SUMMARY PROOF OF EVIDENCE

APPLICATION REFERENCE: 22/00571/AS

APPEAL REFERENCE: APP/E2205/W/24/3345454

ADDRESS: Land north of Possingham Farmhouse, Ashford Road, Great Chart, Kent (TN26 1JR)

PROPOSAL: Outline application for the development of up to 655 residential dwellings (including 30% affordable dwellings) to consider access only (excluding internal circulation routes), with all other matters reserved

BY: Matthew Hogben – BSc (Hons) MA

1.1 The Possingham Farmhouse appeal site is currently remote from nearby settlements that have community facilities such as Singleton or Great Chart. These settlements cannot be safely accessed on foot or by cycle from this appeal site and are some 3 kilometres away. The only facility that is available at the adjacent site, Chilmington Green is a primary school which cannot currently be safely accessed on foot from the application site. The site is reliant on the adjacent site, Chilmington Green coming forward in a timely manner to provide services and amenities for any future residents, walking and cycling links to the adjacent communities, Singleton / Great Chart and public transport provision towards Ashford Town Centre and the International Railway Station. A Section 106B appeal has been submitted by the same applicant as this site seeking to defer the delivery of the District Centre and Sports Hub and Community Hub which will mean this appeal site will not have any local facilities for a long time therefore creating a development that is only accessible by private motor vehicle and thus contrary to the National Planning Policy Framework and Ashford Local Plan regarding the promotion of sustainable development and transport.

1.2 I do not agree with the applicant's amended trip rates due to the sustainability concerns above and trip distribution and assignment as outlined in the proof of evidence. This has resulted in significantly less vehicle trips on the local highway network outside of the application site including the A28 corridor.

1.3 I have set out the full extent of required highway capacity assessments, but these have not been undertaken by the applicant.

1.4 I have commissioned Charles and Associates to undertake junction capacity assessments for 3 junctions along the A28 corridor, 1) Matalan roundabout 2) Chart Road / Loudon Way traffic signal junction and 3) Tank roundabout which currently suffer from congestion and capacity issues. The report demonstrates that there will be a severe highway capacity impact from the proposed development on all 3 of these junctions. This will subsequently lead to increased driver frustration and risk to highway safety as drivers take more risks and junctions become blocked.

1.5 The applicant has suggested a mitigation scheme for the Matalan roundabout as part of recent Statement of Common Ground discussions. There were no accompanying junction modelling results for this suggested mitigation scheme and KCC has no further sight of any amended trip distribution and assignment to support any modelling results. No further highway capacity assessments had been undertaken or any further mitigation schemes submitted for the Chart Road / Loudon Way traffic signal junction or Tank Roundabout.

1.6 A standalone junction upgrade at Matalan roundabout would fundamentally not address the severe capacity issues from the Possingham Farm development at the other two junctions as this is a wider highway corridor capacity issue. This is due to the 3 junctions along the corridor interacting very closely with one another as set out in the above junction modelling results. The only way this capacity constraint would be resolved is through the dualling scheme to provide an extra lane in each direction with junction improvements to all 3 junctions along the corridor.

PROOF OF EVIDENCE

APPLICATION REFERENCE: 22/00571/AS

APPEAL REFERENCE: APP/E2205/W/24/3345454

ADDRESS: Land north of Possingham Farmhouse, Ashford Road, Great Chart, Kent (TN26 1JR)

PROPOSAL: Outline application for the development of up to 655 residential dwellings (including 30% affordable dwellings) to consider access only (excluding internal circulation routes), with all other matters reserved

BY: Matthew Hogben – BSc (Hons) MA

1 PERSONAL DETAILS

1.1 My name is Matthew Hogben, and I am the Principal Transport and Development Planner for the Ashford area for Kent County Council (KCC) Highways and Transportation. I have a Bachelor of Science Degree in Geography and Business Management from Queen Mary, University of London and a Master of Arts Degree in Planning Policy and Practice from London South Bank University.

1.2 I have over 15 years' experience in the highway's development planning sector being employed at the County Council since 2009. I have attended several examinations in public for Local Plans, a public inquiry and produced many written representations for written representations appeals. I am currently the Kent director of TRICS having been on the board for 8 years.

1.3 I regularly assess Transport Assessments which are submitted to support large scale planning applications for strategic development sites. As part of this assessment process, I review and comment on highway capacity models including localised junction models, wider corridor models and strategic models. I also can commission consultants to undertake further modelling work if I do not believe submitted modelling work to be accurate.

1.4 I have been the highways and transportation lead on this application for KCC since an outline planning application was submitted in 2022 and have dealt with the neighbouring Chilmington Green development since 2016 when I was appointed to my current role.

1.5 My evidence will cover the background of my objection to the planning application, including the strategic transportation policy for the Borough as well as matters of detail related to the sustainability of the site, including consideration of the adjacent site, Chilmington Green, which is currently under construction and on which approximately 360 dwellings are currently occupied. It will also assess the development impact of the proposal site on the A28 highway corridor between Matalan and Tank Roundabout which is subject to a committed highway improvement scheme in the form of the A28 dualling scheme.

1.6 My evidence is presented in support of Ashford Borough Council's refusal to grant planning consent to application reference 22/00571/AS. I am also familiar with the Borough Council's Statement of Case in so far as it relates to highway matters. I was also involved in the production of the County Council's Statement of Case which sets out the main issues associated with the appeal application in highways and transportation terms.

1.7 The facts and matters set out in this proof of evidence are within my own knowledge unless otherwise stated, and I believe them to be true. Where I refer to information supplied by others, the source of the information is identified; facts and matters derived from other sources are true to the best of my knowledge and belief.

2. APPLICATION STATUS

2.1 The application was registered on 8th April 2022. The County Council in its position as Local Highway Authority made its first representation on the application on the 25th April 2022 stating that the application should not have been registered as it did not meet the local validation requirements as a Transport Assessment (TA) and Travel Plan had not been submitted to support the planning application.

2.2 A Transport Assessment was submitted to Ashford Borough Council on the 15th July 2022. A second planning consultation took place on the 9th August 2022 and the County Council made its representation on the 23rd August 2022. The County Council at the time had not agreed the scope of the submitted Transport Assessment and so there were various issues raised including concerning the assumptions made regarding local facilities, public transport, road safety, suitability of the site access proposals, trip generation from the site and traffic impact on the local highway network.

2.3 A third planning consultation took place due to the submission of a Transport Assessment Addendum (TAA) on the 4th July 2023 and the County Council made its representation on the 21st July 2023. There remained significant unresolved issues including as to the extent of local facilities especially at Chilmington Green, public transport provision, road safety, suitability of the site access proposals, trip generation from the site, journey purpose, trip distribution and assessment of the proposed development on the local highway network. The representation recommended refusal of the application on the following grounds:

1 The proposal, located remote from services, employment opportunities and not being well served by public transport, is contrary to the aims of the National Planning Policy Framework (paragraphs 105, 110 and 112) which seeks to support reductions in greenhouse gas emissions, reduce congestion and minimise journey lengths, KCC's Local Transport Plan and Ashford Borough Council's Local Plan policy SP1, which seeks to focus development at accessible and sustainable locations and to promote access to a wide choice of easy to use forms of sustainable transport modes including bus, train, cycling and walking to encourage as much non-car based travel as possible and to promote healthier lifestyles.

2 The proposed development is likely to generate an increase in pedestrian and cycle traffic on highways lacking adequate footways and cycleways with consequential additional hazards to all users of the highway. The proposal is therefore contrary to the aims of the National Planning Policy Framework (paragraph 112), KCC's Local Transport Plan and is

contrary to Ashford Borough Council's Local Plan policies TRA5 and TRA6 which seeks to promote walking and cycling links to wider footway and cycleway network.

3 The proposals will have a severe impact on the A28 corridor resulting in increased travel times, delay and congestion. This will lead to increased driver frustration and subsequent risk to highway safety. The proposal is therefore contrary to the aims of the National Planning Policy Framework (paragraph 111), KCC's Local Transport Plan and is contrary to Ashford Borough Council's Local Plan policy TRA7 which states that proposals which would generate levels and types of traffic movements, beyond that which local roads could reasonably accommodate in terms of capacity and road safety will not be permitted.

2.4 All copies of the County Council's representation on the planning application can be found attached to the County Council's Statement of Case. It is assumed that all application documents submitted by the Appellant will form part of the core documents list.

2.5 The application was subsequently refused by Ashford Borough Council on the 14th December 2023. There were two reasons for refusal on highways and transportation grounds, 2 and 3:

2 The development would be located in a presently unsustainable location where future residents of the development would not have access to appropriate local services and facilities that are convenient and accessible by sustainable modes of transport.

3 In the absence of a comprehensive and robust assessment of the impact of the development on the strategic and local highway network and highway safety, the applicant has failed to demonstrate that the development would not have a severe impact on the highway network and/or an unacceptable impact on highway safety, and/or a requirement to contribute to the repayment of forward-funding secured and used by the Council to provide highway capacity at Drovers roundabout and/or M20 Junction 9.

3. COUNTY COUNCIL'S OBJECTIONS TO THE PROPOSALS

3.1 In summary the objections made by Kent County Council to the application were as follows:

- Sustainability – Any potential of this site to be a sustainable site for housing, is dependent on the adjacent site, Chilmington Green coming forward in a timely manner to provide services and amenities for future residents; walking and cycling links to Chilmington Green and to the adjacent communities of, Singleton / Great Chart; and public transport provision towards Ashford Town Centre and the International Railway Station.
- The lack of safe walking and cycling routes – The site currently has no safe walking and cycling links to either Chilmington Green or to other surrounding villages such as Singleton or Great Chart.

- Incomplete crash statistics – The full data output sheets had not been submitted so that KCC could assess whether there was a particular crash pattern at any relevant locations.
- Site Accesses – Stage 1 Road Safety Audits and Designers Responses had not been submitted for either of the two access points. A right-hand turn lane was also required for the access point from the Avenue Extension.
- Trip rates proposed by the applicant – Another TRICS assessment was required to be undertaken using only edge of town TRICS site and a population range up to 125,000 to reflect the population characteristics of Ashford.
- Trip distribution and assignment on the local highway network - 2021 National Travel Survey had been used for trip purpose, but this was not acceptable as this was during a time of COVID related lockdowns with a significant number of employees working at home and thus distorting trip distribution. KCC suggested that 2011 census data be used. The County Council also did not accept the trip distribution due to the over-reliance on future pupils going to Chilmington Green Secondary School and also all residents being assumed to use the proposed food store at Chilmington Green which has yet to have been built and as part of the applicant's Section 106B appeal they have sought to defer delivery of the District Centre containing the food store.
- Extent of highway capacity assessments – The following junctions / corridors were requested to be subject to highway capacity assessments:

  1) Junction D - Sandy Lane / Ashford Road / Avenue Extension
  2) Junction 1 - Great Chart Bypass / Chilmington Avenue
  3) Junction 2 - Ashford Road / Great Chart Bypass
  4) Junction 3 - Great Chart Bypass / Tithe Barn Lane
  5) Corridor model of the whole A28 Chart Road corridor between the Matalan and Drovers Roundabouts. This needed to include the A28 in its current arrangement and then the A28 improvement scheme that is proposed to be delivered between Matalan and Tank Roundabouts.
  6) Junction 5 - The Avenue / Chilmington Green Road
- A projected severe impact of the development on the A28 highway corridor – The proposals would have a severe impact on the A28 corridor resulting in increased travel times, delay and congestion. This would lead to increased driver frustration and subsequent risk to highway safety as drivers take more risks and junctions become blocked.

3.2 These grounds of objection are discussed in turn in the sections below.

3.3 Due to significant concerns regarding the applicants TA and TAA, as detailed in the County Council's planning consultation responses, and to assist in the development of my proof, I instructed Charles and Associates Consulting Engineers Ltd (C&A) to undertake an independent review of the traffic related reports submitted by the Appellant. In addition, due to the lack of a sound assessment of the traffic impacts of the development on the A28 corridor provided by the Appellant, C&A were instructed at my direction to undertake an alternative assessment of traffic impact on this part of the network. An external consultant was instructed as the County Council does not have the relevant modelling software to undertake the appropriate junction capacity assessments. I am however familiar with the modelling software and assess the outputs of junction models on a regular basis when reviewing Transport Assessments on behalf of the County Council. Furthermore, the key input parameters within the alternative assessment of the A28 corridor were directed to be used based on those previously used and accepted for the Chilmington Green development.

3.4 The C&A review and alternative assessment report can be found in Appendix A of this proof. I have used this technical work to support the development of my proof of evidence and I will detail further below the outstanding issues currently with the application proposals. The County Council will continue to discuss these concerns with the applicant prior to the opening of the inquiry in order to reach common ground where possible. Currently the vast majority of my original concerns remain outstanding. The TAA was fundamentally flawed in multiple respects and failed to assess the impacts of the proposed development on the proposed highway network including the A28 corridor. That has not been corrected at the time of writing this proof. It assumed the delivery of a significant number of facilities and infrastructure at Chilmington Green notwithstanding that most of those facilities and that infrastructure is not in place and the developer is seeking very substantial delay in provision of that infrastructure. It makes some serious mistakes in assessing education trips and thus the proportionate split of trips to different destinations significantly understating trips on the A28; it relies on trip distribution the basis for which is not explained or evidenced, and which makes no sense. It is plainly not fit for purpose and needs complete reworking from scratch to provide a credible basis for any assessment of traffic impacts from the proposed development. Currently the recent technical information submitted by the Appellant is not sufficient to reach common ground as there are still fundamental issues in the TAA which are detailed below, and it is currently not for purpose. When a properly justified TAA is submitted, I reserve the right to comment further and produce a subsequent rebuttal if required.

4. SUSTAINABILITY AND LACK OF SAFE WALKING AND CYCLING ROUTES

4.1 At present the site is isolated from the wider Chilmington Green development site and Singleton / Great Chart village which are the nearest settlements with facilities with there being no safe walking and cycling links. Walking and cycling links are proposed through two infrastructure planning applications (21/00839/AS and 21/00840/AS) as part of the Chilmington Green development, however, these have yet to be completed by the applicant, Hodson developments. The only community facility currently available at Chilmington Green is the primary school and this cannot currently be accessed safely either by walking or cycling from the appeal site. The secondary school is due to open on-site in September 2025. All other community facilities such as a local shop, public house, bus services, village hall and doctors' surgery are at Singleton or Great Chart, and these involve pedestrians or cyclists currently using Mock Lane (a narrow country lane subject to a 60mph speed limit with no street lighting) or the A28 (a busy A-road subject to a 60mph speed limit with no footways or cycleways). The distance to these facilities is almost 3 kilometres which is significantly more than walking guidelines to access key facilities and the use of these routes by pedestrians or cyclists is a highway safety issue due to the lack of separate footway or cycleway provision. As such, in the absence of the proposed community facilities and active travel infrastructure as part of the Chilmington Green development, I consider that accessibility between the site and day-to-day amenities is not provided for by active modes of travel. These active travel issues will be overcome when the following highway works are delivered to a finished adoptable standard as detailed below:

- Access C Roundabout (planning application 12/00400/AS),
- Avenue extension from Chilmington Green Road to Access C (planning application 21/00840/AS)
- Avenue from Access A Roundabout to Chilmington Green Road (planning application 17/00665/AS),
- Formal pedestrian crossing across Chilmington Green Road (planning application 21/00839/AS)
- Active Travel route between the formal pedestrian crossing across Chilmington Green Road and Secondary School (planning application 21/00839/AS)
- Footway and cycleway links from Parcel K at Chilmington Green to Singleton (planning application 21/02248/AS).

4.2 To provide appropriate access to/from services in Ashford town centre and connectivity to rail services at the Ashford International Railway Station, a bus service is required to serve the Appeal site. Furthermore, all future residents need to be within a safe 400 metre walking distance of a bus stop. The Department for Transport Inclusive Mobility guide (2002) confirms that bus stops in residential areas should be located within a 400 meters walkable distance of residential dwellings. The Kent Design Guide: 'Making It Happen' document states that '*current criteria requires that no property should be further than 400m from a bus stop, although it is desirable to give good access to all residential properties.'* To date the applicant has not put forward any concrete details of how a frequent bus service will be provided nor information about discussions with any local bus operator about providing such a service including frequency, routes, journey times and relative attractiveness for those seeking to access the town centre services and railway. Furthermore, the applicant has sought to defer the provision of the initial half hourly bus service for the Chilmington Green site from 100 dwellings to 2,684 dwellings through the current Section 106B appeal which, if successful would mean that there would be no bus service for many years during the construction and initial occupation of the development here and so the County Council has fundamental concerns regarding the delivery of any bus service by the applicant. Any potential bus service serving the appeal site is unlikely to be viable until it is supported by development at Chilmington Green. In the absence of a bus service all movements to/from Ashford town centre and/or the rail station would be undertaken by private vehicle.

4.3 Critically, the Appellant is seeking to fully rely upon the facilities and services which form part of the consented development at Chilmington Green. However, at the same time most are not present, and the same Appellant is seeking to significantly defer the delivery of these facilities in a current Section 106B Appeal (ref: APP/W2275/Q/23/3333923 (KENT)) relating to Chilmington Green. I consider that this undermines the fundamental case for sustainability of the Appeal site as the actions of the Appellant raise significant uncertainty over the delivery and timing of these critical facilities. The current Section 106B appeal seeks to defer delivery of the District Centre (which will contain the foodstore and various non-food uses) to 2,700 dwellings from 1,250 dwellings in the Section 106 Agreement a delay of several years and taking delivery well beyond the completion of the development here. The applicant is also seeking to again defer delivery of Discovery Park Sports Hub and Community Hub to 3,500 and 3,650 dwellings respectively through the current Section 106B appeal. Currently the Chilmington Green site has delivered approximately 360 dwellings over a 5-year period and, on this evidence, I have significant concern that the build out to 2,700, 3500 and 3,650 dwellings respectively will take many more years than currently predicted by the Appellant. For all that time, unless the development here could not be occupied until those facilities were

provided (enforceable through a suitably worded Grampian planning condition) this would be an unsustainable location for an uncertain and potentially very long period.

5. INCOMPLETE CRASH STATISTICS

5.1 Up to date crash statistics have recently been supplied for the junctions / corridors which are required to be subject to capacity assessment as detailed above. There are no junctions / locations which are currently subject to crash remedial measures and so KCC is satisfied that no further crash mitigation measures are required.

6. SITE ACCESS POINTS

6.1 The transport consultant has now submitted an amended plan showing a passing point on the Avenue Extension so that a vehicle travelling straight on can pass a vehicle seeking to turn right into the application site. This is acceptable to KCC, and it is understood this plan will be submitted as an addition to the appeal documents.

6.2 A Stage 1 Road Safety Audit and Designers Response has now been undertaken for the proposed site access points. The audit raises an issue regarding the vehicle tracking manoeuvre for the left turn manoeuvre from the site onto the A28 for a bus with the bus over-running the right-hand turn lane. KCC has requested the transport consultant amends the access plan for this access accordingly as access is sought for approval as part of this outline planning application. In the absence of this plan, this matter remains outstanding and safe means of access to the site has not been fully demonstrated.

7. TRIP RATES

7.1 The Appellant's transport consultant has undertaken a further TRICS assessment based on the parameters as requested by KCC in paragraph 3.1. This new TRICS assessment can be found in Appendix B of this proof. This subsequent exercise has resulted in lower trip rates in the weekday AM and PM peaks compared to those previously set out in the Transport Assessment. These trip rates are based on similar sites across the country in terms of location and population. However, the selected sites have reasonable public transport services and safe walking and cycling links within these developments or to nearby settlements that have local facilities which this appeal site, nor Chilmington Green, currently has. As highlighted above, KCC has fundamental concerns with the programme for delivery of the range of land uses on the Chilmington Green site, As such, the Appellant has been requested to undertake two alternative assessments to assess the impact of the development proposals on the local highway network 1) Using the trip rates set out in the original Transport Assessment for the

appeal site and 2) New trip rates recently submitted. This approach of 'scenario planning' accords with current best practice guidance as set out in the TRICS Consortium 'Guidance Note on the Practical Implementation of the Decide & Provide Approach' (February 2021). The assessment of multiple scenarios aims to overcome the inherent uncertainty in forecasting the future by providing a range of plausible outcomes.

7.2 The County Council has had further discussions with the Appellant regarding the potential for internalisation within the adjacent Chilmington Green development. I am content to agree to the internalisation assumptions set out below, however, this is predicated upon the secondary school, District centre and other community facilities being delivered at any early stage in line with the existing Section 106 Agreement for Chilmington Green.

- 65% secondary education
- 33% food retail
- 25% non-food retail
- 25% personal business
- 33% leisure trips

As previously stated, KCC has significant concerns regarding the delivery timetable due to the slow progress of development at Chilmington Green and furthermore the current Section 106B appeal. Should these community facilities not come forward in a timely manner in accordance with the existing Section 106 Agreement, the internalisation figures for food and non-food retail, personal business and leisure trips will be effectively nil as residents will have to drive out of the appeal site / Chilmington Green, which will result in significantly more vehicles on the local highway network and thereby further impacting highway capacity on the local highway network. The Appellant has not considered this scenario in its modelling, yet it is a likely real-world situation whether or not the Section106B appeal is granted. The Chilmington Green site is delivering houses very slowly at present and absent of appropriately worded Grampian planning conditions the appeal site will be likely to come forward in advance given it appears to be a self-contained development with limited requirement for further and additional facilities and infrastructure. It is an add on to and wholly dependent on the facilities and infrastructure at Chilmington Green being delivered.

8. TRIP DISTRIBUTION AND ASSIGNMENT

8.1 Given the locational context of the site and limited facilities available at the adjacent Chilmington Green site, the vast majority of vehicles accessing key services and facilities will inevitably route north along the Ashford Road A28 corridor to access these. Image 1 below shows the location of the site together with all A-roads in Ashford shown in green. The A28

corridor clearly represents the most direct route towards Ashford town centre, the International Station and M20. There is no assessment which demonstrates that any other route would be preferrable in any scenario for the significant majority of trips.

Image 1: Google Map showing the location of the appeal site © 2024 Google

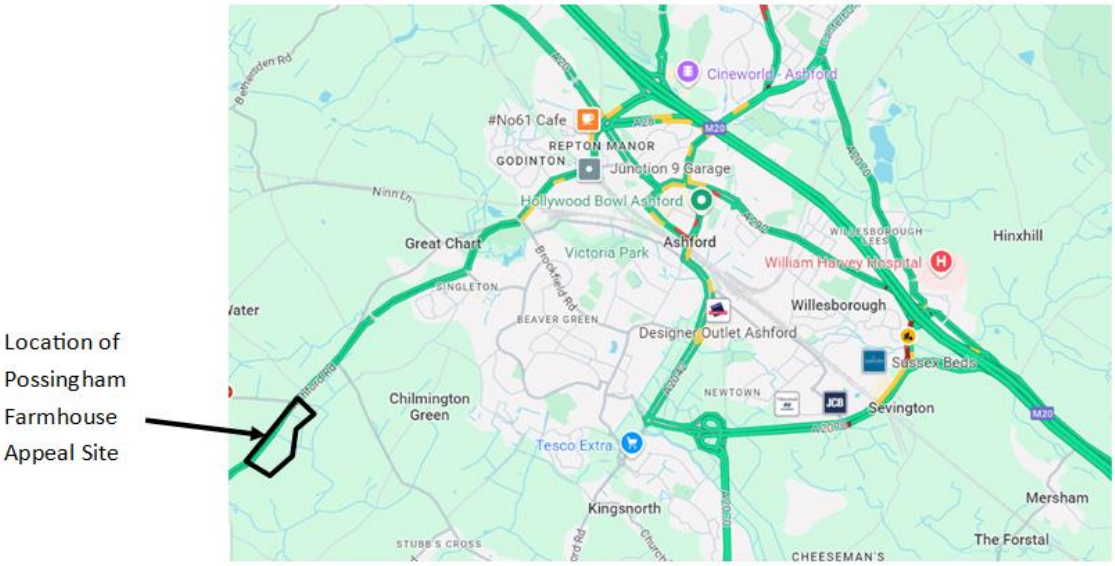

8.2 The TAA adopts a methodology to distribute vehicular traffic to and from the Appeal site using 2021 National Travel Survey (NTS) data to determine the proportion of trips during the assessed peak periods by journey purpose. These journey purposes, and the estimated vehicular trips associated with each, have then been used to determine an assumed distribution of trips on the local highway network. There are however two problems with this 1) The effect that the COVID-19 pandemic and working from home has had such that education trips dominate and 2) Miscalculation of education trips.

8.3 The proposed journey purpose split has been based on 2021 NTS data which was the most up to data survey data at the time in 2023 that the TAA was produced. This survey was however undertaken during COVID-19 restrictions by the UK government. These restrictions at the time had a significant impact on travel behaviour and due to the general public being told to work from home unless absolutely necessary.

8.4 There is a fundamental concern with the use of NTS regarding education and education escort trips as NTS data counts a return vehicle journey to school as 2 separate trips for both education and escort education trips as it identifies the pupil and parent taking the pupil as two separate trips, whereas this is really 1 trip in 1 vehicle. This significantly skews the amount of education trips taking place to and from the application site in the AM peak, effectively double counting the education trips actually taking place. This results in a significant reduction in the number of commuting trips taking place. This error is compounded by the fact that a

large proportion of education trips are assumed to be undertaken 'internally' to Chilmington Green. Subsequently the volume of trips associated with all other trip purposes (including commuting) are underestimated reducing the amount of traffic travelling externally to the site on the local highway network especially in the AM peak.

8.5 It is important to note that this approach is fundamentally different from that used within the original Transport Assessment for the Chilmington Green development. The TA used Census 2011 'Journey to Work' data to distribute traffic onto the network. This approach resulted in a significantly higher proportion of trips (circa 67%) routing via Ashford Road north and subsequently onto the A28 corridor towards Ashford town centre and M20 Junction 9 via Templar Way and Fougeres Way. The revised methodology applied in the TAA however suggests a dramatically reduced distribution to A28 with just impact of circa 33% routing via Ashford Road A28 north in each peak. There is no rational explanation for this very substantial change.

8.6 The Chilmington Green TA assessed the impact of the prosed development using the above trip distribution and assignment parameters. It then assessed the impact of the development using a VISSIM corridor model which was developed by KCC's term consultants, Amey at the time. This VISSIM corridor model demonstrated that the A28 dualling project was required to accommodate the traffic associated with the proposed development.

8.7 The trip distribution section of the TAA also does not provide any evidence whatsoever to underpin the assumptions as to how the trips associated with each journey purpose have been assigned to the surrounding highway network. I would, as a minimum, expect to see an analysis of the key destinations/attractors associated with each land use and online journey planning tools used to derive potential routes between these and the development site during peak highway periods. None of this has been provided. The most cursory examination of the key destinations and use of journey planning tools shows the approach of the Appellant to be misconceived.

8.8 As this was not done as part of the TAA it was not possible to check the assumptions adopted by the transport consultant. No clear summary of the broad trip distribution from the site has been provided despite this being requested many times by the County Council.

8.9 Further discussions have since taken place with the transport consultant and they are now proposing to use 2019 NTS data which is the most up to data survey data prior to the COVID-19 pandemic. Whilst this has been submitted there still remains the fundamental issue regarding education and education trips effectively double counting the amount of education trips on the local highway network.

8.10 On the basis of the current TA and further information provided to date, the County Council does not agree with the trip distribution and assignment for external trips on the local highway network proposed by the Appellant and considers that it significantly underestimates the quantum of trips added to the wider network by the development, in particular towards Ashford town centre. The appeal site is located to the south-west of Ashford Town Centre and Railway Station and the most direct route to the town centre is via the A28 highway corridor. The south-west of Ashford has very few facilities and a significant number of key facilities within the town are either available within Ashford Town Centre or close to the Town Centre. For these facilities vehicles will have to route via the A28 corridor as this is the most direct route.

8.11 Furthermore, the basic underpinning evidence informing the traffic assignment assumptions adopted by the Appellant have still not been provided, and on face value a number of the assumptions appear to be clearly inappropriate. A clear example of the misconceived trip assignment applied is for Secondary School provision whereby it is suggested that 50% of vehicles travelling externally will assign along Tithe Barn Lane to the Chilmington Green school. This school is currently in a temporary location off Jemmett Road in Ashford and pupils will transfer across to the Chilmington Green on-site secondary school next academic year. It is important to note that the suggested proportion of secondary education trips travelling externally was to primarily reflect the presence of selective schools in Ashford, The Norton Knatchbull Grammar School for Boys and Highway Grammar School for Girls. These two schools are located near to Ashford Town Centre such that the clear and obvious route to them would be via the A28 corridor.

9. BACKGROUND TRAFFIC GROWTH

9.1 The TAA assumed zero growth on the local highway network using TEMPro between 2023 and 2032 excluding the Chilmington Green and Court Lodge developments.

9.2 Other development sites in and around Ashford will be constructed and occupied within this 10-year period which will have an impact on the study network, in particular on the A28 corridor which represents a key strategic route in the town. Therefore, I consider that assuming no background growth in this period is completely unrealistic.

9.3 The C&A report has undertaken adjusted TEMPro growth figures which are detailed in table 3.2 of the report. This is based on planned growth in the wider Ashford area as opposed to the immediate area surrounding the development sites for a typical A-road, which the A28 represents. To avoid the double counting of trips, the number of homes and jobs proposed at both Chilmington Green and Court Lodge by the 2032 forecast year have been removed using

the 'Planning policy adjustment' function within TEMPro. I consider this approach to represent a more realistic approach to accounting for background traffic growth from other development in the area than that adopted within the TAA.

9.4 Suggested new TEMPro growth rates have recently been submitted to the County Council by the Appellant, however, no detail regarding the planning policy adjustment assumptions adopted was provided. As such I cannot verify the appropriateness of the proposed growth rates and therefore consider that these cannot be relied upon.

10. EXTENT OF HIGHWAY CAPACITY ASSESSMENTS

10.1 The extent of required highway capacity assessments is set out in the County Council's third representation on the planning application (as summarised above). To date the transport consultant has not undertaken the full extent of required highway capacity assessments and those which have been undertaken are based on an incorrect trip distribution and assignment as stated above. As such I consider that the submitted assessments do not reflect the true impact of the proposed development on the A28 corridor. The fundamental highways and transportation issue with this development has inexplicably not been addressed - namely the impact on the A28 corridor as a whole. This is a fundamental failing of the application documentation because any consideration of the A28 corridor demonstrates that the A28 dualling scheme is required for any further significant development in this general location as recognised in the Chilmington Green planning permission and Section 106 Legal Agreement.

10.2 For junctions along the A28 corridor the TAA only considers junctions for further assessment where the development would increase traffic flows by at least 5%. This does not consider the current capacity of the junction, and what arms of the junction the increase may occur on. At junctions that are already operating at capacity, a 5% increase in traffic movements is likely to result in a significant and potentially severe impact on the junction's operation. As demonstrated below the A28 corridor junctions will be operating above capacity and the additional impacts from CG and/or Possingham will very substantially increase delays and queue lengths and impact safe operation. In short, there is simply no spare capacity for this development on the A28 corridor (in conjunction with other developments) and the addition of this development will result in severe impacts

10.3 The junctions along the A28 corridor, including the Tank roundabout and A28/Loudon Way traffic signal junction, currently operate close to or are over capacity during highway peak periods as demonstrated in the C&A report. To not assess these junctions despite a clear and significant increase in traffic flows is fundamentally misconceived despite the County Council stating this our 2nd and 3rd planning consultation response on the application.

10.4 For a standard roundabout, junctions capacity assessments (ARCADY) are undertaken using Ratio of Flow to Capacity (RFC) for each arm of the junction as the key output. An RFC of less than 0.85 normally means the junction is operating within practical capacity. An RFC of between 0.85 and 1.0 means the junction is operating between practical capacity and theoretical capacity and this means that the operation of a junction could be variable with queues building at the junction resulting in increased vehicle delay moving through the junction. An RFC of 1.0 or more means the junction is operating in excess of even theoretical capacity. When an RFC is 1.0 or more queuing and delay goes up exponentially when additional demand is added to the junction approach. This is generally accepted within the transport planning industry however there is no formal guidance in this regard.

10.5 For a standard traffic signal junction, junction capacity assessments (LinSig) are undertaken using Degree of Saturation (DoS) as the key output. The DoS is expressed as a percentage rather than a decimal. A DoS of less than 90% means the junction is operating within practical capacity. A DoS of between 90% and 100% means the junction is operating between practical and theoretical and again this means that the operation of a junction could be variable with queues building at the junction resulting in increased vehicle delay moving through the junction. A DoS of more than 100% means the junction is operating in excess of theoretical capacity. When a DoS exceeds the 100% queuing and delay goes up exponentially when additional demand is added to the junction approach.

10.6 The TAA undertakes an assessment of the Matalan roundabout. Table 7.12 of the TAA presents the modelling results of the applicants observed conditions at the junction. This table indicates that the junction observes significant queuing on the A28 Chart Road (N) arm of the junction during both the AM and PM peak periods, with minimal queuing and delay on all other arms of the junction. These results are inconsistent with observed queueing at the junction. Queue length surveys undertaken on Tuesday 25th April 2023 on behalf of the County Council indicate that levels of queueing occur across all arms of the junction. This was when there were approximately 270 occupations at the Chilmington Green site. The TAA junction model outputs have been reviewed against this observed queue data. The comparison indicates inconsistencies on most arms of the junctions, with the model underestimating queues on 3 arms of the junction. The comparison table is set out in Table 3.5 of the C&A report, which can be seen in Table 1 below.

Table 1 – Modelled vs Observed Queues at Matalan Roundabout

Arm	Modelled Queue (PCU)		Observed Queue (PCU)	
	AM	PM	AM	PM
Arm 1 – Brookfield Rd	1	1	24	24
Arm 2 – A28 Great Chart Bypass	1	1	33	33
Arm 3 – Chart Rd NW	1	0	10	10
Arm 4 – A28 Chart Road NE	80	73	17	17

10.7 Given the clear differences between modelled and observed queues in the above table it is considered that the base model submitted as part of the TAA is not fit-for-purpose to provide a suitable basis for forecast assessment of the operation of the junction. The junction model should have been calibrated against observed queues to better reflect the actual operation of the junction on the ground.

11. A28 DUALLING SCHEME CONTEXT

11.1 The A28 dualling scheme is a key strategic transport project to reduce congestion, queuing and delay along the A28 corridor. The scheme extends between the Matalan and Tank roundabouts and has been designed to cater for the development at Chilmington Green, providing for improved capacity and safety in this area and relieve congestion and journey times which would otherwise arise with development of just CG never mind the appeal site as well. Requirements for upgrades to the A28 corridor were originally set out in the 2013 Chilmington Green Area Action Plan (AAP) which allocated the Chilmington Green site for development. This involved the improvements to Matalan and Tank roundabouts as well as the dualling between the two roundabouts. It also involved an upgrade to the traffic signal junction of Chart Road / Loudon Way. Furthermore, the A28 dualling is a policy requirement in the current Ashford Local Plan under policy TRA1, Strategic Transport Schemes and necessary as part of the Chilmington Green development. The current Local Transport Plan 4 for Kent – Growth without Gridlock 2016-2031 also states that, '*the A28 Chart Road improvement scheme is critical to the delivery of 5,750 homes at Chilmington Green and the reduction in congestion along this route is a priority scheme for both Ashford Borough Council (ABC) and KCC.'* The A28 Chart Road dualling scheme is one of the key priorities for the Ashford area within the respective proposal map.

11.2 The Chilmington Green development is reliant on the A28 dualling scheme being delivered to mitigate the impact of this development. A bond is required to be provided to the County Council prior to the occupation of the 400th unit at Chilmington Green to provide

financial security to the County Council to enable it to deliver the dualling scheme shortly after provision of the bond. This is set out in the signed Section 278 Highway Agreement as part of the Section 106 Legal Agreement for the Chilmington Green outline planning permission. Currently the bond has still not been provided by the Appellant and the Chilmington Green development is nearing the 400 occupations with approximately 360 occupations to date. KCC and Ashford Borough Council are currently seeking to enforce the restriction on any occupations over 400 before the Bond is provided.

11.3 The current S106B appeal by the Appellant proposes to remove the requirement for the bond and the A28 improvement scheme in its entirety without any clear evidence by the applicant to support their position. There is no Transport Impact Assessment provided on a robust basis. Given the data to which I return below I do not accept that there is any justification for allowing Chilmington Green to go ahead without the A28 dualling scheme nor for changing the triggers as previously proposed by the Appellant to significantly delay its provision.

11.4 To further support the need for the A28 dualling scheme the County Council in relation to the current Section 106B appeal the County Council has commissioned C&A to obtain and analyse new traffic survey data for 1) Matalan roundabout 2) Chart Road / Loudon Way traffic signals 3) Tank roundabout. The traffic survey data compares queue data from April 2023 with those from 2013 that were submitted as part of the Chilmington Green planning application. This can be found in Appendix C.

11.5 The comparative queue data demonstrates that the Matalan roundabout experiences higher and more sustained levels of queuing at the junction in 2023 than was observed in 2013 (and this was with only a total of 270 occupations at Chilmington Green) when the original traffic surveys for the Chilmington Green outline planning application were undertaken. Queuing on the A28 Great Chart Bypass has increased and is subsequently leading to more vehicles using the old Chart Road through Great Chart which is of concern due to parking constraints within Great Chart village leading to one-way working for a large part of the highway through the village. The alternative route to Ashford Town Centre from Matalan roundabout is via Brookfield Road and then Leacon Road and Victoria Road. However, the end of this route is constrained by the traffic signal junction of Victoria Road / Beaver Road / A2042 and then the traffic signal of Elwick Road / Station Road / A2042 which both suffer from existing capacity issues in the peak periods and journey times along this route will only worsen with the planned Chilmington Green development as the capacity of these junctions further worsens.

11.6 The comparative queue data indicates for the Chart Road / Loudon Way traffic signals the level of queueing at the junction was significantly higher in 2023 than the observed queues in 2013, particularly on the A28 Chart Road (NE) approach during both peak periods. The data also suggests that the levels of queueing are sustained over a longer period in 2023 which indicates the occurrence of 'peak spreading' where journeys via the junction are started earlier and/or later to avoid congestion at the junction.

11.7 The comparative queue data for Tank roundabout indicates that the level of queueing at the junction was significantly higher in 2023 AM Peak than the observed queues in 2013 AM Peak. The data also suggests that the levels of queueing are sustained over a longer period in 2023 AM Peak which indicates the occurrence of 'peak spreading' where journeys via the junction are started earlier and/or later to avoid congestion at the junction. The 2023 PM Peak data suggests larger total recorded queues between 4pm and 5.30pm than the 2013 data.

11.8 It is considered that traffic conditions on the study network in 2023 remained heavily congested, as was the case in 2013 and the subsequent years when the A28 Chart Road improvement scheme was conceived. The highway capacity improvement in the form of the dualling scheme is required to resolve existing and acute congestion issues in addition to accommodating forecast traffic demand from the Chilmington Green development.

12. A28 JUNCTION ASSESSMENTS

12.1 Due to the lack of suitable highway capacity assessments undertaken as part of the TAA, I have directed C&A to undertake alternative and/or additional junction capacity assessments of 1) Matalan Roundabout 2) Chart Road / Loudon Way traffic signals and 3) Tank Roundabout. These are available within Appendix A.

12.2 Three scenarios have been used as part of the assessment:

1. 2023 Observed Traffic Flows

2. 2032 Forecast Baseline (observed flows + background traffic growth + committed development at Chilmington Green of 2,426 dwellings and adjacent Court Lodge site of 1000 dwellings)

3. 2032 Forecast Baseline plus Possingham Farmhouse Development

12.3 The junction capacity assessments have been undertaken using ARCADY for both Matalan and Tank roundabout and LinSig for Loudon Way / Chart Road traffic signals.

12.4 The junction capacity assessments are based on the original trip rates, distribution and assignment submitted on the local highway network as part of the Chilmington Green TA and the Possingham Farm TA. The detailed trip distribution and assignment and subsequent full junction modelling reports can be found in the C&A review document found in Appendix A of this proof.

Matalan Roundabout

12.5 The base model for this roundabout has been calibrated in ARCADY so that the existing 2023 baseline reflects observed queue data as shown in the 2023 queue length surveys. The base model table is set out in Table 3.8 of the C&A report, which can be seen in Table 2 below.

Table 2 – Calibrated junction model for Matalan Roundabout

Arm	AM Peak Hour		PM Peak Hour	
	RFC	Queue (PCU)	RFC	Queue (PCU)
Arm 1 – Brookfield Rd	1.00	22	0.92	9
Arm 2 – A28 Great Chart Bypass	0.96	11	1.00	16
Arm 3 – Chart Rd NW	0.98	10	0.76	3
Arm 4 – A28 Chart Road NE	0.92	10	0.97	17

12.6 The 2023 baseline model shows that all arms of the junction are operating in excess of practical capacity in the AM peak and 3 of the arms are operating in excess of practical capacity in the PM peak. The Brookfield Road arm in the AM Peak and A28 Great Chart Bypass arm in the PM peak is operating at full theoretical capacity.

12.7 The future year model table is set out in Table 3.9 of the C&A report, which can be seen in Table 3 below. In a 2032 future baseline scenario there is severe queueing on the Brookfield Road and A28 Great Chart Bypass arms of the junction in the AM Peak and PM Peak with RFCs significantly above 1. In the future scenario with development at Possingham Farm queuing on all arms gets worse with additional severe queuing on Chart Road NW arm and A28 Chart Road NE arm in the AM Peak and A28 Chart Road NE arm in the PM peak.

Table 3: 2032 junction model with and without Possingham Farm Development

Arm	AM Peak Hour		PM Peak Hour	
	RFC	Queue (PCU)	RFC	Queue (PCU)
2032 Forecast Baseline				
Arm 1 – Brookfield Rd	1.41	220	1.24	121
Arm 2 – A28 Great Chart Bypass	1.84	527	1.59	291
Arm 3 – Chart Rd NW	0.97	10	0.75	3
Arm 4 – A28 Chart Road NE	0.92	10	0.97	17
2032 with Development				
Arm 1 – Brookfield Rd	1.44	244	0.30	155
Arm 2 – A28 Great Chart Bypass	2.14	787	1.67	366
Arm 3 – Chart Rd NW	1.08	23	0.84	4
Arm 4 – A28 Chart Road NE	1.28	263	1.53	650

12.8 These junction model results demonstrate that the Matalan Roundabout has significant capacity issues on all arms of the junction in the future year scenario without the dualling scheme, which is only made worse with the proposed development. The extent of queueing is so severe that it would extend to multiple kilometres in length through several hundreds of vehicles being in the queue on several arms of the junctions (Brookfield Road, A28 Great Chart Bypass and A28 Chart Road NE). This would block up the entire A28 corridor and result in subsequent highway safety issues through the subsequent blocking back to nearby junctions.

Chart Road / Loudon Way signal junction

12.9 The base model table is set out in Table 3.10 of the C&A report, which can be seen in Table 4 below.

Table 4: Base Junction Model for Chart Road / Loudon Way

Arm	AM Peak Hour		PM Peak Hour	
	DoS	Queue (PCU)	DoS	Queue (PCU)
Arm 1 – Loudon Way	79.1%	7	74.0%	6
Arm 2 – A28 Chart Road E	73.5%	16	74.3%	14
Arm 3 – A28 Chart Road W	83.4%	22	76.1%	18

12.10 The modelling results demonstrate that the signal junction is currently within capacity in the 2023 Baseline year. However, on the A28 Chart Road West arm in the AM peak, the DoS is 83.4% which is almost at practical capacity. Queues on this arm extend over 125 metres in length.

12.11 The future year model table is set out in Table 3.11 of the C&A report, which can be seen in Table 5 below.

Table 5: 2032 junction model with and without Possingham Farm Development

Arm	AM Peak Hour		PM Peak Hour	
	DoS	Queue (PCU)	DoS	Queue (PCU)
2032 Forecast Baseline				
Arm 1 – Loudon Way	131.6%	36	101.2%	13
Arm 2 – A28 Chart Road E	74.0%	6	89.8%	8
Arm 3 – A28 Chart Road W	130.4%	252	106.3%	82
2032 with Development				
Arm 1 – Loudon Way	131.6%	36	111.3%	20
Arm 2 – A28 Chart Road E	74.0%	6	89.8%	9
Arm 3 – A28 Chart Road W	146.0%	366	110.7%	112

12.12 These junction model results demonstrate that the Chart Road / Loudon Way traffic signal junction has significant capacity issues on the Loudon Way and A28 Chart Road West arms in both the AM and PM peaks with DoS's more than 100% in a 2032 future year scenario without the proposed development. The proposed development will make queueing and delay significantly worse on the A28 Chart Road West arm in the AM and PM Peaks with the queue increasing by more than 100 vehicles in the AM peak and 30 vehicles in the PM peak. This would block up the entire A28 corridor and result in subsequent highway safety issues through the subsequent blocking back to nearby junctions such as Matalan roundabout.

Tank Roundabout

12.13 The base model for this roundabout has been calibrated in ARCADY so that the existing 2023 baseline reflects observed queue data as shown in the 2023 queue length surveys. The base model table is set out in Table 3.16 of the C&A report, which can be seen in Table 6 below.

Table 6: Calibrated junction model for Tank Roundabout

Arm	AM Peak Hour		PM Peak Hour	
	RFC	Queue (PCU)	RFC	Queue (PCU)
Arm 1 – Chart Road	1.00	13	0.66	2
Arm 2 – Carlton Road	0.93	6	1.00	11
Arm 3 – A28 Chart Road	0.97	17	0.91	9
Arm 4 – Sir Henry Brackenbury Rd	1.00	6	0.38	1
Arm 5 – A28 Templer Way	0.96	16	0.82	4

12.14 The 2023 baseline model shows that all arms of the junction are operating in excess of practical capacity in the AM peak and 2 of the arms are operating in excess of practical capacity in the PM peak. The Chart Road and Sir Henry Brackenbury Road arm in the AM Peak and Carlton Road arm in the PM peak are operating at theoretical capacity.

12.15 The future year model table is set out in Table 3.17 of the C&A report, which can be seen in Table 7 below.

Table 7: 2032 junction model with and without Possingham Farm Development

Arm	AM Peak Hour		PM Peak Hour	
	RFC	Queue (PCU)	RFC	Queue (PCU)
2032 Forecast Baseline				
Arm 1 – Chart Road	1.32	70	1.06	20
Arm 2 – Carlton Road	1.49	45	2.89	167
Arm 3 – A28 Chart Road	1.49	541	1.19	157
Arm 4 – Sir Henry Brackenbury Rd	1.44	29	0.61	2
Arm 5 – A28 Templer Way	1.26	219	1.30	254
2032 with Development				
Arm 1 – Chart Road	1.36	80	1.08	22
Arm 2 – Carlton Road	1.58	55	3.18	188
Arm 3 – A28 Chart Road	1.63	802	1.24	210
Arm 4 – Sir Henry Brackenbury Rd	1.43	29	0.61	2
Arm 5 – A28 Templer Way	1.30	270	1.41	403

12.16 In a 2032 future baseline scenario there is significant queueing on all arms in the AM Peak and all arms apart from Sir Henry Brackenbury Road in PM Peak with RFCs significantly

above 1. In the future scenario with development at Possingham Farm queuing on all arms gets significantly worse with additional severe queuing on A28 Chart Road arm and Templar Way arm in the AM Peak and Carlton Road, A28 Chart Road and Templar Way arm in the PM peak.

12.17 These assessment results demonstrate that the Tank Roundabout has significant capacity issues on all arms of the junction in the future year scenario without the dualling scheme, which is only made worse with the proposed development. The extent of queueing is so severe that it would extend to multiple kilometres in length through several hundreds of vehicles being in the queue in several arms of the junctions (A28 Chart Road and Templar Way). This would block up the entire A28 corridor and result in subsequent highway safety issues through the subsequent blocking back to nearby junctions.

12.18 The junction capacity assessments at all three junctions as a whole, indicate that without the A28 dualling scheme, the likely traffic impacts of the Possingham Farmhouse development on the A28 Chart Road would result in a severe impact on the local highway network with subsequent queuing to adjacent junctions which in itself is likely to create a highway safety issue.

12.19 This view accords with recent case law precedent in relation to a recent appeal decision regarding severity on the local highway network for a development proposal in Hamble-Le-Rice, near Southampton (Appeal reference APP/W1715/W/20/3255559). The appeal decision can be found in Appendix D of this proof. The planning inspector here concluded that there would be a severe impact on the Tesco Roundabout with an increased time delay of over 1 minute and on the A3025 Portsmouth Road right turn with a half a minute time delay. The threshold adopted by the Inspector in this case in relation to increases in queuing and delay is significantly less than the impact of the Appeal site on all of the assessed junctions along the A28 Chart Road Corridor.

Alternative Scenarios

12.20 The County Council has directed C&A to develop a spreadsheet tool to demonstrate the likely tipping point for a severe impact along the A28 Chart Road would be for the Possingham Farm appeal. The thresholds I have adopted in this exercise are an increase in RFC or DoS 5% or more where an arm of a junction is already operating in excess of 1 or 100%, or an increase in delay of 1 minute or more where an arm of a junction is already operating in excess of 1 or 100%. I regard these as very generous assumptions as to the starting point for assessment of severe. The County Council has decided to focus only on the main A Road arms of the junctions as these are the arms that would be most mitigated by the committed

dualling scheme on the A28. As such the assessment does not consider the impacts on Chart Road at Matalan Roundabout, Loudon Way at the Chart Road / Loudon Way junction and the Sir Henry Brackenbury Road and Carlton Road arms at the Tank Roundabout. An additional threshold built into the spreadsheet concerns unacceptable safety impacts where queuing from a junction blocks back to the downstream junction. I consider this to be a pragmatic but generous approach in accordance with the appeal decision outlined above. The spreadsheet is based on the 2023 traffic surveys when approximately 270 dwellings were occupied at the Chilmington Green site.

12.21 The first scenario involves the addition of 130 dwellings on the Chilmington Green site to reach the 400-dwelling trigger for the provision of the bond for the A28 scheme. Table 8 below shows those 130 units will not have a severe or unsafe impact on any of the 3 junctions along the A28 Chart Road corridor.

Table 8: Spreadsheet Assessment of 400 dwellings at Chilmington Green

For Severe Impact	Input Dwellings	AM Trip Rate (per unit)	AM Flows (2-way)	PM Trip Rate (per unit)	PM Flows (2-way)	Distribution
Chilmington Green Development	130	0.44	38	0.43	37	*67% through corridor
Possingham Farm Development	0	0.62	0	0.54	0	*67% through corridor
Court Lodge Development	0	0.49	0	0.50	0	*43% through corridor
			38		37	

Output	Severe?	Unsafe?	Capacity Threshold (2-way Flows)	Safety Threshold (2-way Flows)
Matalan Roundabout	No	No	75	250
A28 / Loudon Way Junction	No	No	350	100
Tank Roundabout	No	No	135	190

12.22 The second scenario involves the addition of full 655 dwellings at Possingham Farm. Table 9 shows a severe impact at both Matalan and Tank roundabouts and an unsafe impact at all of the 3 junctions along the Chart Road corridor. This scenario does not take into account any further development at Chilmington Green over the 400-dwelling trigger as this site cannot currently build over 400 units until the bond is provided to deliver the A28 scheme. This shows at the Matalan Roundabout there is a severe impact on the A28 Great Chart bypass arm with an increase in delay of almost 9 minutes in the AM Peak, Brookfield Road arm, with a delay of 100 seconds in the AM Peak and A28 Chart Road NE arm, with a delay of 160 seconds in the PM Peak. At the Matalan Roundabout the queue on the A28 Chart Road NE arm in the PM Peak extends to the Brunswick Road junction therefore blocking the junction meaning that any vehicles turning right into Brunswick Road cannot make this turn. At the Chart Road / Loudon Way traffic signal junction the queue in the AM Peak extends to the Brunswick Road junction therefore blocking the junction meaning that vehicles turning right out of Brunswick Road onto Chart Road cannot safely do so. At the Tank Roundabout there is a severe impact on the Chart Road East and A28 Chart Road arms. The queue in the AM Peak on the A28

Chart Road arm blocks back to the Loudon Way traffic signal junction such that any vehicles cannot safely turn into and out of this junction therefore causing a highway safety issue.

Table 9: Spreadsheet Assessment of 400 dwellings at Chilmington Green plus 655 dwellings at Possingham Farm

For Severe Impact	Input Dwellings	AM Trip Rate (per unit)	AM Flows (2-way)	PM Trip Rate (per unit)	PM Flows (2-way)	Distribution
Chilmington Green Development	130	0.44	38	0.43	37	*67% through corridor
Possingham Farm Development	655	0.62	272	0.54	237	*67% through corridor
Court Lodge Development	0	0.49	0	0.50	0	*43% through corridor
			310		274	

Output	Severe?	Unsafe?	Capacity Threshold (2-way Flows)	Safety Threshold (2-way Flows)
Matalan Roundabout	Yes	Yes	75	250
A28 / Loudon Way Junction	No	Yes	350	100
Tank Roundabout	Yes	Yes	135	190

12.23 The third scenario involves 50% of development added at Possingham Farm (328 units). Table 10 shows a severe impact at Matalan Roundabout and Tank Roundabout and an unsafe impact at Chart Road / Loudon Way junction. Again, this scenario does not take into account any further development at Chilmington Green over the 400-dwelling trigger as this site cannot currently build over 400 units until the bond is provided to deliver the A28 scheme. This shows at the Matalan Roundabout there is a severe impact on the A28 Great Chart bypass arm with the delay increasing by over 3 minutes in the AM Peak and at the Tank Roundabout there is a severe impact on the A28 Chart Road arm. At the Chart Road / Loudon Way traffic signal junction the queue extends to the Brunswick Road junction therefore blocking the junction meaning that vehicles turning right out of Brunswick Road onto Chart Road cannot safely do so.

Table 10: Spreadsheet Assessment of 400 dwellings at Chilmington Green plus 328 dwellings at Possingham Farm

For Severe Impact	Input Dwellings	AM Trip Rate (per unit)	AM Flows (2-way)	PM Trip Rate (per unit)	PM Flows (2-way)	Distribution
Chilmington Green Development	130	0.44	38	0.43	37	*67% through corridor
Possingham Farm Development	328	0.62	136	0.54	119	*67% through corridor
Court Lodge Development	0	0.49	0	0.50	0	*43% through corridor
			175		156	

Output	Severe?	Unsafe?	Capacity Threshold (2-way Flows)	Safety Threshold (2-way Flows)
Matalan Roundabout	Yes	No	75	250
A28 / Loudon Way Junction	No	Yes	350	100
Tank Roundabout	Yes	No	135	190

12.24 The spreadsheet assessments demonstrate that the Possingham Farm development will clearly have a severe and unsafe impact on the A28 Chart Road corridor based upon the pragmatic severity and highway safety thresholds applied.

Applicants suggested mitigation scheme

12.25 As part of Statement of Common Ground discussions the transport consultant working for the Appellant wrote to KCC on the 5th August submitting a mitigation scheme for the Matalan roundabout. This involved flaring improvements to the A28 Great Chart bypass arm, Chart Road NW arm and A28 Chart Road North East arm. The proposed mitigation scheme was not supported by any accompanying junction modelling and the previously highlighted concerns made by KCC as detailed above in this proof do not appear to have been addressed. It is therefore apparent that the proposed mitigation of the Matalan roundabout has been predicated on the flawed modelling assessment presented in the TAA which clearly does not reflect the actual operation and queue increases on multiple arms of the existing junction.

12.26 Given the above, it is my view that the proposed standalone junction upgrade at Matalan would fundamentally not address the severe capacity issues from the Possingham Farm development at the junction itself, let alone the wider severe congestion issues which are evident along the entire corridor. This is due to the 3 junctions along the corridor interacting very closely with one another as set out in the above junction modelling results. I consider that the A28 dualling scheme is critical to enable both the committed development scheme at Chilmington Green, to which it is conditioned, and the additional traffic arising from the Appeal site.

13. PROPOSED SOLUTION

13.1 The only solution to address capacity issues along the A28 Chart Road corridor is the A28 dualling scheme which will significantly improve highway capacity along this congested corridor to both mitigate the impact of the Possingham Farmhouse and Chilmington Green development.

13.2 A bond and subsequent Section 106 contribution towards the A28 dualling scheme from the Appeal site is required together with a Grampian planning condition if the Inspector is minded to grant the appeal restricting any occupation of development until the A28 dualling scheme is completed. The required bond and Section 106 contribution is currently set out in the draft Section 106 Agreement that will be submitted as part of this planning appeal.

13.3 The A28 dualling bond and subsequent Section 106 contribution has been calculated based on the updated scheme cost of £38,705,000 based on a 2025 start date.

13.4 To date there has been no discussions with Appellant on this required bond and Section 106 contribution as currently the Appellant denies the need for those works even though they

have committed to them through the Chilmington Green planning permission and associated Section 106 Legal Agreement and Section 278 Highway Agreement.

13.5 KCC will seek contributions towards the A28 dualling from other development sites as they come forward. If KCC receives contributions from other development sites this Appeal site will receive a proportional refund.

14. SUGGESTED CONDITIONS

14.1 In the event that the Planning Inspector is minded to grant planning permission for the proposals the following conditions should be attached to any permission:

1) Construction Management Plan (including site set up plan, construction vehicle routing, timing of deliveries, wheel washing, measures to prevent discharge of surface water onto the public highway).

2) Access points onto Ashford Road and Avenue Extension and visibility splays to be provided in accordance with submitted plans. Amended plans are due to be submitted by the applicant as part of the planning appeal

3) No development shall be occupied until the A28 dualling scheme is completed.

4) No development shall be occupied until the District Centre (including foodstore) is completed and open.

5) No development shall be occupied until the Secondary School is completed and open.

6) No development shall be occupied until opening of the following to motor traffic, pedestrians and cyclists:

- Access C Roundabout (planning application 12/00400/AS),
- Avenue extension from Chilmington Green Road to Access C (planning application 21/00840/AS)
- Avenue from Access A Roundabout to Chilmington Green Road (planning application 17/00665/AS),
- Formal pedestrian crossing across Chilmington Green Road (planning application 21/00839/AS)
- Active Travel route between the formal pedestrian crossing across Chilmington Green Road and Secondary School (planning application 21/00839/AS)
- Footway and cycleway links from Parcel K at Chilmington Green to Singleton (planning application 21/02248/AS).

7) Details of car parking for each property to be submitted to the Local Planning Authority. Parking to be provided in accordance with Ashford Local Plan parking standards or any other standards subsequently adopted.

8) Details of secure and covered cycle parking for each property to be submitted to the Local Planning Authority. Cycle parking to be provided in accordance with Ashford Local Plan parking standards or any other standards subsequently adopted.

9) No development shall be occupied until a Travel Plan has been submitted to and approved by the Local Planning Authority.

15. STATEMENT OF TRUTH

15.1 I believe that the facts stated within this proof of evidence are true.

Signed...M. Hogben.....

PRINT NAME.MATTHEW HOGBEN

Date...10th September 2024...

APPENDIX A: Possingham Farmhouse TIA Review

Charles & Associates
Park House, Park Farm,
East Malling Trust Estate
Bradbourne Lane,
Aylesford, Kent,
ME20 6SN
c-a.uk.com

Technical Note

A28 Chart Road, Ashford

23-036-TN-003 Rev B

Possingham Farmhouse TIA Review

September 2024

Rev	Issue Purpose	Author	Checked	Reviewed	Approved	Date
-	Draft	SW	CG	CG		09/08/2024
A	Issue	SW	CG	CG	JW	13/08/2024
B	Final Issue	SW	CG	CG	JW	09/09/2024

1 Introduction

1.1 Background

1.1.1 Charles and Associates Consulting Engineers Ltd. (C&A) have prepared this Technical Note (TN) on behalf of Kent County Council (KCC) in relation to the proposed development at Land at North of Possingham Farmhouse (Hodson Developments). The planning application reference for the site is 22/00571/AS.

1.1.2 The proposed development is an outline planning application for the development of up to 655 residential dwellings (including 30% affordable dwellings) with access to be determined (excluding internal circulation routes), and all other matters reserved. The proposed development is in the vicinity of under construction Chilmington Green Development (12/00400/AS) and is dependent on the infrastructure that will be provided by the Chilmington Green Development.

1.1.3 The Local Planning Authority is Ashford Borough Council (ABC) and the Local Highway Authority is Kent County Council (KCC). The applicant has submitted a Transport Assessment Addendum (TAA) in support of the application to ABC.

1.1.4 KCC Highways has objected to the application on various grounds, which was subsequently refused by ABC, and the applicant has lodged an Appeal against the refusal.

1.2 Report Purpose

1.2.1 C&A have been commissioned to undertake a technical review of the Transport Assessment (TA) and TA Addendum (TAA) with particular focus on the traffic impact assessment along the A28 corridor towards Ashford town centre.

1.2.2 In addition, if considered to be required, C&A have been instructed to undertake junction capacity assessments of the A28 corridor based on alternative input assumptions and/or parameters for comparison with those included within the applicant's reports outlined above.

2 Traffic Impact Assessment Review

2.1 Overview

2.1.1 The key aspects of the technical submission that have been subject to review with respect to the potential traffic impacts of the site on the A28 corridor are as follows:

1. Trip Generation
2. Trip Distribution
3. Forecasting Assumptions
4. Junction Assessment Selection Criteria
5. Junction Assessment Methodology

2.2 Trip Generation

2.2.1 The vehicular trip rates proposed have been reviewed. Whilst some of the selection parameters adopted may not exactly match the site characteristics, they are generally compatible and enable a sufficient sample size of sites to be used to determine a statistically robust average. Furthermore, the resultant trip rates are considered to be of an appropriate level for a site in this location and context based upon experience from other residential sites.

2.2.2 In the context of the above, the trip rates adopted by the applicant within their assessment are considered to be appropriate.

2.3 Trip Distribution

Journey Purpose

2.3.1 The methodology adopted by the applicant's consultant within the TAA to distribute vehicular traffic to/from the site utilises 2021 National Travel Survey (NTS) data to determine journey purpose proportions. These journey purposes, and the estimated vehicular trips associated with each, have then been used to determine an assumed distribution of trips.

2.3.2 It should be noted that this approach is different from that adopted within the original TA for the Chilmington Green development, which utilised Census 2011 'Journey to Work' data to distribute traffic onto the network. This approach resulted in a significantly higher proportion of trips routing via Ashford Rd north and subsequently onto the A28 corridor towards Ashford town centre.

2.3.3 Whilst in principle the approach of identifying trip distribution on the basis of journey purpose may be appropriate, the underpinning data and route assignment method used in this case raise concerns regarding the robustness of the distribution exercise adopted in the TAA.

2.3.4 Firstly, the applicant has produced the journey purpose split based on 2021 NTS data. Although the 2021 data set represented the most recent in terms of dataset available, the 2021 survey was undertaken during lockdown conditions associated with the COVID-19 pandemic. It is widely acknowledged that this had a significant impact on travel behaviour and a significant increase in remote working, leading to atypical travel patterns. This was recognised by the Department for Transport who stated the following regarding the 2021 NTS release:

This release covers the main findings from these travel behaviours during 2021. The coronavirus (COVID-19) pandemic from March 2020, has had a substantial impact on travel trends in 2020 and 2021 and has affected the operation of this survey.

2.3.5 Furthermore, the specific section of the NTS (Table NTS0503) that has been referred by the applicant for this exercise has now been discontinued[1] since 2022.

2.3.6 The table presented indicates a very high proportion of education related trips in the AM peak. This is potentially skewed significantly by the underpinning dataset which likely underrepresents the proportion of commuting trips due to Covid restrictions. To compound this the education trips are assumed to be largely catered for within Chilmington Green which results in a great proportion of the AM peak hour trips travelling 'internally' to Chilmington Green.

2.3.7 Secondly, the trip distribution section of the TAA does not provide any detail or outline any assumptions as to how the trips associated with each journey purpose have been assigned to the surrounding highway network.

[1] National Travel Survey: 2022 data table index:
https://assets.publishing.service.gov.uk/media/65a8082cb2f3c6000de5d4c6/nts-2022-table-index.ods

2.3.8 There is some discussion with regards to how the development is anticipated to interact with the adjacent Chilmington Green development in terms of the internalisation of trips within the combined developments. It is noted, however, that there is significant uncertainty with regards to the programme for delivery of the range of land uses on the Chilmington Green site due to live S106A application by the Chilmington Green developer to alter the agreed triggers for delivery.

2.3.9 It would typically be expected that likely destinations associated with each journey purpose would be identified and a methodology for determining the likely routes to/from these destinations would be provided. In the absence of this it is not possible to sense-check the assumptions adopted, and no clear summary of the broad trip distribution from the site is provided.

2.3.10 At face value, the development trip distribution, presented in Figures 40 and 41 in Appendix I of the TAA, appears to significantly underestimate the potential traffic impacts on the wider network in the context of uncertainty over the delivery of ancillary land uses in the adjacent Chilmington Green development and the likely destinations of external land uses being heavily focused towards Ashford town centre.

Association with Chilmington Green

2.3.11 As noted above, there is significant uncertainty regarding the delivery of the range of land uses consented as part of the adjacent Chilmington Green. This uncertainty arises due to the Possingham Farmhouse application seeking to wholly rely on these in the context of the applicant, who is also the developer of the adjacent development, seeking to alter the agreed delivery triggers through a S106A application. Notwithstanding this, the TAA attempts to reflect the revised S106 triggers into their assessment, albeit some of the assumptions adopted are questionable.

2.3.12 With respect to secondary education trips, the TAA has assumed that 90% of the trips will go to the proposed Chilmington Green Secondary School. This simple assumption does not account for selective schools, however, given there are two grammar schools in Ashford. A study as part of a Selective Education Guide to Kent[2] indicates that around 31% of secondary pupils in Kent attend a grammar school. As such the assumption of 90% attending the neighbouring non-selective secondary school is considered to be a significant overestimation.

[2] https://comprehensivefuture.org.uk/selective-education-guide-kent/

2.3.13 The TAA assumes that 75% of the food retail trips would utilise the proposed supermarket within Chilmington Green. This does not reflect the range of choice in supermarkets given the emergence of discount brands such as Aldi and Lidl. For non-food retail an assumed 25% would shop within Chilmington Green without any indication of the retail offer or justification provided – particularly as there is an extensive existing retail offer in Ashford town centre and at the Designer Outlet.

2.3.14 Evern more markedly, the TAA assumes at 75% of all leisure trips would be catered for within Chilmington Green. This is considered highly questionable given the huge range of alternative leisure facilities available within a relatively short journey of the development, including in Ashford town centre.

2.3.15 Based upon the above, and assuming that these facilities are developed and operational for future residents of the application site, it is considered that the assumptions with regards to the association with Chilmington Green are optimistic and potentially underestimate the wider traffic impacts of the development significantly.

2.4 Forecasting Assumptions

Background Traffic Growth

2.4.1 The TAA outlines the approach to applying background traffic growth within the assessment derived from TEMPro. The selection parameters are outlined including the use of the Middle Super Output Area (MSOA) 'Ashford 012' within which the application site and Chilmington Green site are located.

2.4.2 The planning policy adjustment function within TEMPro has then been used to account for the expected delivery of homes and jobs associated with the committed Chilmington Green development. To avoid double counting, the growth associated with 2,426 homes and 437 jobs which are anticipated to be delivered by the forecast assessment year of 2032 has been removed.

2.4.3 This process is appropriate in principle; however, it is apparent that there is insufficient growth assumed within the MSOA during this period to enable this quantum of development to be removed. As such, the base figures have been adopted, which effectively assumes that there would be zero growth within the study network between 2023 and 2032.

2.4.4 It is clearly evident that other development sites in and around Ashford will be constructed and occupied within this period which will have an impact on the study network. As such, assuming no background growth in this period is considered to be a very unrealistic underestimation.

2.4.5 The selection of the whole 'Ashford Borough' geographic area in TEMPro would enable all growth associated with committed developments up to 2032 to be removed while maintaining a suitable level of growth outside of these developments to be factored into the assessment.

2.4.6 It is therefore considered that the cumulative traffic demand incorporated into all forecast assessments within the TAA is not reliable and significantly underestimated.

2.5 Junction Assessment Selection Criteria

2.5.1 The TAA adopts an approach to determining the junctions requiring further assessment where the development would increase traffic flows by at least 5%. This is considered to be overly simplistic as this does not take into account the current operation or sensitivity of the junction, and what arms of the junction the increase may occur on. Furthermore, at junctions with already high levels of traffic demand such as the A28 corridor, a 5% increase in traffic movements could result in a significant impact on the junction's operation.

2.5.2 In the example of the key junctions along the A28 corridor, the TAA furthered this approach by examining the proportionate development impact by each arm. Despite registering increases in flow of around 50 movements on a single arm, the Tank roundabout (Jct 4c) and A28/Loudon Way (Jct 4b) were considered to not require further assessment.

2.5.3 It is widely acknowledged that the junctions along the A28 corridor, including the Tank roundabout and A28/Loudon Way, currently operate at or over capacity during highway peak periods. As such, to not assess these junctions despite a clear and significant increase in traffic flows as a result of the development proposals is considered a significant oversight.

2.6 Junction Assessment Methodology

2.6.1 The TAA does provide an assessment of the Matalan roundabout (Jct 4a) on the A28 corridor, undertaken using industry standard ARCADY modelling software. Notwithstanding the concerns identified above regarding the development traffic distribution and forecast traffic demand, the other aspects of the modelling have been reviewed and are discussed further below.

Geometry Measurements

2.6.2 The junction geometry measurements have been reviewed with reference to the TRL Junctions User Guide (Appendix B). Although no drawings showing the geometry measurements are provided, C&A undertook an exercise of determining the measurements for comparison purposes. Despite some minor discrepancies, in general it is considered that the geometry measurements have been calculated correctly and are appropriate to inform an assessment of the junction.

Base Model Calibration

2.6.3 Table 7.12 of the TAA presents the outputs of an assessment of '2023 Observed' conditions at the junction. This table indicates that the junction observes significant queuing on the A28 Chart Road (N) arm of the junction during both the AM and PM peak periods, with minimal queuing and delay on all other arms of the junction.

2.6.1 The model outputs do not accord with observed queueing at the junction. Queue length surveys, undertaken on behalf of KCC, on Tuesday 25th April 2023 indicate that levels of queueing occur across all arms of the junction. By way of comparison the TAA model outputs have been reviewed against the observed queue data, which is provided in **Appendix A** for reference. The comparison indicated some inconsistencies on most arms of the junctions, with the model generally underestimating queues. The comparison of modelled against observed queues is set out below:

Table 2.1: Modelled vs 2023 Observed Queues

Arm	Modelled Queue (PCU)		Observed Queue (PCU)	
	AM	PM	AM	PM
Arm 1 – Brookfield Rd	1	1	24	24
Arm 2 – A28 Great Chart Bypass	1	1	33	33
Arm 3 – Chart Rd NW	1	0	10	10
Arm 4 – A28 Chart Road NE	80	73	17	17

2.6.2 Given the clear discrepancies above it is considered that the base model is not fit-for-purpose to provide a suitable basis for forecast assessment of the operation of the junction. The model should be calibrated against observed queues by adjusting the intercept values of each of the arms.

2.6.3 The application of intercept adjustments is an accepted and common practice for models that do not perform as observed conditions indicate. Once geometry and flows have been double-checked and eliminated as a reason for discrepancies between the modelled and observed situation, intercepts can then be adjusted to take into account factors that may be affecting the junction performance and the model cannot replicate, such as unequal lane usage or other conflicting activity.

3 A28 Corridor Assessments

3.1 Overview

3.1.1 In the absence of suitably robust assessments of the impact of the application site on the key junctions along the A28 corridor in Ashford, C&A have carried out capacity assessments. The following section sets out the methodology adopted to assess this particularly sensitive area of the surrounding highway network.

3.2 Study Area

3.2.1 The following junctions form the study area for this assessment, from west to east into Ashford town centre.

Matalan Roundabout

3.2.2 The Matalan Roundabout is a 4-arm junction as shown in the figure below. The dominant flow is along the A28 Chart Road which form the east and west arms of the junction, with Brookfield Road the southern arm and Chart Road the northern arm.

Figure 3.1: Matalan Roundabout Existing Junction Arrangement

Loudon Way Signalised Junction

3.2.3 Loudon Way is a 3-arm signalised priority junction as shown in the figure below. Loudon Way forms the northern, minor arm at this junction with the A28 Chart Road running east to west.

Figure 3.2: Loudon Way Existing Signalised Junction Arrangement

Tank Roundabout Junction

3.2.4 Tank Roundabout is a 5-arm roundabout junction as shown in the figure below.

3.2.5 The A28 Chart Road forms the western arm of this junction with the predominant onward flow to the dual carriageway of A28 Templer Way, the northeastern arm of this junction. The Chart Road eastern arm is a single carriageway road providing access to the western edge of the town centre. The southern arm of Carlton Road provides access to a predominantly light industrial area and Sir Henry Brackenbury Road to the north gives access to Repton Park South residential area.

3.2.6 The capacity of the western movement along the A28 Chart Road is affected by the existing formal pedestrian crossing to the west of the roundabout. This crossing is called frequently in the peaks which causes queuing traffic to block back to the roundabout.

Figure 3.3: Tank Roundabout Existing Junction Arrangement

3.3 Scenarios

3.3.1 Junction capacity assessments have been carried out for the following forecast scenarios for both a weekday AM and PM peak period:

1. 2023 Observed Traffic Flows
2. 2032 Forecast Baseline
3. 2032 Forecast Baseline plus Possingham Farmhouse Development (With Dev)

3.4 Baseline Data

3.4.1 Traffic survey data available at the three junctions was used for this assessment. These surveys were weekday peak period junction turning counts undertaken on Tuesday 25th April 2023.

3.4.2 The exact AM and PM peak hours were calculated for each junction as follows:

Table 3.1: Junction AM & PM Peak Hours

Junction	Time Period	
	AM Peak Hour	PM Peak Hour
Matalan Roundabout	0815 - 0915	1700 - 1800
Loudon Way signals	0730 - 0830	1715 - 1815
Tank Roundabout	0715 - 0815	1630 - 1730

3.4.3 **Figures 3.1** and **3.2** demonstrate the 2023 AM and PM Observed Flows (in PCUs).

3.5 Committed Developments

3.5.1 As per the TAA the committed developments of Chilmington Green and Court Lodge have been included as part of the assessment.

3.5.2 With regards to Chilmington Green, the anticipated number of occupations at 2,426 and jobs at 437 by 2032 have been adopted in following assessment. The full delivery and occupation of the Court Lodge development has been assumed by the 2032 forecast year.

3.6 Background Traffic Growth

3.6.1 TEMPRO has been used to derive appropriate background traffic growth factors for the future assessment year, for a typical A road.

3.6.2 In order to avoid the double counting of trips associated with the committed development sites, which are to be added directly, the 'Planning policy adjustment' function within TEMPRO has been utilised. The anticipated 2,426 occupations and 437 jobs at Chilmington Green and 1,000 occupations at Court lodge by 2032 have been removed from the growth factor calculation.

3.6.3 In order to ensure there were sufficient homes and jobs within TEMPRO to account for the committed development, the 'Ashford Borough' geographic area was used. The resultant growth factors used are shown in the table below.

Table 3.2: Adjusted TEMPRO Growth Factors

Assessment Year	AM	PM
2023 to 2032	1.070	1.073

3.7 Development Trip Generation

3.7.1 The trip rates adopted in the TAA have been used to derive the peak hour trip generation from the application site. The trip rates and resultant trip generation used in the assessments are set out in the table below.

Table 3.3: Possingham Farm Trip Rates/Generation

	AM Peak Hour			PM Peak Hour		
	Arrivals	Dep	Two-way	Arrivals	Dep	Two-way
TAA Trip Rates	0.16	0.46	0.62	0.36	0.18	0.54
Trip Generation	105	301	406	236	118	354

3.8 Trip Distribution

3.8.1 The distribution of development trips has been based upon that adopted within the original application TA and also the Chilmington Green TA. The following distribution of traffic to/from the site has been adopted:

- A28 North – 67%
- A28 South – 21%
- Chilmington Green Road – 11%
- Old Surrenden Manor Road – 1%

3.8.2 The 67% distribution to the A28 North has therefore been applied to the trips to account for the distribution of trips to/from the north of Possingham Farmhouse. The distributed traffic flows based on the above are shown in network flow diagrams in **Figures 3.3 - 3.6**.

3.9 Assessment Results

3.9.1 The junction capacity assessments have been undertaken using industry standard modelling software programs. The Matalan and Tank Roundabouts have been modelled using the ARCADY module of the Junctions 9 program, developed by Transport Research Laboratory (TRL). The Loudon Way signalised junction has been modelled using JCT Consultancy's LinSig v3 program.

3.9.2 The results of the roundabout junction assessments i.e. ARCADY, are typically expressed in terms of the predicted Ratio of Flow to Capacity (RFC) for each arm of the junction. Typically, an RFC value of less than 0.85 is considered to indicate satisfactory performance with minimal delay and queue to vehicular traffic. An RFC of 1 or above indicates that the junction is operating over capacity.

3.9.3 LinSig output expresses the results in terms of Degree of Saturation (DoS). Similar to RFC, DoS also defines the relationship between traffic flow and capacity for each lane, however, it expresses it as percentage. A DoS of 90% represents an upper limit of practical reserve capacity for signalised junctions and a DoS of 100% or greater indicates an arm of the junction is operating over capacity.

3.9.4 It is generally accepted that the RFC outputs from ARCADY (and PICADY) are directly comparable to the DoS outputs from LinSig. In addition to RFC and DoS outputs, both programs also provide estimates of the average queue on each arm or lane, which are presented as 'Passenger Car Units' (PCU).

Matalan Roundabout

<u>2023 Base Model</u>

3.9.5 The table below summarises the initial junction capacity analysis results for the 2023 observed traffic flows.

Table 3.4: Matalan Roundabout - 2023 Baseline Assessment Summary

Arm	AM Peak Hour		PM Peak Hour	
	RFC	Queue (PCU)	RFC	Queue (PCU)
Arm 1 – Brookfield Rd	0.44	1	0.40	1
Arm 2 – A28 Great Chart Bypass	0.38	1	0.38	1
Arm 3 – Chart Rd NW	0.41	1	0.33	1
Arm 4 – A28 Chart Road NE	1.06	57	1.11	88

3.9.6 The initial outputs from the models were reviewed against the observed queue data. The comparison indicated some inconsistencies on most arms of the junctions, with the model generally underestimating queues. The comparison of modelled against observed queues is set out below:

Table 3.5: Modelled vs 2023 Observed Queues

Arm	Modelled Queue (PCU)		Observed Queue (PCU)	
	AM	PM	AM	PM
Arm 1 – Brookfield Rd	1	1	24	24
Arm 2 – A28 Great Chart Bypass	1	1	33	33
Arm 3 – Chart Rd NW	1	1	10	10
Arm 4 – A28 Chart Road NE	57	88	17	17

3.9.7 The model was therefore calibrated against observed queues by adjusting the intercept values of each of the arms. The application of intercept adjustments is an accepted and common practice for models that do not perform as observed conditions indicate. Once geometry and units have been double-checked and eliminated as a reason for discrepancies between the modelled and observed situation, intercepts can then be adjusted to take into account factors that may be affecting the junction performance and the model cannot replicate, such as unequal lane usage or other conflicting activity.

3.9.8 The following intercept adjustments were made within the model:

Table 3.6: ARCADY Base Model – Intercept Adjustments

Arm	Intercept Adjustment (PCU / hour)
Arm 1 – Brookfield Rd	-1197
Arm 2 – A28 Great Chart Bypass	-945
Arm 3 – Chart Rd NW	-510
Arm 4 – A28 Chart Road NE	+205

3.9.9 Following the adjustments to the model to calibrate against existing conditions, the 2023 base models are considered appropriate and fit for the purpose of forming the basis for forecast assessment at the junctions. The resultant modelled queues following calibration compared with the observed queue data are presented below.

Table 3.7: Modelled (Calibrated) vs Observed Queues

Arm	Modelled Queue (PCU)		Observed Queue (PCU)	
	AM	PM	AM	PM
Arm 1 – Brookfield Rd	22	9	24	24
Arm 2 – A28 Great Chart Bypass	11	16	33	33
Arm 3 – Chart Rd NW	10	3	10	10
Arm 4 – A28 Chart Road NE	10	17	17	17

3.9.10 The model calibration has adjusted intercept values where appropriate and feasible within the revised junction capacity assessments set out below. In certain instances, and particularly on the A28 Great Chart Bypass arm, it was not possible to calibrate the model to derive queues any closer to the observed queue lengths as the RFC for the arm had reached 1.00. Fundamentally, the RFC of an existing junction model based upon observed traffic data should not exceed 1.00 as the survey demonstrates that the level of demand observed can pass through the junction within the identified peak.

3.9.11 The calibrated 2023 base model assessment outputs are summarised in the table below and the full ARCADY assessment output report is contained in **Appendix B**.

Table 3.8: Calibrated 2023 Base Model – Assessment Outputs

Arm	AM Peak Hour		PM Peak Hour	
	RFC	Queue (PCU)	RFC	Queue (PCU)
Arm 1 – Brookfield Rd	1.00	22	0.92	9
Arm 2 – A28 Great Chart Bypass	0.96	11	1.00	16
Arm 3 – Chart Rd NW	0.98	10	0.76	3
Arm 4 – A28 Chart Road NE	0.92	10	0.97	17

3.9.12 The calibrated 2023 baseline results show that the Matalan Roundabout junction is already operating at or close to full capacity on nearly all arms of the junction during both peaks. This results in significant queuing on Brookfield Rd, the A28 Great Chart Bypass and A28 Chart Road NE arms of the junction.

Forecast Assessments

3.9.13 The table below shows the junction capacity results for all forecast scenarios at the Matalan Roundabout junction.

Table 3.9: Matalan Roundabout – Forecast Assessment Summary

Arm	AM Peak Hour		PM Peak Hour	
	RFC	Queue (PCU)	RFC	Queue (PCU)
2032 Forecast Baseline				
Arm 1 – Brookfield Rd	1.41	220	1.24	121
Arm 2 – A28 Great Chart Bypass	1.84	527	1.59	291
Arm 3 – Chart Rd NW	0.97	10	0.75	3
Arm 4 – A28 Chart Road NE	0.92	10	0.97	17
2032 with Development				
Arm 1 – Brookfield Rd	1.44	244	0.30	155
Arm 2 – A28 Great Chart Bypass	2.14	787	1.67	366
Arm 3 – Chart Rd NW	1.08	23	0.84	4
Arm 4 – A28 Chart Road NE	1.28	263	1.53	650

3.9.14 The above results show that the Matalan Roundabout sustains significant capacity issues on all arms of the junction, with significant increases in queueing and delay across the scenarios. The queueing would extend to multiple kilometres in length in both scenarios, which would lock up the entire A28 corridor. The additional impact of the development traffic would exacerbate matters considerably on all arms of the junction.

3.9.15 In summary, the Matalan Roundabout is forecast to continue to operate vastly over capacity in all forecast scenarios and spread across multiple arms of the junction. It is evident that, without intervention, the Possingham Farmhouse development will result in a residual impact at the junction that can only be described as severe.

Loudon Way Signalised Junction

2023 Base Model

3.9.16 The table below summarises the junction capacity analysis results for the 2023 observed traffic flows. The full LinSig output report is provided in **Appendix C**.

Table 3.10: A28/Loudon Way – 2023 Baseline Assessment Summary

Arm	AM Peak Hour		PM Peak Hour	
	DoS	Queue (PCU)	DoS	Queue (PCU)
Arm 1 – Loudon Way	79.1%	7	74.0%	6
Arm 2 – A28 Chart Road E	73.5%	16	74.3%	14
Arm 3 – A28 Chart Road W	83.4%	22	76.1%	18

3.9.17 These results suggest that the Loudon Way signalised junction is approaching capacity in the 2023 Baseline year, with queues extending over 120m in length on the eastbound A28. Whilst the modelled queues do not closely correlate to the observed queues at the junction, the base model has not been calibrated through the fixing of signal phase/stage timings as the forecast assessments use the signal optimiser function within LinSig. As such, any calibration within the base model would not be carried through to the forecast assessments.

Forecast Assessments

3.9.18 The table below displays the junction capacity results for all forecast scenarios at the A28/Loudon Way junction. The forecast operation of the junction has been assumed to adopt a 90 second cycle time and the signal timings have been optimised using the inbuilt function within LinSig.

Table 3.11: A28/Loudon Way - Forecast Assessment Summary

Arm	AM Peak Hour		PM Peak Hour	
	DoS	Queue (PCU)	DoS	Queue (PCU)
2032 Forecast Baseline				
Arm 1 – Loudon Way	131.6%	36	101.2%	13
Arm 2 – A28 Chart Road E	74.0%	6	89.8%	8
Arm 3 – A28 Chart Road W	130.4%	252	106.3%	82
2032 with Development				
Arm 1 – Loudon Way	131.6%	36	111.3%	20
Arm 2 – A28 Chart Road E	74.0%	6	89.8%	9
Arm 3 – A28 Chart Road W	146.0%	366	110.7%	112

3.9.19 The forecast assessments above indicate that the A28/Loudon Way junction will operate over capacity in the forecast baseline. The junction will continue to be over capacity in the with development scenario with queues and delay increasing significantly on several arms of the junction.

3.9.20 The queues on the eastbound A28 are forecast to extend to multiple kilometres in length in the AM peak which would block back to the upstream Matalan roundabout causing further issues at that junction.

Tank Roundabout

2023 Base Model

3.9.21 The table below summarises the junction capacity analysis results for the 2023 observed traffic flows.

Table 3.12: Tank Roundabout – 2023 Baseline Assessment Summary

Arm	AM Peak Hour		PM Peak Hour	
	RFC	Queue (PCU)	RFC	Queue (PCU)
Arm 1 – Chart Road	0.49	1	0.35	1
Arm 2 – Carlton Road	0.28	0	0.37	1
Arm 3 – A28 Chart Road	0.67	2	0.62	2
Arm 4 – Sir Henry Brackenbury Rd	0.23	0	0.11	0
Arm 5 – A28 Templer Way	0.61	2	0.52	1

3.9.22 The initial outputs from the models were reviewed against the observed queue data. The comparison indicated some inconsistencies on most arms of the junctions, with the model generally underestimating queues. The comparison of modelled against observed queues is set out below:

Table 3.13: Modelled vs 2023 Observed Queues

Arm	Modelled Queue (PCU)		Observed Queue (PCU)	
	AM	PM	AM	PM
Arm 1 – Chart Road	1	1	13	15
Arm 2 – Carlton Road	0	1	6	20
Arm 3 – A28 Chart Road	2	2	17	17
Arm 4 – Sir Henry Brackenbury Rd	0	0	5	2
Arm 5 – A28 Templer Way	2	1	16	20

3.9.23 The model was therefore calibrated against observed queues by adjusting the intercept values of each of the arms. The application of intercept adjustments is an accepted and common practice for models that do not perform as observed conditions indicate. Once geometry and units have been double-checked and eliminated as a reason for discrepancies between the modelled and observed situation, intercepts can then be adjusted to take into account factors that may be affecting the junction performance and the model cannot replicate, such as unequal lane usage or other conflicting activity.

3.9.24 The following intercept adjustments were made within the model:

Table 3.14: ARCADY Base Model – Intercept Adjustments

Arm	Intercept Adjustment (PCU / hour)
Arm 1 – Chart Road	-436
Arm 2 – Carlton Road	-443
Arm 3 – A28 Chart Road	-641
Arm 4 – Sir Henry Brackenbury Rd	-374
Arm 5 – A28 Templer Way	-756

3.9.25 Following the adjustments to the model to calibrate against existing conditions, the 2023 base models are considered appropriate and fit for the purpose of forming the basis for forecast assessment at the junctions. The resultant modelled queues following calibration compared with the observed queue data are presented below.

Table 3.15: Modelled (Calibrated) vs Observed Queues

Arm	Modelled Queue (PCU)		Observed Queue (PCU)	
	AM	PM	AM	PM
Arm 1 – Chart Road	13	2	13	15
Arm 2 – Carlton Road	6	11	6	20
Arm 3 – A28 Chart Road	17	9	17	17
Arm 4 – Sir Henry Brackenbury Rd	6	1	5	2
Arm 5 – A28 Templer Way	16	4	16	20

3.9.26 The model calibration has adjusted intercept values where appropriate and feasible within the revised junction capacity assessments set out below. In certain instances, and particularly on the Carlton Road arm, it was not possible to calibrate the model to derive queues any closer to the observed queue lengths as the RFC for the arm had reached 1.00. As noted above, the RFC of an existing junction model based upon observed traffic data should not exceed 1.00 as the survey demonstrates that the level of demand observed can pass through the junction within the identified peak.

3.9.27 The calibrated 2023 base model assessment outputs are summarised in the table below and the full ARCADY assessment output report is contained in **Appendix D**.

Table 3.16: Calibrated 2023 Base Model – Assessment Outputs

Arm	AM Peak Hour		PM Peak Hour	
	RFC	Queue (PCU)	RFC	Queue (PCU)
Arm 1 – Chart Road	1.00	13	0.66	2
Arm 2 – Carlton Road	0.93	6	1.00	11
Arm 3 – A28 Chart Road	0.97	17	0.91	9
Arm 4 – Sir Henry Brackenbury Rd	1.00	6	0.38	1
Arm 5 – A28 Templer Way	0.96	16	0.82	4

3.9.28 The calibrated 2023 baseline results show that the Tank Roundabout junction is already operating at or close to full capacity on all arms of the junction during the AM peak hour. This results in significant queuing on several arms of the junction including the A28 Chart Road and A28 Templer Way.

Forecast Assessments

3.9.29 The table below displays the junction capacity results for all forecast scenarios at the Tank Roundabout.

Table 3.17: Tank Roundabout - Forecast Assessment Summary

Arm	AM Peak Hour		PM Peak Hour	
	RFC	Queue (PCU)	RFC	Queue (PCU)
2032 Forecast Baseline				
Arm 1 – Chart Road	1.32	70	1.06	20
Arm 2 – Carlton Road	1.49	45	2.89	167
Arm 3 – A28 Chart Road	1.49	541	1.19	157
Arm 4 – Sir Henry Brackenbury Rd	1.44	29	0.61	2
Arm 5 – A28 Templer Way	1.26	219	1.30	254
2032 with Development				
Arm 1 – Chart Road	1.36	80	1.08	22
Arm 2 – Carlton Road	1.58	55	3.18	188
Arm 3 – A28 Chart Road	1.63	802	1.24	210
Arm 4 – Sir Henry Brackenbury Rd	1.43	29	0.61	2
Arm 5 – A28 Templer Way	1.30	270	1.41	403

3.9.30 The Tank Roundabout is forecast to be operating over capacity on all arms of the junction during both peaks in forecast baseline scenario. The junction will continue to operate over capacity in the with development scenario with queueing on multiple arms extending to multiple kilometres in length, which would lock up the entire A28 corridor and beyond on the surrounding highway network.

Summary

3.9.31 The junction capacity assessments indicate that without capacity improvement of the network in the form of the A28 dualling scheme, the anticipated traffic impacts of the Possingham Farmhouse development on the A28 Chart Road would result in a significant worsening of the already constrained network.

3.9.32 The forecast assessments clearly demonstrate that the Possingham Farmhouse development will have an unacceptably severe impact on the operation of the Matalan and Tank Roundabouts and the Loudon Way signalised junction on the highly constrained A28 corridor.

4 Summary and Conclusion

4.1.1 C&A have prepared this note on behalf of KCC to provide a review of the traffic impact assessment (TIA) undertaken as part of the Possingham Farm application and reported in a TA Addendum (TAA), dated May 2023. The review is focused upon the assessed impacts on the A28 corridor towards Ashford town centre, and specifically the Matalan roundabout, A28/Loudon Way and Tank roundabout junctions.

4.1.2 The review has highlighted a number of issues and/or concerns regarding the TIA methodology and input parameters, which result in the assessment being considered not fit-for-purpose.

4.1.3 The key concerns relate to the trip distribution methodology and reliance on the Chilmington Green development which result in a significant underestimation of traffic routing externally to the site and onto the A28 corridor towards Ashford.

4.1.4 The TAA approach to forecasting background traffic growth is considered flawed and results in effectively no growth associated with other development sites in Ashford being accounted for in the forecast assessments.

4.1.5 The method adopted to select junctions for further assessment is considered overly simplistic and results in key junctions on the A28 corridor not being assessed despite significant increases in traffic at these already sensitive junctions.

4.1.6 Where junctions on the A28 corridor have been assessed, the base models have not been calibrated to observed conditions and do not reflect the actual operation of the junction on the ground. As such, they are not considered an appropriate basis for forecast assessments and therefore the results of these cannot be considered reliable.

4.1.7 In the absence of an appropriate assessment of traffic impacts on the A28 corridor, C&A have undertaken additional and/or alternative assessments of these junctions have been undertaken. These assessments indicate that the key junctions on the A28 will be operating considerably over capacity in 2032 without any intervention on the corridor. Furthermore, the addition of development related traffic will have a significant and severe impact on this area of the network evidenced through the relatively large increases in queues and junction performance compared with the forecast baseline scenario.

4.1.8 In conclusion, it is considered that the submitted TAA does not provide sufficient or sound basis to assess the impact of the application site on the A28 corridor. Alternative assessments indicate that the development would have a severe residual impact on the highway network in the context of the NPPF.

Figures

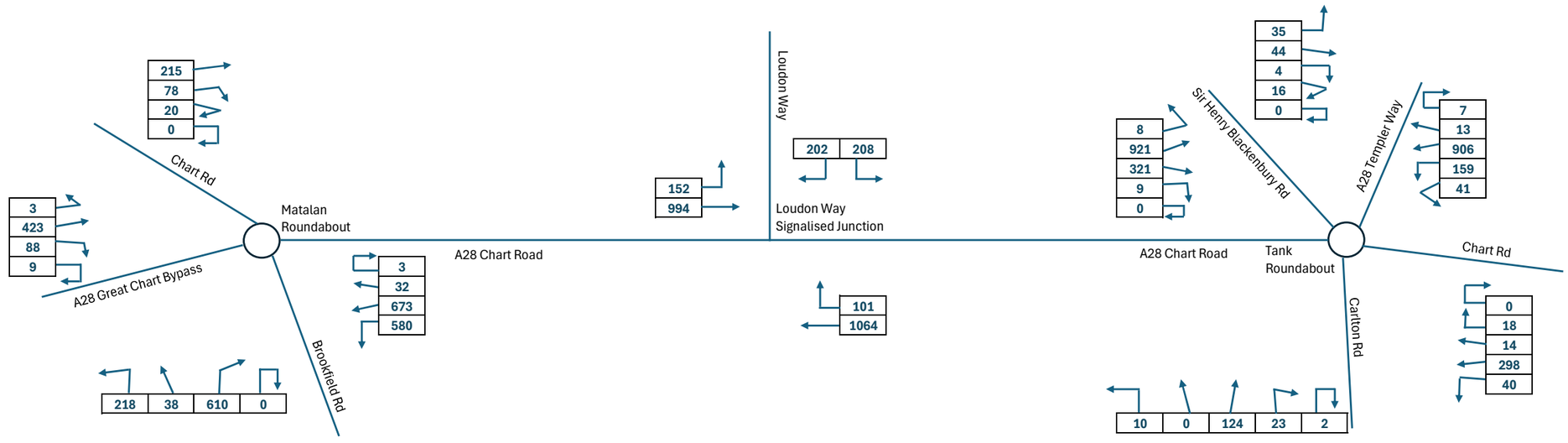

Figure 3.1
2023 AM Observed Traffic (PCUs)
07:45-08:45

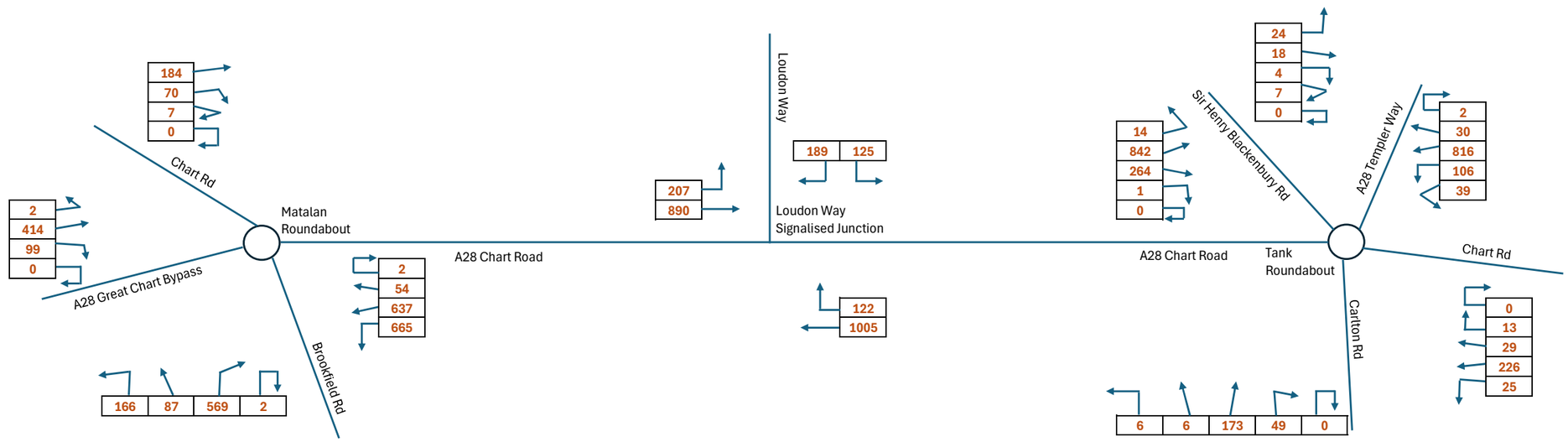

Figure 3.2
2023 PM Observed Traffic (PCUs)
16:45-17:45

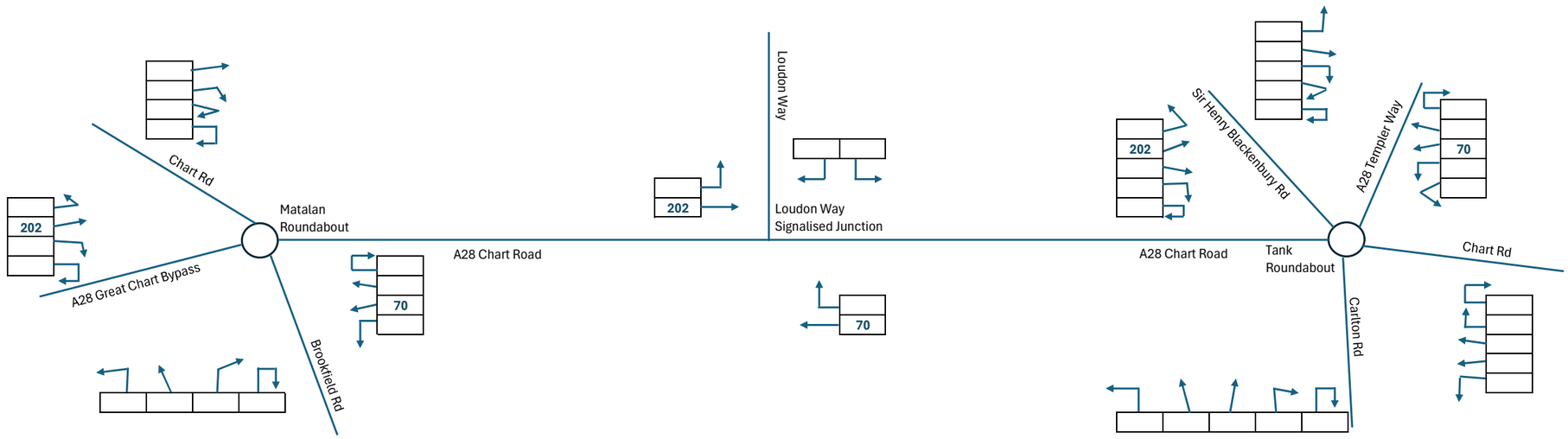

Figure 3.3
2032 AM Possingham Farm Development Flows

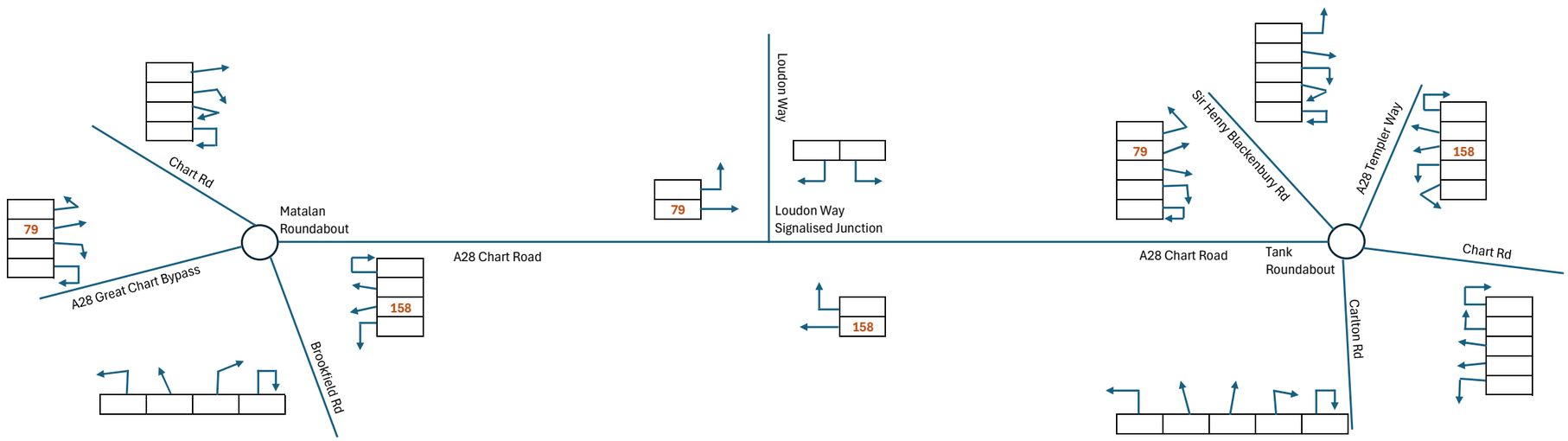

Figure 3.4
2032 PM Possingham Farm Development Flows

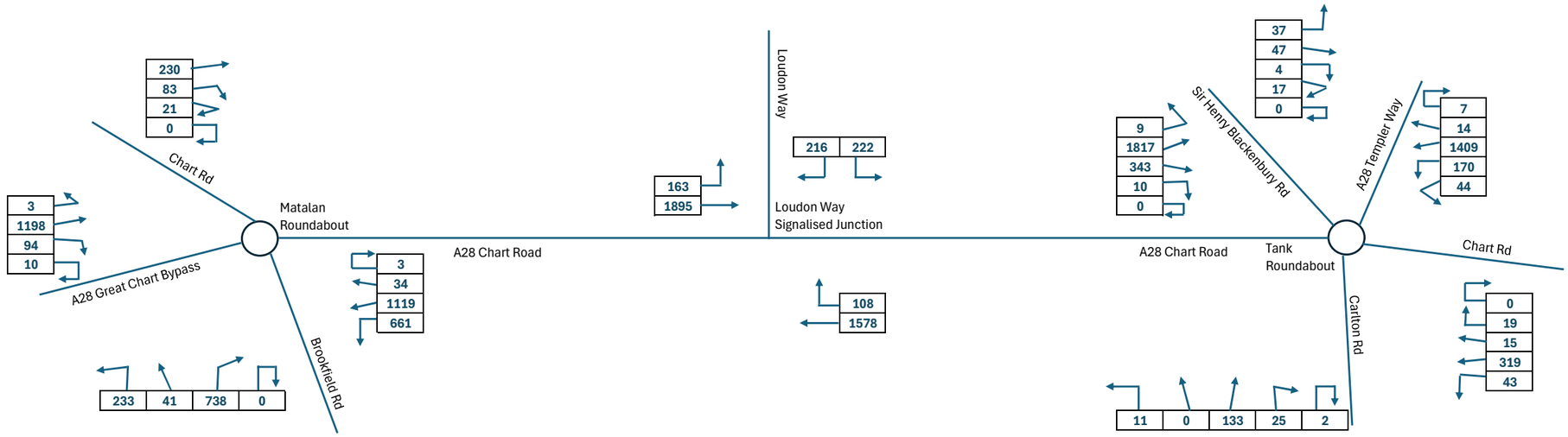

Figure 3.5
2032 AM With Dev: 2032 AM Flows + Committed Dev + Possingham Farm Development Traffic

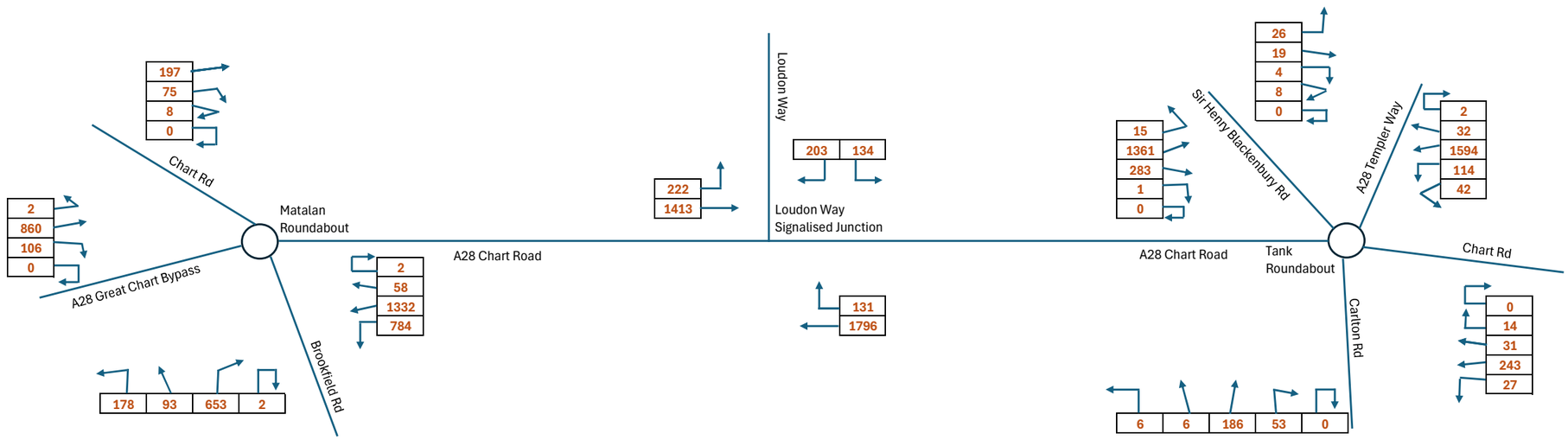

Figure 3.6
2032 PM With Dev: 2032 PM Flows + Committed Dev + Possingham Farm Development Traffic

Appendix A Queue Length Data

ADVANCED TRANSPORT RESEARCH

Job Number & Name: 35202 Ashford

Site Number/Name: Site 1 - Tank Roundabout

Client: Charles & Associates

Date: 25/04/2023

Weather: Dry

Advanced Transport Research		*Job Number & Name:*	35202 Ashford
Site 1 - Tank Roundabout		*Date:*	Tuesday 25 Apr 2023

Job Type:	Queue Lengths				
Co-ordinates:	51° 9'9.48"N, 0°51'29.32"E	*Postcode:*	TN23 3HX	*Times:*	0700-1000 1600-1900

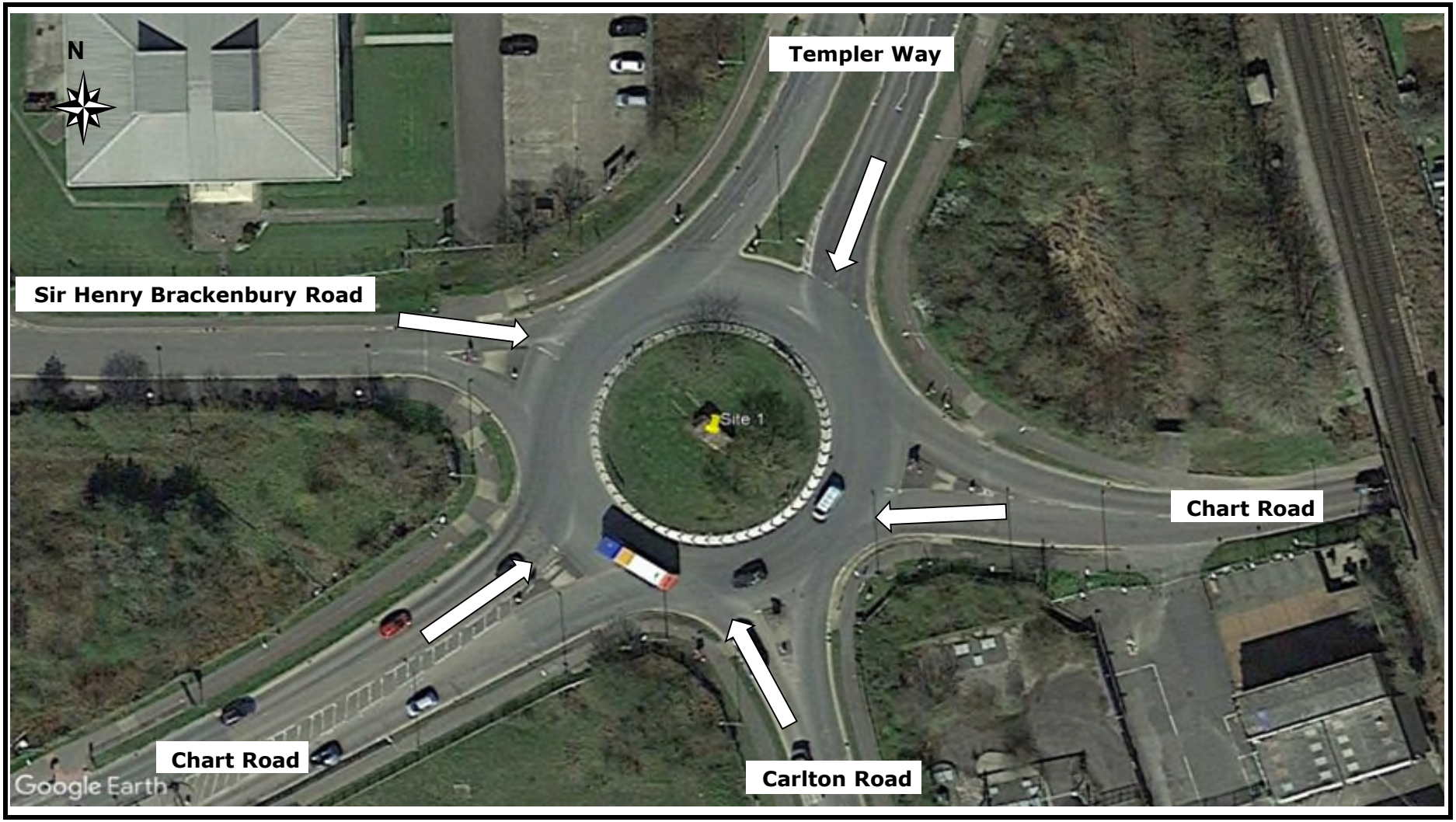

Advanced Transport Research	*Job Number & Name:*	35202 Ashford
Site 1 - Tank Roundabout	*Client:*	Charles & Associates
Queue Lengths	*Date:*	Tuesday 25 April 2023

	Templer Way		Chart Road WB		Carlton Road		Chart Road EB		Sir Henry Brackenbury Road	
Times	Lane 1	Lane 2	Lane 1	Lane 2	Lane 1	Lane 2	Lane 1	Lane 2	Lane 1	
07:00 - 07:05	1	5	4	1	1	0	0	1	1	
07:05 - 07:10	6	3	3	1	5	0	3	5	1	
07:10 - 07:15	4	2	4	1	1	0	1	1	1	
07:15 - 07:20	3	1	4	0	4	0	5	4	4	
07:20 - 07:25	7	7	4	1	1	0	2	1	3	
07:25 - 07:30	10	6	4	1	2	0	5	2	4	
07:30 - 07:35	4	0	2	1	2	0	5	2	3	
07:35 - 07:40	1	8	8	0	2	0	7	2	3	
07:40 - 07:45	4	7	6	1	2	0	5	2	2	
07:45 - 07:50	6	6	11	1	2	0	3	0	2	
07:50 - 07:55	8	14	16+	0	2	0	1	2	3	
07:55 - 08:00	16	16	17+	1	2	0	2	2	1	
08:00 - 08:05	9	13	17+	4	2	0	5	2	1	
08:05 - 08:10	4	4	9	1	6	0	12	6	3	
08:10 - 08:15	5	10	7	2	4	0	4	2	2	
08:15 - 08:20	8	11	3	2	1	0	1	4	3	
08:20 - 08:25	6	7	10	1	3	0	5	3	3	
08:25 - 08:30	3	3	6	1	3	0	9	2	2	
08:30 - 08:35	4	12	4	1	2	0	4	3	3	
08:35 - 08:40	1	2	3	2	3	0	13	5	4	
08:40 - 08:45	2	5	9	1	2	0	3	4	5	
08:45 - 08:50	5	4	9	2	3	0	2	2	2	
08:50 - 08:55	6	9	11	2	2	0	3	2	1	
08:55 - 09:00	6	5	17	2	5	0	4	2	1	
09:00 - 09:05	3	3	8	1	3	0	1	1	1	
09:05 - 09:10	3	4	6	1	3	0	2	3	1	
09:10 - 09:15	2	4	3	1	1	0	10	3	1	
09:15 - 09:20	2	3	3	1	1	0	2	3	2	
09:20 - 09:25	2	5	5	1	5	0	7	3	2	
09:25 - 09:30	1	8	5	0	2	0	3	1	2	
09:30 - 09:35	2	2	6	1	3	0	4	1	1	
09:35 - 09:40	5	5	4	0	1	0	2	1	1	
09:40 - 09:45	6	3	3	1	2	0	4	1	1	
09:45 - 09:50	3	1	2	1	2	0	3	1	1	
09:50 - 09:55	2	7	4	1	2	0	6	1	1	
09:55 - 10:00	2	1	5	1	2	0	4	1	1	

Count in Vehicles

Lane 1 = Nearest Kerb

Advanced Transport Research	*Job Number & Name:*	35202 Ashford
Site 1 - Tank Roundabout	*Client:*	Charles & Associates
Queue Lengths	*Date:*	Tuesday 25 April 2023

	Templer Way		Chart Road WB		Carlton Road		Chart Road EB		Sir Henry Brackenbury Road	
Times	Lane 1	Lane 2	Lane 1	Lane 2	Lane 1	Lane 2	Lane 1	Lane 2	Lane 1	
16:00 - 16:05	2	3	5	0	3	0	5	2	1	
16:05 - 16:10	3	7	6	1	2	0	4	2	3	
16:10 - 16:15	2	5	7	1	1	0	2	3	1	
16:15 - 16:20	3	6	5	1	4	1	1	1	1	
16:20 - 16:25	2	6	3	1	2	0	4	2	1	
16:25 - 16:30	3	3	3	2	3	0	13	1	1	
16:30 - 16:35	4	4	4	0	4	0	5	6	2	
16:35 - 16:40	11	3	3	1	11	0	4	5	1	
16:40 - 16:45	6	4	4	1	3	0	5	2	1	
16:45 - 16:50	2	8	6	1	3	0	2	2	2	
16:50 - 16:55	15	18	15	2	4	0	2	1	0	
16:55 - 17:00	17	20+	15	3	4	0	5	1	2	
17:00 - 17:05	15	17	6	5	20+	0	6	3	1	
17:05 - 17:10	9	14	17	3	20+	0	15	8	1	
17:10 - 17:15	18	20+	11	2	10	0	12	2	2	
17:15 - 17:20	18+	20+	16+	2	2	0	7	2	2	
17:20 - 17:25	8	14	16+	2	3	0	3	2	0	
17:25 - 17:30	8	8	17+	2	1	0	10	1	2	
17:30 - 17:35	4	8	2	1	2	0	4	5	1	
17:35 - 17:40	1	4	2	2	2	0	12	2	1	
17:40 - 17:45	8	2	4	1	1	0	2	1	2	
17:45 - 17:50	6	9	5	2	2	0	2	1	1	
17:50 - 17:55	6	8	7	2	2	0	1	3	1	
17:55 - 18:00	3	3	5	1	1	0	4	1	1	
18:00 - 18:05	3	4	7	1	3	0	4	1	2	
18:05 - 18:10	2	3	3	2	3	0	4	1	1	
18:10 - 18:15	3	10	2	1	1	0	1	1	2	
18:15 - 18:20	0	3	2	1	2	0	5	3	1	
18:20 - 18:25	4	2	3	1	2	0	5	1	2	
18:25 - 18:30	3	3	3	2	1	0	2	0	1	
18:30 - 18:35	3	6	3	1	0	0	1	2	2	
18:35 - 18:40	0	1	4	1	1	0	5	1	1	
18:40 - 18:45	2	5	4	1	2	0	4	1	1	
18:45 - 18:50	1	4	9	1	3	0	1	2	1	
18:50 - 18:55	4	1	4	1	1	0	1	1	0	
18:55 - 19:00	1	2	3	1	2	0	1	1	1	

ADVANCED TRANSPORT RESEARCH

Job Number & Name: 35202 Ashford

Site Number/Name: Site 2 - Chart Road/Loudon Way

Client: Charles & Associates

Date: 25/04/2023

Weather: Dry

Advanced Transport Research		*Job Number & Name:*	35202 Ashford
Site 2 - Chart Road/Loudon Way		*Date:*	Tuesday 25 Apr 2023

Job Type:	Queue Lengths				
Co-ordinates:	51° 9'4.50"N, 0°51'7.02"E	*Postcode:*	TN23 1EN	*Times:*	0700-1000 1600-1900

Advanced Transport Research	*Job Number & Name:*	35202 Ashford
Site 2 - Chart Road/Loudon Way	*Client:*	Charles & Associates
Queue Lengths	*Date:*	Tuesday 25 April 2023

	Loudon Way		Chart Road WB			Chart Road EB	
Times	Lane 1	Lane 2	Lane 1	Lane 2	Lane 3	Lane 1	Lane 2
07:00 - 07:05	4	3	10	0	1	0	9
07:05 - 07:10	3	4	7	0	2	0	17
07:10 - 07:15	3	2	9	0	4	0	19
07:15 - 07:20	6	2	17	1	3	1	21
07:20 - 07:25	7	3	10	0	2	1	21+
07:25 - 07:30	6	7	5	0	2	0	23+
07:30 - 07:35	3	6	11	0	2	5	28+
07:35 - 07:40	7	13	17	0	4	0	20+
07:40 - 07:45	6	6	11	0	5	3	19
07:45 - 07:50	5	9	21	1	3	2	26+
07:50 - 07:55	6	7	28	0	3	1	25+
07:55 - 08:00	8	6	11	1	6	8	20
08:00 - 08:05	8	17	24	0	5	2	24+
08:05 - 08:10	18+	17+	22	1	3	4	22+
08:10 - 08:15	14	12	21	0	2	3	32+
08:15 - 08:20	11	18	17	1	5	1	20+
08:20 - 08:25	5	10	10	0	6	2	22+
08:25 - 08:30	7	7	12	0	7	2	25+
08:30 - 08:35	2	7	2	1	3	5	23+
08:35 - 08:40	5	8	12	1	3	4	23+
08:40 - 08:45	7	8	15	0	4	5	25+
08:45 - 08:50	8	21+	11	1	6	2	21+
08:50 - 08:55	7	21+	49	0	5	2	22+
08:55 - 09:00	15	21+	47	0	2	3	20+
09:00 - 09:05	17+	7	12	0	3	4	26+
09:05 - 09:10	3	7	20	0	2	1	26+
09:10 - 09:15	5	5	3	0	2	1	19
09:15 - 09:20	4	5	11	1	2	3	16
09:20 - 09:25	3	3	6	0	2	1	13
09:25 - 09:30	2	3	3	0	2	1	8
09:30 - 09:35	2	3	4	0	4	1	16
09:35 - 09:40	3	1	11	0	1	2	10
09:40 - 09:45	4	3	3	0	2	2	20
09:45 - 09:50	5	5	5	1	4	4	17
09:50 - 09:55	2	4	10	0	2	2	26+
09:55 - 10:00	3	2	14	0	2	1	6

Count in Vehicles

Lane 1 = Nearest Kerb

Advanced Transport Research	*Job Number & Name:*	35202 Ashford
Site 2 - Chart Road/Loudon Way	*Client:*	Charles & Associates
Queue Lengths	*Date:*	Tuesday 25 April 2023

	Loudon Way		Chart Road WB			Chart Road EB	
Times	Lane 1	Lane 2	Lane 1	Lane 2	Lane 3	Lane 1	Lane 2
16:00 - 16:05	2	7	14	0	4	3	22+
16:05 - 16:10	3	10	7	0	6	3	22+
16:10 - 16:15	1	6	36	1	2	0	27+
16:15 - 16:20	3	7	32	0	2	2	23+
16:20 - 16:25	3	2	23	0	5	1	20+
16:25 - 16:30	3	6	17	0	5	3	21
16:30 - 16:35	3	11	9	0	14	1	23+
16:35 - 16:40	3	10	17	1	3	2	22+
16:40 - 16:45	7	8	18	0	4	1	22+
16:45 - 16:50	4	7	48	1	4	2	24+
16:50 - 16:55	5	12	49	0	4	2	21+
16:55 - 17:00	3	5	48	0	4	3	22+
17:00 - 17:05	3	9	50	1	5	3	20+
17:05 - 17:10	6	7	52	0	5	2	19+
17:10 - 17:15	6	7	53	0	2	2	21+
17:15 - 17:20	3	20+	29	0	6	3	23+
17:20 - 17:25	5	12	49	0	5	3	21+
17:25 - 17:30	4	12	51	1	2	5	25+
17:30 - 17:35	7	5	34	1	3	5	21+
17:35 - 17:40	4	6	39	1	3	4	24+
17:40 - 17:45	6	5	31	1	3	4	24+
17:45 - 17:50	5	11	52	0	3	2	21+
17:50 - 17:55	3	7	14	0	6	3	23+
17:55 - 18:00	5	7	15	0	7	5	25+
18:00 - 18:05	9	6	18	0	2	4	23+
18:05 - 18:10	3	7	15	0	5	3	17
18:10 - 18:15	4	10	13	0	5	2	23
18:15 - 18:20	3	5	17	0	6	3	20+
18:20 - 18:25	1	4	19	0	5	2	10
18:25 - 18:30	3	3	17	0	1	1	10
18:30 - 18:35	1	3	13	1	5	2	24
18:35 - 18:40	3	4	11	1	2	2	21
18:40 - 18:45	2	4	7	0	5	2	11
18:45 - 18:50	2	6	6	0	3	1	11
18:50 - 18:55	4	2	9	0	2	3	9
18:55 - 19:00	2	2	13	0	4	2	10

ADVANCED TRANSPORT RESEARCH

Job Number & Name: 35202 Ashford

Site Number/Name: Site 3 - Chart Road/Brookfield Road

Client: Charles & Associates

Date: 25/04/2023

Weather: Dry

Advanced Transport Research		*Job Number & Name:*	35202 Ashford
Site 3 - Chart Road/Brookfield Road		*Date:*	Tuesday 25 Apr 2023

Job Type:	Queue Lengths				
Co-ordinates:	51° 8'49.67"N, 0°50'47.38"E	*Postcode:*	TN23 4YW	*Times:*	0700-1000 1600-1900

Advanced Transport Research	*Job Number & Name:*	35202 Ashford
Site 3 - Chart Road/Brookfield Road	*Client:*	Charles & Associates
Queue Lengths	*Date:*	Tuesday 25 April 2023

	Chart Road SB		Brookfield Road			Great Chart Bypass		Chart Road EB	
Times	Lane 1	Lane 2	Lane 1	Lane 2	Lane 3	Lane 1	Lane 2	Lane 1	Lane 2
07:00 - 07:05	4	0	0	1	4	8	1	1	2
07:05 - 07:10	2	0	0	1	7	4	2	2	1
07:10 - 07:15	3	0	0	1	11	10	2	1	1
07:15 - 07:20	3	0	0	2	13	12	2	1	1
07:20 - 07:25	5	0	0	1	20	5	2	1	1
07:25 - 07:30	4	0	0	1	10	12	2	3	1
07:30 - 07:35	3	0	0	3	8	6	1	2	1
07:35 - 07:40	3	0	0	4	16	22	1	2	1
07:40 - 07:45	7	0	0	6	23	32+	2	3	2
07:45 - 07:50	5	0	0	2	23	33+	1	4	1
07:50 - 07:55	4	0	0	4	24	33+	3	10	2
07:55 - 08:00	5	0	0	2	23	33+	2	8	1
08:00 - 08:05	8	1	0	3	23	32+	1	11	1
08:05 - 08:10	5	0	0	5	24	33+	3	15	1
08:10 - 08:15	6	0	0	4	24	32+	4	15	1
08:15 - 08:20	4	0	0	10	24	33+	1	16	2
08:20 - 08:25	8	0	0	6	23	33+	2	17+	2
08:25 - 08:30	10+	0	0	6	23	33+	2	16+	2
08:30 - 08:35	2	0	0	6	22	33+	3	15+	3
08:35 - 08:40	2	1	0	5	21	33+	2	9	2
08:40 - 08:45	2	0	0	4	22	32+	2	5	1
08:45 - 08:50	5	1	0	4	23	32+	2	4	2
08:50 - 08:55	8	0	0	5	23	32+	3	5	3
08:55 - 09:00	5	0	0	4	16	32+	3	4	2
09:00 - 09:05	7	1	0	4	12	32+	4	5	2
09:05 - 09:10	6	0	0	2	20	32+	2	3	1
09:10 - 09:15	6	0	0	3	7	27	1	1	2
09:15 - 09:20	5	1	0	3	20	14	1	2	1
09:20 - 09:25	8	0	0	1	8	10	2	1	2
09:25 - 09:30	4	0	0	2	9	2	2	1	0
09:30 - 09:35	7	0	0	1	5	3	1	1	2
09:35 - 09:40	1	0	0	2	10	5	3	0	1
09:40 - 09:45	3	0	0	1	6	14	2	3	1
09:45 - 09:50	5	0	0	2	11	25	2	2	1
09:50 - 09:55	4	0	0	2	7	8	2	3	0
09:55 - 10:00	2	0	0	1	5	4	1	3	0

Count in Vehicles

Lane 1 = Nearest Kerb

Advanced Transport Research	*Job Number & Name:*	35202 Ashford
Site 3 - Chart Road/Brookfield Road	*Client:*	Charles & Associates
Queue Lengths	*Date:*	Tuesday 25 April 2023

	Chart Road SB		Brookfield Road			Great Chart Bypass		Chart Road EB	
Times	Lane 1	Lane 2	Lane 1	Lane 2	Lane 3	Lane 1	Lane 2	Lane 1	Lane 2
16:00 - 16:05	7	0	0	3	11	5	1	2	1
16:05 - 16:10	5	0	0	2	20	12	1	3	2
16:10 - 16:15	10+	0	0	4	24	7	1	3	2
16:15 - 16:20	7	0	0	7	16	11	2	5	1
16:20 - 16:25	8	0	0	2	13	3	0	3	1
16:25 - 16:30	0	0	0	3	11	17	2	4	3
16:30 - 16:35	7	0	0	3	5	9	1	2	2
16:35 - 16:40	6	0	0	5	9	16	3	2	3
16:40 - 16:45	4	0	0	4	12	23	2	5	1
16:45 - 16:50	10+	1	0	2	16	16	2	3	2
16:50 - 16:55	10+	0	0	4	11	5	2	5	1
16:55 - 17:00	2	0	0	4	8	5	1	2	0
17:00 - 17:05	6	1	0	4	15	20	4	3	1
17:05 - 17:10	9	0	0	4	24	28	2	16	1
17:10 - 17:15	3	0	1	4	24	32+	1	17	2
17:15 - 17:20	9	1	0	8	24	31+	1	15	2
17:20 - 17:25	7	0	0	7	23	33+	0	7	1
17:25 - 17:30	8	0	1	2	24	32+	3	4	3
17:30 - 17:35	7	0	0	4	23	33+	4	12	2
17:35 - 17:40	7	0	1	6	21	33+	4	2	1
17:40 - 17:45	10+	0	0	3	16	32+	4	1	1
17:45 - 17:50	5	0	0	4	12	28	1	10	4
17:50 - 17:55	8	0	0	2	10	29	3	10	1
17:55 - 18:00	5	0	0	4	7	32+	1	3	1
18:00 - 18:05	5	0	0	2	9	3	2	2	1
18:05 - 18:10	5	0	0	2	15	7	1	2	1
18:10 - 18:15	2	0	0	2	9	8	1	4	0
18:15 - 18:20	1	0	0	2	14	2	2	1	0
18:20 - 18:25	6	0	0	2	5	4	1	1	1
18:25 - 18:30	10	0	0	2	2	2	1	1	0
18:30 - 18:35	3	0	0	2	3	2	1	0	0
18:35 - 18:40	5	0	0	1	6	5	1	1	1
18:40 - 18:45	0	0	0	1	7	3	1	1	0
18:45 - 18:50	1	0	0	1	2	8	1	1	0
18:50 - 18:55	2	0	0	2	9	2	2	1	1
18:55 - 19:00	1	0	0	2	4	0	2	2	2

Appendix B Matalan Roundabout Junction Capacity Assessment

Junctions 9

ARCADY 9 - Roundabout Module

Version: 9.5.1.7462
© Copyright TRL Limited, 2019

For sales and distribution information, program advice and maintenance, contact TRL:
+44 (0)1344 379777 software@trl.co.uk www.trlsoftware.co.uk

The users of this computer program for the solution of an engineering problem are in no way relieved of their responsibility for the correctness of the solution

Filename: 23-036-ARC-001 Matalan Roundabout - Calibrated.j9
Path: Z:\Shared\Projects\23-036 Chart Road, Ashford\Trans\Arcady\TIA Review Assessment 2024 Aug
Report generation date: 09/08/2024 09:02:40

»2023 Observed Calibrated, AM
»2023 Observed Calibrated, PM
»2032 Forecast Baseline, AM
»2032 Forecast Baseline, PM
»2032 With Development, AM
»2032 With Development, PM

Summary of junction performance

	AM				PM			
	Set ID	Queue (PCU)	Delay (s)	RFC	Set ID	Queue (PCU)	Delay (s)	RFC
	2023 Observed Calibrated							
1 - Brookfield Road	D1	22.2	83.03	1.00	D2	9.1	38.50	0.92
2 - A28 (Great Chart Bypass)		11.5	75.35	0.96		16.0	102.30	1.00
3 - Chart Road NW		10.0	107.84	0.97		2.8	37.32	0.75
4 - Chart Road NE		10.3	27.99	0.92		17.2	43.51	0.97
	2032 Forecast Baseline							
1 - Brookfield Road	D3	220.3	984.63	1.41	D4	120.7	529.96	1.24
2 - A28 (Great Chart Bypass)		527.0	2763.24	1.84		291.1	1660.67	1.59
3 - Chart Road NW		24.1	237.34	1.09		4.6	57.78	0.84
4 - Chart Road NE		203.7	469.71	1.23		466.2	1050.32	1.42
	2032 With Development							
1 - Brookfield Road	D5	243.6	1133.04	1.44	D6	155.4	694.95	1.30
2 - A28 (Great Chart Bypass)		786.9	4011.58	2.14		365.6	1992.63	1.67
3 - Chart Road NW		23.1	226.60	1.08		4.4	55.69	0.84
4 - Chart Road NE		262.8	587.77	1.28		650.1	1467.66	1.53

Values shown are the highest values encountered over all time segments. Delay is the maximum value of average delay per arriving vehicle.

File summary

File Description

Title	Chart Road Improvement Scheme
Location	Ashford
Site number	
Date	08/08/2024
Version	
Status	(new file)
Identifier	
Client	
Jobnumber	23-036
Enumerator	CA-LTP01\Dipendra Awasthi
Description	

Units

Distance units	Speed units	Traffic units input	Traffic units results	Flow units	Average delay units	Total delay units	Rate of delay units
m	kph	PCU	PCU	perHour	s	-Min	perMin

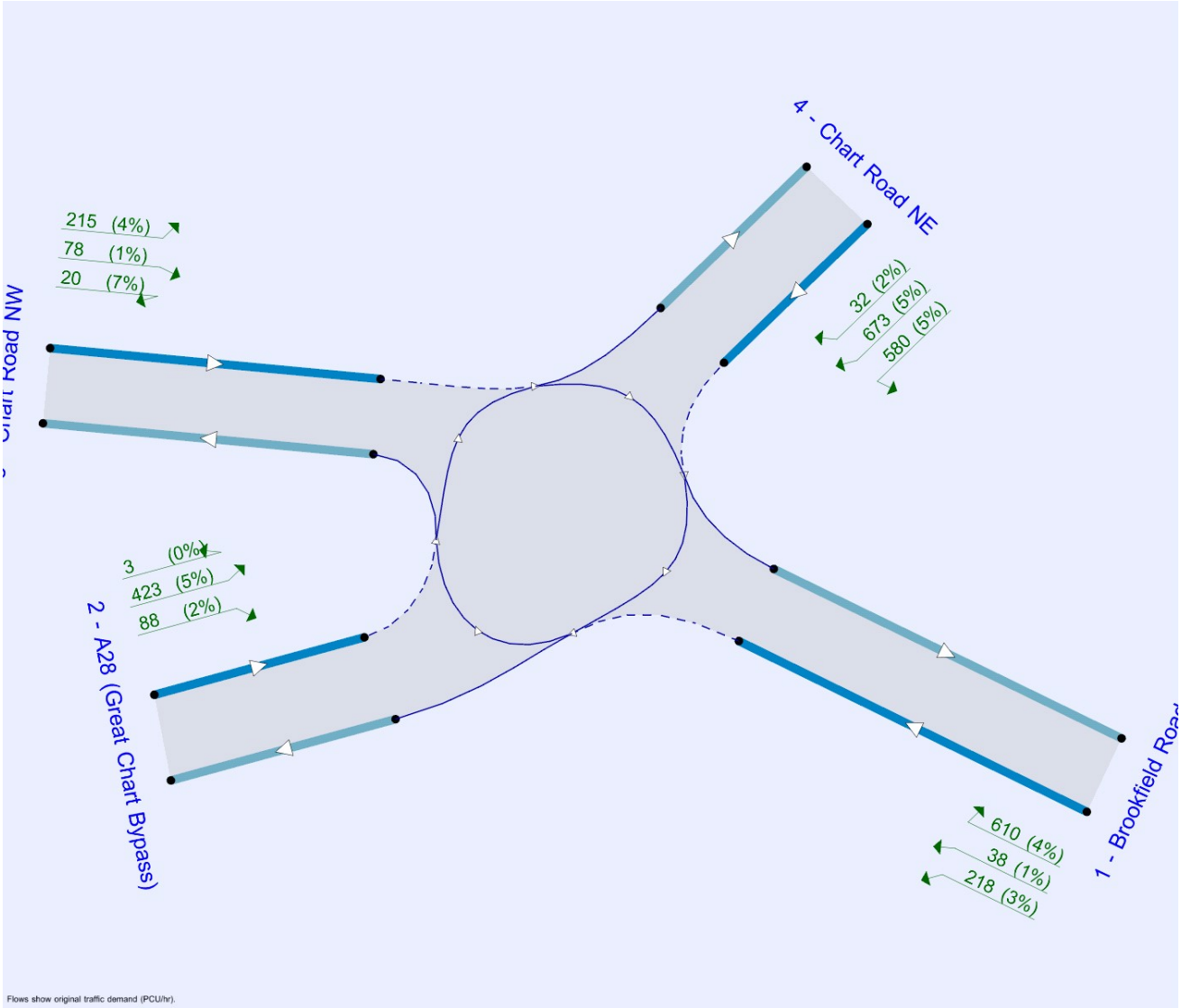

The junction diagram reflects the last run of Junctions.

Analysis Options

Vehicle length (m)	Calculate Queue Percentiles	Calculate detailed queueing delay	Calculate residual capacity	RFC Threshold	Average Delay threshold (s)	Queue threshold (PCU)
5.75				0.85	36.00	20.00

Demand Set Summary

ID	Scenario name	Time Period name	Traffic profile type	Start time (HH:mm)	Finish time (HH:mm)	Time segment length (min)	Run automatically
D1	2023 Observed Calibrated	AM	ONE HOUR	07:45	09:15	15	✓
D2	2023 Observed Calibrated	PM	ONE HOUR	16:45	18:15	15	✓
D3	2032 Forecast Baseline	AM	ONE HOUR	07:45	09:15	15	✓
D4	2032 Forecast Baseline	PM	ONE HOUR	16:45	18:15	15	✓
D5	2032 With Development	AM	ONE HOUR	07:45	09:15	15	✓
D6	2032 With Development	PM	ONE HOUR	16:45	18:15	15	✓

Analysis Set Details

ID	Include in report	Network flow scaling factor (%)	Network capacity scaling factor (%)
A1	✓	100.000	100.000

2023 Observed Calibrated, AM

Data Errors and Warnings

No errors or warnings

Junction Network

Junctions

Junction	Name	Junction type	Use circulating lanes	Arm order	Junction Delay (s)	Junction LOS
1	Matalan Roundabout	Standard Roundabout		1, 2, 3, 4	60.57	F

Junction Network Options

Driving side	Lighting
Left	Normal/unknown

Arms

Arms

Arm	Name	Description
1	Brookfield Road	
2	A28 (Great Chart Bypass)	
3	Chart Road NW	
4	Chart Road NE	

Roundabout Geometry

Arm	V - Approach road half-width (m)	E - Entry width (m)	l' - Effective flare length (m)	R - Entry radius (m)	D - Inscribed circle diameter (m)	PHI - Conflict (entry) angle (deg)	Exit only
1 - Brookfield Road	7.75	11.03	22.9	20.2	45.2	51.0	
2 - A28 (Great Chart Bypass)	4.83	9.50	12.9	19.9	45.2	40.0	
3 - Chart Road NW	3.21	8.40	10.3	28.6	45.2	27.0	
4 - Chart Road NE	3.81	7.14	6.1	17.3	45.2	41.0	

Slope / Intercept / Capacity

Arm Intercept Adjustments

Arm	Type	Reason	Direct intercept adjustment (PCU/hr)
1 - Brookfield Road	Direct	to match the observed queues	-1197
2 - A28 (Great Chart Bypass)	Direct	to match the observed queues	-945
3 - Chart Road NW	Direct	to match the observed queues	-510
4 - Chart Road NE	Direct	to match the observed queues	205

Roundabout Slope and Intercept used in model

Arm	Final slope	Final intercept (PCU/hr)
1 - Brookfield Road	0.822	1613
2 - A28 (Great Chart Bypass)	0.684	1100
3 - Chart Road NW	0.618	1104
4 - Chart Road NE	0.565	1657

The slope and intercept shown above include any corrections and adjustments.

Traffic Demand

Demand Set Details

ID	Scenario name	Time Period name	Traffic profile type	Start time (HH:mm)	Finish time (HH:mm)	Time segment length (min)	Run automatically
D1	2023 Observed Calibrated	AM	ONE HOUR	07:45	09:15	15	✓

Vehicle mix varies over turn	Vehicle mix varies over entry	Vehicle mix source	PCU Factor for a HV (PCU)
✓	✓	HV Percentages	2.00

Demand overview (Traffic)

Arm	Linked arm	Profile type	Use O-D data	Average Demand (PCU/hr)	Scaling Factor (%)
1 - Brookfield Road		ONE HOUR	✓	866	100.000
2 - A28 (Great Chart Bypass)		ONE HOUR	✓	523	100.000
3 - Chart Road NW		ONE HOUR	✓	313	100.000
4 - Chart Road NE		ONE HOUR	✓	1288	100.000

Origin-Destination Data

Demand (PCU/hr)

		To			
		1 - Brookfield Road	2 - A28 (Great Chart Bypass)	3 - Chart Road NW	4 - Chart Road NE
From	1 - Brookfield Road	0	218	38	610
	2 - A28 (Great Chart Bypass)	88	9	3	423
	3 - Chart Road NW	78	20	0	215
	4 - Chart Road NE	580	673	32	3

Vehicle Mix

Heavy Vehicle Percentages

		To			
		1 - Brookfield Road	2 - A28 (Great Chart Bypass)	3 - Chart Road NW	4 - Chart Road NE
From	1 - Brookfield Road	0	3	1	4
	2 - A28 (Great Chart Bypass)	2	0	0	5
	3 - Chart Road NW	1	7	0	4
	4 - Chart Road NE	5	5	2	0

Results

Results Summary for whole modelled period

Arm	Max RFC	Max Delay (s)	Max Queue (PCU)	Max LOS	Average Demand (PCU/hr)	Total Junction Arrivals (PCU)
1 - Brookfield Road	1.00	83.03	22.2	F	795	1192
2 - A28 (Great Chart Bypass)	0.96	75.35	11.5	F	480	720
3 - Chart Road NW	0.97	107.84	10.0	F	287	431
4 - Chart Road NE	0.92	27.99	10.3	D	1182	1773

Main Results for each time segment

07:45 - 08:00

Arm	Total Demand (PCU/hr)	Junction Arrivals (PCU)	Circulating flow (PCU/hr)	Capacity (PCU/hr)	RFC	Throughput (PCU/hr)	Throughput (exit side) (PCU/hr)	Start queue (PCU)	End queue (PCU)	Delay (s)	Unsignalised level of service
1 - Brookfield Road	652	163	551	1160	0.562	647	557	0.0	1.3	7.193	A
2 - A28 (Great Chart Bypass)	394	98	510	751	0.524	389	688	0.0	1.1	10.264	B
3 - Chart Road NW	236	59	845	582	0.405	233	55	0.0	0.7	10.579	B
4 - Chart Road NE	970	242	145	1575	0.616	963	933	0.0	1.7	6.114	A

08:00 - 08:15

Arm	Total Demand (PCU/hr)	Junction Arrivals (PCU)	Circulating flow (PCU/hr)	Capacity (PCU/hr)	RFC	Throughput (PCU/hr)	Throughput (exit side) (PCU/hr)	Start queue (PCU)	End queue (PCU)	Delay (s)	Unsignalised level of service
1 - Brookfield Road	779	195	660	1071	0.727	773	667	1.3	2.6	12.305	B
2 - A28 (Great Chart Bypass)	470	118	610	683	0.689	466	823	1.1	2.2	16.997	C
3 - Chart Road NW	281	70	1011	480	0.586	279	65	0.7	1.4	18.246	C
4 - Chart Road NE	1158	289	174	1558	0.743	1153	1116	1.7	2.9	9.195	A

08:15 - 08:30

Arm	Total Demand (PCU/hr)	Junction Arrivals (PCU)	Circulating flow (PCU/hr)	Capacity (PCU/hr)	RFC	Throughput (PCU/hr)	Throughput (exit side) (PCU/hr)	Start queue (PCU)	End queue (PCU)	Delay (s)	Unsignalised level of service
1 - Brookfield Road	953	238	796	959	0.994	905	801	2.6	14.9	47.868	E
2 - A28 (Great Chart Bypass)	576	144	715	611	0.942	551	986	2.2	8.4	49.245	E
3 - Chart Road NW	345	86	1188	370	0.931	324	77	1.4	6.5	63.712	F
4 - Chart Road NE	1418	355	204	1541	0.920	1393	1309	2.9	9.2	22.426	C

08:30 - 08:45

Arm	Total Demand (PCU/hr)	Junction Arrivals (PCU)	Circulating flow (PCU/hr)	Capacity (PCU/hr)	RFC	Throughput (PCU/hr)	Throughput (exit side) (PCU/hr)	Start queue (PCU)	End queue (PCU)	Delay (s)	Unsignalised level of service
1 - Brookfield Road	953	238	808	949	1.005	924	814	14.9	22.2	83.029	F
2 - A28 (Great Chart Bypass)	576	144	730	601	0.959	564	1002	8.4	11.5	75.348	F
3 - Chart Road NW	345	86	1215	354	0.975	331	79	6.5	10.0	107.840	F
4 - Chart Road NE	1418	355	208	1539	0.921	1413	1337	9.2	10.3	27.992	D

08:45 - 09:00

Arm	Total Demand (PCU/hr)	Junction Arrivals (PCU)	Circulating flow (PCU/hr)	Capacity (PCU/hr)	RFC	Throughput (PCU/hr)	Throughput (exit side) (PCU/hr)	Start queue (PCU)	End queue (PCU)	Delay (s)	Unsignalised level of service
1 - Brookfield Road	779	195	681	1054	0.739	855	697	22.2	3.1	25.139	D
2 - A28 (Great Chart Bypass)	470	118	672	640	0.734	503	864	11.5	3.2	32.347	D
3 - Chart Road NW	281	70	1105	421	0.668	312	70	10.0	2.3	41.317	E
4 - Chart Road NE	1158	289	191	1548	0.748	1186	1226	10.3	3.2	11.175	B

09:00 - 09:15

Arm	Total Demand (PCU/hr)	Junction Arrivals (PCU)	Circulating flow (PCU/hr)	Capacity (PCU/hr)	RFC	Throughput (PCU/hr)	Throughput (exit side) (PCU/hr)	Start queue (PCU)	End queue (PCU)	Delay (s)	Unsignalised level of service
1 - Brookfield Road	652	163	559	1154	0.565	659	567	3.1	1.4	7.640	A
2 - A28 (Great Chart Bypass)	394	98	520	744	0.529	402	698	3.2	1.2	11.194	B
3 - Chart Road NW	236	59	866	569	0.414	242	55	2.3	0.7	11.575	B
4 - Chart Road NE	970	242	150	1572	0.617	976	957	3.2	1.7	6.400	A

2023 Observed Calibrated, PM

Data Errors and Warnings

No errors or warnings

Junction Network

Junctions

Junction	Name	Junction type	Use circulating lanes	Arm order	Junction Delay (s)	Junction LOS
1	Matalan Roundabout	Standard Roundabout		1, 2, 3, 4	51.80	F

Junction Network Options

Driving side	Lighting
Left	Normal/unknown

Traffic Demand

Demand Set Details

ID	Scenario name	Time Period name	Traffic profile type	Start time (HH:mm)	Finish time (HH:mm)	Time segment length (min)	Run automatically
D2	2023 Observed Calibrated	PM	ONE HOUR	16:45	18:15	15	✓

Vehicle mix varies over turn	Vehicle mix varies over entry	Vehicle mix source	PCU Factor for a HV (PCU)
✓	✓	HV Percentages	2.00

Demand overview (Traffic)

Arm	Linked arm	Profile type	Use O-D data	Average Demand (PCU/hr)	Scaling Factor (%)
1 - Brookfield Road		ONE HOUR	✓	824	100.000
2 - A28 (Great Chart Bypass)		ONE HOUR	✓	515	100.000
3 - Chart Road NW		ONE HOUR	✓	261	100.000
4 - Chart Road NE		ONE HOUR	✓	1358	100.000

Origin-Destination Data

Demand (PCU/hr)

		To			
		1 - Brookfield Road	2 - A28 (Great Chart Bypass)	3 - Chart Road NW	4 - Chart Road NE
From	1 - Brookfield Road	2	166	87	569
	2 - A28 (Great Chart Bypass)	99	0	2	414
	3 - Chart Road NW	70	7	0	184
	4 - Chart Road NE	665	637	54	2

Vehicle Mix

Heavy Vehicle Percentages

		To			
		1 - Brookfield Road	2 - A28 (Great Chart Bypass)	3 - Chart Road NW	4 - Chart Road NE
From	1 - Brookfield Road	0	1	2	1
	2 - A28 (Great Chart Bypass)	1	0	0	0
	3 - Chart Road NW	1	0	0	2
	4 - Chart Road NE	2	3	6	0

Results

Results Summary for whole modelled period

Arm	Max RFC	Max Delay (s)	Max Queue (PCU)	Max LOS	Average Demand (PCU/hr)	Total Junction Arrivals (PCU)
1 - Brookfield Road	0.92	38.50	9.1	E	756	1134
2 - A28 (Great Chart Bypass)	1.00	102.30	16.0	F	473	709
3 - Chart Road NW	0.75	37.32	2.8	E	239	359
4 - Chart Road NE	0.97	43.51	17.2	E	1246	1869

Main Results for each time segment

16:45 - 17:00

Arm	Total Demand (PCU/hr)	Junction Arrivals (PCU)	Circulating flow (PCU/hr)	Capacity (PCU/hr)	RFC	Throughput (PCU/hr)	Throughput (exit side) (PCU/hr)	Start queue (PCU)	End queue (PCU)	Delay (s)	Unsignalised level of service
1 - Brookfield Road	620	155	523	1183	0.524	616	624	0.0	1.1	6.370	A
2 - A28 (Great Chart Bypass)	388	97	534	735	0.528	383	605	0.0	1.1	10.141	B
3 - Chart Road NW	196	49	810	604	0.326	195	107	0.0	0.5	8.908	A
4 - Chart Road NE	1022	256	133	1582	0.646	1015	872	0.0	1.8	6.439	A

17:00 - 17:15

Arm	Total Demand (PCU/hr)	Junction Arrivals (PCU)	Circulating flow (PCU/hr)	Capacity (PCU/hr)	RFC	Throughput (PCU/hr)	Throughput (exit side) (PCU/hr)	Start queue (PCU)	End queue (PCU)	Delay (s)	Unsignalised level of service
1 - Brookfield Road	741	185	626	1099	0.674	737	747	1.1	2.0	9.962	A
2 - A28 (Great Chart Bypass)	463	116	639	663	0.698	459	724	1.1	2.2	17.273	C
3 - Chart Road NW	235	59	969	505	0.464	233	128	0.5	0.9	13.377	B
4 - Chart Road NE	1221	305	159	1567	0.779	1214	1044	1.8	3.4	10.292	B

17:15 - 17:30

Arm	Total Demand (PCU/hr)	Junction Arrivals (PCU)	Circulating flow (PCU/hr)	Capacity (PCU/hr)	RFC	Throughput (PCU/hr)	Throughput (exit side) (PCU/hr)	Start queue (PCU)	End queue (PCU)	Delay (s)	Unsignalised level of service
1 - Brookfield Road	907	227	750	997	0.910	885	892	2.0	7.5	28.365	D
2 - A28 (Great Chart Bypass)	567	142	767	575	0.986	533	868	2.2	10.7	60.331	F
3 - Chart Road NW	287	72	1146	396	0.726	281	153	0.9	2.4	30.442	D
4 - Chart Road NE	1495	374	188	1551	0.964	1454	1240	3.4	13.7	30.027	D

17:30 - 17:45

Arm	Total Demand (PCU/hr)	Junction Arrivals (PCU)	Circulating flow (PCU/hr)	Capacity (PCU/hr)	RFC	Throughput (PCU/hr)	Throughput (exit side) (PCU/hr)	Start queue (PCU)	End queue (PCU)	Delay (s)	Unsignalised level of service
1 - Brookfield Road	907	227	764	985	0.921	901	909	7.5	9.1	38.497	E
2 - A28 (Great Chart Bypass)	567	142	780	566	1.002	546	884	10.7	16.0	102.297	F
3 - Chart Road NW	287	72	1170	381	0.754	286	156	2.4	2.8	37.320	E
4 - Chart Road NE	1495	374	191	1548	0.966	1481	1264	13.7	17.2	43.512	E

17:45 - 18:00

Arm	Total Demand (PCU/hr)	Junction Arrivals (PCU)	Circulating flow (PCU/hr)	Capacity (PCU/hr)	RFC	Throughput (PCU/hr)	Throughput (exit side) (PCU/hr)	Start queue (PCU)	End queue (PCU)	Delay (s)	Unsignalised level of service
1 - Brookfield Road	741	185	656	1074	0.690	768	790	9.1	2.3	12.869	B
2 - A28 (Great Chart Bypass)	463	116	666	645	0.718	516	759	16.0	2.8	36.753	E
3 - Chart Road NW	235	59	1048	457	0.514	241	134	2.8	1.1	17.485	C
4 - Chart Road NE	1221	305	172	1559	0.783	1274	1117	17.2	3.9	15.070	C

18:00 - 18:15

Arm	Total Demand (PCU/hr)	Junction Arrivals (PCU)	Circulating flow (PCU/hr)	Capacity (PCU/hr)	RFC	Throughput (PCU/hr)	Throughput (exit side) (PCU/hr)	Start queue (PCU)	End queue (PCU)	Delay (s)	Unsignalised level of service
1 - Brookfield Road	620	155	531	1177	0.527	625	635	2.3	1.1	6.654	A
2 - A28 (Great Chart Bypass)	388	97	542	729	0.532	394	615	2.8	1.2	10.959	B
3 - Chart Road NW	196	49	827	593	0.331	199	109	1.1	0.5	9.343	A
4 - Chart Road NE	1022	256	136	1580	0.647	1030	890	3.9	1.9	6.821	A

2032 Forecast Baseline, AM

Data Errors and Warnings

No errors or warnings

Junction Network

Junctions

Junction	Name	Junction type	Use circulating lanes	Arm order	Junction Delay (s)	Junction LOS
1	Matalan Roundabout	Standard Roundabout		1, 2, 3, 4	1178.30	F

Junction Network Options

Driving side	Lighting
Left	Normal/unknown

Traffic Demand

Demand Set Details

ID	Scenario name	Time Period name	Traffic profile type	Start time (HH:mm)	Finish time (HH:mm)	Time segment length (min)	Run automatically
D3	2032 Forecast Baseline	AM	ONE HOUR	07:45	09:15	15	✓

Vehicle mix varies over turn	Vehicle mix varies over entry	Vehicle mix source	PCU Factor for a HV (PCU)
✓	✓	HV Percentages	2.00

Demand overview (Traffic)

Arm	Linked arm	Profile type	Use O-D data	Average Demand (PCU/hr)	Scaling Factor (%)
1 - Brookfield Road		ONE HOUR	✓	1012	100.000
2 - A28 (Great Chart Bypass)		ONE HOUR	✓	1103	100.000
3 - Chart Road NW		ONE HOUR	✓	334	100.000
4 - Chart Road NE		ONE HOUR	✓	1747	100.000

Origin-Destination Data

Demand (PCU/hr)

		To			
		1 - Brookfield Road	2 - A28 (Great Chart Bypass)	3 - Chart Road NW	4 - Chart Road NE
From	1 - Brookfield Road	0	233	41	738
	2 - A28 (Great Chart Bypass)	94	10	3	996
	3 - Chart Road NW	83	21	0	230
	4 - Chart Road NE	661	1049	34	3

Vehicle Mix

Heavy Vehicle Percentages

		To			
		1 - Brookfield Road	2 - A28 (Great Chart Bypass)	3 - Chart Road NW	4 - Chart Road NE
From	1 - Brookfield Road	0	3	1	4
	2 - A28 (Great Chart Bypass)	2	0	0	5
	3 - Chart Road NW	1	7	0	4
	4 - Chart Road NE	5	5	2	0

Results

Results Summary for whole modelled period

Arm	Max RFC	Max Delay (s)	Max Queue (PCU)	Max LOS	Average Demand (PCU/hr)	Total Junction Arrivals (PCU)
1 - Brookfield Road	1.41	984.63	220.3	F	929	1393
2 - A28 (Great Chart Bypass)	1.84	2763.24	527.0	F	1012	1518
3 - Chart Road NW	1.09	237.34	24.1	F	306	460
4 - Chart Road NE	1.23	469.71	203.7	F	1603	2405

Main Results for each time segment

07:45 - 08:00

Arm	Total Demand (PCU/hr)	Junction Arrivals (PCU)	Circulating flow (PCU/hr)	Capacity (PCU/hr)	RFC	Throughput (PCU/hr)	Throughput (exit side) (PCU/hr)	Start queue (PCU)	End queue (PCU)	Delay (s)	Unsignalised level of service
1 - Brookfield Road	762	190	827	933	0.816	745	608	0.0	4.1	18.510	C
2 - A28 (Great Chart Bypass)	830	208	601	689	1.206	671	971	0.0	39.8	119.869	F
3 - Chart Road NW	251	63	1215	353	0.711	242	57	0.0	2.3	31.434	D
4 - Chart Road NE	1315	329	139	1578	0.833	1296	1319	0.0	4.8	12.642	B

08:00 - 08:15

Arm	Total Demand (PCU/hr)	Junction Arrivals (PCU)	Circulating flow (PCU/hr)	Capacity (PCU/hr)	RFC	Throughput (PCU/hr)	Throughput (exit side) (PCU/hr)	Start queue (PCU)	End queue (PCU)	Delay (s)	Unsignalised level of service
1 - Brookfield Road	910	227	962	823	1.106	805	698	4.1	30.4	92.665	F
2 - A28 (Great Chart Bypass)	992	248	651	654	1.515	654	1115	39.8	124.2	460.863	F
3 - Chart Road NW	300	75	1242	337	0.891	288	64	2.3	5.3	63.877	F
4 - Chart Road NE	1571	393	151	1571	1.000	1508	1378	4.8	20.4	40.230	E

08:15 - 08:30

Arm	Total Demand (PCU/hr)	Junction Arrivals (PCU)	Circulating flow (PCU/hr)	Capacity (PCU/hr)	RFC	Throughput (PCU/hr)	Throughput (exit side) (PCU/hr)	Start queue (PCU)	End queue (PCU)	Delay (s)	Unsignalised level of service
1 - Brookfield Road	1114	279	997	794	1.404	793	728	30.4	110.7	330.939	F
2 - A28 (Great Chart Bypass)	1214	304	643	660	1.841	660	1146	124.2	262.9	1063.907	F
3 - Chart Road NW	368	92	1239	339	1.086	326	64	5.3	15.6	140.627	F
4 - Chart Road NE	1923	481	164	1564	1.230	1561	1401	20.4	111.1	159.672	F

08:30 - 08:45

Arm	Total Demand (PCU/hr)	Junction Arrivals (PCU)	Circulating flow (PCU/hr)	Capacity (PCU/hr)	RFC	Throughput (PCU/hr)	Throughput (exit side) (PCU/hr)	Start queue (PCU)	End queue (PCU)	Delay (s)	Unsignalised level of service
1 - Brookfield Road	1114	279	998	793	1.406	792	730	110.7	191.2	693.009	F
2 - A28 (Great Chart Bypass)	1214	304	643	660	1.840	660	1147	262.9	401.5	1818.824	F
3 - Chart Road NW	368	92	1239	339	1.086	334	64	15.6	24.1	236.449	F
4 - Chart Road NE	1923	481	166	1563	1.231	1562	1406	111.1	201.4	365.055	F

08:45 - 09:00

Arm	Total Demand (PCU/hr)	Junction Arrivals (PCU)	Circulating flow (PCU/hr)	Capacity (PCU/hr)	RFC	Throughput (PCU/hr)	Throughput (exit side) (PCU/hr)	Start queue (PCU)	End queue (PCU)	Delay (s)	Unsignalised level of service
1 - Brookfield Road	910	227	997	794	1.146	793	728	191.2	220.3	938.971	F
2 - A28 (Great Chart Bypass)	992	248	644	660	1.503	660	1147	401.5	484.5	2422.534	F
3 - Chart Road NW	300	75	1239	339	0.887	325	64	24.1	18.0	237.343	F
4 - Chart Road NE	1571	393	163	1564	1.004	1561	1400	201.4	203.7	469.715	F

09:00 - 09:15

Arm	Total Demand (PCU/hr)	Junction Arrivals (PCU)	Circulating flow (PCU/hr)	Capacity (PCU/hr)	RFC	Throughput (PCU/hr)	Throughput (exit side) (PCU/hr)	Start queue (PCU)	End queue (PCU)	Delay (s)	Unsignalised level of service
1 - Brookfield Road	762	190	995	796	0.958	792	723	220.3	212.8	984.625	F
2 - A28 (Great Chart Bypass)	830	208	643	660	1.257	660	1144	484.5	527.0	2763.243	F
3 - Chart Road NW	251	63	1239	339	0.742	308	64	18.0	3.9	125.699	F
4 - Chart Road NE	1315	329	158	1567	0.839	1559	1388	203.7	142.7	400.602	F

2032 Forecast Baseline, PM

Data Errors and Warnings

No errors or warnings

Junction Network

Junctions

Junction	Name	Junction type	Use circulating lanes	Arm order	Junction Delay (s)	Junction LOS
1	Matalan Roundabout	Standard Roundabout		1, 2, 3, 4	997.52	F

Junction Network Options

Driving side	Lighting
Left	Normal/unknown

Traffic Demand

Demand Set Details

ID	Scenario name	Time Period name	Traffic profile type	Start time (HH:mm)	Finish time (HH:mm)	Time segment length (min)	Run automatically
D4	2032 Forecast Baseline	PM	ONE HOUR	16:45	18:15	15	✓

Vehicle mix varies over turn	Vehicle mix varies over entry	Vehicle mix source	PCU Factor for a HV (PCU)
✓	✓	HV Percentages	2.00

Demand overview (Traffic)

Arm	Linked arm	Profile type	Use O-D data	Average Demand (PCU/hr)	Scaling Factor (%)
1 - Brookfield Road		ONE HOUR	✓	926	100.000
2 - A28 (Great Chart Bypass)		ONE HOUR	✓	889	100.000
3 - Chart Road NW		ONE HOUR	✓	280	100.000
4 - Chart Road NE		ONE HOUR	✓	2018	100.000

Origin-Destination Data

Demand (PCU/hr)

		To			
		1 - Brookfield Road	2 - A28 (Great Chart Bypass)	3 - Chart Road NW	4 - Chart Road NE
From	1 - Brookfield Road	2	178	93	653
	2 - A28 (Great Chart Bypass)	106	0	2	781
	3 - Chart Road NW	75	8	0	197
	4 - Chart Road NE	784	1174	58	2

Vehicle Mix

Heavy Vehicle Percentages

		To			
		1 - Brookfield Road	2 - A28 (Great Chart Bypass)	3 - Chart Road NW	4 - Chart Road NE
From	1 - Brookfield Road	0	1	2	1
	2 - A28 (Great Chart Bypass)	1	0	0	0
	3 - Chart Road NW	1	0	0	2
	4 - Chart Road NE	2	3	6	0

Results

Results Summary for whole modelled period

Arm	Max RFC	Max Delay (s)	Max Queue (PCU)	Max LOS	Average Demand (PCU/hr)	Total Junction Arrivals (PCU)
1 - Brookfield Road	1.24	529.96	120.7	F	850	1275
2 - A28 (Great Chart Bypass)	1.59	1660.67	291.1	F	816	1224
3 - Chart Road NW	0.84	57.78	4.6	F	257	385
4 - Chart Road NE	1.42	1050.32	466.2	F	1852	2778

Main Results for each time segment

16:45 - 17:00

Arm	Total Demand (PCU/hr)	Junction Arrivals (PCU)	Circulating flow (PCU/hr)	Capacity (PCU/hr)	RFC	Throughput (PCU/hr)	Throughput (exit side) (PCU/hr)	Start queue (PCU)	End queue (PCU)	Delay (s)	Unsignalised level of service
1 - Brookfield Road	697	174	902	871	0.800	683	701	0.0	3.7	18.088	C
2 - A28 (Great Chart Bypass)	669	167	595	693	0.966	630	990	0.0	9.9	43.543	E
3 - Chart Road NW	211	53	1112	417	0.506	207	112	0.0	1.0	17.121	C
4 - Chart Road NE	1519	380	138	1579	0.962	1466	1181	0.0	13.3	25.978	D

17:00 - 17:15

Arm	Total Demand (PCU/hr)	Junction Arrivals (PCU)	Circulating flow (PCU/hr)	Capacity (PCU/hr)	RFC	Throughput (PCU/hr)	Throughput (exit side) (PCU/hr)	Start queue (PCU)	End queue (PCU)	Delay (s)	Unsignalised level of service
1 - Brookfield Road	832	208	964	821	1.014	783	751	3.7	16.1	59.989	F
2 - A28 (Great Chart Bypass)	799	200	679	636	1.257	632	1068	9.9	51.7	192.263	F
3 - Chart Road NW	252	63	1186	372	0.677	248	125	1.0	2.0	28.756	D
4 - Chart Road NE	1814	454	151	1571	1.154	1564	1283	13.3	75.8	111.961	F

17:15 - 17:30

Arm	Total Demand (PCU/hr)	Junction Arrivals (PCU)	Circulating flow (PCU/hr)	Capacity (PCU/hr)	RFC	Throughput (PCU/hr)	Throughput (exit side) (PCU/hr)	Start queue (PCU)	End queue (PCU)	Delay (s)	Unsignalised level of service
1 - Brookfield Road	1020	255	965	820	1.243	817	763	16.1	66.7	194.877	F
2 - A28 (Great Chart Bypass)	979	245	707	617	1.588	616	1075	51.7	142.4	577.508	F
3 - Chart Road NW	308	77	1195	366	0.842	300	128	2.0	4.1	49.341	E
4 - Chart Road NE	2222	555	164	1564	1.421	1564	1330	75.8	240.4	369.261	F

17:30 - 17:45

Arm	Total Demand (PCU/hr)	Junction Arrivals (PCU)	Circulating flow (PCU/hr)	Capacity (PCU/hr)	RFC	Throughput (PCU/hr)	Throughput (exit side) (PCU/hr)	Start queue (PCU)	End queue (PCU)	Delay (s)	Unsignalised level of service
1 - Brookfield Road	1020	255	964	820	1.243	820	764	66.7	116.6	411.595	F
2 - A28 (Great Chart Bypass)	979	245	709	615	1.591	615	1075	142.4	233.3	1104.873	F
3 - Chart Road NW	308	77	1195	366	0.843	306	129	4.1	4.6	57.782	F
4 - Chart Road NE	2222	555	166	1563	1.422	1563	1336	240.4	405.2	745.748	F

17:45 - 18:00

Arm	Total Demand (PCU/hr)	Junction Arrivals (PCU)	Circulating flow (PCU/hr)	Capacity (PCU/hr)	RFC	Throughput (PCU/hr)	Throughput (exit side) (PCU/hr)	Start queue (PCU)	End queue (PCU)	Delay (s)	Unsignalised level of service
1 - Brookfield Road	832	208	968	818	1.018	816	755	116.6	120.7	529.958	F
2 - A28 (Great Chart Bypass)	799	200	706	617	1.295	617	1078	233.3	278.8	1498.006	F
3 - Chart Road NW	252	63	1194	366	0.687	260	128	4.6	2.5	36.792	E
4 - Chart Road NE	1814	454	153	1570	1.155	1570	1302	405.2	466.2	1001.719	F

18:00 - 18:15

Arm	Total Demand (PCU/hr)	Junction Arrivals (PCU)	Circulating flow (PCU/hr)	Capacity (PCU/hr)	RFC	Throughput (PCU/hr)	Throughput (exit side) (PCU/hr)	Start queue (PCU)	End queue (PCU)	Delay (s)	Unsignalised level of service
1 - Brookfield Road	697	174	969	817	0.854	810	745	120.7	92.5	474.978	F
2 - A28 (Great Chart Bypass)	669	167	701	620	1.079	620	1078	278.8	291.1	1660.667	F
3 - Chart Road NW	211	53	1193	367	0.575	215	128	2.5	1.4	24.666	C
4 - Chart Road NE	1519	380	139	1578	0.963	1574	1269	466.2	452.4	1050.322	F

2032 With Development, AM

Data Errors and Warnings

No errors or warnings

Junction Network

Junctions

Junction	Name	Junction type	Use circulating lanes	Arm order	Junction Delay (s)	Junction LOS
1	Matalan Roundabout	Standard Roundabout		1, 2, 3, 4	1684.29	F

Junction Network Options

Driving side	Lighting
Left	Normal/unknown

Traffic Demand

Demand Set Details

ID	Scenario name	Time Period name	Traffic profile type	Start time (HH:mm)	Finish time (HH:mm)	Time segment length (min)	Run automatically
D5	2032 With Development	AM	ONE HOUR	07:45	09:15	15	✓

Vehicle mix varies over turn	Vehicle mix varies over entry	Vehicle mix source	PCU Factor for a HV (PCU)
✓	✓	HV Percentages	2.00

Demand overview (Traffic)

Arm	Linked arm	Profile type	Use O-D data	Average Demand (PCU/hr)	Scaling Factor (%)
1 - Brookfield Road		ONE HOUR	✓	1012	100.000
2 - A28 (Great Chart Bypass)		ONE HOUR	✓	1305	100.000
3 - Chart Road NW		ONE HOUR	✓	334	100.000
4 - Chart Road NE		ONE HOUR	✓	1817	100.000

Origin-Destination Data

Demand (PCU/hr)

		To			
		1 - Brookfield Road	2 - A28 (Great Chart Bypass)	3 - Chart Road NW	4 - Chart Road NE
From	1 - Brookfield Road	0	233	41	738
	2 - A28 (Great Chart Bypass)	94	10	3	1198
	3 - Chart Road NW	83	21	0	230
	4 - Chart Road NE	661	1119	34	3

Vehicle Mix

Heavy Vehicle Percentages

		To			
		1 - Brookfield Road	2 - A28 (Great Chart Bypass)	3 - Chart Road NW	4 - Chart Road NE
From	1 - Brookfield Road	0	1	7	1
	2 - A28 (Great Chart Bypass)	0	0	0	4
	3 - Chart Road NW	1	0	0	2
	4 - Chart Road NE	1	3	2	0

Results

Results Summary for whole modelled period

Arm	Max RFC	Max Delay (s)	Max Queue (PCU)	Max LOS	Average Demand (PCU/hr)	Total Junction Arrivals (PCU)
1 - Brookfield Road	1.44	1133.04	243.6	F	929	1393
2 - A28 (Great Chart Bypass)	2.14	4011.58	786.9	F	1197	1796
3 - Chart Road NW	1.08	226.60	23.1	F	306	460
4 - Chart Road NE	1.28	587.77	262.8	F	1667	2501

Main Results for each time segment

07:45 - 08:00

Arm	Total Demand (PCU/hr)	Junction Arrivals (PCU)	Circulating flow (PCU/hr)	Capacity (PCU/hr)	RFC	Throughput (PCU/hr)	Throughput (exit side) (PCU/hr)	Start queue (PCU)	End queue (PCU)	Delay (s)	Unsignalised level of service
1 - Brookfield Road	762	190	876	893	0.853	742	598	0.0	5.0	21.897	C
2 - A28 (Great Chart Bypass)	982	246	599	691	1.423	681	1020	0.0	75.3	209.353	F
3 - Chart Road NW	251	63	1223	349	0.721	242	57	0.0	2.3	32.120	D
4 - Chart Road NE	1368	342	130	1583	0.864	1345	1335	0.0	5.8	14.298	B

08:00 - 08:15

Arm	Total Demand (PCU/hr)	Junction Arrivals (PCU)	Circulating flow (PCU/hr)	Capacity (PCU/hr)	RFC	Throughput (PCU/hr)	Throughput (exit side) (PCU/hr)	Start queue (PCU)	End queue (PCU)	Delay (s)	Unsignalised level of service
1 - Brookfield Road	910	227	1002	790	1.152	778	679	5.0	37.9	114.247	F
2 - A28 (Great Chart Bypass)	1173	293	630	669	1.754	669	1149	75.3	201.4	752.082	F
3 - Chart Road NW	300	75	1237	340	0.884	289	62	2.3	5.0	61.583	F
4 - Chart Road NE	1633	408	143	1575	1.037	1538	1383	5.8	29.7	52.220	F

08:15 - 08:30

Arm	Total Demand (PCU/hr)	Junction Arrivals (PCU)	Circulating flow (PCU/hr)	Capacity (PCU/hr)	RFC	Throughput (PCU/hr)	Throughput (exit side) (PCU/hr)	Start queue (PCU)	End queue (PCU)	Delay (s)	Unsignalised level of service
1 - Brookfield Road	1114	279	1023	772	1.443	772	700	37.9	123.5	386.087	F
2 - A28 (Great Chart Bypass)	1437	359	626	672	2.139	672	1169	201.4	392.7	1599.295	F
3 - Chart Road NW	368	92	1236	341	1.079	328	62	5.0	15.0	135.245	F
4 - Chart Road NE	2001	500	156	1569	1.275	1567	1408	29.7	138.1	199.829	F

08:30 - 08:45

Arm	Total Demand (PCU/hr)	Junction Arrivals (PCU)	Circulating flow (PCU/hr)	Capacity (PCU/hr)	RFC	Throughput (PCU/hr)	Throughput (exit side) (PCU/hr)	Start queue (PCU)	End queue (PCU)	Delay (s)	Unsignalised level of service
1 - Brookfield Road	1114	279	1023	772	1.443	772	702	123.5	209.1	782.896	F
2 - A28 (Great Chart Bypass)	1437	359	626	672	2.139	672	1169	392.7	584.0	2622.960	F
3 - Chart Road NW	368	92	1236	341	1.079	335	62	15.0	23.1	226.602	F
4 - Chart Road NE	2001	500	158	1567	1.276	1567	1413	138.1	246.5	446.212	F

08:45 - 09:00

Arm	Total Demand (PCU/hr)	Junction Arrivals (PCU)	Circulating flow (PCU/hr)	Capacity (PCU/hr)	RFC	Throughput (PCU/hr)	Throughput (exit side) (PCU/hr)	Start queue (PCU)	End queue (PCU)	Delay (s)	Unsignalised level of service
1 - Brookfield Road	910	227	1023	772	1.179	772	700	209.1	243.6	1062.014	F
2 - A28 (Great Chart Bypass)	1173	293	626	672	1.746	672	1169	584.0	709.4	3469.420	F
3 - Chart Road NW	300	75	1236	341	0.881	326	62	23.1	16.6	223.269	F
4 - Chart Road NE	1633	408	155	1569	1.041	1568	1407	246.5	262.8	587.768	F

09:00 - 09:15

Arm	Total Demand (PCU/hr)	Junction Arrivals (PCU)	Circulating flow (PCU/hr)	Capacity (PCU/hr)	RFC	Throughput (PCU/hr)	Throughput (exit side) (PCU/hr)	Start queue (PCU)	End queue (PCU)	Delay (s)	Unsignalised level of service
1 - Brookfield Road	762	190	1021	774	0.985	771	694	243.6	241.4	1133.036	F
2 - A28 (Great Chart Bypass)	982	246	625	672	1.461	672	1167	709.4	786.9	4011.584	F
3 - Chart Road NW	251	63	1235	341	0.738	303	62	16.6	3.6	111.268	F
4 - Chart Road NE	1368	342	148	1573	0.870	1567	1391	262.8	213.1	547.049	F

2032 With Development, PM

Data Errors and Warnings

No errors or warnings

Junction Network

Junctions

Junction	Name	Junction type	Use circulating lanes	Arm order	Junction Delay (s)	Junction LOS
1	Matalan Roundabout	Standard Roundabout		1, 2, 3, 4	1329.10	F

Junction Network Options

Driving side	Lighting
Left	Normal/unknown

Traffic Demand

Demand Set Details

ID	Scenario name	Time Period name	Traffic profile type	Start time (HH:mm)	Finish time (HH:mm)	Time segment length (min)	Run automatically
D6	2032 With Development	PM	ONE HOUR	16:45	18:15	15	✓

Vehicle mix varies over turn	Vehicle mix varies over entry	Vehicle mix source	PCU Factor for a HV (PCU)
✓	✓	HV Percentages	2.00

Demand overview (Traffic)

Arm	Linked arm	Profile type	Use O-D data	Average Demand (PCU/hr)	Scaling Factor (%)
1 - Brookfield Road		ONE HOUR	✓	926	100.000
2 - A28 (Great Chart Bypass)		ONE HOUR	✓	968	100.000
3 - Chart Road NW		ONE HOUR	✓	280	100.000
4 - Chart Road NE		ONE HOUR	✓	2176	100.000

Origin-Destination Data

Demand (PCU/hr)

		To			
		1 - Brookfield Road	2 - A28 (Great Chart Bypass)	3 - Chart Road NW	4 - Chart Road NE
From	1 - Brookfield Road	2	178	93	653
	2 - A28 (Great Chart Bypass)	106	0	2	860
	3 - Chart Road NW	75	8	0	197
	4 - Chart Road NE	784	1332	58	2

Vehicle Mix

Heavy Vehicle Percentages

		To			
		1 - Brookfield Road	2 - A28 (Great Chart Bypass)	3 - Chart Road NW	4 - Chart Road NE
From	1 - Brookfield Road	0	1	1	0
	2 - A28 (Great Chart Bypass)	0	0	0	2
	3 - Chart Road NW	0	0	0	1
	4 - Chart Road NE	1	1	0	0

Results

Results Summary for whole modelled period

Arm	Max RFC	Max Delay (s)	Max Queue (PCU)	Max LOS	Average Demand (PCU/hr)	Total Junction Arrivals (PCU)
1 - Brookfield Road	1.30	694.95	155.4	F	850	1275
2 - A28 (Great Chart Bypass)	1.67	1992.63	365.6	F	888	1332
3 - Chart Road NW	0.84	55.69	4.4	F	257	385
4 - Chart Road NE	1.53	1467.66	650.1	F	1997	2995

Main Results for each time segment

16:45 - 17:00

Arm	Total Demand (PCU/hr)	Junction Arrivals (PCU)	Circulating flow (PCU/hr)	Capacity (PCU/hr)	RFC	Throughput (PCU/hr)	Throughput (exit side) (PCU/hr)	Start queue (PCU)	End queue (PCU)	Delay (s)	Unsignalised level of service
1 - Brookfield Road	697	174	982	806	0.865	676	679	0.0	5.2	24.844	C
2 - A28 (Great Chart Bypass)	729	182	588	698	1.045	659	1070	0.0	17.4	63.271	F
3 - Chart Road NW	211	53	1137	401	0.525	207	110	0.0	1.1	18.234	C
4 - Chart Road NE	1638	410	135	1580	1.037	1526	1209	0.0	28.2	42.915	E

17:00 - 17:15

Arm	Total Demand (PCU/hr)	Junction Arrivals (PCU)	Circulating flow (PCU/hr)	Capacity (PCU/hr)	RFC	Throughput (PCU/hr)	Throughput (exit side) (PCU/hr)	Start queue (PCU)	End queue (PCU)	Delay (s)	Unsignalised level of service
1 - Brookfield Road	832	208	1013	781	1.066	760	706	5.2	23.4	83.503	F
2 - A28 (Great Chart Bypass)	870	218	657	651	1.338	649	1115	17.4	72.7	264.935	F
3 - Chart Road NW	252	63	1186	371	0.678	248	120	1.1	1.9	28.656	D
4 - Chart Road NE	1956	489	146	1574	1.243	1572	1288	28.2	124.2	181.923	F

17:15 - 17:30

Arm	Total Demand (PCU/hr)	Junction Arrivals (PCU)	Circulating flow (PCU/hr)	Capacity (PCU/hr)	RFC	Throughput (PCU/hr)	Throughput (exit side) (PCU/hr)	Start queue (PCU)	End queue (PCU)	Delay (s)	Unsignalised level of service
1 - Brookfield Road	1020	255	1010	783	1.303	781	716	23.4	83.0	256.622	F
2 - A28 (Great Chart Bypass)	1066	266	674	639	1.669	639	1117	72.7	179.5	720.663	F
3 - Chart Road NW	308	77	1191	368	0.838	300	122	1.9	4.0	48.026	E
4 - Chart Road NE	2396	599	161	1566	1.530	1566	1331	124.2	331.7	528.555	F

17:30 - 17:45

Arm	Total Demand (PCU/hr)	Junction Arrivals (PCU)	Circulating flow (PCU/hr)	Capacity (PCU/hr)	RFC	Throughput (PCU/hr)	Throughput (exit side) (PCU/hr)	Start queue (PCU)	End queue (PCU)	Delay (s)	Unsignalised level of service
1 - Brookfield Road	1020	255	1010	783	1.302	783	717	83.0	142.2	526.723	F
2 - A28 (Great Chart Bypass)	1066	266	675	638	1.671	638	1117	179.5	286.5	1322.798	F
3 - Chart Road NW	308	77	1192	368	0.838	307	122	4.0	4.4	55.689	F
4 - Chart Road NE	2396	599	162	1565	1.531	1565	1336	331.7	539.5	1002.646	F

17:45 - 18:00

Arm	Total Demand (PCU/hr)	Junction Arrivals (PCU)	Circulating flow (PCU/hr)	Capacity (PCU/hr)	RFC	Throughput (PCU/hr)	Throughput (exit side) (PCU/hr)	Start queue (PCU)	End queue (PCU)	Delay (s)	Unsignalised level of service
1 - Brookfield Road	832	208	1013	780	1.067	780	708	142.2	155.4	694.948	F
2 - A28 (Great Chart Bypass)	870	218	673	640	1.361	639	1120	286.5	344.2	1777.128	F
3 - Chart Road NW	252	63	1191	368	0.684	260	122	4.4	2.4	35.523	E
4 - Chart Road NE	1956	489	149	1572	1.244	1572	1302	539.5	635.4	1345.971	F

18:00 - 18:15

Arm	Total Demand (PCU/hr)	Junction Arrivals (PCU)	Circulating flow (PCU/hr)	Capacity (PCU/hr)	RFC	Throughput (PCU/hr)	Throughput (exit side) (PCU/hr)	Start queue (PCU)	End queue (PCU)	Delay (s)	Unsignalised level of service
1 - Brookfield Road	697	174	1017	777	0.897	772	699	155.4	136.6	680.932	F
2 - A28 (Great Chart Bypass)	729	182	667	643	1.133	643	1122	344.2	365.6	1992.629	F
3 - Chart Road NW	211	53	1190	369	0.571	215	121	2.4	1.4	24.026	C
4 - Chart Road NE	1638	410	136	1580	1.037	1580	1269	635.4	650.1	1467.658	F

Appendix C A28/Loudon Way Junction Capacity Assessment

C&A Standard Linsig Report

User and Project Details

Project:	**23-036-LSG-001 Loudon Way/Chart Road**
Title:	
Location:	
Date Completed:	08/08/2024
Model Assumptions:	Note: 1. Signal data from KCC
File name:	23-036-LSG-001 Loudon Way-Chart Road - CT 90s.lsg3x

Scenario 3: '2032 Forecast Baseline, AM' (FG3: '2032 Forecast Baseline, AM', Plan 1: 'Network Control Plan 1')

Junction Layout Diagram

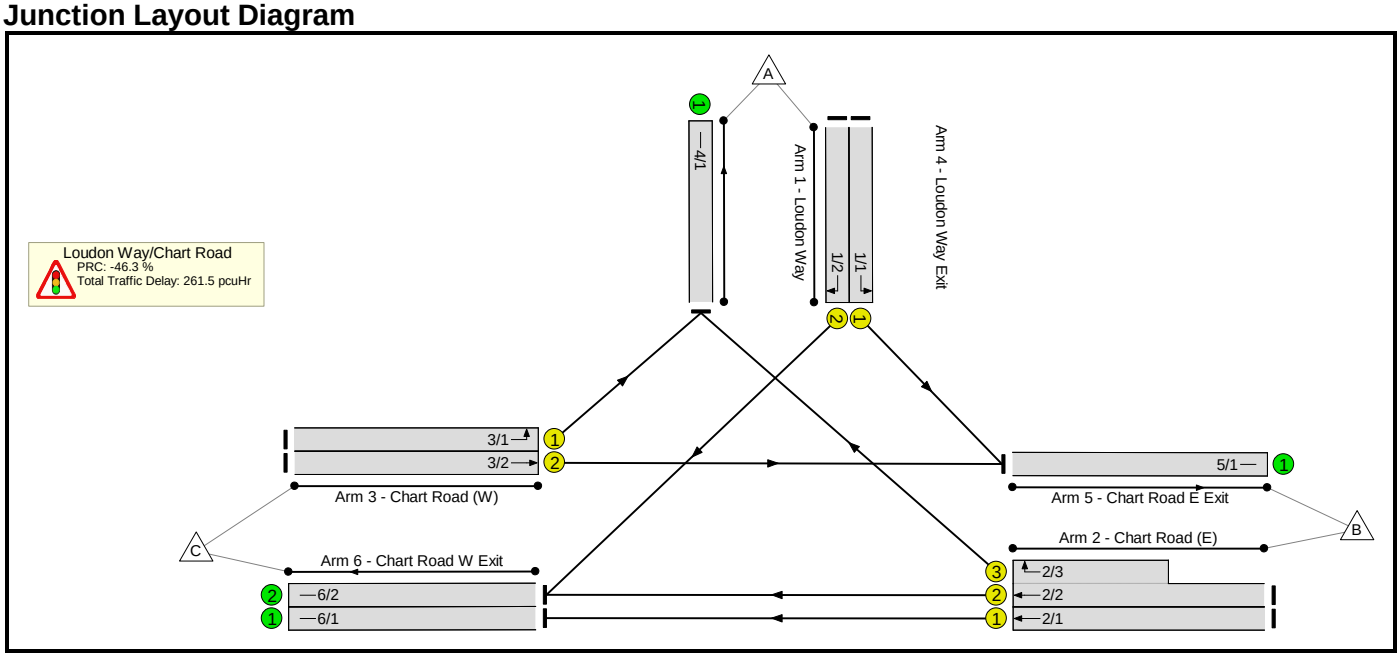

Phase Diagram

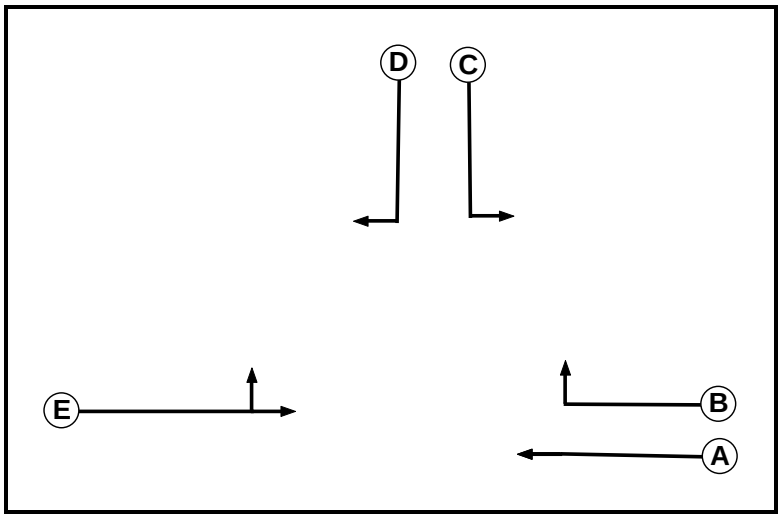

Phase Intergreens Matrix

		Starting Phase				
		A	B	C	D	E
Terminating Phase	A		-	-	5	-
	B	-		-	5	6
	C	-	-		-	5
	D	5	5	-		5
	E	-	5	7	7	

Stage Sequence Diagram

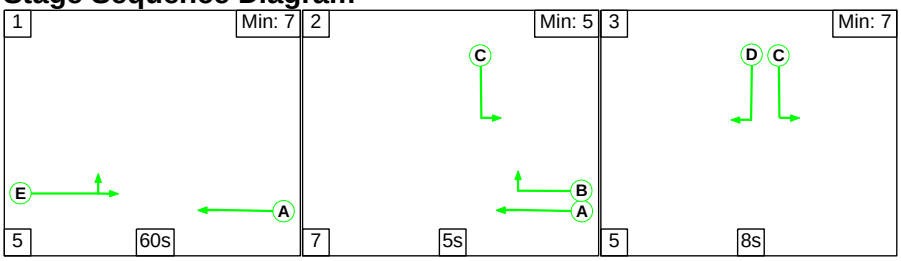

Signal Timings Diagram

Scenario 1: '2023 Observed, AM' (FG1: '2023 Observed, AM', Plan 1: 'Network Control Plan 1')

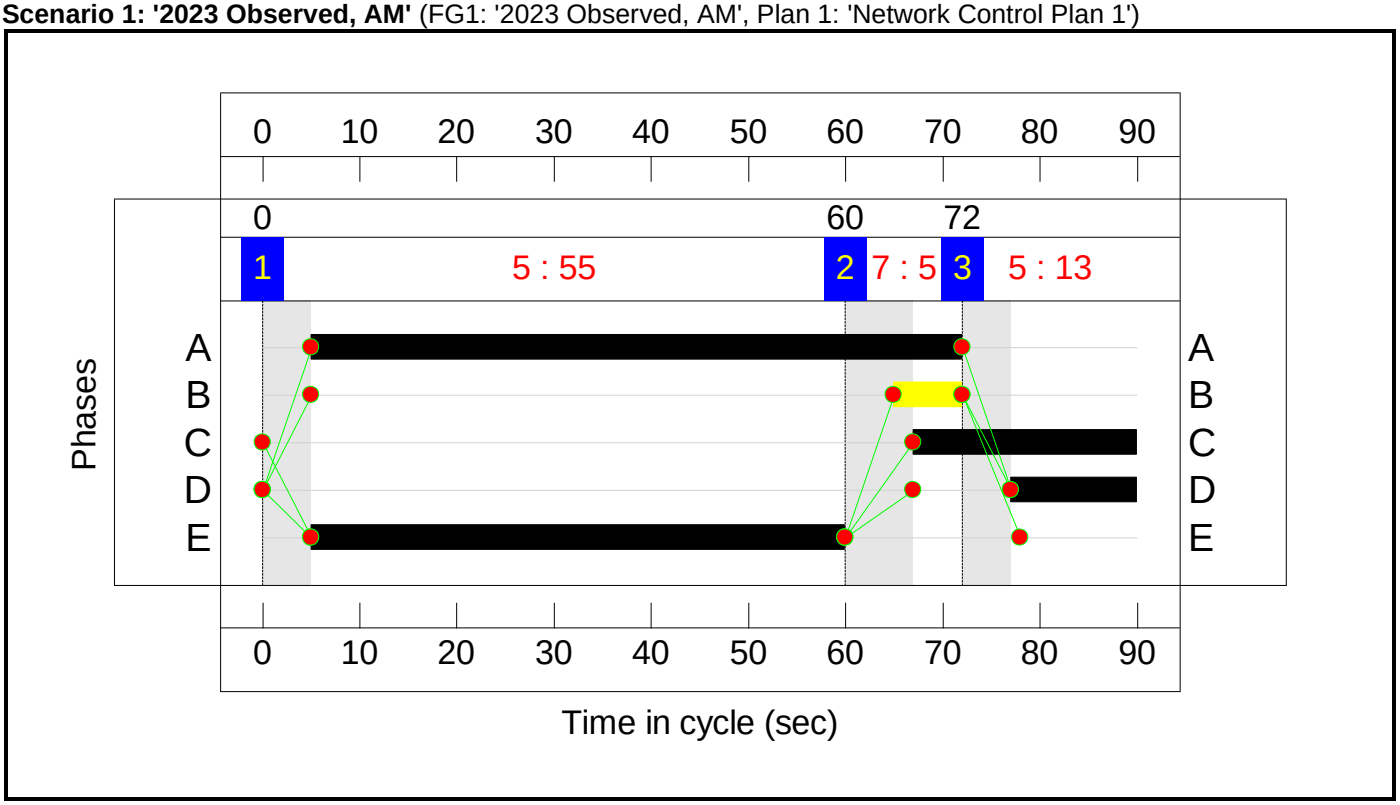

Traffic Flows, Actual

Actual Flow :

		Destination			
		A	B	C	Tot.
Origin	A	0	208	202	410
	B	101	0	1064	1165
	C	152	994	0	1146
	Tot.	253	1202	1266	2721

Link Results

Item	Lane Description	Lane Type	Full Phase	Arrow Phase	Num Greens	Total Green (s)	Arrow Green (s)	Demand Flow (pcu)	Sat Flow (pcu/Hr)	Capacity (pcu)	Deg Sat (%)	Turners In Gaps (pcu)	Turners When Unopposed (pcu)	Turners In Intergreen (pcu)	Total Delay (pcuHr)	Av. Delay Per PCU (s/pcu)	Mean Max Queue (pcu)
Network	**-**	**-**	**-**		**-**	**-**	**-**	**-**	**-**	**-**	**83.4%**	**0**	**0**	**0**	**17.7**	**-**	**-**
Loudon Way/Chart Road	**-**	**-**	**-**		**-**	**-**	**-**	**-**	**-**	**-**	**83.4%**	**0**	**0**	**0**	**17.7**	**-**	**-**
1/1	Loudon Way Left	U	C		1	23	-	208	1741	464	44.8%	-	-	-	2.0	34.5	4.7
1/2	Loudon Way Right	U	D		1	13	-	202	1641	255	79.1%	-	-	-	3.8	68.3	6.6
2/1	Chart Road (E) Ahead	U	A		1	67	-	1064	1915	1447	73.5%	-	-	-	3.2	10.7	15.9
2/2+2/3	Chart Road (E) Right Ahead	U	A B		1	67:7	-	101	2055:1641	0+146	0.0 : 69.2%	-	-	-	2.2	78.1	3.5
3/1	Chart Road (W) Left	U	E		1	55	-	152	1741	1083	14.0%	-	-	-	0.4	9.0	1.6
3/2	Chart Road (W) Ahead	U	E		1	55	-	994	1915	1192	83.4%	-	-	-	6.1	22.2	21.8

C1 PRC for Signalled Lanes (%): 7.9 Total Delay for Signalled Lanes (pcuHr): 17.70 Cycle Time (s): 90
PRC Over All Lanes (%): 7.9 Total Delay Over All Lanes(pcuHr): 17.70

Signal Timings Diagram

Scenario 2: '2023 Observed, PM' (FG2: '2023 Observed, PM', Plan 1: 'Network Control Plan 1')

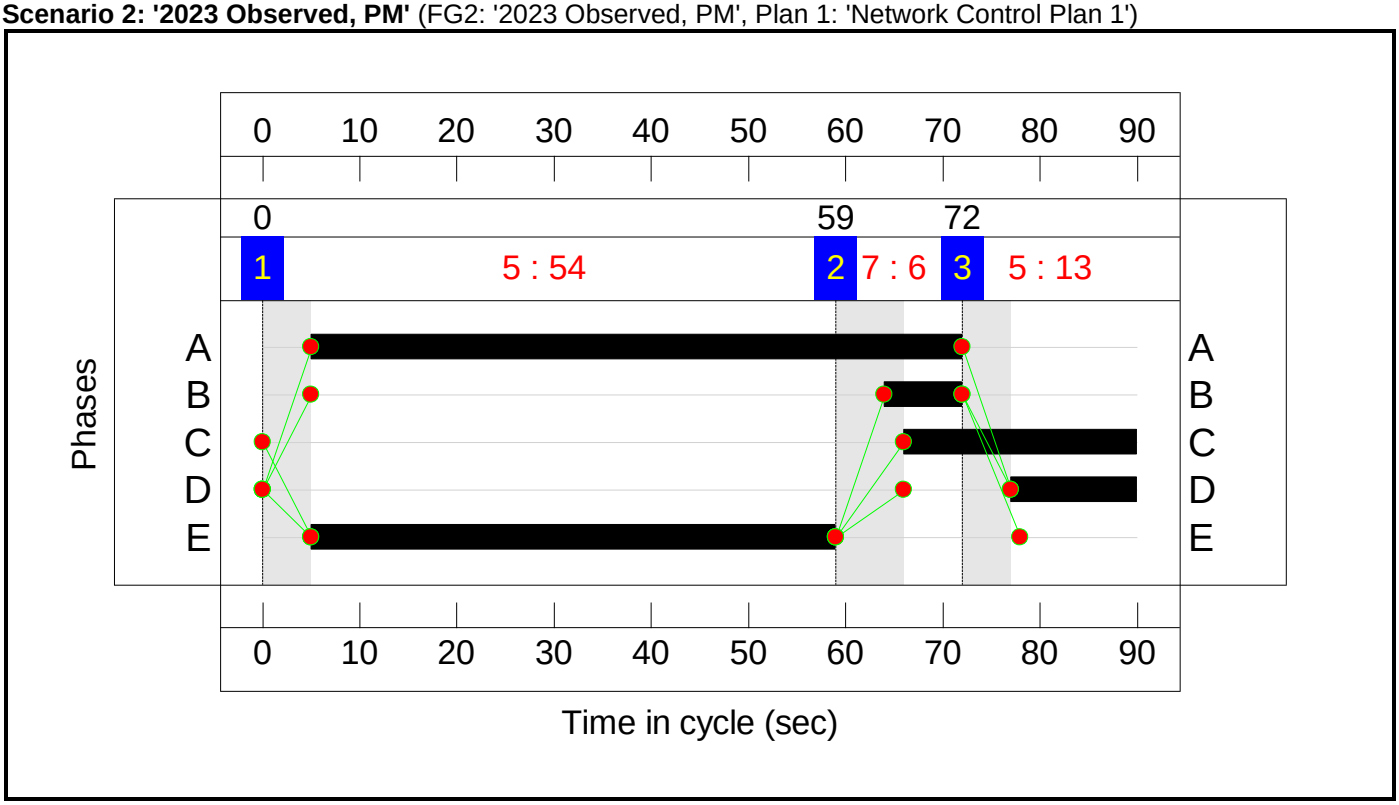

Traffic Flows, Actual

Actual Flow :

		Destination			
		A	B	C	Tot.
Origin	A	0	125	189	314
	B	122	0	1005	1127
	C	207	890	0	1097
	Tot.	329	1015	1194	2538

Link Results

Item	Lane Description	Lane Type	Full Phase	Arrow Phase	Num Greens	Total Green (s)	Arrow Green (s)	Demand Flow (pcu)	Sat Flow (pcu/Hr)	Capacity (pcu)	Deg Sat (%)	Turners In Gaps (pcu)	Turners When Unopposed (pcu)	Turners In Intergreen (pcu)	Total Delay (pcuHr)	Av. Delay Per PCU (s/pcu)	Mean Max Queue (pcu)
Network	**-**	**-**	**-**		**-**	**-**	**-**	**-**	**-**	**-**	**76.1%**	**0**	**0**	**0**	**15.0**	**-**	**-**
Loudon Way/Chart Road	**-**	**-**	**-**		**-**	**-**	**-**	**-**	**-**	**-**	**76.1%**	**0**	**0**	**0**	**15.0**	**-**	**-**
1/1	Loudon Way Left	U	C		1	24	-	125	1741	484	25.8%	-	-	-	1.1	30.3	2.6
1/2	Loudon Way Right	U	D		1	13	-	189	1641	255	74.0%	-	-	-	3.3	62.4	5.8
2/1	Chart Road (E) Ahead	U	A		1	67	-	1005	1915	1447	69.5%	-	-	-	2.7	9.7	14.0
2/2+2/3	Chart Road (E) Right Ahead	U	A B		1	67:8	-	122	2055:1641	0+164	0.0 : 74.3%	-	-	-	2.7	79.6	4.3
3/1	Chart Road (W) Left	U	E		1	54	-	207	1741	1064	19.5%	-	-	-	0.6	9.8	2.4
3/2	Chart Road (W) Ahead	U	E		1	54	-	890	1915	1170	76.1%	-	-	-	4.7	19.1	17.6

C1 PRC for Signalled Lanes (%): 18.3 Total Delay for Signalled Lanes (pcuHr): 15.01 Cycle Time (s): 90
PRC Over All Lanes (%): 18.3 Total Delay Over All Lanes(pcuHr): 15.01

Signal Timings Diagram

Scenario 3: '2032 Forecast Baseline, AM' (FG3: '2032 Forecast Baseline, AM', Plan 1: 'Network Control Plan 1')

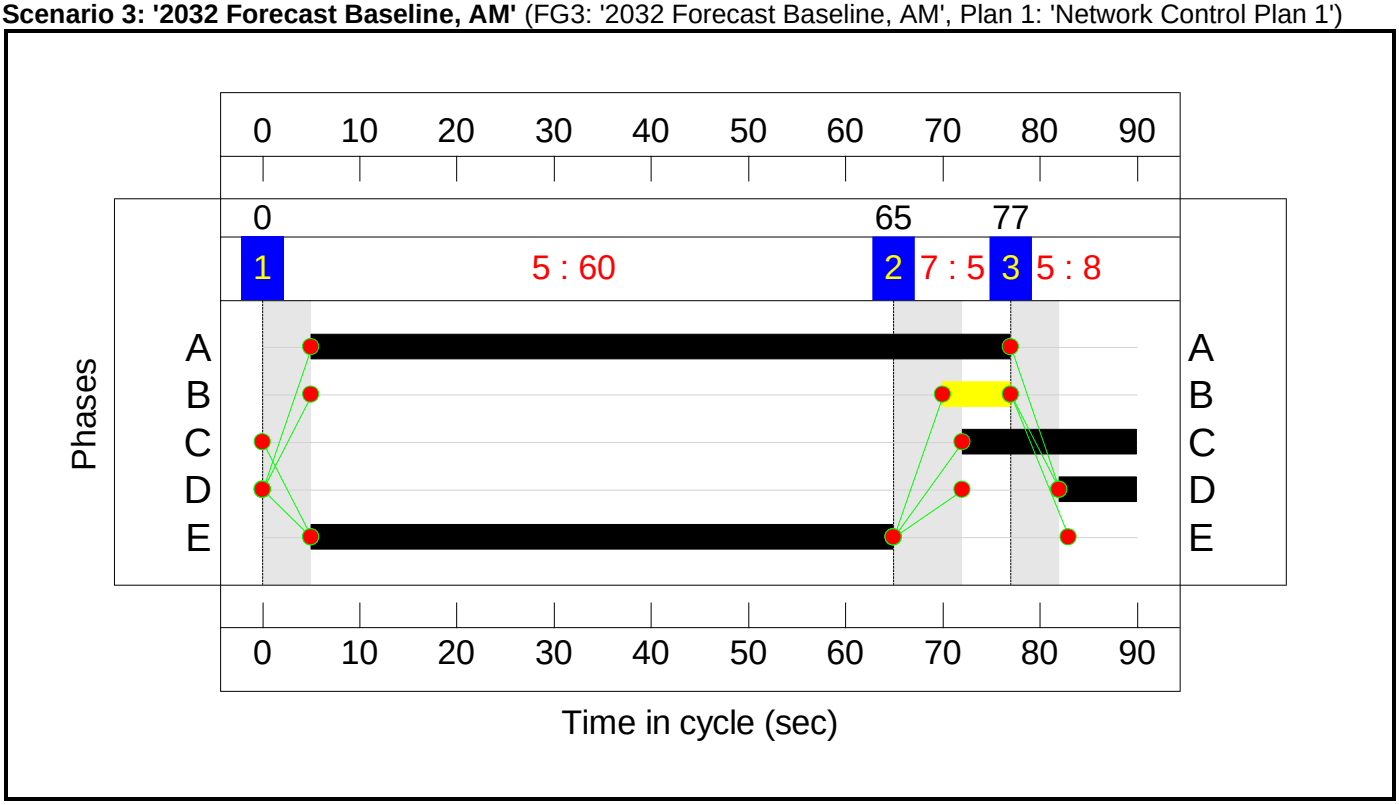

Traffic Flows, Actual

Actual Flow :

		Destination			
		A	B	C	Tot.
Origin	A	0	222	216	438
	B	108	0	1508	1616
	C	163	1693	0	1856
	Tot.	271	1915	1724	3910

Link Results

Item	Lane Description	Lane Type	Full Phase	Arrow Phase	Num Greens	Total Green (s)	Arrow Green (s)	Demand Flow (pcu)	Sat Flow (pcu/Hr)	Capacity (pcu)	Deg Sat (%)	Turners In Gaps (pcu)	Turners When Unopposed (pcu)	Turners In Intergreen (pcu)	Total Delay (pcuHr)	Av. Delay Per PCU (s/pcu)	Mean Max Queue (pcu)
Network	**-**	**-**	**-**		**-**	**-**	**-**	**-**	**-**	**-**	**131.6%**	**0**	**0**	**0**	**261.5**	**-**	**-**
Loudon Way/Chart Road	**-**	**-**	**-**		**-**	**-**	**-**	**-**	**-**	**-**	**131.6%**	**0**	**0**	**0**	**261.5**	**-**	**-**
1/1	Loudon Way Left	U	C		1	18	-	222	1741	368	60.4%	-	-	-	2.7	44.3	5.7
1/2	Loudon Way Right	U	D		1	8	-	216	1641	164	131.6%	-	-	-	32.9	549.0	35.7
2/1	Chart Road (E) Ahead	U	A		1	72	-	758	1915	1553	48.8%	-	-	-	1.0	4.9	6.4
2/2+2/3	Chart Road (E) Right Ahead	U	A B		1	72:7	-	858	2055:1641	1464+146	51.2 : 74.0%	-	-	-	2.3	9.6	6.0
3/1	Chart Road (W) Left	U	E		1	60	-	163	1741	1180	13.8%	-	-	-	0.3	6.9	1.5
3/2	Chart Road (W) Ahead	U	E		1	60	-	1693	1915	1298	130.4%	-	-	-	222.2	472.4	251.8

C1 PRC for Signalled Lanes (%): -46.3 Total Delay for Signalled Lanes (pcuHr): 261.48 Cycle Time (s): 90
PRC Over All Lanes (%): -46.3 Total Delay Over All Lanes(pcuHr): 261.48

Signal Timings Diagram

Scenario 4: '2032 Forecast Baseline, PM' (FG4: '2032 Forecast Baseline, PM', Plan 1: 'Network Control Plan 1')

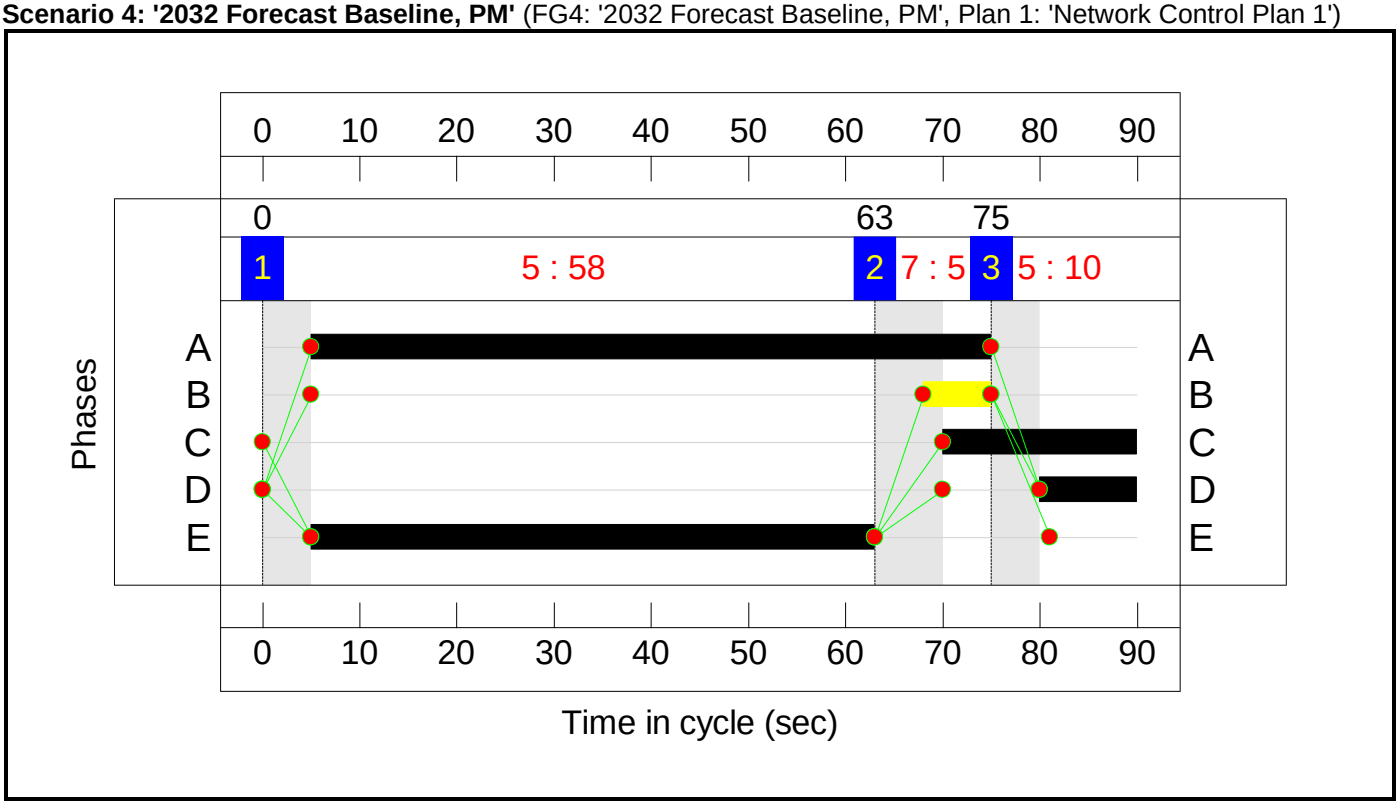

Traffic Flows, Actual

Actual Flow :

		Destination			
		A	B	C	Tot.
Origin	A	0	134	203	337
	B	131	0	1638	1769
	C	222	1334	0	1556
	Tot.	353	1468	1841	3662

Link Results

Item	Lane Description	Lane Type	Full Phase	Arrow Phase	Num Greens	Total Green (s)	Arrow Green (s)	Demand Flow (pcu)	Sat Flow (pcu/Hr)	Capacity (pcu)	Deg Sat (%)	Turners In Gaps (pcu)	Turners When Unopposed (pcu)	Turners In Intergreen (pcu)	Total Delay (pcuHr)	Av. Delay Per PCU (s/pcu)	Mean Max Queue (pcu)
Network	**-**	**-**	**-**		**-**	**-**	**-**	**-**	**-**	**-**	**106.3%**	**0**	**0**	**0**	**71.7**	**-**	**-**
Loudon Way/Chart Road	**-**	**-**	**-**		**-**	**-**	**-**	**-**	**-**	**-**	**106.3%**	**0**	**0**	**0**	**71.7**	**-**	**-**
1/1	Loudon Way Left	U	C		1	20	-	134	1741	406	33.0%	-	-	-	1.3	35.3	3.0
1/2	Loudon Way Right	U	D		1	10	-	203	1641	201	101.2%	-	-	-	10.1	179.3	12.9
2/1	Chart Road (E) Ahead	U	A		1	70	-	834	1915	1511	55.2%	-	-	-	1.4	6.2	8.3
2/2+2/3	Chart Road (E) Right Ahead	U	A B		1	70:7	-	935	2055:1641	1405+146	57.2 : 89.8%	-	-	-	3.0	11.4	7.7
3/1	Chart Road (W) Left	U	E		1	58	-	222	1741	1141	19.5%	-	-	-	0.5	8.1	2.3
3/2	Chart Road (W) Ahead	U	E		1	58	-	1334	1915	1255	106.3%	-	-	-	55.4	149.4	81.8

C1 PRC for Signalled Lanes (%): -18.1 Total Delay for Signalled Lanes (pcuHr): 71.70 Cycle Time (s): 90
PRC Over All Lanes (%): -18.1 Total Delay Over All Lanes(pcuHr): 71.70

Signal Timings Diagram

Scenario 5: '2032 With Development, AM' (FG5: '2032 With Development, AM', Plan 1: 'Network Control Plan 1')

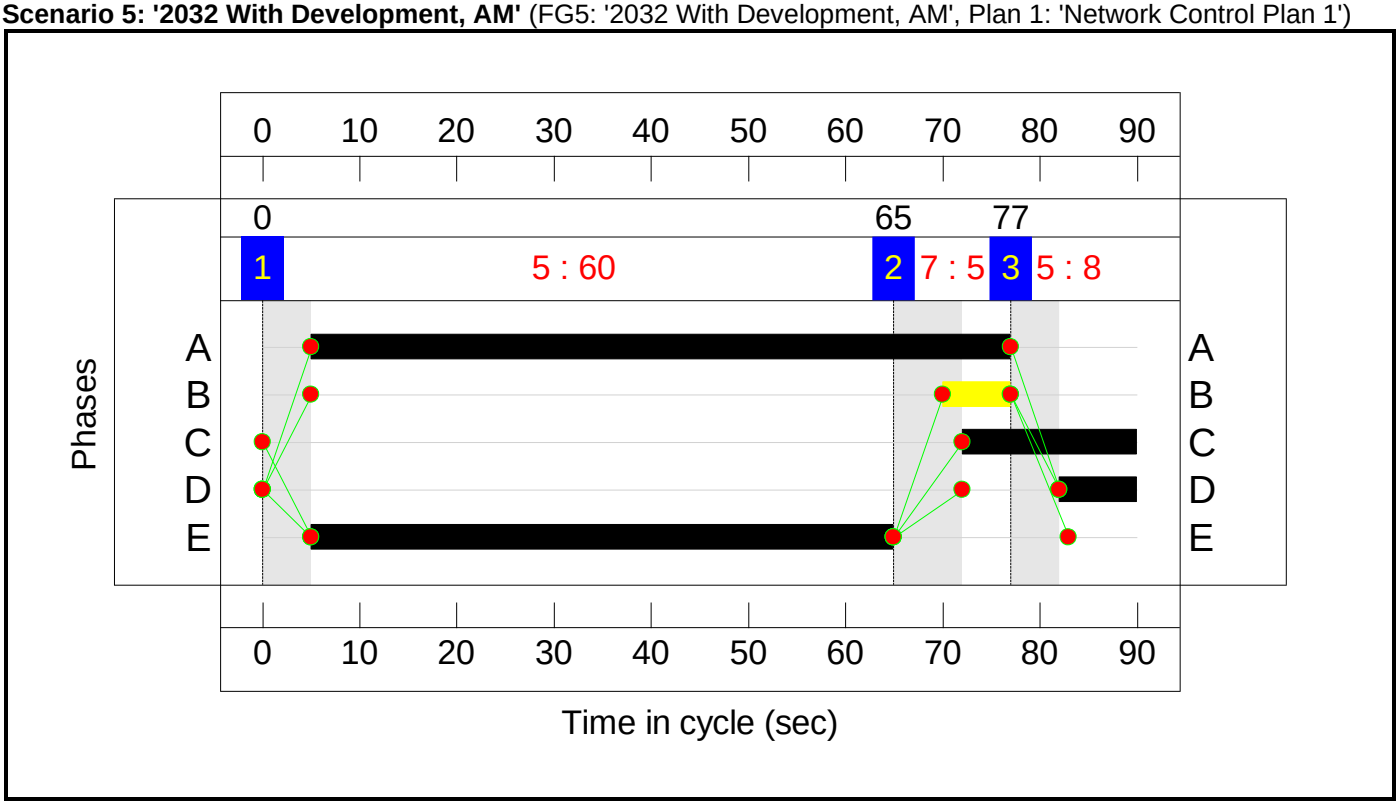

Traffic Flows, Actual

Actual Flow :

		Destination			
		A	B	C	Tot.
Origin	A	0	222	216	438
	B	108	0	1578	1686
	C	163	1895	0	2058
	Tot.	271	2117	1794	4182

Link Results

Item	Lane Description	Lane Type	Full Phase	Arrow Phase	Num Greens	Total Green (s)	Arrow Green (s)	Demand Flow (pcu)	Sat Flow (pcu/Hr)	Capacity (pcu)	Deg Sat (%)	Turners In Gaps (pcu)	Turners When Unopposed (pcu)	Turners In Intergreen (pcu)	Total Delay (pcuHr)	Av. Delay Per PCU (s/pcu)	Mean Max Queue (pcu)
Network	**-**	**-**	**-**		**-**	**-**	**-**	**-**	**-**	**-**	**146.0%**	**0**	**0**	**0**	**374.3**	**-**	**-**
Loudon Way/Chart Road	**-**	**-**	**-**		**-**	**-**	**-**	**-**	**-**	**-**	**146.0%**	**0**	**0**	**0**	**374.3**	**-**	**-**
1/1	Loudon Way Left	U	C		1	18	-	222	1741	368	60.4%	-	-	-	2.7	44.3	5.7
1/2	Loudon Way Right	U	D		1	8	-	216	1641	164	131.6%	-	-	-	32.9	549.0	35.7
2/1	Chart Road (E) Ahead	U	A		1	72	-	791	1915	1553	50.9%	-	-	-	1.1	5.1	6.7
2/2+2/3	Chart Road (E) Right Ahead	U	A B		1	72:7	-	895	2055:1641	1472+146	53.5 : 74.0%	-	-	-	2.4	9.6	6.5
3/1	Chart Road (W) Left	U	E		1	60	-	163	1741	1180	13.8%	-	-	-	0.3	6.9	1.5
3/2	Chart Road (W) Ahead	U	E		1	60	-	1895	1915	1298	146.0%	-	-	-	334.8	636.0	365.8

C1 PRC for Signalled Lanes (%): -62.2 Total Delay for Signalled Lanes (pcuHr): 374.30 Cycle Time (s): 90
PRC Over All Lanes (%): -62.2 Total Delay Over All Lanes(pcuHr): 374.30

Signal Timings Diagram

Scenario 6: '2032 With Development, PM' (FG6: '2032 With Development, PM', Plan 1: 'Network Control Plan 1')

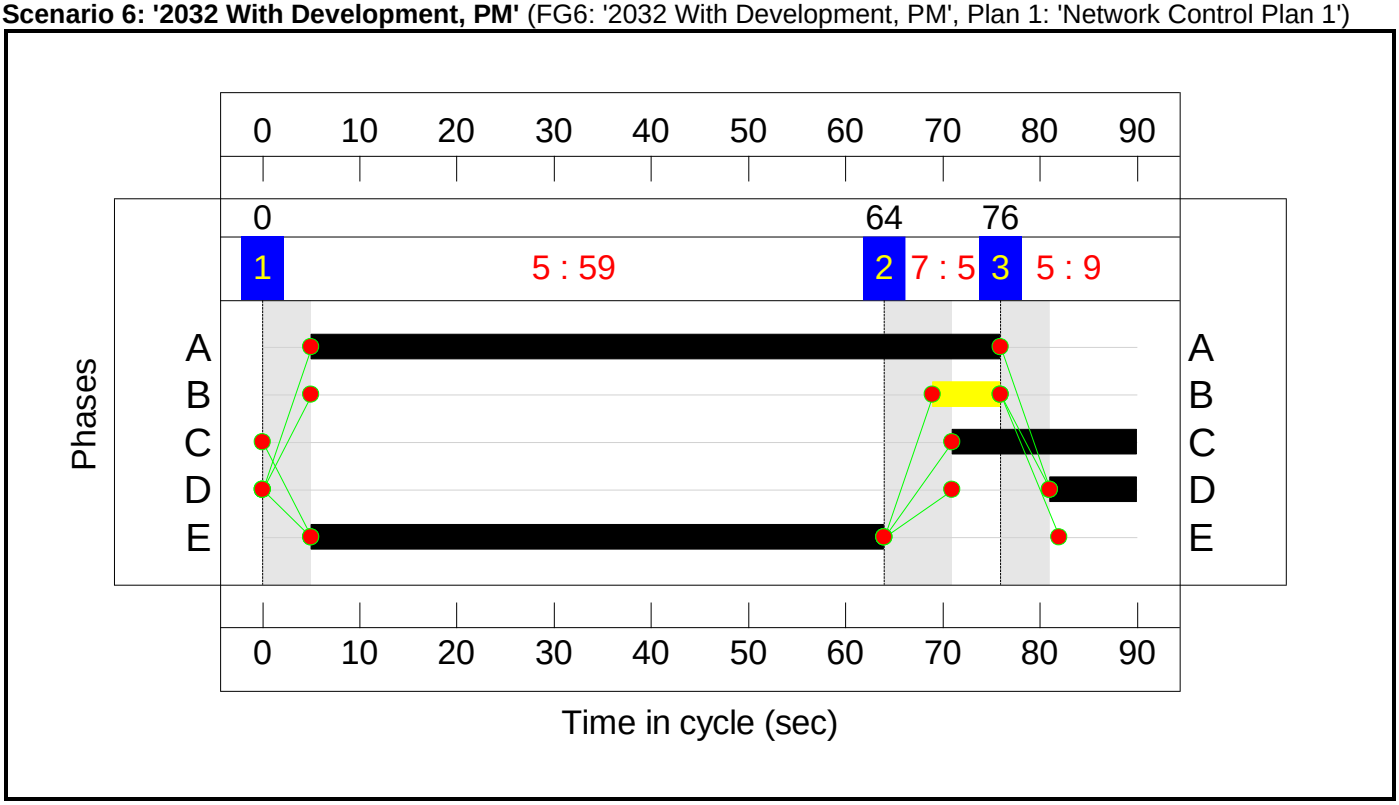

Traffic Flows, Actual

Actual Flow :

		Destination			
		A	B	C	Tot.
Origin	A	0	134	203	337
	B	131	0	1796	1927
	C	222	1413	0	1635
	Tot.	353	1547	1999	3899

Link Results

Item	Lane Description	Lane Type	Full Phase	Arrow Phase	Num Greens	Total Green (s)	Arrow Green (s)	Demand Flow (pcu)	Sat Flow (pcu/Hr)	Capacity (pcu)	Deg Sat (%)	Turners In Gaps (pcu)	Turners When Unopposed (pcu)	Turners In Intergreen (pcu)	Total Delay (pcuHr)	Av. Delay Per PCU (s/pcu)	Mean Max Queue (pcu)
Network	**-**	**-**	**-**		**-**	**-**	**-**	**-**	**-**	**-**	**111.3%**	**0**	**0**	**0**	**108.2**	**-**	**-**
Loudon Way/Chart Road	**-**	**-**	**-**		**-**	**-**	**-**	**-**	**-**	**-**	**111.3%**	**0**	**0**	**0**	**108.2**	**-**	**-**
1/1	Loudon Way Left	U	C		1	19	-	134	1741	387	34.6%	-	-	-	1.4	36.6	3.1
1/2	Loudon Way Right	U	D		1	9	-	203	1641	182	111.3%	-	-	-	17.3	306.3	19.9
2/1	Chart Road (E) Ahead	U	A		1	71	-	910	1915	1532	59.4%	-	-	-	1.6	6.3	9.3
2/2+2/3	Chart Road (E) Right Ahead	U	A B		1	71:7	-	1017	2055:1641	1440+146	61.5 : 89.8%	-	-	-	3.1	11.1	8.5
3/1	Chart Road (W) Left	U	E		1	59	-	222	1741	1161	19.1%	-	-	-	0.5	7.7	2.2
3/2	Chart Road (W) Ahead	U	E		1	59	-	1413	1915	1277	110.7%	-	-	-	84.3	214.8	111.7

C1 PRC for Signalled Lanes (%): -23.7 Total Delay for Signalled Lanes (pcuHr): 108.18 Cycle Time (s): 90
PRC Over All Lanes (%): -23.7 Total Delay Over All Lanes(pcuHr): 108.18

Appendix D Tank Roundabout Junction Capacity Assessment

Junctions 9

ARCADY 9 - Roundabout Module

Version: 9.5.1.7462
© Copyright TRL Limited, 2019

For sales and distribution information, program advice and maintenance, contact TRL:
+44 (0)1344 379777 software@trl.co.uk www.trlsoftware.co.uk

The users of this computer program for the solution of an engineering problem are in no way relieved of their responsibility for the correctness of the solution

Filename: 23-036-ARC-002 Tank Roundabout - Calibrated.j9
Path: Z:\Shared\Projects\23-036 Chart Road, Ashford\Trans\Arcady\TIA Review Assessment 2024 Aug
Report generation date: 09/08/2024 09:11:42

»2023 Observed Calibrated, AM
»2023 Observed Calibrated, PM
»2032 Forecast Baseline , AM
»2032 Forecast Baseline, PM
»2032 With Development, AM
»2032 With Development, PM

Summary of junction performance

	AM				PM			
	Set ID	Queue (PCU)	Delay (s)	RFC	Set ID	Queue (PCU)	Delay (s)	RFC
	2023 Observed Calibrated							
1 - Chart Road E	D1	13.1	116.35	1.00	D2	2.1	24.44	0.66
2 - Carlton Road		6.3	137.26	0.93		10.6	150.30	1.00
3 - A28 Chart Road		17.0	46.49	0.97		8.5	26.49	0.91
4 - Sir Henry Brackenbury Road		6.1	201.89	1.00		0.6	37.61	0.38
5 - A28 Templer Way		16.0	48.97	0.96		4.4	14.85	0.82
	2032 Forecast Baseline							
1 - Chart Road E	D3	70.0	740.95	1.32	D4	19.8	208.71	1.06
2 - Carlton Road		45.6	1298.06	1.49		167.2	4799.39	2.89
3 - A28 Chart Road		540.7	1325.39	1.49		157.1	380.09	1.19
4 - Sir Henry Brackenbury Road		28.8	1343.87	1.44		1.4	85.29	0.61
5 - A28 Templer Way		219.3	565.76	1.26		253.9	638.86	1.30
	2032 With Development							
1 - Chart Road E	D5	79.6	869.22	1.36	D6	21.8	227.28	1.08
2 - Carlton Road		54.7	1627.83	1.58		187.7	6346.18	3.18
3 - A28 Chart Road		801.7	1915.09	1.63		210.5	512.95	1.24
4 - Sir Henry Brackenbury Road		28.8	1332.98	1.43		1.4	85.57	0.61
5 - A28 Templer Way		269.5	674.03	1.30		402.9	1023.80	1.41

Values shown are the highest values encountered over all time segments. Delay is the maximum value of average delay per arriving vehicle.

File summary

File Description

Title	Chart Road Improvement Scheme
Location	Ashford
Site number	
Date	08/08/2024
Version	
Status	(new file)
Identifier	
Client	
Jobnumber	23-036
Enumerator	CA-LTP01\Dipendra Awasthi
Description	

Units

Distance units	Speed units	Traffic units input	Traffic units results	Flow units	Average delay units	Total delay units	Rate of delay units
m	kph	PCU	PCU	perHour	s	-Min	perMin

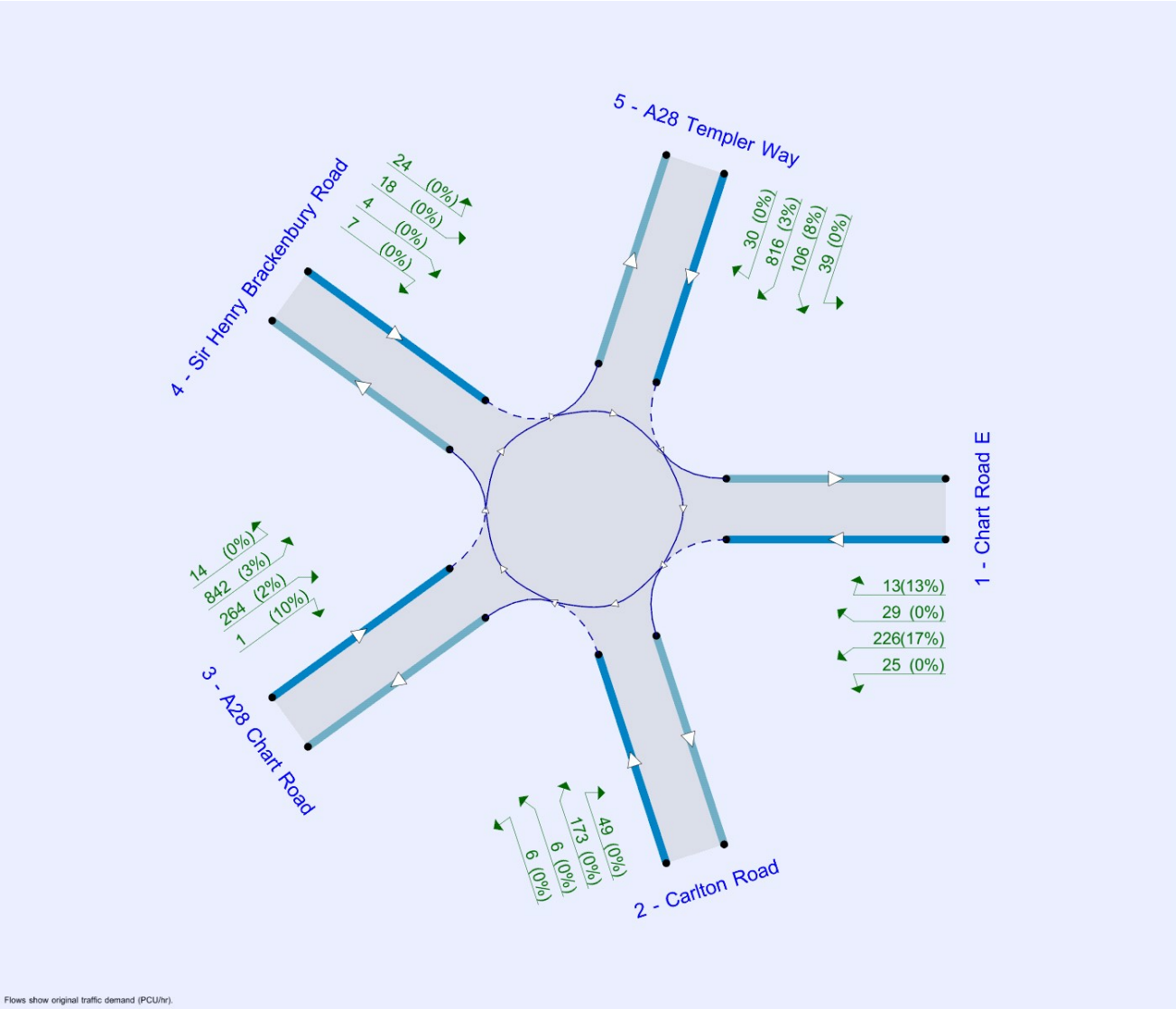

The junction diagram reflects the last run of Junctions.

Analysis Options

Vehicle length (m)	Calculate Queue Percentiles	Calculate detailed queueing delay	Calculate residual capacity	RFC Threshold	Average Delay threshold (s)	Queue threshold (PCU)
5.75				0.85	36.00	20.00

Demand Set Summary

ID	Scenario name	Time Period name	Traffic profile type	Start time (HH:mm)	Finish time (HH:mm)	Time segment length (min)	Run automatically
D1	2023 Observed Calibrated	AM	ONE HOUR	07:45	09:15	15	✓
D2	2023 Observed Calibrated	PM	ONE HOUR	16:45	18:15	15	✓
D3	2032 Forecast Baseline	AM	ONE HOUR	07:45	09:15	15	✓
D4	2032 Forecast Baseline	PM	ONE HOUR	16:45	18:15	15	✓
D5	2032 With Development	AM	ONE HOUR	07:45	09:15	15	✓
D6	2032 With Development	PM	ONE HOUR	16:45	18:15	15	✓

Analysis Set Details

ID	Include in report	Network flow scaling factor (%)	Network capacity scaling factor (%)
A1	✓	100.000	100.000

2023 Observed Calibrated, AM

Data Errors and Warnings

No errors or warnings

Junction Network

Junctions

Junction	Name	Junction type	Use circulating lanes	Arm order	Junction Delay (s)	Junction LOS
1	Tank Roundabout	Standard Roundabout		1, 2, 3, 4, 5	65.90	F

Junction Network Options

Driving side	Lighting
Left	Normal/unknown

Arms

Arms

Arm	Name	Description
1	Chart Road E	
2	Carlton Road	
3	A28 Chart Road	
4	Sir Henry Brackenbury Road	
5	A28 Templer Way	

Roundabout Geometry

Arm	V - Approach road half-width (m)	E - Entry width (m)	I' - Effective flare length (m)	R - Entry radius (m)	D - Inscribed circle diameter (m)	PHI - Conflict (entry) angle (deg)	Exit only
1 - Chart Road E	2.93	6.57	26.3	11.0	51.3	46.0	
2 - Carlton Road	3.84	6.47	4.6	12.1	51.3	43.0	
3 - A28 Chart Road	6.78	9.16	13.0	11.4	51.3	53.0	
4 - Sir Henry Brackenbury Road	3.66	4.61	4.3	32.4	51.3	27.0	
5 - A28 Templer Way	7.33	8.82	4.0	22.9	51.3	39.0	

Slope / Intercept / Capacity

Arm Intercept Adjustments

Arm	Type	Reason	Direct intercept adjustment (PCU/hr)
1 - Chart Road E	Direct	to match the observed queues	-436
2 - Carlton Road	Direct	to match the observed queues	-443
3 - A28 Chart Road	Direct	to match the observed queues	-641
4 - Sir Henry Brackenbury Road	Direct	to match the observed queues	-374
5 - A28 Templer Way	Direct	to match the observed queues	-756

Roundabout Slope and Intercept used in model

Arm	Final slope	Final intercept (PCU/hr)
1 - Chart Road E	0.537	1059
2 - Carlton Road	0.512	890
3 - A28 Chart Road	0.666	1575
4 - Sir Henry Brackenbury Road	0.539	942
5 - A28 Templer Way	0.720	1610

The slope and intercept shown above include any corrections and adjustments.

Traffic Demand

Demand Set Details

ID	Scenario name	Time Period name	Traffic profile type	Start time (HH:mm)	Finish time (HH:mm)	Time segment length (min)	Run automatically
D1	2023 Observed Calibrated	AM	ONE HOUR	07:45	09:15	15	✓

Vehicle mix varies over turn	Vehicle mix varies over entry	Vehicle mix source	PCU Factor for a HV (PCU)
✓	✓	HV Percentages	2.00

Demand overview (Traffic)

Arm	Linked arm	Profile type	Use O-D data	Average Demand (PCU/hr)	Scaling Factor (%)
1 - Chart Road E		ONE HOUR	✓	370	100.000
2 - Carlton Road		ONE HOUR	✓	159	100.000
3 - A28 Chart Road		ONE HOUR	✓	1259	100.000
4 - Sir Henry Brackenbury Road		ONE HOUR	✓	99	100.000
5 - A28 Templer Way		ONE HOUR	✓	1126	100.000

Origin-Destination Data

Demand (PCU/hr)

		To				
		1 - Chart Road E	2 - Carlton Road	3 - A28 Chart Road	4 - Sir Henry Brackenbury Road	5 - A28 Templer Way
From	1 - Chart Road E	0	40	298	14	18
	2 - Carlton Road	23	2	10	0	124
	3 - A28 Chart Road	321	9	0	8	921
	4 - Sir Henry Brackenbury Road	44	4	16	0	35
	5 - A28 Templer Way	41	159	906	13	7

Vehicle Mix

Heavy Vehicle Percentages

		To				
		1 - Chart Road E	2 - Carlton Road	3 - A28 Chart Road	4 - Sir Henry Brackenbury Road	5 - A28 Templer Way
From	1 - Chart Road E	0	4	1	0	3
	2 - Carlton Road	9	0	14	0	13
	3 - A28 Chart Road	1	4	0	0	4
	4 - Sir Henry Brackenbury Road	0	0	0	0	5
	5 - A28 Templer Way	2	13	5	11	0

Results

Results Summary for whole modelled period

Arm	Max RFC	Max Delay (s)	Max Queue (PCU)	Max LOS	Average Demand (PCU/hr)	Total Junction Arrivals (PCU)
1 - Chart Road E	1.00	116.35	13.1	F	340	509
2 - Carlton Road	0.93	137.26	6.3	F	146	219
3 - A28 Chart Road	0.97	46.49	17.0	E	1155	1733
4 - Sir Henry Brackenbury Road	1.00	201.89	6.1	F	91	136
5 - A28 Templer Way	0.96	48.97	16.0	E	1033	1550

Main Results for each time segment

07:45 - 08:00

Arm	Total Demand (PCU/hr)	Junction Arrivals (PCU)	Circulating flow (PCU/hr)	Capacity (PCU/hr)	RFC	Throughput (PCU/hr)	Throughput (exit side) (PCU/hr)	Start queue (PCU)	End queue (PCU)	Delay (s)	Unsignalised level of service
1 - Chart Road E	279	70	834	611	0.456	275	320	0.0	0.8	10.764	B
2 - Carlton Road	120	30	949	404	0.297	118	160	0.0	0.5	14.055	B
3 - A28 Chart Road	948	237	149	1475	0.643	941	918	0.0	1.8	6.858	A
4 - Sir Henry Brackenbury Road	75	19	1064	368	0.202	74	26	0.0	0.3	12.381	B
5 - A28 Templer Way	848	212	313	1385	0.612	841	825	0.0	1.6	6.937	A

08:00 - 08:15

Arm	Total Demand (PCU/hr)	Junction Arrivals (PCU)	Circulating flow (PCU/hr)	Capacity (PCU/hr)	RFC	Throughput (PCU/hr)	Throughput (exit side) (PCU/hr)	Start queue (PCU)	End queue (PCU)	Delay (s)	Unsignalised level of service
1 - Chart Road E	333	83	997	523	0.636	329	383	0.8	1.7	18.497	C
2 - Carlton Road	143	36	1135	308	0.464	141	191	0.5	0.9	23.954	C
3 - A28 Chart Road	1132	283	179	1456	0.778	1125	1098	1.8	3.4	11.031	B
4 - Sir Henry Brackenbury Road	89	22	1273	256	0.348	88	31	0.3	0.5	21.694	C
5 - A28 Templer Way	1012	253	374	1341	0.755	1006	987	1.6	3.1	11.213	B

08:15 - 08:30

Arm	Total Demand (PCU/hr)	Junction Arrivals (PCU)	Circulating flow (PCU/hr)	Capacity (PCU/hr)	RFC	Throughput (PCU/hr)	Throughput (exit side) (PCU/hr)	Start queue (PCU)	End queue (PCU)	Delay (s)	Unsignalised level of service
1 - Chart Road E	407	102	1190	420	0.970	380	454	1.7	8.5	67.529	F
2 - Carlton Road	175	44	1343	202	0.867	162	226	0.9	4.2	84.094	F
3 - A28 Chart Road	1386	347	206	1437	0.964	1346	1299	3.4	13.4	31.768	D
4 - Sir Henry Brackenbury Road	109	27	1515	125	0.873	98	37	0.5	3.4	108.698	F
5 - A28 Templer Way	1240	310	441	1292	0.959	1202	1172	3.1	12.6	33.293	D

08:30 - 08:45

Arm	Total Demand (PCU/hr)	Junction Arrivals (PCU)	Circulating flow (PCU/hr)	Capacity (PCU/hr)	RFC	Throughput (PCU/hr)	Throughput (exit side) (PCU/hr)	Start queue (PCU)	End queue (PCU)	Delay (s)	Unsignalised level of service
1 - Chart Road E	407	102	1213	407	1.000	389	462	8.5	13.1	116.354	F
2 - Carlton Road	175	44	1371	188	0.933	166	231	4.2	6.3	137.263	F
3 - A28 Chart Road	1386	347	211	1434	0.967	1372	1326	13.4	17.0	46.493	E
4 - Sir Henry Brackenbury Road	109	27	1546	109	1.004	98	38	3.4	6.1	201.891	F
5 - A28 Templer Way	1240	310	449	1287	0.964	1226	1195	12.6	16.0	48.974	E

08:45 - 09:00

Arm	Total Demand (PCU/hr)	Junction Arrivals (PCU)	Circulating flow (PCU/hr)	Capacity (PCU/hr)	RFC	Throughput (PCU/hr)	Throughput (exit side) (PCU/hr)	Start queue (PCU)	End queue (PCU)	Delay (s)	Unsignalised level of service
1 - Chart Road E	333	83	1056	492	0.676	376	413	13.1	2.3	40.222	E
2 - Carlton Road	143	36	1226	262	0.545	162	205	6.3	1.5	46.635	E
3 - A28 Chart Road	1132	283	204	1439	0.787	1184	1185	17.0	4.1	17.090	C
4 - Sir Henry Brackenbury Road	89	22	1353	212	0.419	110	34	6.1	0.8	42.425	E
5 - A28 Templer Way	1012	253	407	1317	0.769	1061	1056	16.0	3.7	17.430	C

09:00 - 09:15

Arm	Total Demand (PCU/hr)	Junction Arrivals (PCU)	Circulating flow (PCU/hr)	Capacity (PCU/hr)	RFC	Throughput (PCU/hr)	Throughput (exit side) (PCU/hr)	Start queue (PCU)	End queue (PCU)	Delay (s)	Unsignalised level of service
1 - Chart Road E	279	70	849	603	0.462	284	327	2.3	0.9	11.640	B
2 - Carlton Road	120	30	970	393	0.304	124	163	1.5	0.5	15.198	C
3 - A28 Chart Road	948	237	156	1471	0.644	956	938	4.1	1.9	7.334	A
4 - Sir Henry Brackenbury Road	75	19	1085	357	0.209	77	27	0.8	0.3	13.163	B
5 - A28 Templer Way	848	212	320	1380	0.614	856	842	3.7	1.7	7.387	A

2023 Observed Calibrated, PM

Data Errors and Warnings

No errors or warnings

Junction Network

Junctions

Junction	Name	Junction type	Use circulating lanes	Arm order	Junction Delay (s)	Junction LOS
1	Tank Roundabout	Standard Roundabout		1, 2, 3, 4, 5	32.95	D

Junction Network Options

Driving side	Lighting
Left	Normal/unknown

Traffic Demand

Demand Set Details

ID	Scenario name	Time Period name	Traffic profile type	Start time (HH:mm)	Finish time (HH:mm)	Time segment length (min)	Run automatically
D2	2023 Observed Calibrated	PM	ONE HOUR	16:45	18:15	15	✓

Vehicle mix varies over turn	Vehicle mix varies over entry	Vehicle mix source	PCU Factor for a HV (PCU)
✓	✓	HV Percentages	2.00

Demand overview (Traffic)

Arm	Linked arm	Profile type	Use O-D data	Average Demand (PCU/hr)	Scaling Factor (%)
1 - Chart Road E		ONE HOUR	✓	293	100.000
2 - Carlton Road		ONE HOUR	✓	234	100.000
3 - A28 Chart Road		ONE HOUR	✓	1121	100.000
4 - Sir Henry Brackenbury Road		ONE HOUR	✓	53	100.000
5 - A28 Templer Way		ONE HOUR	✓	993	100.000

Origin-Destination Data

Demand (PCU/hr)

		To				
		1 - Chart Road E	2 - Carlton Road	3 - A28 Chart Road	4 - Sir Henry Brackenbury Road	5 - A28 Templer Way
From	1 - Chart Road E	0	25	226	29	13
	2 - Carlton Road	49	0	6	6	173
	3 - A28 Chart Road	264	1	0	14	842
	4 - Sir Henry Brackenbury Road	18	4	7	0	24
	5 - A28 Templer Way	39	106	816	30	2

Vehicle Mix

Heavy Vehicle Percentages

		To				
		1 - Chart Road E	2 - Carlton Road	3 - A28 Chart Road	4 - Sir Henry Brackenbury Road	5 - A28 Templer Way
From	1 - Chart Road E	0	0	17	0	13
	2 - Carlton Road	0	0	0	0	0
	3 - A28 Chart Road	2	10	0	0	3
	4 - Sir Henry Brackenbury Road	0	0	0	0	0
	5 - A28 Templer Way	0	8	3	0	0

Results

Results Summary for whole modelled period

Arm	Max RFC	Max Delay (s)	Max Queue (PCU)	Max LOS	Average Demand (PCU/hr)	Total Junction Arrivals (PCU)
1 - Chart Road E	0.66	24.44	2.1	C	269	403
2 - Carlton Road	1.00	150.30	10.6	F	215	322
3 - A28 Chart Road	0.91	26.49	8.5	D	1029	1543
4 - Sir Henry Brackenbury Road	0.38	37.61	0.6	E	49	73
5 - A28 Templer Way	0.82	14.85	4.4	B	911	1367

Main Results for each time segment

16:45 - 17:00

Arm	Total Demand (PCU/hr)	Junction Arrivals (PCU)	Circulating flow (PCU/hr)	Capacity (PCU/hr)	RFC	Throughput (PCU/hr)	Throughput (exit side) (PCU/hr)	Start queue (PCU)	End queue (PCU)	Delay (s)	Unsignalised level of service
1 - Chart Road E	221	55	723	671	0.329	218	276	0.0	0.5	8.977	A
2 - Carlton Road	176	44	840	460	0.383	174	102	0.0	0.6	12.484	B
3 - A28 Chart Road	844	211	225	1425	0.592	838	789	0.0	1.5	6.241	A
4 - Sir Henry Brackenbury Road	40	10	1004	401	0.100	39	59	0.0	0.1	9.955	A
5 - A28 Templer Way	748	187	256	1426	0.524	743	787	0.0	1.1	5.412	A

17:00 - 17:15

Arm	Total Demand (PCU/hr)	Junction Arrivals (PCU)	Circulating flow (PCU/hr)	Capacity (PCU/hr)	RFC	Throughput (PCU/hr)	Throughput (exit side) (PCU/hr)	Start queue (PCU)	End queue (PCU)	Delay (s)	Unsignalised level of service
1 - Chart Road E	263	66	866	594	0.444	262	331	0.5	0.9	12.240	B
2 - Carlton Road	210	53	1006	375	0.562	208	122	0.6	1.2	21.291	C
3 - A28 Chart Road	1008	252	269	1396	0.722	1003	945	1.5	2.6	9.322	A
4 - Sir Henry Brackenbury Road	48	12	1201	294	0.162	47	71	0.1	0.2	14.573	B
5 - A28 Templer Way	893	223	307	1389	0.643	890	942	1.1	1.8	7.405	A

17:15 - 17:30

Arm	Total Demand (PCU/hr)	Junction Arrivals (PCU)	Circulating flow (PCU/hr)	Capacity (PCU/hr)	RFC	Throughput (PCU/hr)	Throughput (exit side) (PCU/hr)	Start queue (PCU)	End queue (PCU)	Delay (s)	Unsignalised level of service
1 - Chart Road E	323	81	1054	493	0.655	318	397	0.9	2.0	22.809	C
2 - Carlton Road	258	64	1224	263	0.980	234	148	1.2	7.1	90.136	F
3 - A28 Chart Road	1234	309	309	1369	0.902	1214	1150	2.6	7.6	21.561	C
4 - Sir Henry Brackenbury Road	58	15	1438	167	0.350	57	85	0.2	0.5	32.445	D
5 - A28 Templer Way	1093	273	367	1346	0.813	1084	1127	1.8	4.1	13.746	B

17:30 - 17:45

Arm	Total Demand (PCU/hr)	Junction Arrivals (PCU)	Circulating flow (PCU/hr)	Capacity (PCU/hr)	RFC	Throughput (PCU/hr)	Throughput (exit side) (PCU/hr)	Start queue (PCU)	End queue (PCU)	Delay (s)	Unsignalised level of service
1 - Chart Road E	323	81	1063	488	0.661	322	403	2.0	2.1	24.443	C
2 - Carlton Road	258	64	1235	257	1.002	244	150	7.1	10.6	150.298	F
3 - A28 Chart Road	1234	309	319	1362	0.906	1230	1160	7.6	8.5	26.491	D
4 - Sir Henry Brackenbury Road	58	15	1462	153	0.381	58	87	0.5	0.6	37.605	E
5 - A28 Templer Way	1093	273	374	1341	0.815	1092	1147	4.1	4.4	14.846	B

17:45 - 18:00

Arm	Total Demand (PCU/hr)	Junction Arrivals (PCU)	Circulating flow (PCU/hr)	Capacity (PCU/hr)	RFC	Throughput (PCU/hr)	Throughput (exit side) (PCU/hr)	Start queue (PCU)	End queue (PCU)	Delay (s)	Unsignalised level of service
1 - Chart Road E	263	66	878	587	0.449	268	346	2.1	0.9	12.956	B
2 - Carlton Road	210	53	1022	366	0.574	247	124	10.6	1.4	38.315	E
3 - A28 Chart Road	1008	252	308	1369	0.736	1030	961	8.5	3.0	11.553	B
4 - Sir Henry Brackenbury Road	48	12	1265	260	0.183	49	73	0.6	0.2	17.202	C
5 - A28 Templer Way	893	223	322	1378	0.648	902	992	4.4	1.9	7.966	A

18:00 - 18:15

Arm	Total Demand (PCU/hr)	Junction Arrivals (PCU)	Circulating flow (PCU/hr)	Capacity (PCU/hr)	RFC	Throughput (PCU/hr)	Throughput (exit side) (PCU/hr)	Start queue (PCU)	End queue (PCU)	Delay (s)	Unsignalised level of service
1 - Chart Road E	221	55	730	667	0.331	222	281	0.9	0.6	9.205	A
2 - Carlton Road	176	44	850	455	0.387	179	103	1.4	0.6	13.222	B
3 - A28 Chart Road	844	211	231	1421	0.594	850	798	3.0	1.5	6.539	A
4 - Sir Henry Brackenbury Road	40	10	1021	391	0.102	40	60	0.2	0.1	10.268	B
5 - A28 Templer Way	748	187	261	1422	0.526	751	801	1.9	1.2	5.562	A

2032 Forecast Baseline , AM

Data Errors and Warnings

No errors or warnings

Junction Network

Junctions

Junction	Name	Junction type	Use circulating lanes	Arm order	Junction Delay (s)	Junction LOS
1	Tank Roundabout	Standard Roundabout		1, 2, 3, 4, 5	986.81	F

Junction Network Options

Driving side	Lighting
Left	Normal/unknown

Traffic Demand

Demand Set Details

ID	Scenario name	Time Period name	Traffic profile type	Start time (HH:mm)	Finish time (HH:mm)	Time segment length (min)	Run automatically
D3	2032 Forecast Baseline	AM	ONE HOUR	07:45	09:15	15	✓

Vehicle mix varies over turn	Vehicle mix varies over entry	Vehicle mix source	PCU Factor for a HV (PCU)
✓	✓	HV Percentages	2.00

Demand overview (Traffic)

Arm	Linked arm	Profile type	Use O-D data	Average Demand (PCU/hr)	Scaling Factor (%)
1 - Chart Road E		ONE HOUR	✓	396	100.000
2 - Carlton Road		ONE HOUR	✓	171	100.000
3 - A28 Chart Road		ONE HOUR	✓	1977	100.000
4 - Sir Henry Brackenbury Road		ONE HOUR	✓	105	100.000
5 - A28 Templer Way		ONE HOUR	✓	1574	100.000

Origin-Destination Data

Demand (PCU/hr)

		To				
		1 - Chart Road E	2 - Carlton Road	3 - A28 Chart Road	4 - Sir Henry Brackenbury Road	5 - A28 Templer Way
From	1 - Chart Road E	0	43	319	15	19
	2 - Carlton Road	25	2	11	0	133
	3 - A28 Chart Road	343	10	0	9	1615
	4 - Sir Henry Brackenbury Road	47	4	17	0	37
	5 - A28 Templer Way	44	170	1339	14	7

Vehicle Mix

Heavy Vehicle Percentages

		To				
		1 - Chart Road E	2 - Carlton Road	3 - A28 Chart Road	4 - Sir Henry Brackenbury Road	5 - A28 Templer Way
From	1 - Chart Road E	0	4	1	0	3
	2 - Carlton Road	9	0	14	0	13
	3 - A28 Chart Road	1	4	0	0	4
	4 - Sir Henry Brackenbury Road	0	0	0	0	5
	5 - A28 Templer Way	2	13	5	11	0

Results

Results Summary for whole modelled period

Arm	Max RFC	Max Delay (s)	Max Queue (PCU)	Max LOS	Average Demand (PCU/hr)	Total Junction Arrivals (PCU)
1 - Chart Road E	1.32	740.95	70.0	F	363	545
2 - Carlton Road	1.49	1298.06	45.6	F	157	235
3 - A28 Chart Road	1.49	1325.39	540.7	F	1814	2721
4 - Sir Henry Brackenbury Road	1.44	1343.87	28.8	F	96	145
5 - A28 Templer Way	1.26	565.76	219.3	F	1444	2166

Main Results for each time segment

07:45 - 08:00

Arm	Total Demand (PCU/hr)	Junction Arrivals (PCU)	Circulating flow (PCU/hr)	Capacity (PCU/hr)	RFC	Throughput (PCU/hr)	Throughput (exit side) (PCU/hr)	Start queue (PCU)	End queue (PCU)	Delay (s)	Unsignalised level of service
1 - Chart Road E	298	75	1153	440	0.678	290	326	0.0	2.0	23.378	C
2 - Carlton Road	129	32	1275	237	0.544	124	168	0.0	1.2	34.417	D
3 - A28 Chart Road	1488	372	156	1471	1.012	1403	1242	0.0	21.4	38.010	E
4 - Sir Henry Brackenbury Road	79	20	1531	116	0.680	72	28	0.0	1.7	75.390	F
5 - A28 Templer Way	1185	296	317	1382	0.858	1163	1287	0.0	5.6	16.023	C

08:00 - 08:15

Arm	Total Demand (PCU/hr)	Junction Arrivals (PCU)	Circulating flow (PCU/hr)	Capacity (PCU/hr)	RFC	Throughput (PCU/hr)	Throughput (exit side) (PCU/hr)	Start queue (PCU)	End queue (PCU)	Delay (s)	Unsignalised level of service
1 - Chart Road E	356	89	1320	350	1.017	323	343	2.0	10.1	90.826	F
2 - Carlton Road	154	38	1453	146	1.054	130	191	1.2	7.3	163.059	F
3 - A28 Chart Road	1777	444	167	1464	1.214	1460	1415	21.4	100.6	158.871	F
4 - Sir Henry Brackenbury Road	94	24	1596	81	1.163	74	31	1.7	6.8	268.961	F
5 - A28 Templer Way	1415	354	329	1373	1.030	1334	1341	5.6	26.0	54.213	F

08:15 - 08:30

Arm	Total Demand (PCU/hr)	Junction Arrivals (PCU)	Circulating flow (PCU/hr)	Capacity (PCU/hr)	RFC	Throughput (PCU/hr)	Throughput (exit side) (PCU/hr)	Start queue (PCU)	End queue (PCU)	Delay (s)	Unsignalised level of service
1 - Chart Road E	436	109	1355	331	1.317	329	346	10.1	36.9	281.260	F
2 - Carlton Road	188	47	1488	128	1.475	126	195	7.3	22.9	482.013	F
3 - A28 Chart Road	2177	544	164	1465	1.486	1465	1450	100.6	278.5	470.746	F
4 - Sir Henry Brackenbury Road	116	29	1598	80	1.439	79	31	6.8	16.0	584.864	F
5 - A28 Templer Way	1733	433	333	1371	1.264	1369	1344	26.0	117.1	196.364	F

08:30 - 08:45

Arm	Total Demand (PCU/hr)	Junction Arrivals (PCU)	Circulating flow (PCU/hr)	Capacity (PCU/hr)	RFC	Throughput (PCU/hr)	Throughput (exit side) (PCU/hr)	Start queue (PCU)	End queue (PCU)	Delay (s)	Unsignalised level of service
1 - Chart Road E	436	109	1356	330	1.320	330	347	36.9	63.5	566.212	F
2 - Carlton Road	188	47	1491	126	1.489	126	196	22.9	38.5	918.024	F
3 - A28 Chart Road	2177	544	164	1465	1.486	1465	1452	278.5	456.5	906.918	F
4 - Sir Henry Brackenbury Road	116	29	1598	80	1.441	80	31	16.0	25.0	983.527	F
5 - A28 Templer Way	1733	433	333	1370	1.265	1370	1345	117.1	207.9	432.431	F

08:45 - 09:00

Arm	Total Demand (PCU/hr)	Junction Arrivals (PCU)	Circulating flow (PCU/hr)	Capacity (PCU/hr)	RFC	Throughput (PCU/hr)	Throughput (exit side) (PCU/hr)	Start queue (PCU)	End queue (PCU)	Delay (s)	Unsignalised level of service
1 - Chart Road E	356	89	1356	331	1.077	330	347	63.5	70.0	740.946	F
2 - Carlton Road	154	38	1490	127	1.214	126	196	38.5	45.3	1225.340	F
3 - A28 Chart Road	1777	444	165	1465	1.213	1465	1452	456.5	534.6	1221.430	F
4 - Sir Henry Brackenbury Road	94	24	1598	80	1.177	80	31	25.0	28.7	1263.367	F
5 - A28 Templer Way	1415	354	333	1370	1.033	1369	1345	207.9	219.3	565.756	F

09:00 - 09:15

Arm	Total Demand (PCU/hr)	Junction Arrivals (PCU)	Circulating flow (PCU/hr)	Capacity (PCU/hr)	RFC	Throughput (PCU/hr)	Throughput (exit side) (PCU/hr)	Start queue (PCU)	End queue (PCU)	Delay (s)	Unsignalised level of service
1 - Chart Road E	298	75	1351	333	0.894	329	346	70.0	62.4	726.033	F
2 - Carlton Road	129	32	1484	130	0.993	128	195	45.3	45.6	1298.059	F
3 - A28 Chart Road	1488	372	166	1464	1.017	1464	1446	534.6	540.7	1325.395	F
4 - Sir Henry Brackenbury Road	79	20	1599	80	0.987	78	31	28.7	28.8	1343.871	F
5 - A28 Templer Way	1185	296	332	1371	0.864	1364	1345	219.3	174.5	520.057	F

2032 Forecast Baseline, PM

Data Errors and Warnings

No errors or warnings

Junction Network

Junctions

Junction	Name	Junction type	Use circulating lanes	Arm order	Junction Delay (s)	Junction LOS
1	Tank Roundabout	Standard Roundabout		1, 2, 3, 4, 5	761.08	F

Junction Network Options

Driving side	Lighting
Left	Normal/unknown

Traffic Demand

Demand Set Details

ID	Scenario name	Time Period name	Traffic profile type	Start time (HH:mm)	Finish time (HH:mm)	Time segment length (min)	Run automatically
D4	2032 Forecast Baseline	PM	ONE HOUR	16:45	18:15	15	✓

Vehicle mix varies over turn	Vehicle mix varies over entry	Vehicle mix source	PCU Factor for a HV (PCU)
✓	✓	HV Percentages	2.00

Demand overview (Traffic)

Arm	Linked arm	Profile type	Use O-D data	Average Demand (PCU/hr)	Scaling Factor (%)
1 - Chart Road E		ONE HOUR	✓	315	100.000
2 - Carlton Road		ONE HOUR	✓	251	100.000
3 - A28 Chart Road		ONE HOUR	✓	1581	100.000
4 - Sir Henry Brackenbury Road		ONE HOUR	✓	57	100.000
5 - A28 Templer Way		ONE HOUR	✓	1626	100.000

Origin-Destination Data

Demand (PCU/hr)

		To				
		1 - Chart Road E	2 - Carlton Road	3 - A28 Chart Road	4 - Sir Henry Brackenbury Road	5 - A28 Templer Way
From	1 - Chart Road E	0	27	243	31	14
	2 - Carlton Road	53	0	6	6	186
	3 - A28 Chart Road	283	1	0	15	1282
	4 - Sir Henry Brackenbury Road	19	4	8	0	26
	5 - A28 Templer Way	42	114	1436	32	2

Vehicle Mix

Heavy Vehicle Percentages

		To				
		1 - Chart Road E	2 - Carlton Road	3 - A28 Chart Road	4 - Sir Henry Brackenbury Road	5 - A28 Templer Way
From	1 - Chart Road E	0	0	17	0	13
	2 - Carlton Road	0	0	0	0	0
	3 - A28 Chart Road	2	10	0	0	3
	4 - Sir Henry Brackenbury Road	0	0	0	0	0
	5 - A28 Templer Way	0	8	3	0	0

Results

Results Summary for whole modelled period

Arm	Max RFC	Max Delay (s)	Max Queue (PCU)	Max LOS	Average Demand (PCU/hr)	Total Junction Arrivals (PCU)
1 - Chart Road E	1.06	208.71	19.8	F	289	434
2 - Carlton Road	2.89	4799.39	167.2	F	230	345
3 - A28 Chart Road	1.19	380.09	157.1	F	1451	2176
4 - Sir Henry Brackenbury Road	0.61	85.29	1.4	F	52	78
5 - A28 Templer Way	1.30	638.86	253.9	F	1492	2238

Main Results for each time segment

16:45 - 17:00

Arm	Total Demand (PCU/hr)	Junction Arrivals (PCU)	Circulating flow (PCU/hr)	Capacity (PCU/hr)	RFC	Throughput (PCU/hr)	Throughput (exit side) (PCU/hr)	Start queue (PCU)	End queue (PCU)	Delay (s)	Unsignalised level of service
1 - Chart Road E	237	59	1180	425	0.558	232	291	0.0	1.4	20.544	C
2 - Carlton Road	189	47	1304	222	0.851	174	108	0.0	3.6	63.590	F
3 - A28 Chart Road	1190	298	228	1422	0.837	1171	1250	0.0	4.8	13.826	B
4 - Sir Henry Brackenbury Road	43	11	1338	221	0.195	42	62	0.0	0.2	20.059	C
5 - A28 Templer Way	1224	306	270	1416	0.865	1201	1110	0.0	5.8	15.922	C

17:00 - 17:15

Arm	Total Demand (PCU/hr)	Junction Arrivals (PCU)	Circulating flow (PCU/hr)	Capacity (PCU/hr)	RFC	Throughput (PCU/hr)	Throughput (exit side) (PCU/hr)	Start queue (PCU)	End queue (PCU)	Delay (s)	Unsignalised level of service
1 - Chart Road E	283	71	1338	340	0.832	272	325	1.4	4.2	52.885	F
2 - Carlton Road	226	56	1487	128	1.758	127	123	3.6	28.4	557.947	F
3 - A28 Chart Road	1421	355	191	1447	0.982	1375	1423	4.8	16.3	37.249	E
4 - Sir Henry Brackenbury Road	51	13	1497	135	0.380	50	70	0.2	0.6	41.718	E
5 - A28 Templer Way	1462	365	301	1393	1.049	1362	1246	5.8	30.8	59.797	F

17:15 - 17:30

Arm	Total Demand (PCU/hr)	Junction Arrivals (PCU)	Circulating flow (PCU/hr)	Capacity (PCU/hr)	RFC	Throughput (PCU/hr)	Throughput (exit side) (PCU/hr)	Start queue (PCU)	End queue (PCU)	Delay (s)	Unsignalised level of service
1 - Chart Road E	347	87	1359	329	1.055	311	337	4.2	13.1	126.844	F
2 - Carlton Road	276	69	1542	100	2.757	100	129	28.4	72.4	1820.954	F
3 - A28 Chart Road	1741	435	171	1461	1.192	1456	1471	16.3	87.4	137.152	F
4 - Sir Henry Brackenbury Road	63	16	1553	105	0.601	60	74	0.6	1.3	76.633	F
5 - A28 Templer Way	1790	448	315	1383	1.295	1382	1298	30.8	132.9	220.812	F

17:30 - 17:45

Arm	Total Demand (PCU/hr)	Junction Arrivals (PCU)	Circulating flow (PCU/hr)	Capacity (PCU/hr)	RFC	Throughput (PCU/hr)	Throughput (exit side) (PCU/hr)	Start queue (PCU)	End queue (PCU)	Delay (s)	Unsignalised level of service
1 - Chart Road E	347	87	1360	328	1.056	320	338	13.1	19.8	208.711	F
2 - Carlton Road	276	69	1551	96	2.891	96	130	72.4	117.6	3245.708	F
3 - A28 Chart Road	1741	435	168	1463	1.190	1462	1478	87.4	157.1	306.916	F
4 - Sir Henry Brackenbury Road	63	16	1555	103	0.607	62	75	1.3	1.4	85.286	F
5 - A28 Templer Way	1790	448	317	1382	1.295	1382	1301	132.9	235.0	483.834	F

17:45 - 18:00

Arm	Total Demand (PCU/hr)	Junction Arrivals (PCU)	Circulating flow (PCU/hr)	Capacity (PCU/hr)	RFC	Throughput (PCU/hr)	Throughput (exit side) (PCU/hr)	Start queue (PCU)	End queue (PCU)	Delay (s)	Unsignalised level of service
1 - Chart Road E	283	71	1363	327	0.866	315	334	19.8	11.9	197.910	F
2 - Carlton Road	226	56	1548	97	2.332	97	129	117.6	149.8	4227.401	F
3 - A28 Chart Road	1421	355	168	1462	0.972	1453	1477	157.1	149.2	380.089	F
4 - Sir Henry Brackenbury Road	51	13	1547	108	0.475	53	74	1.4	1.0	67.118	F
5 - A28 Templer Way	1462	365	310	1387	1.054	1386	1290	235.0	253.9	638.857	F

18:00 - 18:15

Arm	Total Demand (PCU/hr)	Junction Arrivals (PCU)	Circulating flow (PCU/hr)	Capacity (PCU/hr)	RFC	Throughput (PCU/hr)	Throughput (exit side) (PCU/hr)	Start queue (PCU)	End queue (PCU)	Delay (s)	Unsignalised level of service
1 - Chart Road E	237	59	1357	330	0.719	271	334	11.9	3.5	82.590	F
2 - Carlton Road	189	47	1504	120	1.578	120	124	149.8	167.2	4799.394	F
3 - A28 Chart Road	1190	298	184	1452	0.820	1442	1439	149.2	86.3	295.267	F
4 - Sir Henry Brackenbury Road	43	11	1556	103	0.416	44	70	1.0	0.8	61.775	F
5 - A28 Templer Way	1224	306	308	1388	0.882	1383	1292	253.9	214.3	609.937	F

2032 With Development, AM

Data Errors and Warnings

No errors or warnings

Junction Network

Junctions

Junction	Name	Junction type	Use circulating lanes	Arm order	Junction Delay (s)	Junction LOS
1	Tank Roundabout	Standard Roundabout		1, 2, 3, 4, 5	1344.52	F

Junction Network Options

Driving side	Lighting
Left	Normal/unknown

Traffic Demand

Demand Set Details

ID	Scenario name	Time Period name	Traffic profile type	Start time (HH:mm)	Finish time (HH:mm)	Time segment length (min)	Run automatically
D5	2032 With Development	AM	ONE HOUR	07:45	09:15	15	✓

Vehicle mix varies over turn	Vehicle mix varies over entry	Vehicle mix source	PCU Factor for a HV (PCU)
✓	✓	HV Percentages	2.00

Demand overview (Traffic)

Arm	Linked arm	Profile type	Use O-D data	Average Demand (PCU/hr)	Scaling Factor (%)
1 - Chart Road E		ONE HOUR	✓	396	100.000
2 - Carlton Road		ONE HOUR	✓	171	100.000
3 - A28 Chart Road		ONE HOUR	✓	2179	100.000
4 - Sir Henry Brackenbury Road		ONE HOUR	✓	105	100.000
5 - A28 Templer Way		ONE HOUR	✓	1644	100.000

Origin-Destination Data

Demand (PCU/hr)

		To				
		1 - Chart Road E	2 - Carlton Road	3 - A28 Chart Road	4 - Sir Henry Brackenbury Road	5 - A28 Templer Way
From	1 - Chart Road E	0	43	319	15	19
	2 - Carlton Road	25	2	11	0	133
	3 - A28 Chart Road	343	10	0	9	1817
	4 - Sir Henry Brackenbury Road	47	4	17	0	37
	5 - A28 Templer Way	44	170	1409	14	7

Vehicle Mix

Heavy Vehicle Percentages

		To				
		1 - Chart Road E	2 - Carlton Road	3 - A28 Chart Road	4 - Sir Henry Brackenbury Road	5 - A28 Templer Way
From	1 - Chart Road E	0	0	0	0	0
	2 - Carlton Road	0	0	0	0	1
	3 - A28 Chart Road	1	0	0	0	2
	4 - Sir Henry Brackenbury Road	0	0	0	0	0
	5 - A28 Templer Way	0	23	3	0	0

Results

Results Summary for whole modelled period

Arm	Max RFC	Max Delay (s)	Max Queue (PCU)	Max LOS	Average Demand (PCU/hr)	Total Junction Arrivals (PCU)
1 - Chart Road E	1.36	869.22	79.6	F	363	545
2 - Carlton Road	1.58	1627.83	54.7	F	157	235
3 - A28 Chart Road	1.63	1915.09	801.7	F	1999	2999
4 - Sir Henry Brackenbury Road	1.43	1332.98	28.8	F	96	145
5 - A28 Templer Way	1.30	674.03	269.5	F	1509	2263

Main Results for each time segment

07:45 - 08:00

Arm	Total Demand (PCU/hr)	Junction Arrivals (PCU)	Circulating flow (PCU/hr)	Capacity (PCU/hr)	RFC	Throughput (PCU/hr)	Throughput (exit side) (PCU/hr)	Start queue (PCU)	End queue (PCU)	Delay (s)	Unsignalised level of service
1 - Chart Road E	298	75	1200	414	0.719	289	308	0.0	2.3	27.027	D
2 - Carlton Road	129	32	1321	213	0.604	123	167	0.0	1.4	38.434	E
3 - A28 Chart Road	1640	410	156	1471	1.115	1441	1289	0.0	49.7	70.301	F
4 - Sir Henry Brackenbury Road	79	20	1570	96	0.828	69	27	0.0	2.6	111.822	F
5 - A28 Templer Way	1238	309	298	1396	0.887	1210	1341	0.0	6.8	18.254	C

08:00 - 08:15

Arm	Total Demand (PCU/hr)	Junction Arrivals (PCU)	Circulating flow (PCU/hr)	Capacity (PCU/hr)	RFC	Throughput (PCU/hr)	Throughput (exit side) (PCU/hr)	Start queue (PCU)	End queue (PCU)	Delay (s)	Unsignalised level of service
1 - Chart Road E	356	89	1351	333	1.068	315	319	2.3	12.7	110.850	F
2 - Carlton Road	154	38	1479	132	1.163	122	186	1.4	9.2	203.860	F
3 - A28 Chart Road	1959	490	159	1469	1.334	1468	1443	49.7	172.4	278.507	F
4 - Sir Henry Brackenbury Road	94	24	1597	81	1.170	75	30	2.6	7.5	302.173	F
5 - A28 Templer Way	1478	369	306	1390	1.063	1364	1367	6.8	35.2	67.068	F

08:15 - 08:30

Arm	Total Demand (PCU/hr)	Junction Arrivals (PCU)	Circulating flow (PCU/hr)	Capacity (PCU/hr)	RFC	Throughput (PCU/hr)	Throughput (exit side) (PCU/hr)	Start queue (PCU)	End queue (PCU)	Delay (s)	Unsignalised level of service
1 - Chart Road E	436	109	1374	321	1.358	319	322	12.7	41.8	329.697	F
2 - Carlton Road	188	47	1504	120	1.574	119	189	9.2	26.6	591.344	F
3 - A28 Chart Road	2399	600	156	1471	1.631	1471	1466	172.4	404.6	710.329	F
4 - Sir Henry Brackenbury Road	116	29	1597	81	1.427	80	30	7.5	16.4	601.491	F
5 - A28 Templer Way	1810	453	309	1388	1.304	1387	1368	35.2	141.1	236.186	F

08:30 - 08:45

Arm	Total Demand (PCU/hr)	Junction Arrivals (PCU)	Circulating flow (PCU/hr)	Capacity (PCU/hr)	RFC	Throughput (PCU/hr)	Throughput (exit side) (PCU/hr)	Start queue (PCU)	End queue (PCU)	Delay (s)	Unsignalised level of service
1 - Chart Road E	436	109	1374	321	1.360	320	322	41.8	70.7	650.088	F
2 - Carlton Road	188	47	1505	119	1.583	119	189	26.6	44.0	1109.940	F
3 - A28 Chart Road	2399	600	156	1471	1.631	1471	1468	404.6	636.7	1277.991	F
4 - Sir Henry Brackenbury Road	116	29	1597	81	1.427	81	30	16.4	25.2	987.804	F
5 - A28 Templer Way	1810	453	309	1387	1.305	1387	1368	141.1	246.8	508.228	F

08:45 - 09:00

Arm	Total Demand (PCU/hr)	Junction Arrivals (PCU)	Circulating flow (PCU/hr)	Capacity (PCU/hr)	RFC	Throughput (PCU/hr)	Throughput (exit side) (PCU/hr)	Start queue (PCU)	End queue (PCU)	Delay (s)	Unsignalised level of service
1 - Chart Road E	356	89	1374	321	1.110	320	322	70.7	79.6	857.228	F
2 - Carlton Road	154	38	1505	119	1.292	119	189	44.0	52.8	1491.036	F
3 - A28 Chart Road	1959	490	156	1470	1.332	1470	1468	636.7	758.8	1712.234	F
4 - Sir Henry Brackenbury Road	94	24	1597	81	1.166	80	30	25.2	28.7	1257.342	F
5 - A28 Templer Way	1478	369	309	1387	1.065	1387	1368	246.8	269.5	674.029	F

09:00 - 09:15

Arm	Total Demand (PCU/hr)	Junction Arrivals (PCU)	Circulating flow (PCU/hr)	Capacity (PCU/hr)	RFC	Throughput (PCU/hr)	Throughput (exit side) (PCU/hr)	Start queue (PCU)	End queue (PCU)	Delay (s)	Unsignalised level of service
1 - Chart Road E	298	75	1370	323	0.922	319	321	79.6	74.4	869.222	F
2 - Carlton Road	129	32	1500	122	1.059	121	189	52.8	54.7	1627.832	F
3 - A28 Chart Road	1640	410	158	1469	1.117	1469	1463	758.8	801.7	1915.094	F
4 - Sir Henry Brackenbury Road	79	20	1598	81	0.981	79	30	28.7	28.8	1332.978	F
5 - A28 Templer Way	1238	309	308	1388	0.892	1383	1368	269.5	233.2	654.616	F

2032 With Development, PM

Data Errors and Warnings

No errors or warnings

Junction Network

Junctions

Junction	Name	Junction type	Use circulating lanes	Arm order	Junction Delay (s)	Junction LOS
1	Tank Roundabout	Standard Roundabout		1, 2, 3, 4, 5	1068.93	F

Junction Network Options

Driving side	Lighting
Left	Normal/unknown

Traffic Demand

Demand Set Details

ID	Scenario name	Time Period name	Traffic profile type	Start time (HH:mm)	Finish time (HH:mm)	Time segment length (min)	Run automatically
D6	2032 With Development	PM	ONE HOUR	16:45	18:15	15	✓

Vehicle mix varies over turn	Vehicle mix varies over entry	Vehicle mix source	PCU Factor for a HV (PCU)
✓	✓	HV Percentages	2.00

Demand overview (Traffic)

Arm	Linked arm	Profile type	Use O-D data	Average Demand (PCU/hr)	Scaling Factor (%)
1 - Chart Road E		ONE HOUR	✓	315	100.000
2 - Carlton Road		ONE HOUR	✓	251	100.000
3 - A28 Chart Road		ONE HOUR	✓	1660	100.000
4 - Sir Henry Brackenbury Road		ONE HOUR	✓	57	100.000
5 - A28 Templer Way		ONE HOUR	✓	1784	100.000

Origin-Destination Data

Demand (PCU/hr)

		To				
		1 - Chart Road E	2 - Carlton Road	3 - A28 Chart Road	4 - Sir Henry Brackenbury Road	5 - A28 Templer Way
From	1 - Chart Road E	0	27	243	31	14
	2 - Carlton Road	53	0	6	6	186
	3 - A28 Chart Road	283	1	0	15	1361
	4 - Sir Henry Brackenbury Road	19	4	8	0	26
	5 - A28 Templer Way	42	114	1594	32	2

Vehicle Mix

Heavy Vehicle Percentages

		To				
		1 - Chart Road E	2 - Carlton Road	3 - A28 Chart Road	4 - Sir Henry Brackenbury Road	5 - A28 Templer Way
From	1 - Chart Road E	0	0	0	0	0
	2 - Carlton Road	9	0	50	0	1
	3 - A28 Chart Road	1	50	0	0	1
	4 - Sir Henry Brackenbury Road	0	0	0	0	0
	5 - A28 Templer Way	0	6	2	0	0

Results

Results Summary for whole modelled period

Arm	Max RFC	Max Delay (s)	Max Queue (PCU)	Max LOS	Average Demand (PCU/hr)	Total Junction Arrivals (PCU)
1 - Chart Road E	1.08	227.28	21.8	F	289	434
2 - Carlton Road	3.18	6346.18	187.7	F	230	345
3 - A28 Chart Road	1.24	512.95	210.5	F	1523	2285
4 - Sir Henry Brackenbury Road	0.61	85.57	1.4	F	52	78
5 - A28 Templer Way	1.41	1023.80	402.9	F	1637	2456

Main Results for each time segment

16:45 - 17:00

Arm	Total Demand (PCU/hr)	Junction Arrivals (PCU)	Circulating flow (PCU/hr)	Capacity (PCU/hr)	RFC	Throughput (PCU/hr)	Throughput (exit side) (PCU/hr)	Start queue (PCU)	End queue (PCU)	Delay (s)	Unsignalised level of service
1 - Chart Road E	237	59	1278	372	0.637	231	286	0.0	1.6	24.403	C
2 - Carlton Road	189	47	1402	172	1.100	154	106	0.0	8.8	147.940	F
3 - A28 Chart Road	1250	312	208	1436	0.870	1226	1348	0.0	5.9	15.874	C
4 - Sir Henry Brackenbury Road	43	11	1373	202	0.213	42	61	0.0	0.3	22.411	C
5 - A28 Templer Way	1343	336	265	1419	0.946	1299	1150	0.0	11.0	25.033	D

17:00 - 17:15

Arm	Total Demand (PCU/hr)	Junction Arrivals (PCU)	Circulating flow (PCU/hr)	Capacity (PCU/hr)	RFC	Throughput (PCU/hr)	Throughput (exit side) (PCU/hr)	Start queue (PCU)	End queue (PCU)	Delay (s)	Unsignalised level of service
1 - Chart Road E	283	71	1369	323	0.876	271	314	1.6	4.6	58.654	F
2 - Carlton Road	226	56	1524	109	2.064	109	116	8.8	38.0	918.848	F
3 - A28 Chart Road	1492	373	171	1460	1.022	1418	1461	5.9	24.6	49.477	E
4 - Sir Henry Brackenbury Road	51	13	1522	121	0.423	50	67	0.3	0.7	49.201	E
5 - A28 Templer Way	1604	401	292	1399	1.146	1391	1279	11.0	64.3	107.788	F

17:15 - 17:30

Arm	Total Demand (PCU/hr)	Junction Arrivals (PCU)	Circulating flow (PCU/hr)	Capacity (PCU/hr)	RFC	Throughput (PCU/hr)	Throughput (exit side) (PCU/hr)	Start queue (PCU)	End queue (PCU)	Delay (s)	Unsignalised level of service
1 - Chart Road E	347	87	1372	322	1.078	309	322	4.6	14.2	135.341	F
2 - Carlton Road	276	69	1561	91	3.051	91	120	38.0	84.5	2432.299	F
3 - A28 Chart Road	1828	457	159	1469	1.244	1467	1492	24.6	114.8	178.839	F
4 - Sir Henry Brackenbury Road	63	16	1555	104	0.606	60	71	0.7	1.3	78.855	F
5 - A28 Templer Way	1964	491	303	1392	1.411	1392	1312	64.3	207.4	357.308	F

17:30 - 17:45

Arm	Total Demand (PCU/hr)	Junction Arrivals (PCU)	Circulating flow (PCU/hr)	Capacity (PCU/hr)	RFC	Throughput (PCU/hr)	Throughput (exit side) (PCU/hr)	Start queue (PCU)	End queue (PCU)	Delay (s)	Unsignalised level of service
1 - Chart Road E	347	87	1372	322	1.078	316	323	14.2	21.8	227.280	F
2 - Carlton Road	276	69	1567	87	3.175	87	121	84.5	131.8	4118.006	F
3 - A28 Chart Road	1828	457	157	1470	1.243	1470	1498	114.8	204.3	395.981	F
4 - Sir Henry Brackenbury Road	63	16	1555	103	0.607	62	71	1.3	1.4	85.573	F
5 - A28 Templer Way	1964	491	304	1391	1.412	1391	1314	207.4	350.7	725.499	F

17:45 - 18:00

Arm	Total Demand (PCU/hr)	Junction Arrivals (PCU)	Circulating flow (PCU/hr)	Capacity (PCU/hr)	RFC	Throughput (PCU/hr)	Throughput (exit side) (PCU/hr)	Start queue (PCU)	End queue (PCU)	Delay (s)	Unsignalised level of service
1 - Chart Road E	283	71	1374	321	0.882	307	320	21.8	15.9	225.357	F
2 - Carlton Road	226	56	1561	90	2.494	90	120	131.8	165.6	5442.333	F
3 - A28 Chart Road	1492	373	159	1469	1.016	1468	1493	204.3	210.5	512.953	F
4 - Sir Henry Brackenbury Road	51	13	1556	103	0.497	52	71	1.4	1.1	72.712	F
5 - A28 Templer Way	1604	401	299	1395	1.150	1395	1309	350.7	402.9	976.102	F

18:00 - 18:15

Arm	Total Demand (PCU/hr)	Junction Arrivals (PCU)	Circulating flow (PCU/hr)	Capacity (PCU/hr)	RFC	Throughput (PCU/hr)	Throughput (exit side) (PCU/hr)	Start queue (PCU)	End queue (PCU)	Delay (s)	Unsignalised level of service
1 - Chart Road E	237	59	1372	322	0.736	287	317	15.9	3.6	114.204	F
2 - Carlton Road	189	47	1541	101	1.874	101	118	165.6	187.7	6346.183	F
3 - A28 Chart Road	1250	312	166	1464	0.854	1457	1475	210.5	158.6	456.573	F
4 - Sir Henry Brackenbury Road	43	11	1554	104	0.413	44	69	1.1	0.8	61.568	F
5 - A28 Templer Way	1343	336	295	1398	0.961	1394	1304	402.9	390.1	1023.801	F

Appendix B: New TRICS assessment

Calculation Reference: AUDIT-529505-240805-0832

TRIP RATE CALCULATION SELECTION PARAMETERS:

Land Use : 03 - RESIDENTIAL
Category : A - HOUSES PRIVATELY OWNED
MULTI-MODAL TOTAL VEHICLES

Selected regions and areas:

02	SOUTH EAST		
	WS	WEST SUSSEX	2 days
04	EAST ANGLIA		
	NF	NORFOLK	4 days
06	WEST MIDLANDS		
	ST	STAFFORDSHIRE	1 days

This section displays the number of survey days per TRICS® sub-region in the selected set

Primary Filtering selection:

This data displays the chosen trip rate parameter and its selected range. Only sites that fall within the parameter range are included in the trip rate calculation.

Parameter: No of Dwellings
Actual Range: 212 to 918 (units:)
Range Selected by User: 200 to 1817 (units:)

Parking Spaces Range: All Surveys Included

Parking Spaces per Dwelling Range: All Surveys Included

Bedrooms per Dwelling Range: All Surveys Included

Percentage of dwellings privately owned: All Surveys Included

Public Transport Provision:
Selection by: Include all surveys

Date Range: 01/01/16 to 14/11/23

This data displays the range of survey dates selected. Only surveys that were conducted within this date range are included in the trip rate calculation.

Selected survey days:

Tuesday	3 days
Wednesday	2 days
Thursday	2 days

This data displays the number of selected surveys by day of the week.

Selected survey types:

Manual count	7 days
Directional ATC Count	0 days

This data displays the number of manual classified surveys and the number of unclassified ATC surveys, the total adding up to the overall number of surveys in the selected set. Manual surveys are undertaken using staff, whilst ATC surveys are undertaking using machines.

Selected Locations:

Edge of Town	6
Neighbourhood Centre (PPS6 Local Centre)	1

This data displays the number of surveys per main location category within the selected set. The main location categories consist of Free Standing, Edge of Town, Suburban Area, Neighbourhood Centre, Edge of Town Centre, Town Centre and Not Known.

Selected Location Sub Categories:

Residential Zone	5
Village	1
Out of Town	1

This data displays the number of surveys per location sub-category within the selected set. The location sub-categories consist of Commercial Zone, Industrial Zone, Development Zone, Residential Zone, Retail Zone, Built-Up Zone, Village, Out of Town, High Street and No Sub Category.

Inclusion of Servicing Vehicles Counts:

Servicing vehicles Included	9 days - Selected
Servicing vehicles Excluded	16 days - Selected

Secondary Filtering selection:

Use Class:

C3	7 days

This data displays the number of surveys per Use Class classification within the selected set. The Use Classes Order (England) 2020 has been used for this purpose, which can be found within the Library module of TRICS®.

Population within 500m Range:
All Surveys Included

Secondary Filtering selection (Cont.):

Population within 1 mile:

1,001 to 5,000	1 days
5,001 to 10,000	4 days
10,001 to 15,000	2 days

This data displays the number of selected surveys within stated 1-mile radii of population.

Population within 5 miles:

5,001 to 25,000	3 days
25,001 to 50,000	2 days
75,001 to 100,000	2 days

This data displays the number of selected surveys within stated 5-mile radii of population.

Car ownership within 5 miles:

1.1 to 1.5	7 days

This data displays the number of selected surveys within stated ranges of average cars owned per residential dwelling, within a radius of 5-miles of selected survey sites.

Travel Plan:

Yes	6 days
No	1 days

This data displays the number of surveys within the selected set that were undertaken at sites with Travel Plans in place, and the number of surveys that were undertaken at sites without Travel Plans.

PTAL Rating:

No PTAL Present	7 days

This data displays the number of selected surveys with PTAL Ratings.

LIST OF SITES relevant to selection parameters

1 NF-03-A-23 MIXED HOUSES & FLATS NORFOLK
SILFIELD ROAD
WYMONDHAM

Edge of Town
Out of Town
Total No of Dwellings: 514
Survey date: WEDNESDAY 22/09/21 Survey Type: MANUAL

2 NF-03-A-30 MIXED HOUSES NORFOLK
BRANDON ROAD
SWAFFHAM

Edge of Town
Residential Zone
Total No of Dwellings: 266
Survey date: THURSDAY 23/09/21 Survey Type: MANUAL

3 NF-03-A-39 MIXED HOUSES NORFOLK
HEATH DRIVE
HOLT

Edge of Town
Residential Zone
Total No of Dwellings: 212
Survey date: TUESDAY 27/09/22 Survey Type: MANUAL

4 NF-03-A-46 MIXED HOUSES & FLATS NORFOLK
BURGH ROAD
AYLSHAM

Edge of Town
Residential Zone
Total No of Dwellings: 300
Survey date: TUESDAY 14/09/21 Survey Type: MANUAL

5 ST-03-A-07 DETACHED & SEMI-DETACHED STAFFORDSHIRE
BEACONSIDE
STAFFORD
MARSTON GATE
Edge of Town
Residential Zone
Total No of Dwellings: 248
Survey date: WEDNESDAY 22/11/17 Survey Type: MANUAL

6 WS-03-A-11 MIXED HOUSES WEST SUSSEX
ELLIS ROAD
WEST HORSHAM
S BROADBRIDGE HEATH
Edge of Town
Residential Zone
Total No of Dwellings: 918
Survey date: TUESDAY 02/04/19 Survey Type: MANUAL

7 WS-03-A-21 MIXED HOUSES WEST SUSSEX
HILLAND ROAD
BILLINGSHURST

Neighbourhood Centre (PPS6 Local Centre)
Village
Total No of Dwellings: 480
Survey date: THURSDAY 09/11/23 Survey Type: MANUAL

This section provides a list of all survey sites and days in the selected set. For each individual survey site, it displays a unique site reference code and site address, the selected trip rate calculation parameter and its value, the day of the week and date of each survey, and whether the survey was a manual classified count or an ATC count.

MANUALLY DESELECTED SITES

Site Ref	Reason for Deselection
KC-03-A-07	Proximity to Strategic Road Network
NF-03-A-38	Distance from local amenities

TRIP RATE for Land Use 03 - RESIDENTIAL/A - HOUSES PRIVATELY OWNED
MULTI-MODAL TOTAL VEHICLES
Calculation factor: 1 DWELLS
BOLD print indicates peak (busiest) period
Total People to Total Vehicles ratio (all time periods and directions): 1.67

	ARRIVALS			DEPARTURES			TOTALS		
Time Range	No. Days	Ave. DWELLS	Trip Rate	No. Days	Ave. DWELLS	Trip Rate	No. Days	Ave. DWELLS	Trip Rate
00:00 - 01:00									
01:00 - 02:00									
02:00 - 03:00									
03:00 - 04:00									
04:00 - 05:00									
05:00 - 06:00									
06:00 - 07:00									
07:00 - 08:00	7	420	0.077	7	420	0.282	7	420	0.359
08:00 - 09:00	7	420	0.146	7	420	0.355	7	420	0.501
09:00 - 10:00	7	420	0.142	7	420	0.154	7	420	0.296
10:00 - 11:00	7	420	0.107	7	420	0.120	7	420	0.227
11:00 - 12:00	7	420	0.125	7	420	0.135	7	420	0.260
12:00 - 13:00	7	420	0.131	7	420	0.118	7	420	0.249
13:00 - 14:00	7	420	0.136	7	420	0.135	7	420	0.271
14:00 - 15:00	7	420	0.136	7	420	0.165	7	420	0.301
15:00 - 16:00	7	420	0.231	7	420	0.158	7	420	0.389
16:00 - 17:00	7	420	0.265	7	420	0.164	7	420	0.429
17:00 - 18:00	7	420	0.337	7	420	0.158	7	420	0.495
18:00 - 19:00	7	420	0.262	7	420	0.151	7	420	0.413
19:00 - 20:00									
20:00 - 21:00									
21:00 - 22:00									
22:00 - 23:00									
23:00 - 24:00									
Total Rates:			2.095			2.095			4.190

This section displays the trip rate results based on the selected set of surveys and the selected count type (shown just above the table). It is split by three main columns, representing arrivals trips, departures trips, and total trips (arrivals plus departures). Within each of these main columns are three sub-columns. These display the number of survey days where count data is included (per time period), the average value of the selected trip rate calculation parameter (per time period), and the trip rate result (per time period). Total trip rates (the sum of the column) are also displayed at the foot of the table.

*To obtain a trip rate, the average (mean) trip rate parameter value (TRP) is first calculated for all selected survey days that have count data available for the stated time period. The average (mean) number of arrivals, departures or totals (whichever applies) is also calculated (COUNT) for all selected survey days that have count data available for the stated time period. Then, the average count is divided by the average trip rate parameter value, and multiplied by the stated calculation factor (shown just above the table and abbreviated here as FACT). So, the method is: COUNT/TRP*FACT. Trip rates are then rounded to 3 decimal places.*

The survey data, graphs and all associated supporting information, contained within the TRICS Database are published by TRICS Consortium Limited ("the Company") and the Company claims copyright and database rights in this published work. The Company authorises those who possess a current TRICS licence to access the TRICS Database and copy the data contained within the TRICS Database for the licence holders' use only. Any resulting copy must retain all copyrights and other proprietary notices, and any disclaimer contained thereon.

The Company accepts no responsibility for loss which may arise from reliance on data contained in the TRICS Database. [No warranty of any kind, express or implied, is made as to the data contained in the TRICS Database.]

Parameter summary

Trip rate parameter range selected:	212 - 918 (units:)
Survey date date range:	01/01/16 - 14/11/23
Number of weekdays (Monday-Friday):	7
Number of Saturdays:	0
Number of Sundays:	0
Surveys automatically removed from selection:	3
Surveys manually removed from selection:	2

This section displays a quick summary of some of the data filtering selections made by the TRICS® user. The trip rate calculation parameter range of all selected surveys is displayed first, followed by the range of minimum and maximum survey dates selected by the user. Then, the total number of selected weekdays and weekend days in the selected set of surveys are show. Finally, the number of survey days that have been manually removed from the selected set outside of the standard filtering procedure are displayed.

TRIP RATE for Land Use 03 - RESIDENTIAL/A - HOUSES PRIVATELY OWNED
MULTI-MODAL TAXIS
Calculation factor: 1 DWELLS
BOLD print indicates peak (busiest) period

	ARRIVALS			DEPARTURES			TOTALS		
Time Range	No. Days	Ave. DWELLS	Trip Rate	No. Days	Ave. DWELLS	Trip Rate	No. Days	Ave. DWELLS	Trip Rate
00:00 - 01:00									
01:00 - 02:00									
02:00 - 03:00									
03:00 - 04:00									
04:00 - 05:00									
05:00 - 06:00									
06:00 - 07:00									
07:00 - 08:00	7	420	0.002	7	420	0.003	7	420	0.005
08:00 - 09:00	7	420	0.005	7	420	0.005	7	420	0.010
09:00 - 10:00	7	420	0.002	7	420	0.001	7	420	0.003
10:00 - 11:00	7	420	0.000	7	420	0.000	7	420	0.000
11:00 - 12:00	7	420	0.000	7	420	0.000	7	420	0.000
12:00 - 13:00	7	420	0.000	7	420	0.000	7	420	0.000
13:00 - 14:00	7	420	0.000	7	420	0.000	7	420	0.000
14:00 - 15:00	7	420	0.002	7	420	0.001	7	420	0.003
15:00 - 16:00	7	420	0.003	7	420	0.003	7	420	0.006
16:00 - 17:00	7	420	0.002	7	420	0.002	7	420	0.004
17:00 - 18:00	7	420	0.001	7	420	0.001	7	420	0.002
18:00 - 19:00	7	420	0.001	7	420	0.001	7	420	0.002
19:00 - 20:00									
20:00 - 21:00									
21:00 - 22:00									
22:00 - 23:00									
23:00 - 24:00									
Total Rates:			0.018			0.017			0.035

This section displays the trip rate results based on the selected set of surveys and the selected count type (shown just above the table). It is split by three main columns, representing arrivals trips, departures trips, and total trips (arrivals plus departures). Within each of these main columns are three sub-columns. These display the number of survey days where count data is included (per time period), the average value of the selected trip rate calculation parameter (per time period), and the trip rate result (per time period). Total trip rates (the sum of the column) are also displayed at the foot of the table.

*To obtain a trip rate, the average (mean) trip rate parameter value (TRP) is first calculated for all selected survey days that have count data available for the stated time period. The average (mean) number of arrivals, departures or totals (whichever applies) is also calculated (COUNT) for all selected survey days that have count data available for the stated time period. Then, the average count is divided by the average trip rate parameter value, and multiplied by the stated calculation factor (shown just above the table and abbreviated here as FACT). So, the method is: COUNT/TRP*FACT. Trip rates are then rounded to 3 decimal places.*

TRIP RATE for Land Use 03 - RESIDENTIAL/A - HOUSES PRIVATELY OWNED
MULTI-MODAL OGVS
Calculation factor: 1 DWELLS
BOLD print indicates peak (busiest) period

	ARRIVALS			DEPARTURES			TOTALS		
Time Range	No. Days	Ave. DWELLS	Trip Rate	No. Days	Ave. DWELLS	Trip Rate	No. Days	Ave. DWELLS	Trip Rate
00:00 - 01:00									
01:00 - 02:00									
02:00 - 03:00									
03:00 - 04:00									
04:00 - 05:00									
05:00 - 06:00									
06:00 - 07:00									
07:00 - 08:00	7	420	0.001	7	420	0.000	7	420	0.001
08:00 - 09:00	7	420	0.001	7	420	0.001	7	420	0.002
09:00 - 10:00	7	420	0.002	7	420	0.002	7	420	0.004
10:00 - 11:00	7	420	0.001	7	420	0.001	7	420	0.002
11:00 - 12:00	7	420	0.002	7	420	0.002	7	420	0.004
12:00 - 13:00	7	420	0.002	7	420	0.002	7	420	0.004
13:00 - 14:00	7	420	0.002	7	420	0.001	7	420	0.003
14:00 - 15:00	7	420	0.000	7	420	0.001	7	420	0.001
15:00 - 16:00	7	420	0.002	7	420	0.002	7	420	0.004
16:00 - 17:00	7	420	0.001	7	420	0.001	7	420	0.002
17:00 - 18:00	7	420	0.000	7	420	0.000	7	420	0.000
18:00 - 19:00	7	420	0.000	7	420	0.000	7	420	0.000
19:00 - 20:00									
20:00 - 21:00									
21:00 - 22:00									
22:00 - 23:00									
23:00 - 24:00									
Total Rates:			0.014			0.013			0.027

This section displays the trip rate results based on the selected set of surveys and the selected count type (shown just above the table). It is split by three main columns, representing arrivals trips, departures trips, and total trips (arrivals plus departures). Within each of these main columns are three sub-columns. These display the number of survey days where count data is included (per time period), the average value of the selected trip rate calculation parameter (per time period), and the trip rate result (per time period). Total trip rates (the sum of the column) are also displayed at the foot of the table.

*To obtain a trip rate, the average (mean) trip rate parameter value (TRP) is first calculated for all selected survey days that have count data available for the stated time period. The average (mean) number of arrivals, departures or totals (whichever applies) is also calculated (COUNT) for all selected survey days that have count data available for the stated time period. Then, the average count is divided by the average trip rate parameter value, and multiplied by the stated calculation factor (shown just above the table and abbreviated here as FACT). So, the method is: COUNT/TRP*FACT. Trip rates are then rounded to 3 decimal places.*

TRIP RATE for Land Use 03 - RESIDENTIAL/A - HOUSES PRIVATELY OWNED
MULTI-MODAL PSVS
Calculation factor: 1 DWELLS
BOLD print indicates peak (busiest) period

	ARRIVALS			DEPARTURES			TOTALS		
Time Range	No. Days	Ave. DWELLS	Trip Rate	No. Days	Ave. DWELLS	Trip Rate	No. Days	Ave. DWELLS	Trip Rate
00:00 - 01:00									
01:00 - 02:00									
02:00 - 03:00									
03:00 - 04:00									
04:00 - 05:00									
05:00 - 06:00									
06:00 - 07:00									
07:00 - 08:00	7	420	0.000	7	420	0.000	7	420	0.000
08:00 - 09:00	7	420	0.001	7	420	0.001	7	420	0.002
09:00 - 10:00	7	420	0.000	7	420	0.000	7	420	0.000
10:00 - 11:00	7	420	0.000	7	420	0.000	7	420	0.000
11:00 - 12:00	7	420	0.000	7	420	0.000	7	420	0.000
12:00 - 13:00	7	420	0.000	7	420	0.000	7	420	0.000
13:00 - 14:00	7	420	0.000	7	420	0.000	7	420	0.000
14:00 - 15:00	7	420	0.000	7	420	0.000	7	420	0.000
15:00 - 16:00	7	420	0.000	7	420	0.000	7	420	0.000
16:00 - 17:00	7	420	0.000	7	420	0.000	7	420	0.000
17:00 - 18:00	7	420	0.000	7	420	0.000	7	420	0.000
18:00 - 19:00	7	420	0.000	7	420	0.000	7	420	0.000
19:00 - 20:00									
20:00 - 21:00									
21:00 - 22:00									
22:00 - 23:00									
23:00 - 24:00									
Total Rates:			0.001			0.001			0.002

This section displays the trip rate results based on the selected set of surveys and the selected count type (shown just above the table). It is split by three main columns, representing arrivals trips, departures trips, and total trips (arrivals plus departures). Within each of these main columns are three sub-columns. These display the number of survey days where count data is included (per time period), the average value of the selected trip rate calculation parameter (per time period), and the trip rate result (per time period). Total trip rates (the sum of the column) are also displayed at the foot of the table.

*To obtain a trip rate, the average (mean) trip rate parameter value (TRP) is first calculated for all selected survey days that have count data available for the stated time period. The average (mean) number of arrivals, departures or totals (whichever applies) is also calculated (COUNT) for all selected survey days that have count data available for the stated time period. Then, the average count is divided by the average trip rate parameter value, and multiplied by the stated calculation factor (shown just above the table and abbreviated here as FACT). So, the method is: COUNT/TRP*FACT. Trip rates are then rounded to 3 decimal places.*

TRIP RATE for Land Use 03 - RESIDENTIAL/A - HOUSES PRIVATELY OWNED
MULTI-MODAL CYCLISTS
Calculation factor: 1 DWELLS
BOLD print indicates peak (busiest) period

	ARRIVALS			DEPARTURES			TOTALS		
Time Range	No. Days	Ave. DWELLS	Trip Rate	No. Days	Ave. DWELLS	Trip Rate	No. Days	Ave. DWELLS	Trip Rate
00:00 - 01:00									
01:00 - 02:00									
02:00 - 03:00									
03:00 - 04:00									
04:00 - 05:00									
05:00 - 06:00									
06:00 - 07:00									
07:00 - 08:00	7	420	0.003	7	420	0.007	7	420	0.010
08:00 - 09:00	7	420	0.003	7	420	0.016	7	420	0.019
09:00 - 10:00	7	420	0.002	7	420	0.002	7	420	0.004
10:00 - 11:00	7	420	0.002	7	420	0.002	7	420	0.004
11:00 - 12:00	7	420	0.002	7	420	0.002	7	420	0.004
12:00 - 13:00	7	420	0.002	7	420	0.002	7	420	0.004
13:00 - 14:00	7	420	0.003	7	420	0.001	7	420	0.004
14:00 - 15:00	7	420	0.003	7	420	0.003	7	420	0.006
15:00 - 16:00	7	420	0.007	7	420	0.002	7	420	0.009
16:00 - 17:00	7	420	0.007	7	420	0.004	7	420	0.011
17:00 - 18:00	7	420	0.010	7	420	0.009	7	420	0.019
18:00 - 19:00	7	420	0.011	7	420	0.006	7	420	0.017
19:00 - 20:00									
20:00 - 21:00									
21:00 - 22:00									
22:00 - 23:00									
23:00 - 24:00									
Total Rates:			0.055			0.056			0.111

This section displays the trip rate results based on the selected set of surveys and the selected count type (shown just above the table). It is split by three main columns, representing arrivals trips, departures trips, and total trips (arrivals plus departures). Within each of these main columns are three sub-columns. These display the number of survey days where count data is included (per time period), the average value of the selected trip rate calculation parameter (per time period), and the trip rate result (per time period). Total trip rates (the sum of the column) are also displayed at the foot of the table.

*To obtain a trip rate, the average (mean) trip rate parameter value (TRP) is first calculated for all selected survey days that have count data available for the stated time period. The average (mean) number of arrivals, departures or totals (whichever applies) is also calculated (COUNT) for all selected survey days that have count data available for the stated time period. Then, the average count is divided by the average trip rate parameter value, and multiplied by the stated calculation factor (shown just above the table and abbreviated here as FACT). So, the method is: COUNT/TRP*FACT. Trip rates are then rounded to 3 decimal places.*

TRIP RATE for Land Use 03 - RESIDENTIAL/A - HOUSES PRIVATELY OWNED
MULTI-MODAL VEHICLE OCCUPANTS
Calculation factor: 1 DWELLS
BOLD print indicates peak (busiest) period

	ARRIVALS			DEPARTURES			TOTALS		
Time Range	No. Days	Ave. DWELLS	Trip Rate	No. Days	Ave. DWELLS	Trip Rate	No. Days	Ave. DWELLS	Trip Rate
00:00 - 01:00									
01:00 - 02:00									
02:00 - 03:00									
03:00 - 04:00									
04:00 - 05:00									
05:00 - 06:00									
06:00 - 07:00									
07:00 - 08:00	7	420	0.088	7	420	0.387	7	420	0.475
08:00 - 09:00	7	420	0.172	7	420	0.588	7	420	0.760
09:00 - 10:00	7	420	0.164	7	420	0.198	7	420	0.362
10:00 - 11:00	7	420	0.133	7	420	0.155	7	420	0.288
11:00 - 12:00	7	420	0.158	7	420	0.174	7	420	0.332
12:00 - 13:00	7	420	0.168	7	420	0.149	7	420	0.317
13:00 - 14:00	7	420	0.180	7	420	0.168	7	420	0.348
14:00 - 15:00	7	420	0.182	7	420	0.210	7	420	0.392
15:00 - 16:00	7	420	0.393	7	420	0.211	7	420	0.604
16:00 - 17:00	7	420	0.399	7	420	0.230	7	420	0.629
17:00 - 18:00	7	420	0.487	7	420	0.223	7	420	0.710
18:00 - 19:00	7	420	0.376	7	420	0.216	7	420	0.592
19:00 - 20:00									
20:00 - 21:00									
21:00 - 22:00									
22:00 - 23:00									
23:00 - 24:00									
Total Rates:			2.900			2.909			5.809

This section displays the trip rate results based on the selected set of surveys and the selected count type (shown just above the table). It is split by three main columns, representing arrivals trips, departures trips, and total trips (arrivals plus departures). Within each of these main columns are three sub-columns. These display the number of survey days where count data is included (per time period), the average value of the selected trip rate calculation parameter (per time period), and the trip rate result (per time period). Total trip rates (the sum of the column) are also displayed at the foot of the table.

*To obtain a trip rate, the average (mean) trip rate parameter value (TRP) is first calculated for all selected survey days that have count data available for the stated time period. The average (mean) number of arrivals, departures or totals (whichever applies) is also calculated (COUNT) for all selected survey days that have count data available for the stated time period. Then, the average count is divided by the average trip rate parameter value, and multiplied by the stated calculation factor (shown just above the table and abbreviated here as FACT). So, the method is: COUNT/TRP*FACT. Trip rates are then rounded to 3 decimal places.*

TRIP RATE for Land Use 03 - RESIDENTIAL/A - HOUSES PRIVATELY OWNED
MULTI-MODAL PEDESTRIANS
Calculation factor: 1 DWELLS
BOLD print indicates peak (busiest) period

	ARRIVALS			DEPARTURES			TOTALS		
Time Range	No. Days	Ave. DWELLS	Trip Rate	No. Days	Ave. DWELLS	Trip Rate	No. Days	Ave. DWELLS	Trip Rate
00:00 - 01:00									
01:00 - 02:00									
02:00 - 03:00									
03:00 - 04:00									
04:00 - 05:00									
05:00 - 06:00									
06:00 - 07:00									
07:00 - 08:00	7	420	0.019	7	420	0.038	7	420	0.057
08:00 - 09:00	7	420	0.035	7	420	0.122	7	420	0.157
09:00 - 10:00	7	420	0.033	7	420	0.026	7	420	0.059
10:00 - 11:00	7	420	0.026	7	420	0.021	7	420	0.047
11:00 - 12:00	7	420	0.020	7	420	0.017	7	420	0.037
12:00 - 13:00	7	420	0.026	7	420	0.024	7	420	0.050
13:00 - 14:00	7	420	0.022	7	420	0.025	7	420	0.047
14:00 - 15:00	7	420	0.032	7	420	0.035	7	420	0.067
15:00 - 16:00	7	420	0.112	7	420	0.046	7	420	0.158
16:00 - 17:00	7	420	0.041	7	420	0.027	7	420	0.068
17:00 - 18:00	7	420	0.042	7	420	0.048	7	420	0.090
18:00 - 19:00	7	420	0.045	7	420	0.048	7	420	0.093
19:00 - 20:00									
20:00 - 21:00									
21:00 - 22:00									
22:00 - 23:00									
23:00 - 24:00									
Total Rates:			0.453			0.477			0.930

This section displays the trip rate results based on the selected set of surveys and the selected count type (shown just above the table). It is split by three main columns, representing arrivals trips, departures trips, and total trips (arrivals plus departures). Within each of these main columns are three sub-columns. These display the number of survey days where count data is included (per time period), the average value of the selected trip rate calculation parameter (per time period), and the trip rate result (per time period). Total trip rates (the sum of the column) are also displayed at the foot of the table.

*To obtain a trip rate, the average (mean) trip rate parameter value (TRP) is first calculated for all selected survey days that have count data available for the stated time period. The average (mean) number of arrivals, departures or totals (whichever applies) is also calculated (COUNT) for all selected survey days that have count data available for the stated time period. Then, the average count is divided by the average trip rate parameter value, and multiplied by the stated calculation factor (shown just above the table and abbreviated here as FACT). So, the method is: COUNT/TRP*FACT. Trip rates are then rounded to 3 decimal places.*

TRIP RATE for Land Use 03 - RESIDENTIAL/A - HOUSES PRIVATELY OWNED
MULTI-MODAL BUS/TRAM PASSENGERS
Calculation factor: 1 DWELLS
BOLD print indicates peak (busiest) period

	ARRIVALS			DEPARTURES			TOTALS		
Time Range	No. Days	Ave. DWELLS	Trip Rate	No. Days	Ave. DWELLS	Trip Rate	No. Days	Ave. DWELLS	Trip Rate
00:00 - 01:00									
01:00 - 02:00									
02:00 - 03:00									
03:00 - 04:00									
04:00 - 05:00									
05:00 - 06:00									
06:00 - 07:00									
07:00 - 08:00	7	420	0.001	7	420	0.023	7	420	0.024
08:00 - 09:00	7	420	0.000	7	420	0.009	7	420	0.009
09:00 - 10:00	7	420	0.001	7	420	0.004	7	420	0.005
10:00 - 11:00	7	420	0.001	7	420	0.004	7	420	0.005
11:00 - 12:00	7	420	0.002	7	420	0.005	7	420	0.007
12:00 - 13:00	7	420	0.002	7	420	0.003	7	420	0.005
13:00 - 14:00	7	420	0.003	7	420	0.001	7	420	0.004
14:00 - 15:00	7	420	0.004	7	420	0.003	7	420	0.007
15:00 - 16:00	7	420	0.014	7	420	0.002	7	420	0.016
16:00 - 17:00	7	420	0.011	7	420	0.001	7	420	0.012
17:00 - 18:00	7	420	0.009	7	420	0.000	7	420	0.009
18:00 - 19:00	7	420	0.005	7	420	0.000	7	420	0.005
19:00 - 20:00									
20:00 - 21:00									
21:00 - 22:00									
22:00 - 23:00									
23:00 - 24:00									
Total Rates:			0.053			0.055			0.108

This section displays the trip rate results based on the selected set of surveys and the selected count type (shown just above the table). It is split by three main columns, representing arrivals trips, departures trips, and total trips (arrivals plus departures). Within each of these main columns are three sub-columns. These display the number of survey days where count data is included (per time period), the average value of the selected trip rate calculation parameter (per time period), and the trip rate result (per time period). Total trip rates (the sum of the column) are also displayed at the foot of the table.

*To obtain a trip rate, the average (mean) trip rate parameter value (TRP) is first calculated for all selected survey days that have count data available for the stated time period. The average (mean) number of arrivals, departures or totals (whichever applies) is also calculated (COUNT) for all selected survey days that have count data available for the stated time period. Then, the average count is divided by the average trip rate parameter value, and multiplied by the stated calculation factor (shown just above the table and abbreviated here as FACT). So, the method is: COUNT/TRP*FACT. Trip rates are then rounded to 3 decimal places.*

TRIP RATE for Land Use 03 - RESIDENTIAL/A - HOUSES PRIVATELY OWNED
MULTI-MODAL TOTAL RAIL PASSENGERS
Calculation factor: 1 DWELLS
BOLD print indicates peak (busiest) period

	ARRIVALS			DEPARTURES			TOTALS		
Time Range	No. Days	Ave. DWELLS	Trip Rate	No. Days	Ave. DWELLS	Trip Rate	No. Days	Ave. DWELLS	Trip Rate
00:00 - 01:00									
01:00 - 02:00									
02:00 - 03:00									
03:00 - 04:00									
04:00 - 05:00									
05:00 - 06:00									
06:00 - 07:00									
07:00 - 08:00	7	420	0.000	7	420	0.008	7	420	0.008
08:00 - 09:00	7	420	0.000	7	420	0.006	7	420	0.006
09:00 - 10:00	7	420	0.000	7	420	0.003	7	420	0.003
10:00 - 11:00	7	420	0.001	7	420	0.001	7	420	0.002
11:00 - 12:00	7	420	0.000	7	420	0.002	7	420	0.002
12:00 - 13:00	7	420	0.000	7	420	0.000	7	420	0.000
13:00 - 14:00	7	420	0.000	7	420	0.000	7	420	0.000
14:00 - 15:00	7	420	0.001	7	420	0.000	7	420	0.001
15:00 - 16:00	7	420	0.003	7	420	0.000	7	420	0.003
16:00 - 17:00	7	420	0.004	7	420	0.000	7	420	0.004
17:00 - 18:00	7	420	0.006	7	420	0.000	7	420	0.006
18:00 - 19:00	7	420	0.005	7	420	0.000	7	420	0.005
19:00 - 20:00									
20:00 - 21:00									
21:00 - 22:00									
22:00 - 23:00									
23:00 - 24:00									
Total Rates:			0.020			0.020			0.040

This section displays the trip rate results based on the selected set of surveys and the selected count type (shown just above the table). It is split by three main columns, representing arrivals trips, departures trips, and total trips (arrivals plus departures). Within each of these main columns are three sub-columns. These display the number of survey days where count data is included (per time period), the average value of the selected trip rate calculation parameter (per time period), and the trip rate result (per time period). Total trip rates (the sum of the column) are also displayed at the foot of the table.

*To obtain a trip rate, the average (mean) trip rate parameter value (TRP) is first calculated for all selected survey days that have count data available for the stated time period. The average (mean) number of arrivals, departures or totals (whichever applies) is also calculated (COUNT) for all selected survey days that have count data available for the stated time period. Then, the average count is divided by the average trip rate parameter value, and multiplied by the stated calculation factor (shown just above the table and abbreviated here as FACT). So, the method is: COUNT/TRP*FACT. Trip rates are then rounded to 3 decimal places.*

TRIP RATE for Land Use 03 - RESIDENTIAL/A - HOUSES PRIVATELY OWNED
MULTI-MODAL COACH PASSENGERS
Calculation factor: 1 DWELLS
BOLD print indicates peak (busiest) period

	ARRIVALS			DEPARTURES			TOTALS		
Time Range	No. Days	Ave. DWELLS	Trip Rate	No. Days	Ave. DWELLS	Trip Rate	No. Days	Ave. DWELLS	Trip Rate
00:00 - 01:00									
01:00 - 02:00									
02:00 - 03:00									
03:00 - 04:00									
04:00 - 05:00									
05:00 - 06:00									
06:00 - 07:00									
07:00 - 08:00	7	420	0.000	7	420	0.000	7	420	0.000
08:00 - 09:00	7	420	0.000	7	420	0.001	7	420	0.001
09:00 - 10:00	7	420	0.000	7	420	0.000	7	420	0.000
10:00 - 11:00	7	420	0.000	7	420	0.000	7	420	0.000
11:00 - 12:00	7	420	0.000	7	420	0.000	7	420	0.000
12:00 - 13:00	7	420	0.000	7	420	0.000	7	420	0.000
13:00 - 14:00	7	420	0.000	7	420	0.000	7	420	0.000
14:00 - 15:00	7	420	0.000	7	420	0.000	7	420	0.000
15:00 - 16:00	7	420	0.000	7	420	0.000	7	420	0.000
16:00 - 17:00	7	420	0.000	7	420	0.000	7	420	0.000
17:00 - 18:00	7	420	0.000	7	420	0.000	7	420	0.000
18:00 - 19:00	7	420	0.000	7	420	0.000	7	420	0.000
19:00 - 20:00									
20:00 - 21:00									
21:00 - 22:00									
22:00 - 23:00									
23:00 - 24:00									
Total Rates:			0.000			0.001			0.001

This section displays the trip rate results based on the selected set of surveys and the selected count type (shown just above the table). It is split by three main columns, representing arrivals trips, departures trips, and total trips (arrivals plus departures). Within each of these main columns are three sub-columns. These display the number of survey days where count data is included (per time period), the average value of the selected trip rate calculation parameter (per time period), and the trip rate result (per time period). Total trip rates (the sum of the column) are also displayed at the foot of the table.

*To obtain a trip rate, the average (mean) trip rate parameter value (TRP) is first calculated for all selected survey days that have count data available for the stated time period. The average (mean) number of arrivals, departures or totals (whichever applies) is also calculated (COUNT) for all selected survey days that have count data available for the stated time period. Then, the average count is divided by the average trip rate parameter value, and multiplied by the stated calculation factor (shown just above the table and abbreviated here as FACT). So, the method is: COUNT/TRP*FACT. Trip rates are then rounded to 3 decimal places.*

TRIP RATE for Land Use 03 - RESIDENTIAL/A - HOUSES PRIVATELY OWNED
MULTI-MODAL PUBLIC TRANSPORT USERS
Calculation factor: 1 DWELLS
BOLD print indicates peak (busiest) period

	ARRIVALS			DEPARTURES			TOTALS		
Time Range	No. Days	Ave. DWELLS	Trip Rate	No. Days	Ave. DWELLS	Trip Rate	No. Days	Ave. DWELLS	Trip Rate
00:00 - 01:00									
01:00 - 02:00									
02:00 - 03:00									
03:00 - 04:00									
04:00 - 05:00									
05:00 - 06:00									
06:00 - 07:00									
07:00 - 08:00	7	420	0.001	7	420	0.031	7	420	0.032
08:00 - 09:00	7	420	0.000	7	420	0.016	7	420	0.016
09:00 - 10:00	7	420	0.001	7	420	0.007	7	420	0.008
10:00 - 11:00	7	420	0.001	7	420	0.005	7	420	0.006
11:00 - 12:00	7	420	0.002	7	420	0.006	7	420	0.008
12:00 - 13:00	7	420	0.002	7	420	0.003	7	420	0.005
13:00 - 14:00	7	420	0.003	7	420	0.001	7	420	0.004
14:00 - 15:00	7	420	0.004	7	420	0.003	7	420	0.007
15:00 - 16:00	7	420	0.018	7	420	0.003	7	420	0.021
16:00 - 17:00	7	420	0.015	7	420	0.001	7	420	0.016
17:00 - 18:00	7	420	0.015	7	420	0.001	7	420	0.016
18:00 - 19:00	7	420	0.010	7	420	0.000	7	420	0.010
19:00 - 20:00									
20:00 - 21:00									
21:00 - 22:00									
22:00 - 23:00									
23:00 - 24:00									
Total Rates:			0.072			0.077			0.149

This section displays the trip rate results based on the selected set of surveys and the selected count type (shown just above the table). It is split by three main columns, representing arrivals trips, departures trips, and total trips (arrivals plus departures). Within each of these main columns are three sub-columns. These display the number of survey days where count data is included (per time period), the average value of the selected trip rate calculation parameter (per time period), and the trip rate result (per time period). Total trip rates (the sum of the column) are also displayed at the foot of the table.

*To obtain a trip rate, the average (mean) trip rate parameter value (TRP) is first calculated for all selected survey days that have count data available for the stated time period. The average (mean) number of arrivals, departures or totals (whichever applies) is also calculated (COUNT) for all selected survey days that have count data available for the stated time period. Then, the average count is divided by the average trip rate parameter value, and multiplied by the stated calculation factor (shown just above the table and abbreviated here as FACT). So, the method is: COUNT/TRP*FACT. Trip rates are then rounded to 3 decimal places.*

TRIP RATE for Land Use 03 - RESIDENTIAL/A - HOUSES PRIVATELY OWNED
MULTI-MODAL TOTAL PEOPLE
Calculation factor: 1 DWELLS
BOLD print indicates peak (busiest) period
Total People to Total Vehicles ratio (all time periods and directions): 1.67

	ARRIVALS			DEPARTURES			TOTALS		
Time Range	No. Days	Ave. DWELLS	Trip Rate	No. Days	Ave. DWELLS	Trip Rate	No. Days	Ave. DWELLS	Trip Rate
00:00 - 01:00									
01:00 - 02:00									
02:00 - 03:00									
03:00 - 04:00									
04:00 - 05:00									
05:00 - 06:00									
06:00 - 07:00									
07:00 - 08:00	7	420	0.111	7	420	0.463	7	420	0.574
08:00 - 09:00	7	420	0.210	7	420	0.742	7	420	0.952
09:00 - 10:00	7	420	0.200	7	420	0.232	7	420	0.432
10:00 - 11:00	7	420	0.162	7	420	0.183	7	420	0.345
11:00 - 12:00	7	420	0.182	7	420	0.199	7	420	0.381
12:00 - 13:00	7	420	0.198	7	420	0.178	7	420	0.376
13:00 - 14:00	7	420	0.208	7	420	0.195	7	420	0.403
14:00 - 15:00	7	420	0.221	7	420	0.251	7	420	0.472
15:00 - 16:00	7	420	0.530	7	420	0.262	7	420	0.792
16:00 - 17:00	7	420	0.462	7	420	0.262	7	420	0.724
17:00 - 18:00	7	420	0.554	7	420	0.280	7	420	0.834
18:00 - 19:00	7	420	0.442	7	420	0.270	7	420	0.712
19:00 - 20:00									
20:00 - 21:00									
21:00 - 22:00									
22:00 - 23:00									
23:00 - 24:00									
Total Rates:			3.480			3.517			6.997

This section displays the trip rate results based on the selected set of surveys and the selected count type (shown just above the table). It is split by three main columns, representing arrivals trips, departures trips, and total trips (arrivals plus departures). Within each of these main columns are three sub-columns. These display the number of survey days where count data is included (per time period), the average value of the selected trip rate calculation parameter (per time period), and the trip rate result (per time period). Total trip rates (the sum of the column) are also displayed at the foot of the table.

*To obtain a trip rate, the average (mean) trip rate parameter value (TRP) is first calculated for all selected survey days that have count data available for the stated time period. The average (mean) number of arrivals, departures or totals (whichever applies) is also calculated (COUNT) for all selected survey days that have count data available for the stated time period. Then, the average count is divided by the average trip rate parameter value, and multiplied by the stated calculation factor (shown just above the table and abbreviated here as FACT). So, the method is: COUNT/TRP*FACT. Trip rates are then rounded to 3 decimal places.*

TRIP RATE for Land Use 03 - RESIDENTIAL/A - HOUSES PRIVATELY OWNED
MULTI-MODAL CARS
Calculation factor: 1 DWELLS
BOLD print indicates peak (busiest) period

	ARRIVALS			DEPARTURES			TOTALS		
Time Range	No. Days	Ave. DWELLS	Trip Rate	No. Days	Ave. DWELLS	Trip Rate	No. Days	Ave. DWELLS	Trip Rate
00:00 - 01:00									
01:00 - 02:00									
02:00 - 03:00									
03:00 - 04:00									
04:00 - 05:00									
05:00 - 06:00									
06:00 - 07:00									
07:00 - 08:00	7	420	0.062	7	420	0.247	7	420	0.309
08:00 - 09:00	7	420	0.125	7	420	0.324	7	420	0.449
09:00 - 10:00	7	420	0.118	7	420	0.132	7	420	0.250
10:00 - 11:00	7	420	0.087	7	420	0.102	7	420	0.189
11:00 - 12:00	7	420	0.099	7	420	0.109	7	420	0.208
12:00 - 13:00	7	420	0.112	7	420	0.102	7	420	0.214
13:00 - 14:00	7	420	0.117	7	420	0.108	7	420	0.225
14:00 - 15:00	7	420	0.115	7	420	0.145	7	420	0.260
15:00 - 16:00	7	420	0.205	7	420	0.131	7	420	0.336
16:00 - 17:00	7	420	0.232	7	420	0.141	7	420	0.373
17:00 - 18:00	7	420	0.305	7	420	0.144	7	420	0.449
18:00 - 19:00	7	420	0.242	7	420	0.140	7	420	0.382
19:00 - 20:00									
20:00 - 21:00									
21:00 - 22:00									
22:00 - 23:00									
23:00 - 24:00									
Total Rates:			1.819			1.825			3.644

This section displays the trip rate results based on the selected set of surveys and the selected count type (shown just above the table). It is split by three main columns, representing arrivals trips, departures trips, and total trips (arrivals plus departures). Within each of these main columns are three sub-columns. These display the number of survey days where count data is included (per time period), the average value of the selected trip rate calculation parameter (per time period), and the trip rate result (per time period). Total trip rates (the sum of the column) are also displayed at the foot of the table.

*To obtain a trip rate, the average (mean) trip rate parameter value (TRP) is first calculated for all selected survey days that have count data available for the stated time period. The average (mean) number of arrivals, departures or totals (whichever applies) is also calculated (COUNT) for all selected survey days that have count data available for the stated time period. Then, the average count is divided by the average trip rate parameter value, and multiplied by the stated calculation factor (shown just above the table and abbreviated here as FACT). So, the method is: COUNT/TRP*FACT. Trip rates are then rounded to 3 decimal places.*

TRIP RATE for Land Use 03 - RESIDENTIAL/A - HOUSES PRIVATELY OWNED
MULTI-MODAL LGVS
Calculation factor: 1 DWELLS
BOLD print indicates peak (busiest) period

	ARRIVALS			DEPARTURES			TOTALS		
Time Range	No. Days	Ave. DWELLS	Trip Rate	No. Days	Ave. DWELLS	Trip Rate	No. Days	Ave. DWELLS	Trip Rate
00:00 - 01:00									
01:00 - 02:00									
02:00 - 03:00									
03:00 - 04:00									
04:00 - 05:00									
05:00 - 06:00									
06:00 - 07:00									
07:00 - 08:00	7	420	0.012	7	420	0.030	7	420	0.042
08:00 - 09:00	7	420	0.014	7	420	0.021	7	420	0.035
09:00 - 10:00	7	420	0.019	7	420	0.018	7	420	0.037
10:00 - 11:00	7	420	0.018	7	420	0.017	7	420	0.035
11:00 - 12:00	7	420	0.023	7	420	0.022	7	420	0.045
12:00 - 13:00	7	420	0.017	7	420	0.014	7	420	0.031
13:00 - 14:00	7	420	0.017	7	420	0.025	7	420	0.042
14:00 - 15:00	7	420	0.019	7	420	0.017	7	420	0.036
15:00 - 16:00	7	420	0.019	7	420	0.021	7	420	0.040
16:00 - 17:00	7	420	0.029	7	420	0.019	7	420	0.048
17:00 - 18:00	7	420	0.028	7	420	0.012	7	420	0.040
18:00 - 19:00	7	420	0.015	7	420	0.008	7	420	0.023
19:00 - 20:00									
20:00 - 21:00									
21:00 - 22:00									
22:00 - 23:00									
23:00 - 24:00									
Total Rates:			0.230			0.224			0.454

This section displays the trip rate results based on the selected set of surveys and the selected count type (shown just above the table). It is split by three main columns, representing arrivals trips, departures trips, and total trips (arrivals plus departures). Within each of these main columns are three sub-columns. These display the number of survey days where count data is included (per time period), the average value of the selected trip rate calculation parameter (per time period), and the trip rate result (per time period). Total trip rates (the sum of the column) are also displayed at the foot of the table.

*To obtain a trip rate, the average (mean) trip rate parameter value (TRP) is first calculated for all selected survey days that have count data available for the stated time period. The average (mean) number of arrivals, departures or totals (whichever applies) is also calculated (COUNT) for all selected survey days that have count data available for the stated time period. Then, the average count is divided by the average trip rate parameter value, and multiplied by the stated calculation factor (shown just above the table and abbreviated here as FACT). So, the method is: COUNT/TRP*FACT. Trip rates are then rounded to 3 decimal places.*

TRIP RATE for Land Use 03 - RESIDENTIAL/A - HOUSES PRIVATELY OWNED
MULTI-MODAL MOTOR CYCLES
Calculation factor: 1 DWELLS
BOLD print indicates peak (busiest) period

	ARRIVALS			DEPARTURES			TOTALS		
Time Range	No. Days	Ave. DWELLS	Trip Rate	No. Days	Ave. DWELLS	Trip Rate	No. Days	Ave. DWELLS	Trip Rate
00:00 - 01:00									
01:00 - 02:00									
02:00 - 03:00									
03:00 - 04:00									
04:00 - 05:00									
05:00 - 06:00									
06:00 - 07:00									
07:00 - 08:00	7	420	0.000	7	420	0.002	7	420	0.002
08:00 - 09:00	7	420	0.001	7	420	0.004	7	420	0.005
09:00 - 10:00	7	420	0.000	7	420	0.000	7	420	0.000
10:00 - 11:00	7	420	0.001	7	420	0.000	7	420	0.001
11:00 - 12:00	7	420	0.000	7	420	0.001	7	420	0.001
12:00 - 13:00	7	420	0.001	7	420	0.000	7	420	0.001
13:00 - 14:00	7	420	0.000	7	420	0.000	7	420	0.000
14:00 - 15:00	7	420	0.000	7	420	0.000	7	420	0.000
15:00 - 16:00	7	420	0.002	7	420	0.001	7	420	0.003
16:00 - 17:00	7	420	0.001	7	420	0.001	7	420	0.002
17:00 - 18:00	7	420	0.002	7	420	0.001	7	420	0.003
18:00 - 19:00	7	420	0.003	7	420	0.002	7	420	0.005
19:00 - 20:00									
20:00 - 21:00									
21:00 - 22:00									
22:00 - 23:00									
23:00 - 24:00									
Total Rates:			0.011			0.012			0.023

This section displays the trip rate results based on the selected set of surveys and the selected count type (shown just above the table). It is split by three main columns, representing arrivals trips, departures trips, and total trips (arrivals plus departures). Within each of these main columns are three sub-columns. These display the number of survey days where count data is included (per time period), the average value of the selected trip rate calculation parameter (per time period), and the trip rate result (per time period). Total trip rates (the sum of the column) are also displayed at the foot of the table.

*To obtain a trip rate, the average (mean) trip rate parameter value (TRP) is first calculated for all selected survey days that have count data available for the stated time period. The average (mean) number of arrivals, departures or totals (whichever applies) is also calculated (COUNT) for all selected survey days that have count data available for the stated time period. Then, the average count is divided by the average trip rate parameter value, and multiplied by the stated calculation factor (shown just above the table and abbreviated here as FACT). So, the method is: COUNT/TRP*FACT. Trip rates are then rounded to 3 decimal places.*

Appendix C: S106B Appeal Traffic Survey Data

Charles & Associates
Park House, Park Farm,
East Malling Trust Estate
Bradbourne Lane,
Aylesford, Kent,
ME20 6SN
c-a.uk.com

Technical Note

Chart Road Improvement Scheme, Ashford

23-036-001 Rev B

S106A Application Rebuttal Note

May 2023

Rev	Issue Purpose	Author	Checked	Reviewed	Approved	Date
-	Draft	DA/SW	OM	JW		17/05/2023
A	Minor Updates	DA/SW	OM	JW	JW	24/05/2023
B	Issue	DA/SW	OM	JW	JW	24/05/2023

1 Introduction

1.1 Background

1.1.1 Charles & Associates Consulting Engineers Ltd. (C&A) have been instructed by Kent County Council (KCC) to review the transport data and modelling underpinning proposed highway improvements on a section of the A28 Chart Road, in Ashford, Kent.

1.1.2 The proposed scheme improvement scheme comprises of the conversion of the A28 Chart Road, between the 'Tank' and 'Matalan' roundabouts from single lanes to two lanes in each direction. This will incorporate the improvement of both roundabouts and the Chart Road/ Loudon Way signalised junction. The scheme also includes the construction of a new railway bridge for the southbound carriageway. The scheme has an estimated cost of circa £26.2m.

1.1.3 The proposed highway improvement scheme was originally developed in 2014/15 in response to existing pressures on the highway network and to facilitate the planned Chilmington Green development.

1.1.4 Chilmington Green is a large-scale mixed-use development including up to 5,750 residential dwellings to the southwest of Ashford town centre. It is required to financially contribute towards the implementation of the scheme as part of its planning consent (ref: 12/00400/AS) enshrined in a s106 agreement ("the Agreement').

1.2 Proposed s106 Amendment Application

1.2.1 The Chilmington Green developer submitted a s106 to Ashford Borough Council (ABC) and KCC to modify the original Agreement in October 2022 via a s106 amendment (S106A) application. With specific regard to the proposed highway improvement scheme on the A28 Chart Road three modifications are requested relating to the need for a bond, the letting of the Construction Contract and the schedule of financial contributions towards the scheme.

1.2.2 The purpose of this note is to provide an evidence base to support KCC's response to the S106 application with specific regards to overarching need for the scheme and the third matter raised in the application relating to the schedule of financial contributions towards the scheme.

1.2.3 The schedule of payments as agreed within the Agreement are set out below:

Table 1.1: s106 Agreement – Schedule 18A Payment Table

Line	Amount	Due Date
1	£4,754,800	31/03/2021
2	£2,868,700	31/03/2022
3	£2,868,700	31/03/2023
4	£2,868,600	31/03/2024
5	£2,868,700	31/03/2025
6	£2,868,700	31/03/2026
7	£2,868,600	31/03/2027
8	£2,868,700	31/03/2028
9	£2,330,400	31/03/2029
10	£1,822,900	31/03/2030
Total	**£28,988,800**	

1.2.4 In the S106A application the applicant requests that the payment schedule be modified to the following:

Table 1.2: S106A – Proposed Schedule 18A Payment Table

Line	Amount	Occupation Trigger
1	£1,080,041.41	2,650th Dwelling
2	£1,080,041.41	3,000th Dwelling
3	£1,080,041.41	3,350th Dwelling
4	£1,080,041.41	3,700th Dwelling
5	£1,080,041.41	4,050th Dwelling
6	£1,080,041.41	4,400th Dwelling
7	£1,080,041.41	4,750th Dwelling
8	£1,080,041.41	5,100th Dwelling
9	£1,080,041.41	5,450th Dwelling
10	£1,080,041.41	5,700th Dwelling
Total	**£10,804,141**	

1.2.5 It is noted that the contribution values are proposed to be altered to reflect South East Local Enterprise Partnership (SELEP) funding and contributions from other developments. This note does not seek to respond to these matters but rather focuses upon the proposed amendments to the financial contribution timings/trigger events with respect to Schedule 18A of the Agreement.

2 Scheme Justification

2.1 Historic Need

2.1.1 The development of the proposed scheme was supported by a 'Transport Business Case'[1] (TBC) that was submitted to the SELEP in 2016 to secure funding from the 'Local growth Fund'. Within the 'Strategic Case' chapter of the TBC the existing problems of traffic congestion and delays at the time were identified and evidenced in Section 3.3 through site observations, traffic surveys and development of a microsimulation transport model of the study area.

2.1.2 The evidence collected to inform the business case shows that network conditions in 2016 within the area of the scheme were heavily congested during highway peak periods:

[1] A28 Chart Road - LGF Transport Business Case, Amey, (January 2016)

"During peak periods, congestion is a major issue along the A28 and in particular between Matalan and Tank roundabouts. Journey times are unreliable for private car users and public transport operators alike along the corridor.

Queue length data was collected at a number of critical junctions…including Tank, Matalan, and Loudon Way junctions… The data indicated that the A28 Chart Road experiences high levels of traffic and congestion during peak periods. The surveys (undertaken in July 2015) suggest slow moving traffic moves along Chart Road resulting in queues at each of the junctions with queuing in excess of 100m experienced on the A28 at the Loudon Way junction. The highest queue along Chart Road was observed at the Matalan junction (Great Chart Bypass Arm) with the queue extending more than 250m in the AM peak (0800-0900)."

2.1.3 The conditions on the A28 Chart Road in 2016 were considered to act as a significant constraint on the network and were anticipated to worsen as a result of planned development in the area, in particular the Chilmington Green development which was consented in outline in 2014.

2.2 Current Network Operation

Site Observations

2.2.2 Site observations have been undertaken to enable the present-day traffic conditions on the network to be fully understood. As such C&A undertook site visits on Tuesday 25th April 2023 during both the AM and PM peak highway periods to coincide with independently collected junction turning count and queue length surveys (further detail provided later in this report).

2.2.3 The site observations indicated that the A28 corridor within the area of the proposed improvement scheme continues to suffer from peak period congestion and delays. The observations made during the site visits are summarised below.

Matalan Roundabout

2.2.4 A queue of approximately 140m was observed along Brookfield Road at the beginning of the surveyed AM peak at 0745, before extending to 500m+ to the Clockhouse signalised junction by 0805 (**Figure 2.1)**. The queue remained to approximately this point for the entirety of the peak period. The majority of queueing occurred in the right-hand lane from vehicles attempting to turn right onto Chart Road NE.

2.2.5 The source of the queue was observed to be exit blocking for vehicles from the junction towards Chart Road NE due to existing queues on the link towards the junction with Loudon Way (**Figure 2.2)**. The queue extended back onto the roundabout itself and intersected with other queues on the Great Chart Bypass (**Figure 2.3**).

2.2.6 The queues on the Great Chart Bypass itself extended back beyond the Wyvern School site towards the junction with Tithe Barn Lane.

Figure 2.1: End of Queue at Clockhouse Signalised Junction (AM Peak)

Figure 2.2: Queue on Chart Road towards Loudon Way (AM Peak)

Figure 2.3: Exit Blocking at Matalan Roundabout from Chart Road NE (AM Peak)

2.2.7 The queue on Brookfield Road included left-turning traffic that was held in the single-lane bottleneck for the Chart Road-bound queue. However, once the carriageway returned to two lanes past the Matalan/Leacon Road signalised junction, left-turning traffic was generally free flowing. In some cases, vehicles utilised the left lane to turn right onto the roundabout, which occurred with very little additional conflict with other road users. The flow/interaction of traffic between the A28 Great Chart Bypass, Chart Road, and Brookfield Road was poor for most of the peak period, with the overwhelming majority of drivers aiming to access A28 Chart Road NE via these routes.

2.2.8 It was observed that vehicles on some occasions entered the Matalan Roundabout without sufficient storage, leading to exit blocking for vehicles entering from Chart Road NE travelling west to Great Chart Bypass. This led to some aggression and conflict between road users.

2.2.9 The queuing on Brookfield Road also caused additional interactions between vehicles exiting Leacon Road and those on the main carriageway. The lack of carriageway storage and slow-moving congestion in some instances led to Leacon Road traffic entering the carriageway on their green signal and blocking both right turning vehicles and vehicles travelling south on Brookfield Road **(Figure 2.4)**.

Figure 2.4: Aftermath of Brookfield Road Blocking (AM Peak)

2.2.10 Overall, congestion on the Matalan Roundabout could be considered significant and sustained throughout the entire peak period, with persistent queuing on the roundabout itself and several instances of exit blocking at the Leacon Road signalised junction, and both the Chart Road Bypass and Chart Road NE arms of the roundabout.

Loudon Way/A28 Chart Road Junction

2.2.11 During the AM peak period, a queue of approximately 230m was observed on Chart Road EB. This queue formed due to red traffic signals at the junction with Loudon Way to allow right-turning traffic onto Chart Road WB. The queue on Chart Road EB was observed to have two segments: the first starting from the Matalan roundabout and continuing to the end of the railway bridge **(Figure 2.5),** and the second starting approximately 30m beyond the end of the first queue and extending to the Loudon Way junction.

Figure 2.5: Queuing on Chart Road towards Loudon Way (AM Peak)

2.2.12 Drivers were also observed to be slowing while exiting the railway bridge, contributing to the queue that extended back to the Matalan Roundabout as described in the previous section. The queue on Chart Road was observed to be further triggered by vehicles turning right into Cobbswood Industrial Estate from Chart Road EB. A similar queue of approximately 300m, was observed during the PM peak period caused by the red signal at the Loudon Way Junction, allowing right-turning traffic onto Chart Road WB.

Tank Roundabout

2.2.13 From the beginning of the AM Peak Period at 0750 on A28 Chart Road, there was a significant queue that began at the Loudon Way junction and extended approximately 63m from Tank Roundabout. The queue, upon investigation, was found to be initially caused by the red signal at the A28 Chart Rd/Loudon Way junction. By 0800, this had extended to the Tank Roundabout and was causing exit blocking on Chart Road leading to queues extending back to the A292 gyratory and Templer Way **(Figure 2.6** and **Figure 2.7)**.

Figure 2.6: Congestion from Chart Road onto Tank Roundabout (AM Peak)

Figure 2.7: Congestion from Chart Road onto Tank Roundabout (PM Peak)

2.2.14 There was a continuous interaction between vehicles turning right from the Cobbswood Estate Industrial Estate onto Chart Road EB, which contributed further to the already established queue on A28 Chart Road. This prolonged queue on the A28 caused traffic to block back along Chart Road E, resulting in an approximately 185-metre-long queue **(Figure 2.8)**

Figure 2.8: Chart Road blocking back to Tank Roundabout (PM Peak)

2.2.15 Utilisation of the pedestrian crossing on A28 Chart Road triggered a queue on both the A28 Templer Way and Chart Road E. Once traffic flow resumed, a poor interaction between Templer Way and Chart Road E resulted in queues of approximately 40m and 65m on each arm, respectively **(Figure 2.9).** At times, the ahead flows from Templer Way onto Carlton Road contributed to the queues on Chart Road E.

Figure 2.9: Queues blocking to gyratory from Tank Roundabout (AM Peak)

2.2.16 During the PM peak period, queues were observed on both A28 Chart Road and Templer Way. Similar to the AM period, the signal at Loudon Way contributed to queuing along the A28 Chart Road. Poor interaction between traffic along Templer Way and Chart Road E occupied the circulatory lane of the roundabout, resulting in an approximately 50-meter queue along Carlton Road.

Traffic Data Comparison

2.2.17 Given the time passed since the inception of the scheme and its underlying evidence base it was considered appropriate to undertake a new comprehensive traffic data collection exercise in 2023 to compare with historic traffic conditions on the network and supplement the site observations to verify the need for the scheme in the current network operation context.

2.2.18 The following traffic surveys were undertaken in April/May 2023:

- Weekday peak period junction turning counts and queue length surveys at the Tank & Matalan roundabouts and Chart Road/Loudon Way junction – Tuesday 25th April 2023.
- 14-day automated traffic counter (ATC) surveys at 6 locations on the network surrounding the scheme and on the accesses to the Chilmington Green development – Tuesday 25th April – Monday 8th May 2023.

2.2.19 It should be noted that there were some occupations on the Chilmington Green development at the time of the surveys. ATC counters on the constructed site accesses captured most of the movements to/from the Chilmington Green development using the A28 Chart Road and these flows will be deducted from the data to provide a fair representation of baseline conditions without Chilmington Green development traffic.

Queue Length Comparison 2013 vs 2023

2.2.20 Queue length data at each of the three key junctions in the study network was obtained by an independent survey company and has been compared with equivalent data collected in 2013.

2.2.21 The maximum queue length recorded on each arm of the junctions in each 30-minute period are summarised in the tables below. The raw queue data for the 2013 and 2023 surveys is provided in **Appendix A.**

Table 2.1: Matalan Roundabout – Recorded Max Queue Lengths (2013 Vs 2023)

Time	2013 Survey				2023 Survey			
	Chart Rd (NW)	A28 Great Chart	Brookfie ld Rd	Chart Rd (NE)	Chart Rd (NW)	A28 Great Chart	Brookfie ld Rd	Chart Rd (NE)
AM Peak								
0700-0730	2	3	4	0	5	12	20	3
0730-0800	3	26	10	8	7	33	24	10
0800-0830	6	30	10	0	10	33	24	17
0830-0900	6	30	19	2	8	33	23	15
0900-0930	1	9	4	3	8	32	20	5
0930-1000	1	3	10	3	7	25	11	3
PM Peak								
1600-1630	7	6	8	8	10	17	24	5
1630-1700	4	5	16	15	10	23	16	5
1700-1730	5	5	7	15	9	33	24	17
1730-1800	2	12	14	10	10	33	23	12
1800-1830	0	3	6	10	10	8	15	4
1830-1900	1	9	13	4	5	8	9	2

2.2.22 The comparative queue data above indicates that the Matalan Roundabout currently observes higher and more sustained levels of queueing at the junction than was observed in 2013. In particular, the Brookfield Road arm observes significantly increased levels of queueing in comparison to the 2013 survey data during both peak periods. The A28 Great Chart Bypass approach also observed significantly higher flows in the PM peak.

Table 2.2: A28/Loudon Way – Recorded Max Queue Lengths (2013 Vs 2023)

Time	2013 Survey			2023 Survey		
	Loudon Way	A28 Chart Rd (SW)	A28 Chart Rd (NE)	Loudon Way	A28 Chart Rd (SW)	A28 Chart Rd (NE)
AM Peak						
0700-0730	8	14	6	7	23	17
0730-0800	7	25	5	13	28	28
0800-0830	15	25	10	18	32	24
0830-0900	17	25	15	21	25	49
0900-0930	12	19	5	17	26	20
0930-1000	5	18	5	5	26	14
PM Peak						
1600-1630	5	12	10	10	27	36
1630-1700	6	21	9	12	24	49
1700-1730	5	16	11	20	25	53
1730-1800	7	21	15	11	25	52
1800-1830	3	16	13	10	23	19
1830-1900	5	8	7	6	24	13

2.2.23 The comparison of queue data above indicates that the level of queueing at the junction was significantly higher in 2023 than the observed queues in 2013, in particular on the A28 Chart Road (NE) approach during both peak periods.

2.2.24 The data also suggests that the levels of queueing are sustained over a longer period of time in 2023 which indicates the occurrence of 'peak spreading' where journeys via the junction are started earlier and/or later to avoid congestion at the junction.

Table 2.3: Tank Roundabout – Recorded Max Queue Lengths (2013 Vs 2023)

Time	2013 Survey					2023 Survey				
	A28 Templ er Way	Sir Henry Brak. Way	A28 Chart Rd	Carlto n Rd	Chart Rd (E)	A28 Templ er Way	Sir Henry Brak. Way	A28 Chart Rd	Carlto n Rd	Chart Rd (E)
AM Peak										
0700-0730	3	3	20	1	3	10	4	4	5	5
0730-0800	5	1	18	2	4	16	3	17	2	7
0800-0830	4	3	15	4	8	13	3	17	6	12
0830-0900	6	0	10	2	9	12	5	17	5	13
0900-0930	4	0	5	3	3	8	2	8	5	10
0930-1000	0	1	2	1	3	7	1	6	3	6
PM Peak										
1600-1630	4	1	20	3	3	7	3	7	4	13
1630-1700	8	0	10	10	18	20	2	15	11	5
1700-1730	30	1	30	10	22	20	2	17	20	15
1730-1800	30	1	12	8	22	9	2	7	2	12
1800-1830	30	1	5	2	22	10	2	7	3	5
1830-1900	5	1	1	2	0	6	2	9	3	5

2.2.25 The queue length data above indicates that levels of queueing at the Tank roundabout are broadly similar to those observed in 2013. In the AM peak period the 2023 observed queues have generally increased, however, conversely, there is a slight reduction across some arms in the PM peak period.

2.2.26 The total recorded queues on each arm of the junctions in each 30-minute period are summarised in the tables below.

Table 2.4: Matalan Roundabout – Total Recorded Queues (2013 Vs 2023)

Time	2013 Survey					2023 Survey				
	Chart Rd (NW)	A28 Great Chart	Brookfield Rd	Chart Rd (NE)	Time Period Total	Chart Rd (NW)	A28 Great Chart	Brookfield Rd	Chart Rd (NE)	Time Period Total
AM Peak										
0700-0730	4	9	7	0	**20**	21	51	65	9	**146**
0730-0800	7	48	31	8	**94**	27	159	117	29	**332**
0800-0830	18	178	37	0	**233**	41	196	141	90	**468**
0830-0900	15	169	58	2	**244**	24	194	127	42	**387**
0900-0930	1	16	11	4	**32**	36	117	76	13	**242**
0930-1000	1	4	14	3	**22**	22	59	44	12	**137**
Arm Total	**46**	**424**	**158**	**17**		**171**	**776**	**570**	**195**	
PM Peak										
1600-1630	11	15	18	8	**52**	37	55	95	20	**207**
1630-1700	8	7	46	22	**83**	39	74	61	19	**193**
1700-1730	7	15	17	42	**81**	42	177	134	62	**415**
1730-1800	5	32	35	24	**96**	42	187	89	38	**356**
1800-1830	0	11	28	18	**57**	29	26	54	11	**120**
1830-1900	3	17	13	7	**40**	12	20	31	6	**69**
Arm Total	**34**	**97**	**157**	**121**		**201**	**539**	**464**	**156**	

2.2.27 The total recorded queues at the Matalan roundabout indicate a significant increase in the 2023 surveys in comparison to the equivalent surveys in 2013. The significant differences between the two sets of data can be noticed on the individual approaches to the junction with all arms observing significant increases in total queues across the highway peak periods.

2.2.28 It is also important to note that the total queue within each time period has also increased significantly in 2023 demonstrating more sustained periods of queuing across the surveyed periods which indicates the occurrence of ‘peak spreading’ on the network to avoid congestion and delay on the network.

Table 2.5: A28/Loudon Way – Total Recorded Queues (2013 Vs 2023)

Time	2013 Survey				2023 Survey			
	Loudon Way	A28 Chart Rd (SW)	A28 Chart Rd (NE)	Time Period Total	Loudon Way	A28 Chart Rd (SW)	A28 Chart Rd (NE)	Time Period Total
AM Peak								
0700-0730	29	50	24	**103**	29	110	58	**197**
0730-0800	26	134	23	**183**	20	93	32	**145**
0800-0830	53	150	25	**228**	81	145	106	**332**
0830-0900	66	150	48	**264**	23	105	48	**176**
0900-0930	25	72	14	**111**	34	108	55	**197**
0930-1000	13	58	22	**93**	19	95	47	**161**
Arm Total	**212**	**614**	**156**		**206**	**656**	**346**	
PM Peak								
1600-1630	14	58	27	**99**	38	135	129	**302**
1630-1700	20	93	32	**145**	53	134	189	**376**
1700-1730	19	68	40	**127**	67	129	284	**480**
1730-1800	23	105	48	**176**	41	138	185	**364**
1800-1830	9	68	38	**115**	35	103	99	**237**
1830-1900	11	20	19	**50**	21	86	59	**166**
Arm Total	**96**	**412**	**204**		**255**	**725**	**945**	

2.2.29 The total recorded queues at the A28 Chart Road/Loudon Way junction indicate a significant increase in the 2023 surveys in comparison to the equivalent surveys in 2013 during the PM peak in particular. The significant differences between the two sets of data can be noticed on the individual approaches to the junction with all arms observing significant increases in total queues across the PM peak period.

2.2.30 It is also important to note that the total queue within each time period has also increased significantly in 2023 demonstrating more sustained periods of queuing across the surveyed periods which indicates the occurrence of ‘peak spreading’ on the network to avoid congestion and delay on the network.

Table 2.6: Tank Roundabout - Total Recorded Queues (2013 Vs 2023)

Time	2013 Survey						2023 Survey					
	A28 Templer Way	Sir Henr Brak. Way	A28 Chart Rd	Carlton Rd	Chart Rd (E)	Time Period Total	A28 Templer Way	Sir Henr Brak. Way	A28 Chart Rd	Carlton Rd	Chart Rd (E)	Time Period Total
AM Peak												
0700-0730	7	5	35	2	7	**56**	31	14	23	14	16	**98**
0730-0800	8	1	45	4	4	**62**	51	14	60	12	23	**160**
0800-0830	11	4	45	7	28	**95**	48	14	52	19	36	**169**
0830-0900	11	0	25	4	12	**52**	48	14	52	19	36	**169**
0900-0930	10	0	16	5	3	**34**	27	9	30	15	25	**106**
0930-1000	0	2	3	2	3	**10**	19	6	24	12	23	**84**
Arm Total	**47**	**12**	**169**	**24**	**57**		**224**	**71**	**241**	**91**	**159**	
PM Peak												
1600-1630	4	1	24	10	10	**49**	30	8	29	15	29	**111**
1630-1700	21	0	27	29	43	**120**	57	8	47	29	23	**164**
1700-1730	86	1	46	38	109	**280**	93	8	83	56	53	**293**
1730-1800	98	2	35	11	132	**278**	34	7	25	10	25	**101**
1800-1830	69	1	12	3	100	**185**	25	9	20	12	21	**87**
1830-1900	4	4	1	2	0	**11**	19	6	27	9	13	**74**
Arm Total	**282**	**9**	**145**	**93**	**394**		**258**	**46**	**231**	**131**	**164**	

2.2.1 The total recorded queues at the Tank roundabout indicate a significant increase in the 2023 surveys in comparison to the equivalent surveys in 2013. The significant differences between the two sets of data can be noticed on the individual approaches to the junction with all arms observing significant increases in total queues across the highway peak periods.

2.2.2 It is also important to note that in general the total queue within each time period has also increased significantly in 2023 demonstrating more sustained periods of queuing across the surveyed periods which indicates the occurrence of ‘peak spreading’ on the network to avoid congestion and delay on the network.

Traffic Flow Comparison 2013 vs 2023

2.2.3 The junction turning counts available for 2013 and 2023 at the three key junctions have been compared to provide an indication of current network operation compared to 2013 conditions, upon which the improvement scheme was conceived and developed. It should be noted that the following parameters were kept consistent to ensure a fair comparison.

- The surveyed period for the AM and PM peak periods were 0700-1000 and 1600-1900 respectively.
- The surveys were obtained on a neutral weekday (Tuesday) for both the comparison years.
- The PCU conversion values has been applied as summarised in the table below.

Table 2.7: Vehicle type and PCU Values

Vehicle	PCU Value
Car	1.0
Light Goods Vehicle (LGV)	1.0
Other Goods Vehicle 1 (OGV1)	1.0
Motorcycle (MCY)	1.0
Public Service Vehicle (PSV)	2.0
Other Goods Vehicle 2 (OGV2)	2.0

2.2.4 A comparison of the total turning movements at each of the key junctions on the corridor for each peak period is presented in **Figure 2.10 and Figure 2.11** below. The raw traffic flow data for the 2023 surveys is provided in **Appendix B**.

Figure 2.10: Total AM Peak Period Turning Movements (2013 Vs 2023)

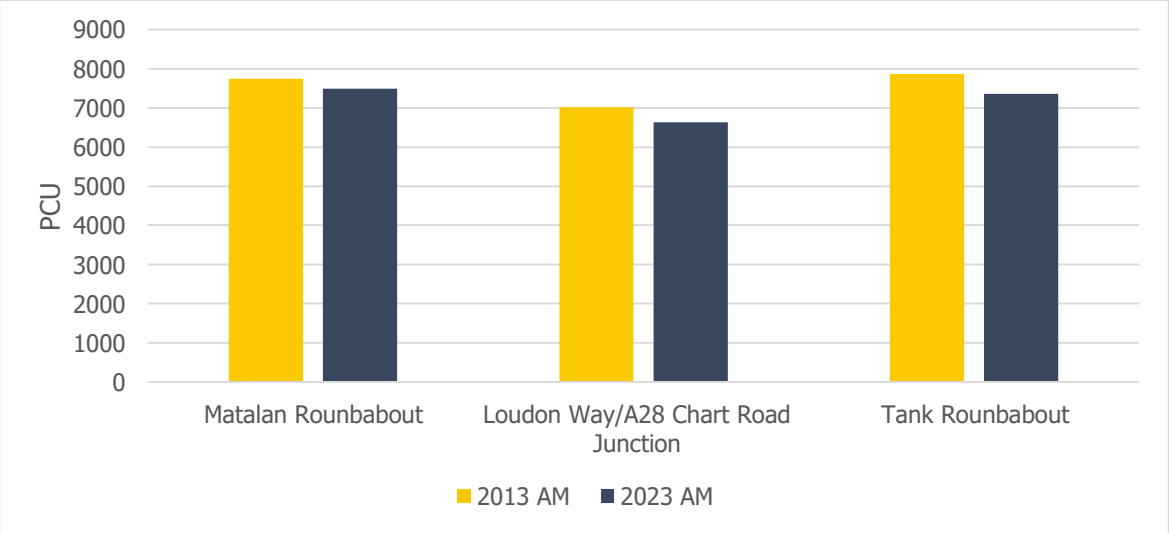

Figure 2.11: Total PM Peak Period Turning Movements (2013 Vs 2023)

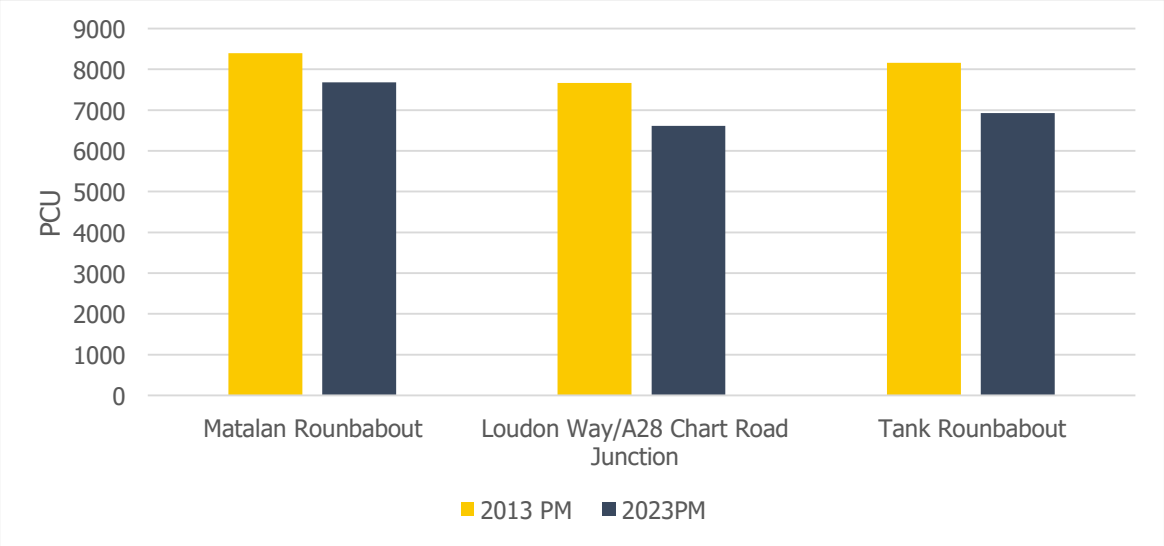

2.2.5 The graphs above indicate that the total vehicles movements through each junction during the AM (0700-1000) and PM (1600-1900) peak periods have reduced slightly from 2013 levels. It should be noted, however, that the flows in the AM peak in particular are of a similar order and within typically accepted daily variances in traffic.

2.2.6 The total turning movements at a junction can be also affected by congestion and queuing on the network during the survey period which can prevent traffic from entering a junction or junctions, otherwise known as 'latent demand'. Furthermore, simply looking at total junction flows does not present a full picture of traffic movements on the critical arms of the network, as such data has been explored further to determine flow comparisons on individual arms of the junctions.

Matalan Roundabout

2.2.7 The Matalan Roundabout is a four-arm roundabout as shown in **Figure 2.12**. The Chart Road NE arm of the junction interacts directly with Loudon Way signalised junction.

Figure 2.12: Matalan Roundabout

2.2.8 The overall traffic volumes at Matalan Roundabout decreased by 3% in the AM and 9% in the PM period. However, when analysing the traffic flows on individual arms, it is evident that during the AM period, the traffic flow from Chart Road NW to Chart Road NE has increased by 28%, and from Chart Road NE to Great Chart Bypass has increased by 27%.

2.2.9 Similarly, during the PM period, the traffic from Chart Road NW to Chart Road NE has risen by 81%, while the traffic volumes from Chart Road NE to Great Chart Bypass reduced by 2%. This suggests that there has been an increase in traffic using Chart Road to bypass congestion on the A28 the Matalan Roundabout.

A28 Chart Road/Loudon Way Junction

2.2.10 The A28 Chart Road/Loudon Way junction is a three-arm signalised junction as shown in **Figure 2.13**. The junction is located along the A28 approximately midway between the Tank and Matalan roundabouts.

Figure 2.13: A28 Chart Road/Loudon Way Junction

2.2.11 The total traffic volume through the junction has reduced by 5% in the morning peak period and 14% in the afternoon peak period compared with the 2013 surveys. However, when examining traffic volumes on each arm, it's apparent that during the AM period there was a 67% increase in traffic flow from Chart Road SW to Loudon Way and a 16% increase from Loudon Way to Chart Road SW.

2.2.12 Similarly, in the PM period, there was no change in traffic flow from Chart Road SW to Loudon Way, but a 62% increase in traffic flow from Loudon Way to Chart Road SW. Therefore, it is evident that there has been a significant increase in movements between Chart Rd SW and Loudon Way.

Tank Roundabout

2.2.13 Tank Roundabout is a five-arm roundabout as shown in **Figure 2.14**. The A28 Chart Road leading southwest forms a junction with Loudon Way and subsequently the Matalan roundabout. The A28 Templer way leads north and forms the southwestern arm of the Drovers Roundabout junction while Chart Road E forms the western arm of the A292 gyratory.

Figure 2.14: Tank Roundabout

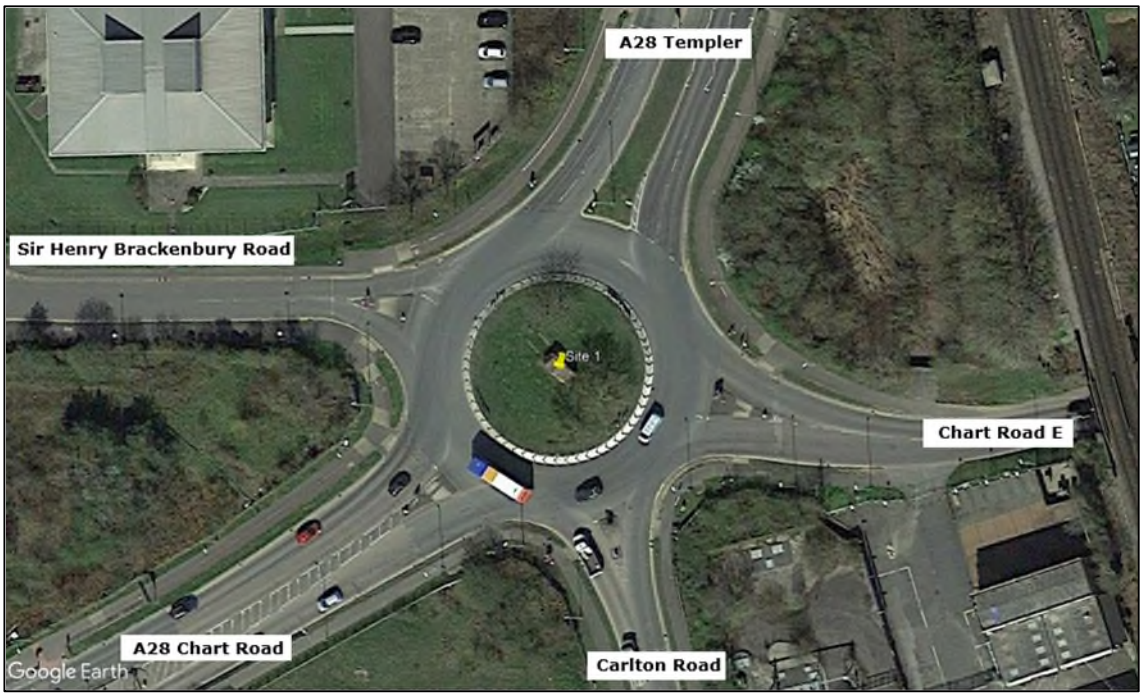

2.2.14 The Roundabout's total traffic volume reduced by 6% in the AM peak and 15% in the PM peak compared with the 2013 surveys. However, a closer examination of traffic on each arm shows that during the AM peak, there was a 29% rise in traffic flow from Chart Road E to the A28 Chart Road and an 86% increase from A28 Templer Way to Carlton Road.

2.2.15 Similarly, in the PM, there was a 3% decrease in traffic flow from Chart Road E to A28 Chart Road, but a 53% increase in traffic flow from A28 Templer Way to Carlton Road. It is worth noting that both Templer Way and Chart Road E have a conflict point, meaning one must give way to the other during their interaction.

Summary

2.2.16 In summary the presence of significant queuing, as evidenced from the site observations and traffic surveys, clearly demonstrate that the congested conditions on the network which derived the need for the scheme remain prevalent on the area of network proposed to be improved.

2.2.17 In particular, site observations during the highway peak periods provide clear evidence of queueing vehicles interacting with downstream junctions, exacerbating conditions at those junctions further. This was particularly evident at the Matalan roundabout where vehicles queuing on the A28 Chart Road towards Loudon Way caused exit blocking during extended periods of the highway peaks, and also at the Tank roundabout.

2.2.18 Furthermore, the data provides evidence of both 'peak spreading' and use of alternative routes to avoid congestion. In particular, the data shows increased and prolonged use of Chart Road as an alternative route to the A28 Great Chart Bypass on approach to the Matalan roundabout.

2.2.19 Based on the above it is considered that traffic conditions on the study network in 2023 remain heavily congested, as was the case in 2013 and the subsequent years when the A28 Chart Road improvement scheme was conceived. It is clear that the highway capacity improvement in the form of the dualling scheme is required to resolve existing and acute congestion issues in addition to accommodating forecast traffic demand from the Chilmington Green development.

ATC Data Comparison

2.2.20 In addition, 14-day automated traffic counter surveys have been undertaken and compared with equivalent surveys undertaken in 2013 on The Street/Chart Road nr the village of Great Chart. It should be noted that the exact location of the surveys is not identical, however, they are considered to be suitable to provide a high level comparison of link flows on this section of the network.

2.2.21 The ATC data is summarised and compared below. The raw ATC survey data is provided in **Appendix C** for reference.

2.2.22 The locations of the comparative ATC survey datasets are shown in the figure below. It is noted that the junction with Ninn Lane and Singleton Road is located between the two survey locations, however, flows on theses minor road are anticipated to be low and as noted above it is considered suitable for a high-level comparison of link traffic flow levels to be made.

Figure 2.15: ATC's Comparison Location Point A

Figure 2.16: 5-day Average AM Peak Flows (EB)

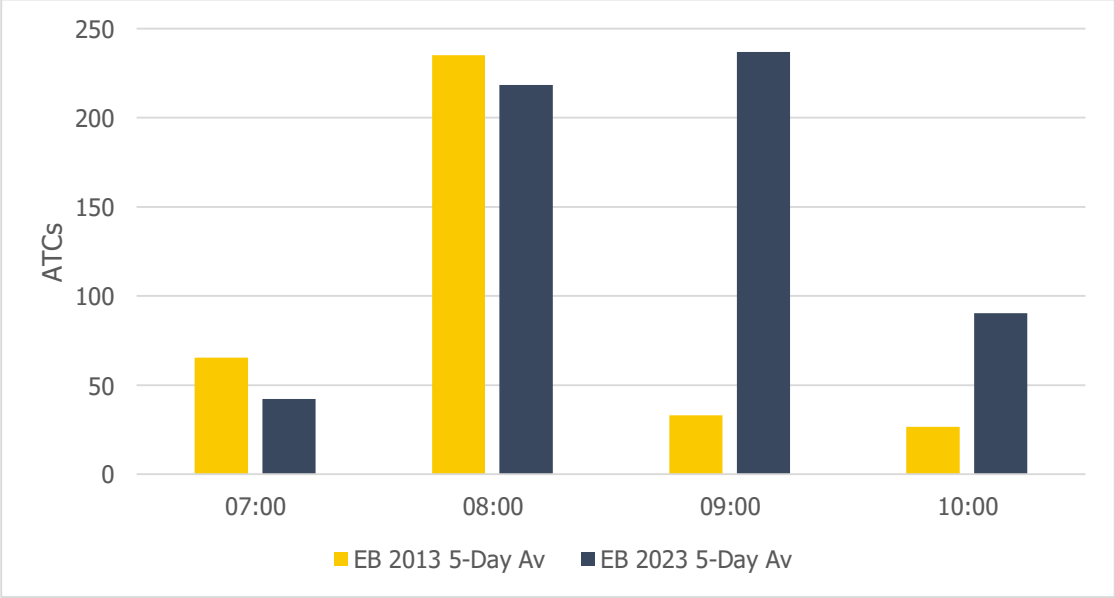

Figure 2.17: 5-day Average PM Peak Flows (EB)

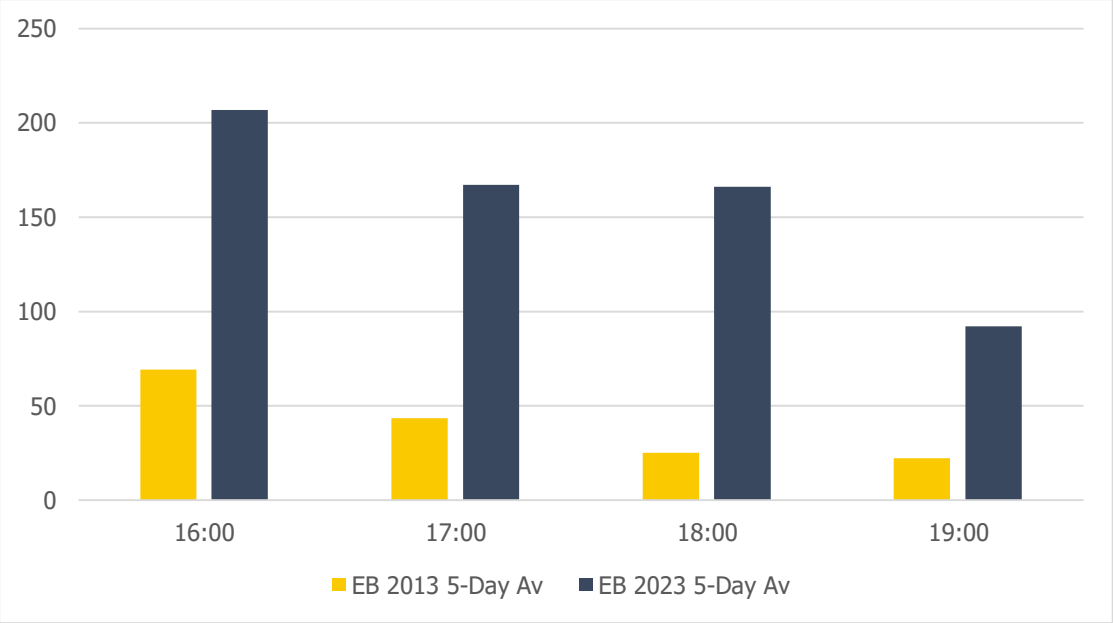

Figure 2.18: 5-day Average AM Peak Flows (WB)

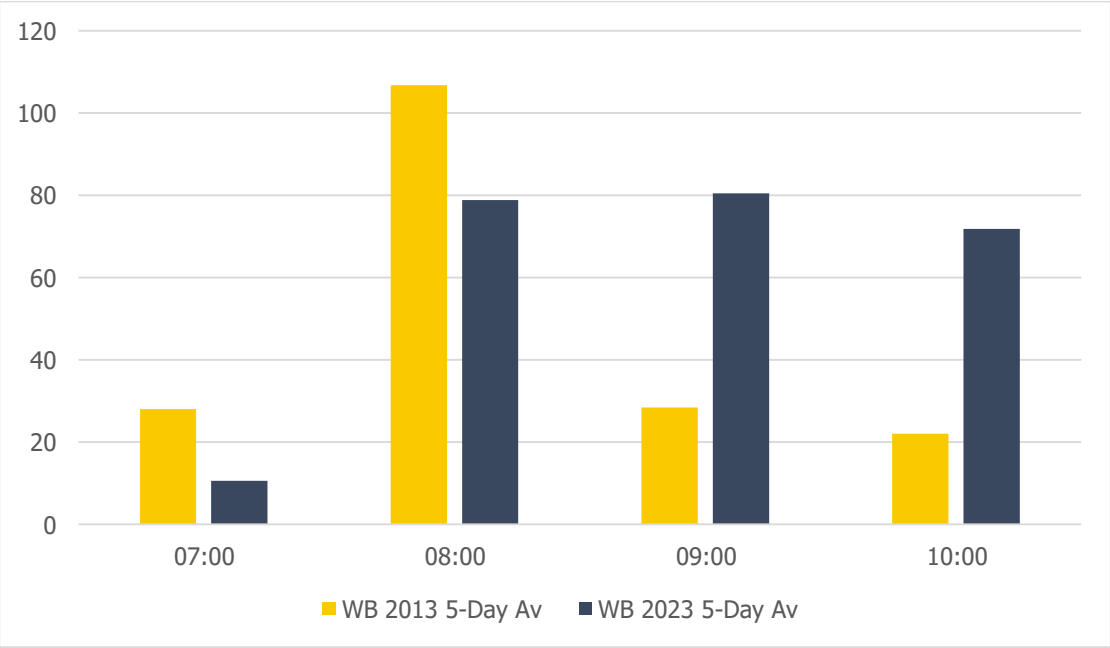

Figure 2.19: 5-day Average PM Peak Flows (WB)

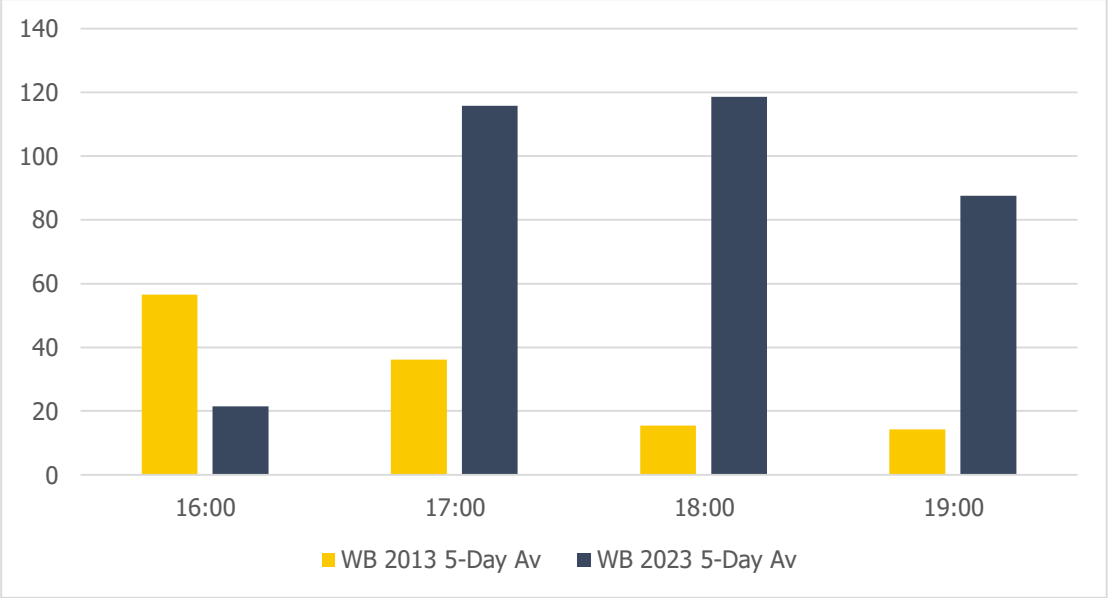

2.2.23 The ATC survey data provides a useful comparison of weekday traffic flow volumes on the A28 between 2013 and 2023 as they provide a weekly average as opposed to a single day survey, which can be prone to daily variances in traffic.

2.2.24 The recorded average traffic flows on The Street/Chart Rd through the village of Great Chart are significantly higher in 2023 and indicate an increase in volume across the whole of the peak period. This is further evidence of the occurrence of 'peak spreading' whereby road users adjust their journey start time to avoid congestion and delay on the network.

2.2.25 The increase in flows through Great Chart is particularly evident in the PM Peak but also in the AM peak where higher flows are sustained throughout the AM peak period. By comparison the 2013 data shows a more defined and shorter peak period, particularly during the AM peak.

2.2.26 The data further evidences the impact of congestion and delay on the A28 Great Chart Bypass with vehicles seeking alternative routes throughout the peak periods from a road ironically intended as a bypass of Great Chart village.

3 S106A Application Rebuttal

3.1 Discharge of Payment Obligations

3.1.1 Item 93 of the applicant's letter to ABC and KCC, which forms the basis of the S106A states the following:

"The application to discharge the payment obligations in respect of the A28 is advanced for reasons of viability and deliverability. Such are the costs of these obligations that the burden of payment is undermining the viability of Main Phases 1 and 2 and in turn the deliverability of the Development…In the circumstances these payment obligations cannot sensibly be regarded as serving any useful purpose."

3.1.2 It is evident from Chapter 2 above that the underlying need for the A28 improvement scheme in terms of improving highway capacity on the A28 Chart Road in light of significant congestions and delay during highway peak periods remains valid. The evidence provided of conditions on the network in 2023 clearly demonstrate that the operation of the A28 Chart Road corridor is heavily congested. Furthermore, the additional forecast traffic demand arising from the Chilmington Green development site, of which a significant proportion is yet to be built out and occupied, will significantly exacerbate network conditions in the future.

3.1.3 Given the evidence provided it is considered that there is no significant change in circumstance with respect to the underlying need for the scheme since the original s106 Agreement was signed that would question the 'usefulness' of the related obligation to contribute to the cost of delivery of the scheme.

3.2 Trigger Point Determination

3.2.1 Item 93 of the applicant's letter to ABC and KCC attempts to convert the trigger event from the specified dates in the Agreement to dwelling occupations as set out in Table 1.2 above.

3.2.2 It is noted that reference is made to transport modelling undertaken by consultants Vectos in 2013, which is provided in Appendix 5 of the Explanatory Statement supporting the S106A. The Vectos assessment indicates that the first phase of the works at the Chart Road/Loudon Way junction would be required by the 1,500th occupation based upon the local network operation context at the time.

3.2.3 Notwithstanding this assessment, the trigger events specified in the Agreement were agreed as specified dates of ten staged payments over a ten-year period. It can therefore be inferred from this that the original Schedule 18A payments and trigger events were based upon matters other than highway capacity as the payments were not tied or scaled to traffic generation thresholds or values.

3.2.4 For comparison purposes C&A have converted the staged payments within the agreed Schedule 18A into dwelling occupations using the originally assumed phasing information provided in Table 10.1 (pg 42) of the Explanatory Statement supporting the S106A application. These are shown in the table below alongside the proposed occupation triggers within the S106A application.

Table 3.1: s106 Agreement – Schedule 18A Dwelling Occupations Conversion

Line	Due Date	Comparative Occupations	Proposed Occupation Trigger
Payment 1	31/03/2021	1,251st dwelling	2,650th Dwelling
Payment 2	31/03/2022	1,726th dwelling	3,000th Dwelling
Payment 3	31/03/2023	1,951st dwelling	3,350th Dwelling
Payment 4	31/03/2024	2,176th dwelling	3,700th Dwelling
Payment 5	31/03/2025	2,401st dwelling	4,050th Dwelling
Payment 6	31/03/2026	2,886th dwelling	4,400th Dwelling
Payment 7	31/03/2027	3,146th dwelling	4,750th Dwelling
Payment 8	31/03/2028	3,406th dwelling	5,100th Dwelling
Payment 9	31/03/2029	3,666th dwelling	5,450th Dwelling
Payment 10	31/03/2030	3,926th dwelling	5,700th Dwelling

3.2.5 As can be seen from the table above, the proposed occupation triggers set out in the S106A application are significantly delayed when compared with the occupations that would have occurred by the agreed Schedule 18A payment dates aligned with the original phasing assumptions for Chilmington Green.

3.2.6 No evidence has been provided in support of the S106A application that demonstrates the network along the A28 Chart Road corridor can accommodate the additional traffic demand from the development in advance of the proposed highway improvement scheme. Furthermore, given the evidence set out in this report relating to the current operation of the network, which suffers from severe queuing and delay, it is clear that the need for the mitigation scheme is already critical and there is no scope for a delay to the works.

3.3 Forecast Traffic Assumptions

3.3.1 Chapter 10 of the Explanatory Statement sets out a case at page 43 for the proposed amendment to the payment occupation triggers in relation to ‘background traffic growth’.

3.3.2 Paragraph 10.24 states the following:

“The originally agreed triggers were based on a defined number of dwellings. The impact of development traffic at each phase was assumed to require mitigation. The combination of forecast background traffic and phased development traffic determined when a contribution was required to carry out mitigating works”

3.3.3 As highlighted above it is not clear that the originally agreed triggers were based on numbers of dwelling occupations given that the payments within Schedule 18A, as agreed, had trigger events defined as specific dates in time rather than based on development build out/occupation. As such, the above paragraph, which forms the basis of the applicant's case to amend the payment schedule is considered fundamentally incorrect.

3.3.4 Notwithstanding the above, the Explanatory Statement claims that the traffic forecasts developed in 2017 and based upon 2013 traffic data, are higher than more recent forecasts developed on behalf of the Applicant using traffic data from 2022 and an updated version of TEMPro (version 7.2c). Tables 10.3 and 10.4 of the document provides comparative levels of flow on the A28 between the two sets of forecasts.

3.3.5 The use of comparative forecast link flows to evidence the ability of the network to accommodate additional development traffic in advance of proposed mitigation is considered to be an overly crude assessment. The reason for this is that the assessment gives no consideration to the exiting operation of the network, which has been evidenced as being heavily congested at present.

3.3.6 The assessment falls short of providing updated assessments of baseline or forecast network performance, as originally undertaken by Vectos, to determine baseline traffic conditions and whether there is any capacity to accommodate additional traffic demand from the development in advance of mitigation works.

3.3.7 In contrast, based upon the clear evidence provided in this report, it is evident that there is no capacity within the network during weekday peak highway periods at present and certainly not to accommodate the forecast traffic demand from the Chilmington Green development in the future in advance of highway mitigation.

Appendix A Raw Queue Survey Data

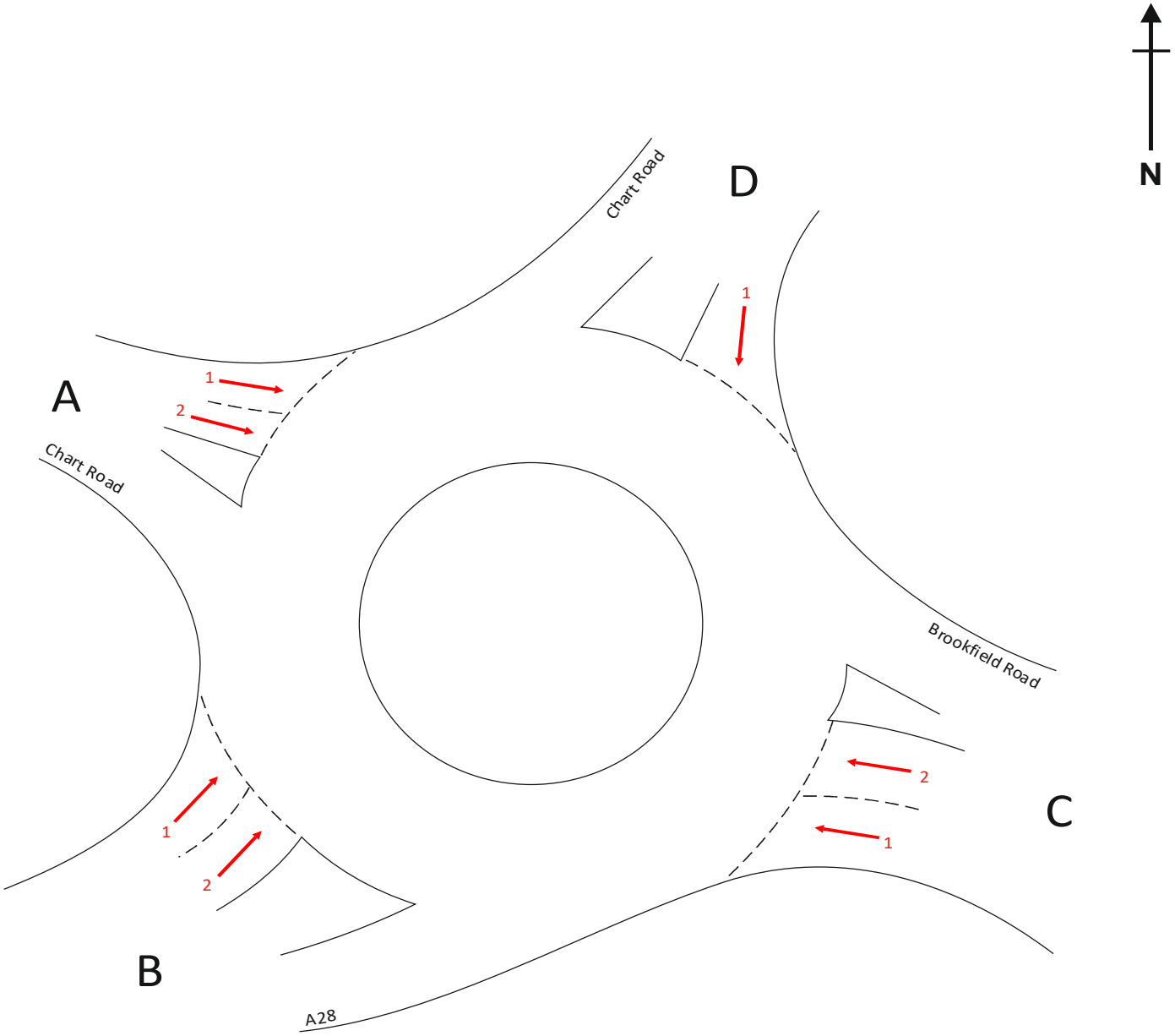

AXIOM Traffic Limited

For and on behalf of:

vectos transport planning specialists

CHILMINGTON GREEN

Tuesday 17 September 2013

0700-1000
1600-1900

Drawing N°:	**16768 - 01**
Site:	**1 - QUEUE LENGTHS**
Location:	**Chart Road / A28 / Brookfield Road**

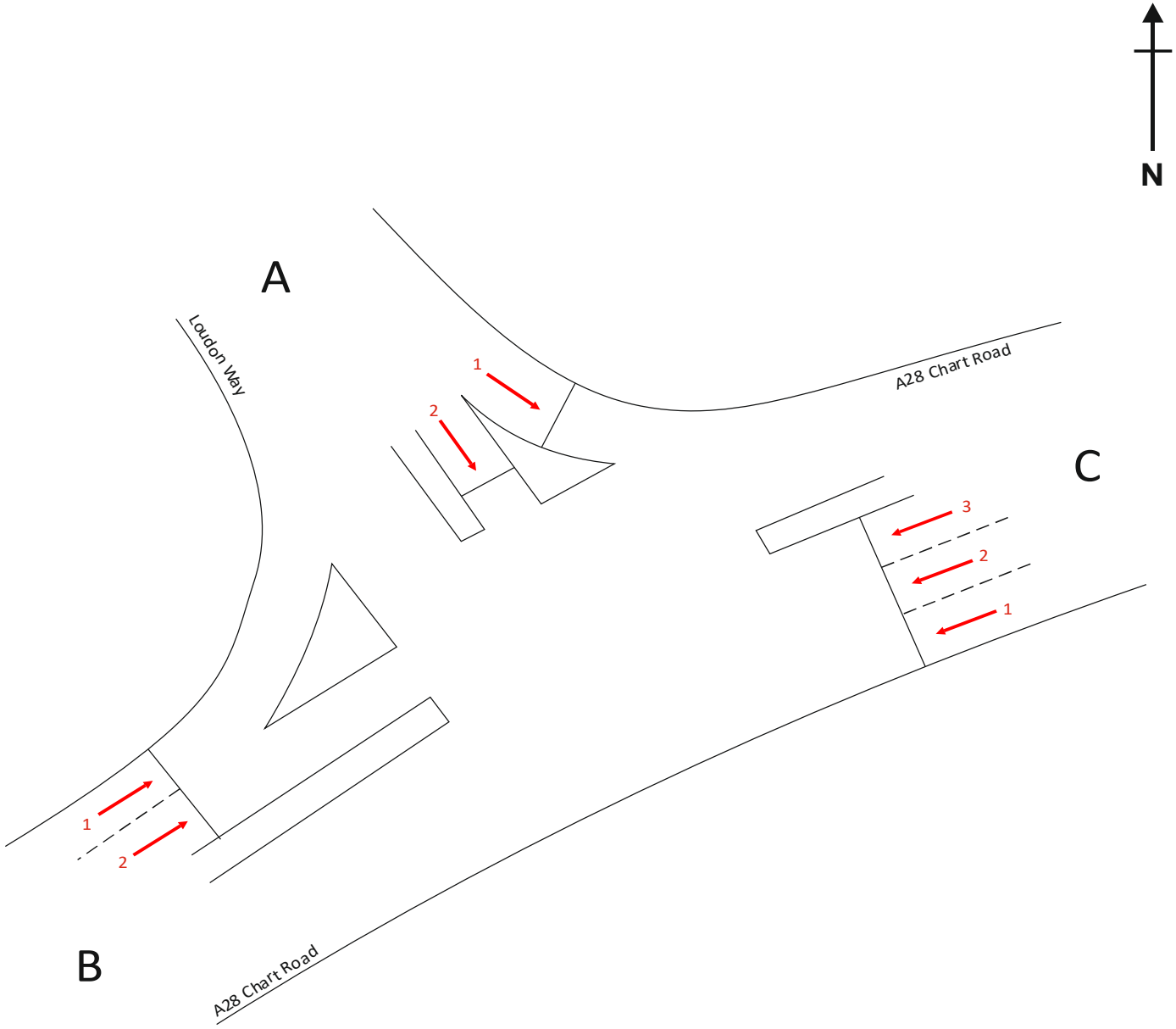

AXIOM Traffic Limited

For and on behalf of:

vectos transport planning specialists

CHILMINGTON GREEN

Tuesday 17 September 2013

0700-1000
1600-1900

Drawing N°:	**16768 - 02**
Site:	**2 - QUEUE LENGTHS**
Location:	**Loudon Way / A28 Chart Road**

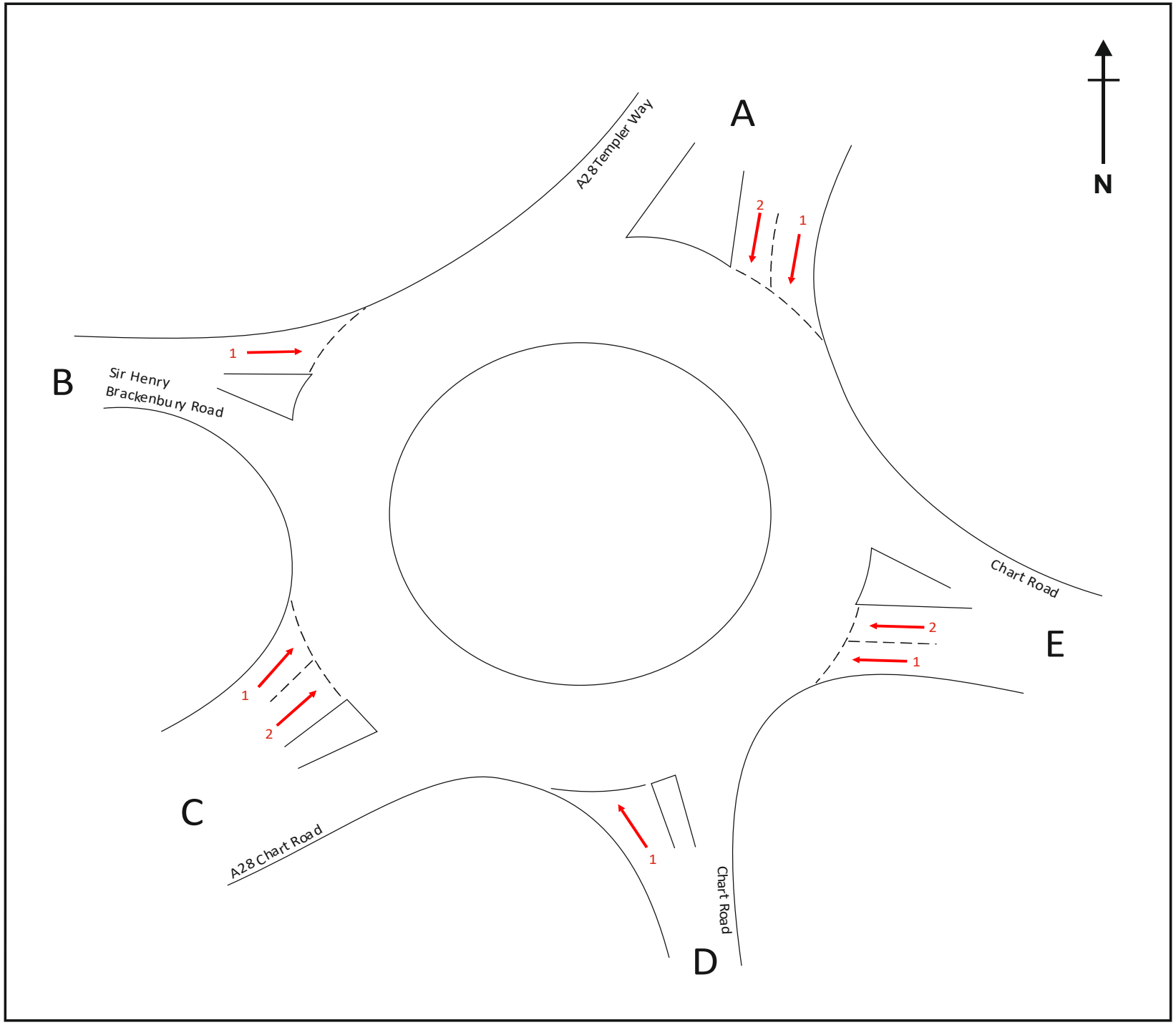

AXIOM Traffic Limited

For and on behalf of:

vectos transport planning specialists

CHILMINGTON GREEN

Tuesday 17 September 2013

0700-1000
1600-1900

Drawing N°:	**16768 - 03**
Site:	**3 - QUEUE LENGTHS**
Location:	**A28 Templer Way / Sir Henry Brackenbury Road / A28 Chart Road / Chart Road**

QUEUE LENGTHS

JOB REF: 16768

JOB NAME: CHILMINGTON GREEN

SITE: 1 **DATE:** 17/09/2013

LOCATION: CHART ROAD / A28 / BROOKFIELD ROAD **DAY:** TUESDAY

NOTE: Queue Lengths recorded by the number of vehicles queuing at each 5-minute interval by lane
"+" Represents where queue stretched out of sight or back to next junction.

TIME	ARM A CHART RD (NW)		ARM B A28		ARM C BROOKFIELD RD		ARM D CHART RD (NE)	
	LANE 1	LANE 2	LANE 1	LANE 2	LANE 1	LANE 2	LANE 1	LANE 2
07:00	0	0	0	0	0	0	0	0
07:05	1	0	0	0	0	0	0	0
07:10	2	0	2	0	0	0	0	0
07:15	0	0	3	2	0	0	0	0
07:20	0	0	3	0	0	0	0	0
07:25	0	0	1	1	0	3	0	0
07:30	1	0	0	0	1	4	0	0
07:35	0	0	1	0	0	7	0	0
07:40	0	0	6	0	0	0	0	0
07:45	1	0	10	2	1	6	0	0
07:50	3	0	1	4	0	0	1	8
07:55	1	1	4	1	0	10	0	0
08:00	2	1	26	3	0	8	0	0
08:05	0	0	28	2	0	10	0	0
08:10	4	3	30+	1	0	7	0	0
08:15	6	1	30+	1	1	6	0	0
08:20	6	0	30+	0	1	5	0	0
08:25	0	0	30+	0	2	5	0	0
08:30	2	1	30+	0	0	4	0	0
08:35	6	2	30+	0	0	15	0	0
08:40	6	2	28	2	1	19	0	0
08:45	1	1	30+	0	0	10	0	0
08:50	0	0	22	0	0	2	0	0
08:55	1	1	30+	1	0	5	0	2

QUEUE LENGTHS

JOB REF: 16768

JOB NAME: CHILMINGTON GREEN

SITE: 1 **DATE:** 17/09/2013

LOCATION: CHART ROAD / A28 / BROOKFIELD ROAD **DAY:** TUESDAY

NOTE: Queue Lengths recorded by the number of vehicles queuing at each 5-minute interval by lane
"+" Represents where queue stretched out of sight or back to next junction.

TIME	ARM A CHART RD (NW)		ARM B A28		ARM C BROOKFIELD RD		ARM D CHART RD (NE)	
	LANE 1	LANE 2	LANE 1	LANE 2	LANE 1	LANE 2	LANE 1	LANE 2
09:00	1	0	29	2	1	7	0	0
09:05	0	1	9	0	0	4	1	1
09:10	1	0	0	0	0	4	0	2
09:15	0	0	0	0	0	0	0	0
09:20	0	0	2	0	1	3	0	0
09:25	0	0	4	0	0	0	3	1
09:30	0	0	1	0	0	0	0	0
09:35	0	0	1	0	0	0	0	0
09:40	1	1	0	0	0	0	3	0
09:45	0	0	3	0	0	3	0	0
09:50	0	0	0	0	0	10	0	0
09:55	0	0	0	0	0	0	0	0
10:00	0	0	0	0	0	1	0	0

QUEUE LENGTHS

JOB REF: 16768

JOB NAME: CHILMINGTON GREEN

SITE: 1 **DATE:** 17/09/2013

LOCATION: CHART ROAD / A28 / BROOKFIELD ROAD **DAY:** TUESDAY

NOTE: Queue Lengths recorded by the number of vehicles queuing at each 5-minute interval by lane
"+" Represents where queue stretched out of sight or back to next junction.

TIME	ARM A CHART RD (NW)		ARM B A28		ARM C BROOKFIELD RD		ARM D CHART RD (NE)	
	LANE 1	LANE 2	LANE 1	LANE 2	LANE 1	LANE 2	LANE 1	LANE 2
16:00	1	0	0	2	0	3	1	2
16:05	0	0	0	0	0	8	0	0
16:10	2	0	0	0	0	8	0	0
16:15	7	2	6	0	0	0	0	4
16:20	0	0	2	0	0	1	0	0
16:25	2	1	6	0	1	1	8	0
16:30	0	0	1	0	0	0	0	0
16:35	0	0	0	0	2	7	0	0
16:40	3	0	5	0	3	0	3	0
16:45	0	0	1	1	0	16	15+	0
16:50	1	0	1	0	0	11	0	0
16:55	4	0	0	0	0	2	0	0
17:00	0	0	0	0	0	10	4	0
17:05	0	0	2	0	0	1	10	0
17:10	0	0	0	0	0	2	12	0
17:15	5	1	5	2	0	1	0	0
17:20	0	0	3	0	0	7	0	0
17:25	1	0	4	0	1	4	5	0
17:30	1	0	1	3	1	2	15+	0
17:35	1	0	6	0	1	0	5	0
17:40	1	0	12	0	0	8	0	0
17:45	0	2	0	0	1	14	0	0
17:50	1	0	1	2	2	13	10	0
17:55	2	0	9	0	0	0	0	0

QUEUE LENGTHS

JOB REF: 16768

JOB NAME: CHILMINGTON GREEN

SITE: 1 **DATE:** 17/09/2013

LOCATION: CHART ROAD / A28 / BROOKFIELD ROAD **DAY:** TUESDAY

NOTE: Queue Lengths recorded by the number of vehicles queuing at each 5-minute interval by lane
"+" Represents where queue stretched out of sight or back to next junction.

TIME	ARM A CHART RD (NW)		ARM B A28		ARM C BROOKFIELD RD		ARM D CHART RD (NE)	
	LANE 1	LANE 2	LANE 1	LANE 2	LANE 1	LANE 2	LANE 1	LANE 2
18:00	0	0	4	0	0	0	9	0
18:05	0	0	3	0	0	5	0	2
18:10	0	0	1	1	3	3	6	0
18:15	0	0	1	0	0	5	10	0
18:20	0	0	1	0	2	6	0	0
18:25	0	0	3	0	0	5	2	1
18:30	0	0	2	0	2	4	0	0
18:35	0	0	1	1	0	0	0	0
18:40	1	0	2	0	2	13	4	0
18:45	0	0	0	0	0	0	0	0
18:50	0	0	9	0	0	0	0	0
18:55	1	1	4	1	3	0	3	0
19:00	1	0	1	0	0	0	0	0

QUEUE LENGTHS

JOB REF: 16768

JOB NAME: CHILMINGTON GREEN

SITE: 2 **DATE:** 17/09/2013

LOCATION: LOUDON WAY / A28 CHART ROAD **DAY:** TUESDAY

NOTE: Queue Lengths recorded by the number of vehicles queuing at each 5-minute interval by lane
"+" Represents where queue stretched out of sight or back to next junction.

TIME	ARM A LOUDON WAY		ARM B A28 CHART RD (SW)		ARM C A28 CHART RD (NE)		
	LANE 1	LANE 2	LANE 1	LANE 2	LANE 1	LANE 2	LANE 3
07:00	1	0	0	4	2	0	1
07:05	1	0	0	4	6	0	1
07:10	3	3	0	6	5	1	2
07:15	8	3	1	6	6	0	1
07:20	7	3	1	12	2	0	3
07:25	4	3	1	14	4	0	2
07:30	6	1	0	8	1	0	0
07:35	2	2	0	18	2	0	3
07:40	2	7	1	16	5	0	1
07:45	6	7	0	25+	5	0	2
07:50	3	6	0	25+	4	0	2
07:55	4	1	0	25+	2	0	1
08:00	5	3	1	25+	5	1	3
08:05	7	6	0	25+	3	0	1
08:10	14	8	0	25+	2	0	3
08:15	8	4	1	25+	5	0	5
08:20	9	4	2	25+	4	0	1
08:25	8	7	0	25+	3	0	4
08:30	7	15	2	25+	8	0	10
08:35	15	7	3	25+	5	0	4
08:40	9	6	4	25+	5	0	11
08:45	17	3	0	25+	4	0	15
08:50	5	4	2	25+	6	1	8
08:55	6	2	1	25+	6	0	7

QUEUE LENGTHS

JOB REF: 16768

JOB NAME: CHILMINGTON GREEN

SITE: 2 **DATE:** 17/09/2013

LOCATION: LOUDON WAY / A28 CHART ROAD **DAY:** TUESDAY

NOTE: Queue Lengths recorded by the number of vehicles queuing at each 5-minute interval by lane
"+" Represents where queue stretched out of sight or back to next junction.

TIME	ARM A LOUDON WAY		ARM B A28 CHART RD (SW)		ARM C A28 CHART RD (NE)		
	LANE 1	LANE 2	LANE 1	LANE 2	LANE 1	LANE 2	LANE 3
09:00	14	3	1	25+	10	0	3
09:05	12	7	1	19	2	0	3
09:10	5	6	1	11	3	1	2
09:15	5	2	0	11	2	0	1
09:20	1	1	0	6	2	0	2
09:25	2	3	1	17	2	0	1
09:30	0	0	1	8	3	0	5
09:35	4	2	0	10	4	0	1
09:40	0	3	1	6	5	0	1
09:45	1	5	0	11	3	0	3
09:50	1	1	0	7	4	0	0
09:55	2	1	0	18	3	1	3
10:00	0	1	1	6	3	0	0

QUEUE LENGTHS

JOB REF: 16768

JOB NAME: CHILMINGTON GREEN

SITE: 2 **DATE:** 17/09/2013

LOCATION: LOUDON WAY / A28 CHART ROAD **DAY:** TUESDAY

NOTE: Queue Lengths recorded by the number of vehicles queuing at each 5-minute interval by lane
"+" Represents where queue stretched out of sight or back to next junction.

TIME	ARM A LOUDON WAY		ARM B A28 CHART RD (SW)		ARM C A28 CHART RD (NE)		
	LANE 1	LANE 2	LANE 1	LANE 2	LANE 1	LANE 2	LANE 3
16:00	1	2	0	8	5	0	14
16:05	4	3	2	12	10	0	2
16:10	0	0	0	3	0	0	0
16:15	2	0	1	10	0	0	3
16:20	5	3	2	8	9	0	6
16:25	2	1	1	7	0	0	4
16:30	1	2	0	18	6	0	12
16:35	4	4	2	16	5	0	7
16:40	2	4	0	21	4	0	2
16:45	5	2	2	13	5	0	9
16:50	1	1	1	16	3	0	4
16:55	2	3	0	18	8	0	3
17:00	1	6	3	9	7	0	7
17:05	5	1	3	16	5	0	9
17:10	1	0	2	4	0	0	1
17:15	3	1	3	15	11	1	5
17:20	3	0	0	7	7	0	8
17:25	2	3	1	13	9	0	3
17:30	5	4	3	13	8	0	6
17:35	2	3	1	17	6	0	9
17:40	2	3	2	16	6	0	3
17:45	5	7	4	17	8	1	15
17:50	2	5	3	14	9	0	7
17:55	5	3	2	21	11	0	5

QUEUE LENGTHS

JOB REF: 16768

JOB NAME: CHILMINGTON GREEN

SITE: 2 **DATE:** 17/09/2013

LOCATION: LOUDON WAY / A28 CHART ROAD **DAY:** TUESDAY

NOTE: Queue Lengths recorded by the number of vehicles queuing at each 5-minute interval by lane
"+" Represents where queue stretched out of sight or back to next junction.

TIME	ARM A LOUDON WAY		ARM B A28 CHART RD (SW)		ARM C A28 CHART RD (NE)		
	LANE 1	LANE 2	LANE 1	LANE 2	LANE 1	LANE 2	LANE 3
18:00	3	2	1	20	8	0	9
18:05	1	1	3	13	7	0	1
18:10	0	3	1	7	6	0	4
18:15	3	0	1	13	7	1	2
18:20	0	1	2	7	5	0	6
18:25	0	3	0	12	5	0	13
18:30	3	1	2	16	4	1	12
18:35	5	1	3	8	4	0	3
18:40	0	2	1	2	4	0	1
18:45	1	5	2	3	7	0	3
18:50	0	2	0	4	0	0	2
18:55	1	0	0	0	0	0	0
19:00	2	1	1	3	4	0	0

QUEUE LENGTHS

JOB REF: 16768

JOB NAME: CHILMINGTON GREEN

SITE: 3 **DATE:** 17/09/2013

LOCATION: A28 TEMPLER WAY / SIR HENRY BRACKENBURY ROAD / A28 CHART ROAD / CHART ROAD **DAY:** TUESDAY

NOTE: Queue Lengths recorded by the number of vehicles queuing at each 5-minute interval by lane
"+" Represents where queue stretched out of sight or back to next junction.

TIME	ARM A A28 TEMPLER WAY		ARM B SIR HENRY BRACKENBURY RD	ARM C A28 CHART RD		ARM D CHART RD (S)	ARM E CHART RD (E)	
	LANE 1	LANE 2	LANE 1	LANE 1	LANE 2	LANE 1	LANE 1	LANE 2
07:00	0	0	0	0	0	0	0	0
07:05	0	0	0	0	0	0	0	0
07:10	0	0	1	6	0	0	2	0
07:15	0	0	3	20	0	0	3	0
07:20	2	0	0	9	0	1	0	0
07:25	3	2	1	0	0	1	2	0
07:30	2	1	0	0	0	0	0	0
07:35	0	0	0	15	2	1	0	0
07:40	3	5	0	4	0	0	0	0
07:45	0	3	0	8	3	2	0	0
07:50	0	0	1	18	3	1	4	0
07:55	0	0	0	0	0	0	0	0
08:00	0	0	0	0	0	0	0	0
08:05	2	2	1	10	3	0	8	0
08:10	0	0	0	5	0	0	4	0
08:15	2	2	0	5	2	0	8	0
08:20	3	4	3	6	1	4	2	0
08:25	0	0	0	15	2	0	0	0
08:30	4	3	0	4	0	3	6	0
08:35	3	3	0	4	0	0	1	0
08:40	2	2	0	8	2	0	0	0
08:45	0	0	0	0	0	0	0	0
08:50	5	6	0	10	6	0	9	0
08:55	0	0	0	3	1	2	2	0

QUEUE LENGTHS

JOB REF: 16768

JOB NAME: CHILMINGTON GREEN

SITE: 3 **DATE:** 17/09/2013

LOCATION: A28 TEMPLER WAY / SIR HENRY BRACKENBURY ROAD / A28 CHART ROAD / CHART ROAD **DAY:** TUESDAY

NOTE: Queue Lengths recorded by the number of vehicles queuing at each 5-minute interval by lane
"+" Represents where queue stretched out of sight or back to next junction.

TIME	ARM A A28 TEMPLER WAY		ARM B SIR HENRY BRACKENBURY RD	ARM C A28 CHART RD		ARM D CHART RD (S)	ARM E CHART RD (E)	
	LANE 1	LANE 2	LANE 1	LANE 1	LANE 2	LANE 1	LANE 1	LANE 2
09:00	0	0	0	0	0	2	0	0
09:05	0	0	0	5	2	2	0	2
09:10	2	1	0	5	2	0	0	0
09:15	4	2	0	2	2	0	0	0
09:20	0	0	0	4	0	3	3	0
09:25	4	2	0	0	0	0	0	0
09:30	0	0	0	0	0	0	0	0
09:35	0	0	1	1	0	0	0	0
09:40	0	0	0	0	0	1	0	0
09:45	0	0	0	0	0	0	0	0
09:50	0	0	0	0	0	0	3	0
09:55	0	0	1	0	0	0	0	0
10:00	0	0	0	2	1	1	0	0

QUEUE LENGTHS

JOB REF: 16768

JOB NAME: CHILMINGTON GREEN

SITE: 3 **DATE:** 17/09/2013

LOCATION: A28 TEMPLER WAY / SIR HENRY BRACKENBURY ROAD / A28 CHART ROAD / CHART ROAD **DAY:** TUESDAY

NOTE: Queue Lengths recorded by the number of vehicles queuing at each 5-minute interval by lane
"+" Represents where queue stretched out of sight or back to next junction.

TIME	ARM A A28 TEMPLER WAY		ARM B SIR HENRY BRACKENBURY RD	ARM C A28 CHART RD		ARM D CHART RD (S)	ARM E CHART RD (E)	
	LANE 1	LANE 2	LANE 1	LANE 1	LANE 2	LANE 1	LANE 1	LANE 2
16:00	1	2	0	6	2	0	0	0
16:05	0	0	0	2	1	1	1	0
16:10	0	0	0	0	0	3	2	0
16:15	3	4	0	20	2	0	1	0
16:20	0	0	1	2	0	3	3	0
16:25	0	0	0	0	0	0	1	0
16:30	0	0	0	0	0	3	2	0
16:35	4	8	0	3	3	10	10	0
16:40	6	2	0	10	0	10+	18	0
16:45	0	0	0	0	3	1	2	0
16:50	3	6	0	10	1	1	4	0
16:55	2	4	0	0	0	0	5	0
17:00	3	1	0	4	1	7	4	0
17:05	6	10	0	10	2	8	9	2
17:10	10	7	0	0	0	10+	12	2
17:15	30+	30+	0	30+	1	10+	22+	2
17:20	30+	30+	0	5	2	3	22+	2
17:25	5	5	0	1	0	1	22+	2
17:30	5	4	1	0	0	6	22+	1
17:35	10	10	0	12	2	10+	22+	1
17:40	5	10	0	5	2	8	22+	1
17:45	7	6	1	6	2	2	22+	1
17:50	12	12	0	6	2	0	22+	1
17:55	30+	30+	1	0	0	1	22+	0

QUEUE LENGTHS

JOB REF: 16768

JOB NAME: CHILMINGTON GREEN

SITE: 3 **DATE:** 17/09/2013

LOCATION: A28 TEMPLER WAY / SIR HENRY BRACKENBURY ROAD / A28 CHART ROAD / CHART ROAD **DAY:** TUESDAY

NOTE: Queue Lengths recorded by the number of vehicles queuing at each 5-minute interval by lane
"+" Represents where queue stretched out of sight or back to next junction.

TIME	ARM A A28 TEMPLER WAY		ARM B SIR HENRY BRACKENBURY RD	ARM C A28 CHART RD		ARM D CHART RD (S)	ARM E CHART RD (E)	
	LANE 1	LANE 2	LANE 1	LANE 1	LANE 2	LANE 1	LANE 1	LANE 2
18:00	30+	30+	0	6	2	0	22+	0
18:05	30+	30+	0	5	2	1	22+	0
18:10	25	25	0	4	0	0	22+	0
18:15	2	6	0	0	0	0	22+	0
18:20	2	3	0	3	0	0	20	0
18:25	0	0	1	0	0	2	12	0
18:30	1	5	0	0	0	0	2	0
18:35	5	4	1	1	1	0	0	0
18:40	0	0	0	0	0	0	0	0
18:45	0	0	1	0	0	2	0	0
18:50	0	0	0	0	0	0	0	0
18:55	0	0	1	0	0	0	0	0
19:00	0	0	1	0	0	0	0	0

ADVANCED TRANSPORT RESEARCH

Job Number & Name: 35202 Ashford

Site Number/Name: Site 1 - Tank Roundabout

Client: Charles & Associates

Date: 25/04/2023

Weather: Dry

Advanced Transport Research		*Job Number & Name:*	35202 Ashford
Site 1 - Tank Roundabout		*Date:*	Tuesday 25 Apr 2023

Job Type:	Queue Lengths				
Co-ordinates:	51° 9'9.48"N, 0°51'29.32"E	*Postcode:*	TN23 3HX	*Times:*	0700-1000 1600-1900

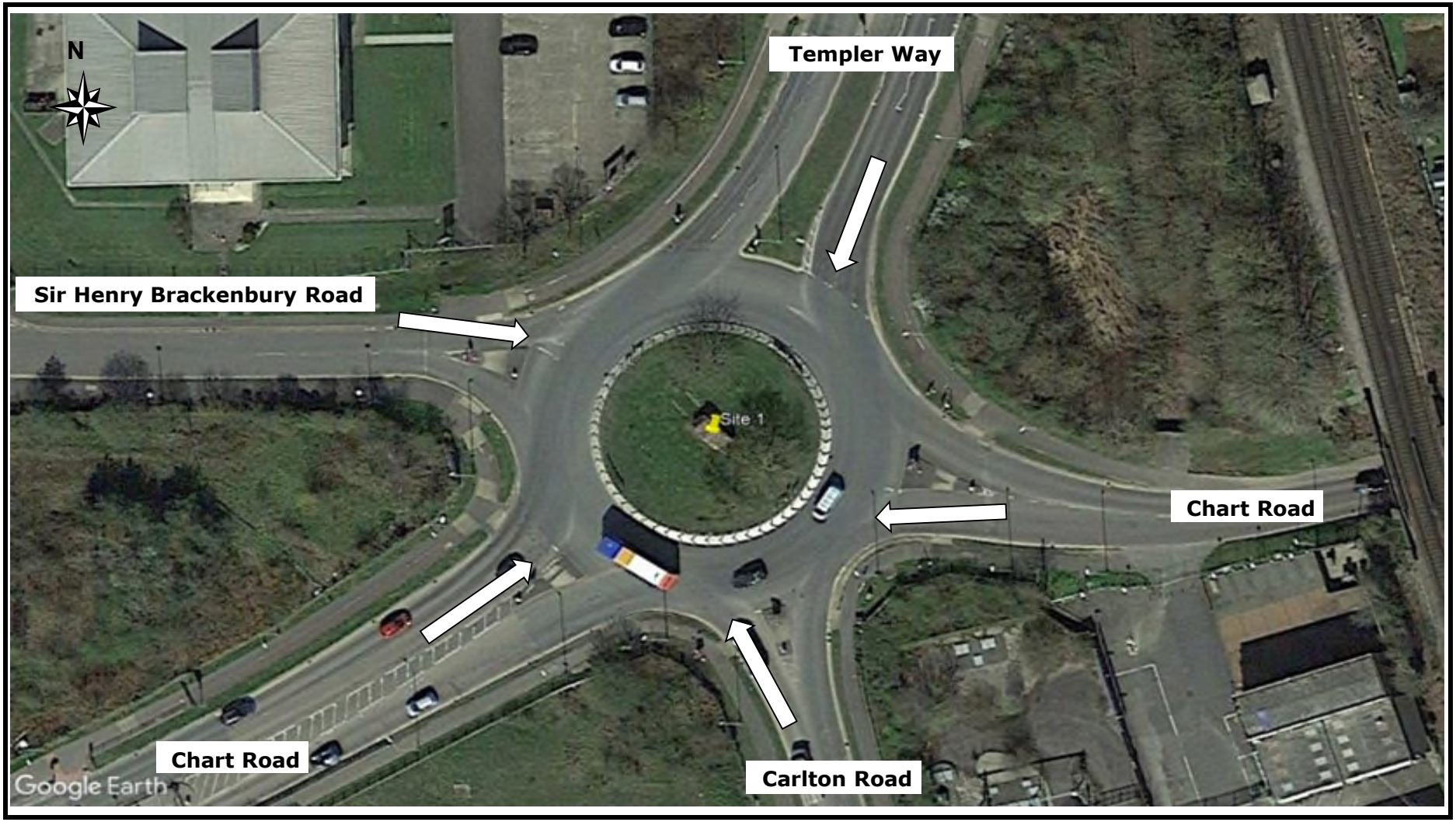

Advanced Transport Research	*Job Number & Name:*	35202 Ashford
Site 1 - Tank Roundabout	*Client:*	Charles & Associates
Queue Lengths	*Date:*	Tuesday 25 April 2023

	Templer Way		Chart Road WB		Carlton Road		Chart Road EB		Sir Henry Brackenbury Road	
Times	Lane 1	Lane 2	Lane 1	Lane 2	Lane 1	Lane 2	Lane 1	Lane 2	Lane 1	
07:00 - 07:05	1	5	4	1	1	0	0	1	1	
07:05 - 07:10	6	3	3	1	5	0	3	5	1	
07:10 - 07:15	4	2	4	1	1	0	1	1	1	
07:15 - 07:20	3	1	4	0	4	0	5	4	4	
07:20 - 07:25	7	7	4	1	1	0	2	1	3	
07:25 - 07:30	10	6	4	1	2	0	5	2	4	
07:30 - 07:35	4	0	2	1	2	0	5	2	3	
07:35 - 07:40	1	8	8	0	2	0	7	2	3	
07:40 - 07:45	4	7	6	1	2	0	5	2	2	
07:45 - 07:50	6	6	11	1	2	0	3	0	2	
07:50 - 07:55	8	14	16+	0	2	0	1	2	3	
07:55 - 08:00	16	16	17+	1	2	0	2	2	1	
08:00 - 08:05	9	13	17+	4	2	0	5	2	1	
08:05 - 08:10	4	4	9	1	6	0	12	6	3	
08:10 - 08:15	5	10	7	2	4	0	4	2	2	
08:15 - 08:20	8	11	3	2	1	0	1	4	3	
08:20 - 08:25	6	7	10	1	3	0	5	3	3	
08:25 - 08:30	3	3	6	1	3	0	9	2	2	
08:30 - 08:35	4	12	4	1	2	0	4	3	3	
08:35 - 08:40	1	2	3	2	3	0	13	5	4	
08:40 - 08:45	2	5	9	1	2	0	3	4	5	
08:45 - 08:50	5	4	9	2	3	0	2	2	2	
08:50 - 08:55	6	9	11	2	2	0	3	2	1	
08:55 - 09:00	6	5	17	2	5	0	4	2	1	
09:00 - 09:05	3	3	8	1	3	0	1	1	1	
09:05 - 09:10	3	4	6	1	3	0	2	3	1	
09:10 - 09:15	2	4	3	1	1	0	10	3	1	
09:15 - 09:20	2	3	3	1	1	0	2	3	2	
09:20 - 09:25	2	5	5	1	5	0	7	3	2	
09:25 - 09:30	1	8	5	0	2	0	3	1	2	
09:30 - 09:35	2	2	6	1	3	0	4	1	1	
09:35 - 09:40	5	5	4	0	1	0	2	1	1	
09:40 - 09:45	6	3	3	1	2	0	4	1	1	
09:45 - 09:50	3	1	2	1	2	0	3	1	1	
09:50 - 09:55	2	7	4	1	2	0	6	1	1	
09:55 - 10:00	2	1	5	1	2	0	4	1	1	

Count in Vehicles

Lane 1 = Nearest Kerb

Advanced Transport Research	*Job Number & Name:*	35202 Ashford
Site 1 - Tank Roundabout	*Client:*	Charles & Associates
Queue Lengths	*Date:*	Tuesday 25 April 2023

	Templer Way		Chart Road WB		Carlton Road		Chart Road EB		Sir Henry Brackenbury Road	
Times	Lane 1	Lane 2	Lane 1	Lane 2	Lane 1	Lane 2	Lane 1	Lane 2	Lane 1	
16:00 - 16:05	2	3	5	0	3	0	5	2	1	
16:05 - 16:10	3	7	6	1	2	0	4	2	3	
16:10 - 16:15	2	5	7	1	1	0	2	3	1	
16:15 - 16:20	3	6	5	1	4	1	1	1	1	
16:20 - 16:25	2	6	3	1	2	0	4	2	1	
16:25 - 16:30	3	3	3	2	3	0	13	1	1	
16:30 - 16:35	4	4	4	0	4	0	5	6	2	
16:35 - 16:40	11	3	3	1	11	0	4	5	1	
16:40 - 16:45	6	4	4	1	3	0	5	2	1	
16:45 - 16:50	2	8	6	1	3	0	2	2	2	
16:50 - 16:55	15	18	15	2	4	0	2	1	0	
16:55 - 17:00	17	20+	15	3	4	0	5	1	2	
17:00 - 17:05	15	17	6	5	20+	0	6	3	1	
17:05 - 17:10	9	14	17	3	20+	0	15	8	1	
17:10 - 17:15	18	20+	11	2	10	0	12	2	2	
17:15 - 17:20	18+	20+	16+	2	2	0	7	2	2	
17:20 - 17:25	8	14	16+	2	3	0	3	2	0	
17:25 - 17:30	8	8	17+	2	1	0	10	1	2	
17:30 - 17:35	4	8	2	1	2	0	4	5	1	
17:35 - 17:40	1	4	2	2	2	0	12	2	1	
17:40 - 17:45	8	2	4	1	1	0	2	1	2	
17:45 - 17:50	6	9	5	2	2	0	2	1	1	
17:50 - 17:55	6	8	7	2	2	0	1	3	1	
17:55 - 18:00	3	3	5	1	1	0	4	1	1	
18:00 - 18:05	3	4	7	1	3	0	4	1	2	
18:05 - 18:10	2	3	3	2	3	0	4	1	1	
18:10 - 18:15	3	10	2	1	1	0	1	1	2	
18:15 - 18:20	0	3	2	1	2	0	5	3	1	
18:20 - 18:25	4	2	3	1	2	0	5	1	2	
18:25 - 18:30	3	3	3	2	1	0	2	0	1	
18:30 - 18:35	3	6	3	1	0	0	1	2	2	
18:35 - 18:40	0	1	4	1	1	0	5	1	1	
18:40 - 18:45	2	5	4	1	2	0	4	1	1	
18:45 - 18:50	1	4	9	1	3	0	1	2	1	
18:50 - 18:55	4	1	4	1	1	0	1	1	0	
18:55 - 19:00	1	2	3	1	2	0	1	1	1	

ADVANCED TRANSPORT RESEARCH

Job Number & Name: 35202 Ashford

Site Number/Name: Site 2 - Chart Road/Loudon Way

Client: Charles & Associates

Date: 25/04/2023

Weather: Dry

Advanced Transport Research		*Job Number & Name:*	35202 Ashford
Site 2 - Chart Road/Loudon Way		*Date:*	Tuesday 25 Apr 2023

Job Type:	Queue Lengths				
Co-ordinates:	51° 9'4.50"N, 0°51'7.02"E	*Postcode:*	TN23 1EN	*Times:*	0700-1000 1600-1900

Advanced Transport Research	*Job Number & Name:*	35202 Ashford
Site 2 - Chart Road/Loudon Way	*Client:*	Charles & Associates
Queue Lengths	*Date:*	Tuesday 25 April 2023

	Loudon Way		Chart Road WB			Chart Road EB	
Times	Lane 1	Lane 2	Lane 1	Lane 2	Lane 3	Lane 1	Lane 2
07:00 - 07:05	4	3	10	0	1	0	9
07:05 - 07:10	3	4	7	0	2	0	17
07:10 - 07:15	3	2	9	0	4	0	19
07:15 - 07:20	6	2	17	1	3	1	21
07:20 - 07:25	7	3	10	0	2	1	21+
07:25 - 07:30	6	7	5	0	2	0	23+
07:30 - 07:35	3	6	11	0	2	5	28+
07:35 - 07:40	7	13	17	0	4	0	20+
07:40 - 07:45	6	6	11	0	5	3	19
07:45 - 07:50	5	9	21	1	3	2	26+
07:50 - 07:55	6	7	28	0	3	1	25+
07:55 - 08:00	8	6	11	1	6	8	20
08:00 - 08:05	8	17	24	0	5	2	24+
08:05 - 08:10	18+	17+	22	1	3	4	22+
08:10 - 08:15	14	12	21	0	2	3	32+
08:15 - 08:20	11	18	17	1	5	1	20+
08:20 - 08:25	5	10	10	0	6	2	22+
08:25 - 08:30	7	7	12	0	7	2	25+
08:30 - 08:35	2	7	2	1	3	5	23+
08:35 - 08:40	5	8	12	1	3	4	23+
08:40 - 08:45	7	8	15	0	4	5	25+
08:45 - 08:50	8	21+	11	1	6	2	21+
08:50 - 08:55	7	21+	49	0	5	2	22+
08:55 - 09:00	15	21+	47	0	2	3	20+
09:00 - 09:05	17+	7	12	0	3	4	26+
09:05 - 09:10	3	7	20	0	2	1	26+
09:10 - 09:15	5	5	3	0	2	1	19
09:15 - 09:20	4	5	11	1	2	3	16
09:20 - 09:25	3	3	6	0	2	1	13
09:25 - 09:30	2	3	3	0	2	1	8
09:30 - 09:35	2	3	4	0	4	1	16
09:35 - 09:40	3	1	11	0	1	2	10
09:40 - 09:45	4	3	3	0	2	2	20
09:45 - 09:50	5	5	5	1	4	4	17
09:50 - 09:55	2	4	10	0	2	2	26+
09:55 - 10:00	3	2	14	0	2	1	6

Count in Vehicles

Lane 1 = Nearest Kerb

Advanced Transport Research	*Job Number & Name:*	35202 Ashford
Site 2 - Chart Road/Loudon Way	*Client:*	Charles & Associates
Queue Lengths	*Date:*	Tuesday 25 April 2023

	Loudon Way		Chart Road WB			Chart Road EB	
Times	Lane 1	Lane 2	Lane 1	Lane 2	Lane 3	Lane 1	Lane 2
16:00 - 16:05	2	7	14	0	4	3	22+
16:05 - 16:10	3	10	7	0	6	3	22+
16:10 - 16:15	1	6	36	1	2	0	27+
16:15 - 16:20	3	7	32	0	2	2	23+
16:20 - 16:25	3	2	23	0	5	1	20+
16:25 - 16:30	3	6	17	0	5	3	21
16:30 - 16:35	3	11	9	0	14	1	23+
16:35 - 16:40	3	10	17	1	3	2	22+
16:40 - 16:45	7	8	18	0	4	1	22+
16:45 - 16:50	4	7	48	1	4	2	24+
16:50 - 16:55	5	12	49	0	4	2	21+
16:55 - 17:00	3	5	48	0	4	3	22+
17:00 - 17:05	3	9	50	1	5	3	20+
17:05 - 17:10	6	7	52	0	5	2	19+
17:10 - 17:15	6	7	53	0	2	2	21+
17:15 - 17:20	3	20+	29	0	6	3	23+
17:20 - 17:25	5	12	49	0	5	3	21+
17:25 - 17:30	4	12	51	1	2	5	25+
17:30 - 17:35	7	5	34	1	3	5	21+
17:35 - 17:40	4	6	39	1	3	4	24+
17:40 - 17:45	6	5	31	1	3	4	24+
17:45 - 17:50	5	11	52	0	3	2	21+
17:50 - 17:55	3	7	14	0	6	3	23+
17:55 - 18:00	5	7	15	0	7	5	25+
18:00 - 18:05	9	6	18	0	2	4	23+
18:05 - 18:10	3	7	15	0	5	3	17
18:10 - 18:15	4	10	13	0	5	2	23
18:15 - 18:20	3	5	17	0	6	3	20+
18:20 - 18:25	1	4	19	0	5	2	10
18:25 - 18:30	3	3	17	0	1	1	10
18:30 - 18:35	1	3	13	1	5	2	24
18:35 - 18:40	3	4	11	1	2	2	21
18:40 - 18:45	2	4	7	0	5	2	11
18:45 - 18:50	2	6	6	0	3	1	11
18:50 - 18:55	4	2	9	0	2	3	9
18:55 - 19:00	2	2	13	0	4	2	10

ADVANCED TRANSPORT RESEARCH

Job Number & Name: 35202 Ashford

Site Number/Name: Site 3 - Chart Road/Brookfield Road

Client: Charles & Associates

Date: 25/04/2023

Weather: Dry

Advanced Transport Research		*Job Number & Name:*	35202 Ashford
Site 3 - Chart Road/Brookfield Road		*Date:*	Tuesday 25 Apr 2023

Job Type:	Queue Lengths				
Co-ordinates:	51° 8'49.67"N, 0°50'47.38"E	*Postcode:*	TN23 4YW	*Times:*	0700-1000 1600-1900

Advanced Transport Research	*Job Number & Name:*	35202 Ashford
Site 3 - Chart Road/Brookfield Road	*Client:*	Charles & Associates
Queue Lengths	*Date:*	Tuesday 25 April 2023

	Chart Road SB		Brookfield Road			Great Chart Bypass		Chart Road EB	
Times	Lane 1	Lane 2	Lane 1	Lane 2	Lane 3	Lane 1	Lane 2	Lane 1	Lane 2
07:00 - 07:05	4	0	0	1	4	8	1	1	2
07:05 - 07:10	2	0	0	1	7	4	2	2	1
07:10 - 07:15	3	0	0	1	11	10	2	1	1
07:15 - 07:20	3	0	0	2	13	12	2	1	1
07:20 - 07:25	5	0	0	1	20	5	2	1	1
07:25 - 07:30	4	0	0	1	10	12	2	3	1
07:30 - 07:35	3	0	0	3	8	6	1	2	1
07:35 - 07:40	3	0	0	4	16	22	1	2	1
07:40 - 07:45	7	0	0	6	23	32+	2	3	2
07:45 - 07:50	5	0	0	2	23	33+	1	4	1
07:50 - 07:55	4	0	0	4	24	33+	3	10	2
07:55 - 08:00	5	0	0	2	23	33+	2	8	1
08:00 - 08:05	8	1	0	3	23	32+	1	11	1
08:05 - 08:10	5	0	0	5	24	33+	3	15	1
08:10 - 08:15	6	0	0	4	24	32+	4	15	1
08:15 - 08:20	4	0	0	10	24	33+	1	16	2
08:20 - 08:25	8	0	0	6	23	33+	2	17+	2
08:25 - 08:30	10+	0	0	6	23	33+	2	16+	2
08:30 - 08:35	2	0	0	6	22	33+	3	15+	3
08:35 - 08:40	2	1	0	5	21	33+	2	9	2
08:40 - 08:45	2	0	0	4	22	32+	2	5	1
08:45 - 08:50	5	1	0	4	23	32+	2	4	2
08:50 - 08:55	8	0	0	5	23	32+	3	5	3
08:55 - 09:00	5	0	0	4	16	32+	3	4	2
09:00 - 09:05	7	1	0	4	12	32+	4	5	2
09:05 - 09:10	6	0	0	2	20	32+	2	3	1
09:10 - 09:15	6	0	0	3	7	27	1	1	2
09:15 - 09:20	5	1	0	3	20	14	1	2	1
09:20 - 09:25	8	0	0	1	8	10	2	1	2
09:25 - 09:30	4	0	0	2	9	2	2	1	0
09:30 - 09:35	7	0	0	1	5	3	1	1	2
09:35 - 09:40	1	0	0	2	10	5	3	0	1
09:40 - 09:45	3	0	0	1	6	14	2	3	1
09:45 - 09:50	5	0	0	2	11	25	2	2	1
09:50 - 09:55	4	0	0	2	7	8	2	3	0
09:55 - 10:00	2	0	0	1	5	4	1	3	0

Count in Vehicles

Lane 1 = Nearest Kerb

Advanced Transport Research	*Job Number & Name:*	35202 Ashford
Site 3 - Chart Road/Brookfield Road	*Client:*	Charles & Associates
Queue Lengths	*Date:*	Tuesday 25 April 2023

	Chart Road SB		Brookfield Road			Great Chart Bypass		Chart Road EB	
Times	Lane 1	Lane 2	Lane 1	Lane 2	Lane 3	Lane 1	Lane 2	Lane 1	Lane 2
16:00 - 16:05	7	0	0	3	11	5	1	2	1
16:05 - 16:10	5	0	0	2	20	12	1	3	2
16:10 - 16:15	10+	0	0	4	24	7	1	3	2
16:15 - 16:20	7	0	0	7	16	11	2	5	1
16:20 - 16:25	8	0	0	2	13	3	0	3	1
16:25 - 16:30	0	0	0	3	11	17	2	4	3
16:30 - 16:35	7	0	0	3	5	9	1	2	2
16:35 - 16:40	6	0	0	5	9	16	3	2	3
16:40 - 16:45	4	0	0	4	12	23	2	5	1
16:45 - 16:50	10+	1	0	2	16	16	2	3	2
16:50 - 16:55	10+	0	0	4	11	5	2	5	1
16:55 - 17:00	2	0	0	4	8	5	1	2	0
17:00 - 17:05	6	1	0	4	15	20	4	3	1
17:05 - 17:10	9	0	0	4	24	28	2	16	1
17:10 - 17:15	3	0	1	4	24	32+	1	17	2
17:15 - 17:20	9	1	0	8	24	31+	1	15	2
17:20 - 17:25	7	0	0	7	23	33+	0	7	1
17:25 - 17:30	8	0	1	2	24	32+	3	4	3
17:30 - 17:35	7	0	0	4	23	33+	4	12	2
17:35 - 17:40	7	0	1	6	21	33+	4	2	1
17:40 - 17:45	10+	0	0	3	16	32+	4	1	1
17:45 - 17:50	5	0	0	4	12	28	1	10	4
17:50 - 17:55	8	0	0	2	10	29	3	10	1
17:55 - 18:00	5	0	0	4	7	32+	1	3	1
18:00 - 18:05	5	0	0	2	9	3	2	2	1
18:05 - 18:10	5	0	0	2	15	7	1	2	1
18:10 - 18:15	2	0	0	2	9	8	1	4	0
18:15 - 18:20	1	0	0	2	14	2	2	1	0
18:20 - 18:25	6	0	0	2	5	4	1	1	1
18:25 - 18:30	10	0	0	2	2	2	1	1	0
18:30 - 18:35	3	0	0	2	3	2	1	0	0
18:35 - 18:40	5	0	0	1	6	5	1	1	1
18:40 - 18:45	0	0	0	1	7	3	1	1	0
18:45 - 18:50	1	0	0	1	2	8	1	1	0
18:50 - 18:55	2	0	0	2	9	2	2	1	1
18:55 - 19:00	1	0	0	2	4	0	2	2	2

Appendix B Raw Junction Turning Count Data

ADVANCED TRANSPORT RESEARCH

Job Number & Name: 35202 Ashford

Site Number/Name: Site 1 - Tank Roundabout

Client: Charles & Associates

Date: 25/04/2023

Weather: Dry

Advanced Transport Research		*Job Number & Name:*	35202 Ashford
Site 1 - Tank Roundabout		*Date:*	Tuesday 25 Apr 2023

Job Type:	Junction Count				
Co-ordinates:	51° 9'9.48"N, 0°51'29.32"E	*Postcode:*	TN23 3HX	*Times:*	0700-1000 1600-1900

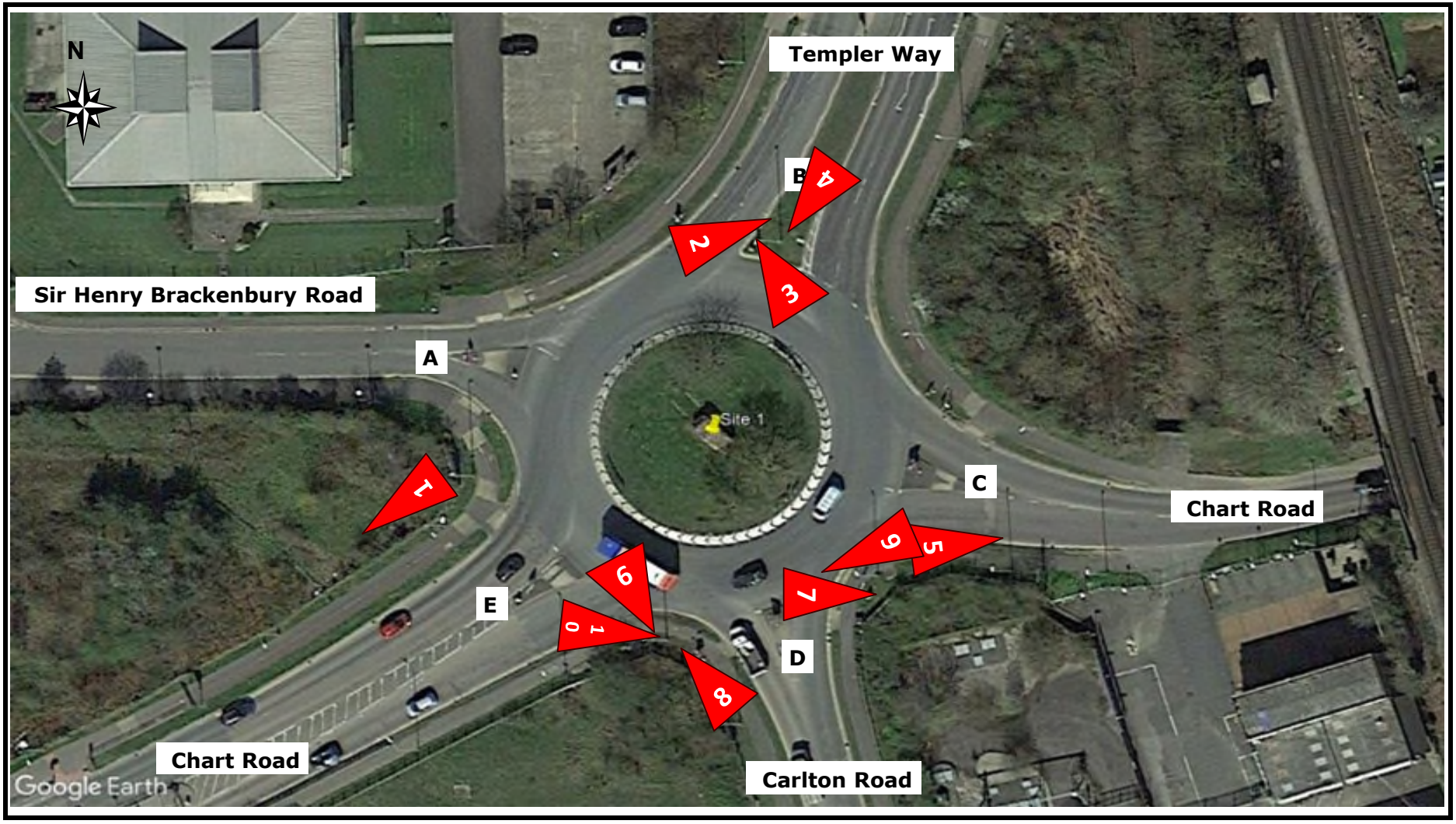

Advanced Transport Research	*Job Number & Name:*	35202 Ashford
Site 1 - Tank Roundabout	*Client:*	Charles & Associates
Flow Diagram	*Date:*	Tuesday 25 Apr 2023

Select Period 07:00

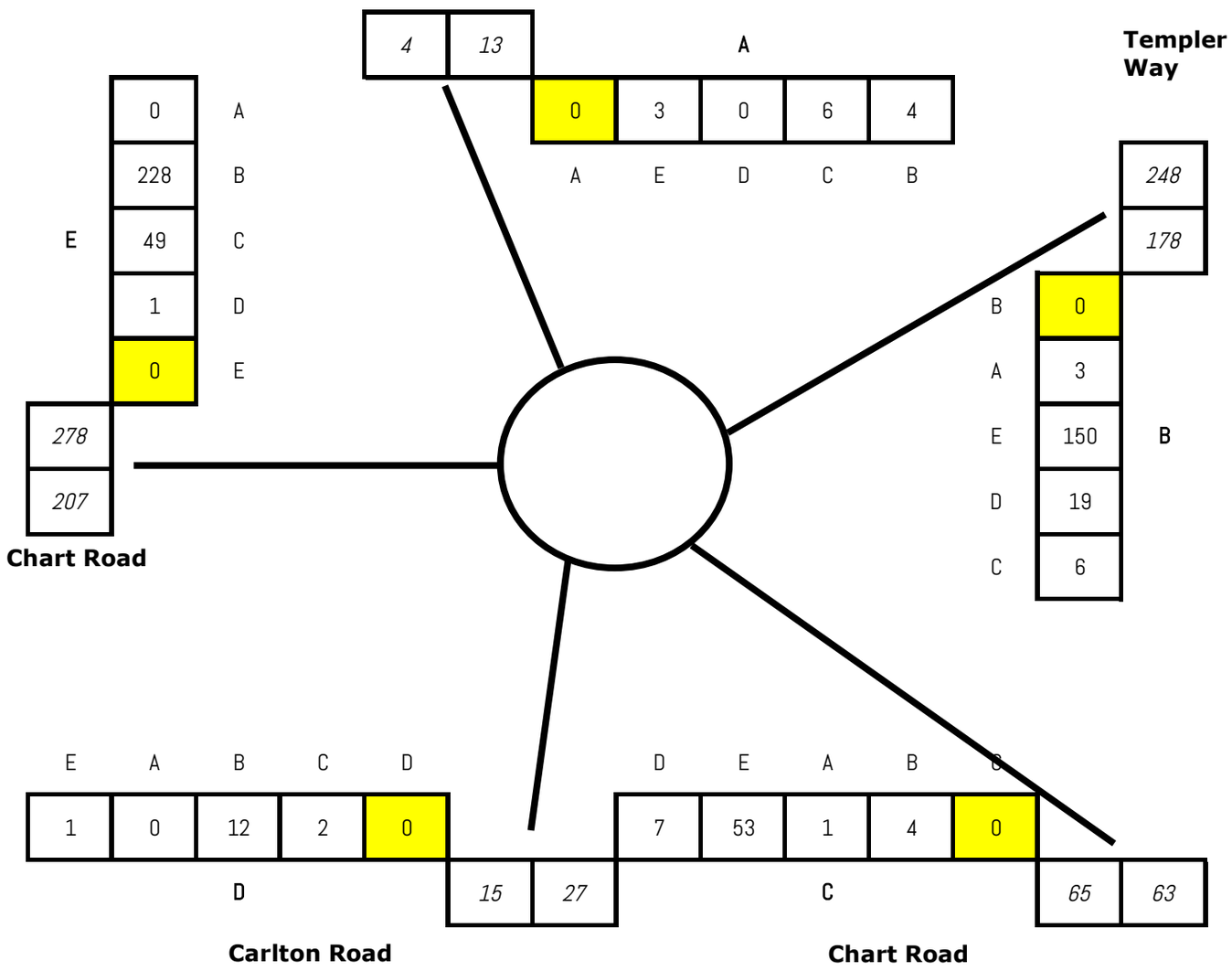

Advanced Transport Research

Site 1 - Tank Roundabout

Classified Counts

	A to A								A to B								A to C								A to D								A to E								B to A								B to B									
Times	Car	LGV	OGV1	OGV2	PSV	M/B	Cyc	E Scooter	Car	LGV	OGV1	OGV2	PSV	M/B	Cyc	E Scooter	Cars	LGV	OGV1	OGV2	PSV	M/B	Cyc	E Scooter	Cars	LGV	OGV1	OGV2	PSV	M/B	Cyc	E Scooter	Cars	LGV	OGV1	OGV2	PSV	M/B	Cyc	E Scooter	Cars	LGV	OGV1	OGV2	PSV	M/B	Cyc	E Scooter	Cars	LGV	OGV1	OGV2	PSV	M/B	Cyc	E Scooter	Cars	LGV
07:00 - 07:15	0	0	0	0	0	0	0	0	2	2	0	0	0	0	0	0	6	0	0	0	0	0	0	0	0	0	0	0	0	0	0	0	2	1	0	0	0	0	0	0	3	0	0	0	0	0	0	0	0	0	0	0	0	0	0	0	4	2
07:15 - 07:30	0	0	0	0	0	0	0	0	6	3	0	0	0	0	0	0	13	0	0	0	0	0	0	0	0	0	0	0	0	0	0	0	5	0	0	0	0	0	0	0	3	1	0	0	0	0	0	0	1	0	0	0	0	0	0	0	10	0
07:30 - 07:45	0	0	0	0	0	0	0	0	10	0	0	0	0	1	0	0	9	0	0	0	0	0	0	0	0	0	0	0	0	0	0	0	3	0	0	0	0	0	0	0	5	0	0	0	0	0	0	0	1	0	0	0	0	0	0	0	7	0
07:45 - 08:00	0	0	0	0	0	0	0	0	4	0	0	0	0	0	0	0	8	0	0	0	0	0	0	0	2	1	0	0	0	0	0	0	4	2	0	0	0	0	0	0	1	0	0	0	0	0	0	0	3	0	0	0	0	0	0	0	9	1
08:00 - 08:15	0	0	0	0	0	0	0	0	9	1	0	0	0	1	0	0	14	0	0	0	0	0	0	0	1	0	0	0	0	0	0	0	2	0	0	0	0	0	0	0	3	0	0	0	0	0	0	0	2	0	0	0	0	0	0	0	14	0
08:15 - 08:30	0	0	0	0	0	0	0	0	12	0	0	0	0	0	0	0	19	0	0	0	0	0	0	0	0	0	0	0	0	0	0	0	4	1	2	0	0	0	0	0	4	0	0	0	0	0	0	0	0	0	0	0	0	0	0	0	14	0
08:30 - 08:45	0	0	0	0	0	0	0	0	15	0	0	0	0	0	0	0	13	0	0	0	0	0	0	0	0	1	0	0	0	0	0	0	2	1	0	0	0	0	0	0	7	2	0	0	0	0	0	0	1	0	0	0	0	0	0	0	8	0
08:45 - 09:00	0	0	0	0	0	0	0	0	7	0	0	0	0	0	0	0	8	1	0	0	0	0	0	0	0	0	0	0	0	0	0	0	5	1	0	0	0	0	0	0	8	1	0	0	0	0	0	0	0	0	0	0	0	0	0	0	25	0
09:00 - 09:15	0	0	0	0	0	0	0	0	4	1	0	0	0	0	0	0	7	0	0	0	0	0	0	0	0	0	0	0	0	0	0	0	3	1	0	0	0	0	0	0	3	1	0	1	0	0	0	0	0	0	0	0	0	0	0	0	6	0
09:15 - 09:30	0	0	0	0	0	0	0	0	2	0	0	1	0	0	0	0	7	1	0	0	0	0	0	0	0	0	0	0	0	0	0	0	2	0	0	0	0	0	0	0	4	0	0	0	0	0	0	0	0	0	0	0	0	0	0	0	7	1
09:30 - 09:45	0	0	0	0	0	0	0	0	3	1	0	0	0	0	0	0	3	0	0	0	0	1	0	0	0	0	0	0	0	0	0	0	1	0	0	0	0	0	0	0	5	0	0	0	0	0	0	0	1	0	0	0	0	0	0	0	5	0
09:45 - 10:00	0	0	0	0	0	0	0	0	5	0	0	0	0	0	0	0	3	1	0	0	0	0	0	0	1	0	0	0	0	0	0	0	3	0	0	0	0	0	0	0	5	0	0	0	0	0	0	0	0	0	0	0	0	0	0	0	9	1
16:00 - 16:15	0	0	0	0	0	0	0	0	4	0	0	0	0	0	0	0	6	1	0	0	0	0	0	0	1	0	0	0	0	0	0	0	1	1	0	0	0	0	0	0	4	1	0	0	0	0	0	0	0	0	0	0	0	0	0	0	10	2
16:15 - 16:30	0	0	0	0	0	0	0	0	4	0	0	0	0	0	0	0	2	1	0	0	0	0	0	0	0	0	0	0	0	0	0	0	1	0	0	0	0	0	0	0	3	1	0	0	0	0	0	0	0	0	0	0	0	0	0	0	8	2
16:30 - 16:45	0	0	0	0	0	0	0	0	3	1	0	0	0	0	0	0	6	0	0	0	0	0	0	0	0	0	0	0	0	0	0	0	2	1	0	0	0	0	0	0	6	0	0	0	0	0	0	0	0	0	0	0	0	0	0	0	5	3
16:45 - 17:00	0	0	0	0	0	0	0	0	6	2	0	0	0	0	0	0	3	0	0	0	0	0	0	0	0	0	0	0	0	0	0	0	3	0	0	0	0	0	0	0	3	1	0	0	0	0	0	0	1	0	0	0	0	0	0	0	8	0
17:00 - 17:15	0	0	0	0	0	0	0	0	6	2	0	0	0	0	0	0	2	1	0	0	0	0	0	0	2	0	0	0	0	0	0	0	1	0	0	0	0	0	0	0	11	0	0	0	0	0	0	0	0	0	0	0	0	0	0	0	9	1
17:15 - 17:30	0	0	0	0	0	0	0	0	4	0	0	0	0	0	0	0	4	1	0	0	0	1	0	0	2	0	0	0	0	0	0	0	0	0	0	0	0	0	0	0	8	1	0	0	0	0	0	0	1	0	0	0	0	0	0	0	13	0
17:30 - 17:45	0	0	0	0	0	0	0	0	4	0	0	0	0	0	0	0	8	0	0	0	0	0	0	0	0	0	0	0	0	0	0	0	4	0	0	0	0	0	0	0	4	0	0	0	0	0	0	0	0	0	0	0	0	0	0	0	9	2
17:45 - 18:00	0	0	0	0	0	0	0	0	3	0	0	0	0	0	0	0	2	0	0	0	0	0	0	0	0	0	0	0	0	0	1	0	4	0	0	0	0	0	0	0	11	2	0	0	0	1	0	0	0	0	0	0	0	0	0	0	8	0
18:00 - 18:15	0	0	0	0	0	0	0	0	8	0	0	0	0	0	0	0	7	0	0	0	0	0	0	0	0	0	0	0	0	0	0	0	3	0	0	0	0	0	0	0	10	0	0	0	0	0	0	0	0	0	0	0	0	0	0	0	10	1
18:15 - 18:30	0	0	0	0	0	0	0	0	5	0	0	0	0	0	0	0	9	0	0	0	0	2	0	0	0	0	0	0	0	0	0	0	5	0	0	0	0	0	0	0	5	0	0	0	0	0	0	0	0	0	0	0	0	0	0	0	7	3
18:30 - 18:45	0	0	0	0	0	0	0	0	4	0	0	0	0	0	0	0	5	0	0	0	0	0	0	0	1	0	0	0	0	0	0	0	3	1	0	0	0	0	0	0	10	1	0	0	0	0	0	0	1	0	0	0	0	0	0	0	5	0
18:45 - 19:00	0	0	0	0	0	0	0	0	6	0	0	0	0	0	0	0	6	0	0	0	0	0	0	0	1	0	0	0	0	0	0	0	3	0	0	0	0	0	0	0	7	0	0	0	0	0	0	0	0	0	0	0	0	0	0	0	9	0

B to C						B to D								B to E								C to A								C to B								C to C								C to D								C to E					
OGV1	OGV2	PSV	M/B	Cyc	E Scooter	Cars	LGV	OGV1	OGV2	PSV	M/B	Cyc	E Scooter	Cars	LGV	OGV1	OGV2	PSV	M/B	Cyc	E Scooter	Cars	LGV	OGV1	OGV2	PSV	M/B	Cyc	E Scooter	Cars	LGV	OGV1	OGV2	PSV	M/B	Cyc	E Scooter	Cars	LGV	OGV1	OGV2	PSV	M/B	Cyc	E Scooter	Cars	LGV	OGV1	OGV2	PSV	M/B	Cyc	E Scooter	Cars	LGV	OGV1	OGV2	PSV	M/B
0	0	0	0	0	0	10	4	0	4	1	0	0	0	105	37	3	4	1	0	0	0	1	0	0	0	0	0	0	0	2	1	1	0	0	0	0	0	0	0	0	0	0	0	0	0	5	2	0	0	0	0	0	0	34	16	2	1	0	0
0	0	0	0	0	0	18	5	1	1	2	0	0	0	134	57	6	5	0	0	0	0	4	0	0	0	0	0	0	0	2	0	0	0	0	0	0	0	0	0	0	0	0	0	0	0	2	2	0	0	0	0	0	0	46	11	2	0	0	0
0	0	0	0	0	0	14	6	6	2	0	0	0	0	151	43	5	9	0	0	0	0	0	1	0	0	0	0	0	0	4	1	0	0	0	0	0	0	0	0	0	0	0	0	0	0	8	2	0	0	0	1	0	0	56	10	3	0	0	2
0	0	0	0	0	0	33	11	4	1	0	0	0	0	179	48	4	6	0	1	0	0	2	0	0	0	0	0	0	0	3	0	0	0	0	0	0	0	0	0	0	0	0	0	0	0	7	1	0	0	0	0	0	0	64	14	0	0	0	0
0	0	0	0	0	0	16	8	6	0	1	0	0	0	163	38	5	5	1	0	0	0	5	0	1	0	0	0	0	0	7	1	0	0	0	0	0	0	0	0	0	0	0	0	0	0	8	7	1	0	0	0	0	0	74	11	0	0	0	0
0	0	0	0	0	0	13	8	3	2	0	0	0	0	172	31	5	3	0	0	0	0	7	1	0	0	0	0	0	0	5	0	0	0	0	0	0	0	0	0	0	0	0	0	0	0	6	3	0	0	0	0	0	0	68	4	3	0	0	1
0	0	0	0	0	0	7	5	2	5	2	0	0	0	138	30	2	10	1	0	0	0	12	2	0	0	0	0	0	0	5	0	0	0	0	0	0	0	0	0	0	0	0	0	0	0	6	3	2	0	0	0	0	0	51	5	1	2	0	0
0	0	0	0	0	0	15	6	1	1	2	1	0	0	173	29	4	8	0	2	0	0	7	1	0	0	0	0	0	0	4	0	0	0	0	0	0	0	0	0	0	0	0	0	0	0	5	2	2	1	0	0	0	0	67	7	1	0	0	1
0	0	0	0	0	0	10	10	1	3	1	1	0	0	127	19	4	4	0	0	0	0	7	1	0	0	0	0	0	0	1	0	0	0	0	0	0	0	0	0	0	0	0	0	0	0	5	1	1	0	0	0	0	0	64	8	4	1	0	1
0	0	0	0	0	0	9	7	1	4	0	0	0	0	132	24	8	8	0	0	0	0	5	0	0	0	0	0	0	0	5	1	0	0	0	0	0	0	0	0	0	0	0	0	0	0	3	2	2	0	0	0	0	0	46	12	0	0	1	0
0	0	0	0	0	0	5	5	3	3	0	0	0	0	114	19	4	7	1	0	0	0	4	0	0	0	0	0	0	0	4	0	0	0	0	0	0	0	0	0	0	0	0	0	0	0	6	2	0	0	0	0	0	0	56	9	4	0	0	2
0	0	0	0	0	0	2	9	4	3	0	0	0	0	123	14	4	7	0	5	0	0	5	0	0	0	0	0	0	0	13	0	0	0	0	0	0	0	0	0	0	0	0	0	0	0	6	3	0	0	0	0	0	0	46	8	3	0	0	0
0	0	0	0	0	0	8	7	2	1	1	0	0	0	174	28	5	5	1	0	0	0	4	0	0	0	0	0	0	0	9	0	0	0	0	0	0	0	0	0	0	0	0	0	0	0	5	1	0	0	0	0	0	0	53	7	1	0	0	0
0	0	0	0	0	0	7	13	1	4	0	1	0	0	151	33	9	7	0	2	0	0	6	0	0	0	0	0	0	0	3	0	0	0	0	0	0	0	1	0	0	0	0	0	0	0	5	1	1	0	0	0	0	0	56	8	1	0	0	0
0	0	0	0	0	0	3	5	1	0	0	0	0	0	169	29	0	3	0	0	0	0	3	1	0	0	0	0	0	0	2	0	0	0	0	0	0	0	0	0	0	0	0	0	0	0	1	1	1	0	0	0	0	0	63	5	0	0	0	0
0	0	0	0	0	0	14	6	2	0	1	0	0	0	138	26	3	5	1	4	0	0	8	1	0	0	0	0	0	0	1	0	0	0	0	0	0	0	0	0	0	0	0	0	0	0	6	2	0	0	0	0	0	0	44	5	0	0	0	0
0	0	0	0	0	0	18	2	1	2	0	0	0	0	155	34	1	3	1	2	0	0	8	2	0	0	0	0	0	0	4	0	0	0	0	0	0	0	0	0	0	0	0	0	0	0	6	0	0	0	0	0	0	0	42	4	0	0	0	1
0	0	0	0	0	0	24	9	2	1	2	1	0	0	191	27	1	1	0	3	0	0	5	1	0	0	0	0	0	0	4	2	0	0	0	0	0	0	0	0	0	0	0	0	0	0	6	1	0	0	0	0	0	0	52	9	0	0	0	1
0	0	0	0	0	0	4	1	2	0	0	0	0	0	180	16	1	2	0	1	0	0	10	1	0	0	0	0	0	0	4	0	0	0	0	0	0	0	1	0	0	0	0	0	0	0	2	0	1	0	0	0	0	0	38	5	0	0	0	0
0	0	0	0	0	0	5	0	1	1	2	0	0	0	176	24	2	1	0	0	0	0	8	0	0	0	0	0	0	0	5	0	0	0	0	0	0	0	0	0	0	0	0	0	0	0	2	1	1	0	0	0	0	0	64	1	0	0	0	1
0	0	0	0	0	0	2	1	0	0	0	0	1	0	196	23	1	1	0	0	0	0	5	1	0	0	0	0	0	0	4	1	0	0	0	1	0	0	0	0	0	0	0	0	0	0	0	0	0	0	0	0	0	0	65	5	0	0	0	0
0	0	0	0	0	0	2	0	0	2	1	0	0	0	178	22	3	4	0	0	0	0	10	0	0	0	0	0	0	0	10	0	0	0	0	1	0	0	0	0	0	0	0	0	0	0	0	0	0	0	0	0	0	0	65	2	0	1	0	1
0	0	0	1	0	0	0	0	0	1	1	0	0	0	150	20	1	2	0	1	0	0	9	1	0	0	0	0	0	0	5	0	0	0	0	1	0	0	0	0	0	0	0	0	0	0	0	0	0	0	0	0	0	0	57	2	1	0	0	2
0	0	0	0	0	0	2	0	0	1	0	0	0	0	120	14	1	2	0	0	0	0	6	0	0	0	0	0	0	0	7	0	0	0	0	0	0	0	1	0	0	0	0	0	0	0	1	0	0	0	0	0	0	0	69	3	0	0	0	0

		D to A								D to B								D to C								D to D								D to E								E to A								E to B									
Cyc	E Scooter	Cars	LGV	OGV1	OGV2	PSV	M/B	Cyc	E Scooter	Cars	LGV	OGV1	OGV2	PSV	M/B	Cyc	E Scooter	Cars	LGV	OGV1	OGV2	PSV	M/B	Cyc	E Scooter	Cars	LGV	OGV1	OGV2	PSV	M/B	Cyc	E Scooter	Cars	LGV	OGV1	OGV2	PSV	M/B	Cyc	E Scooter	Cars	LGV	OGV1	OGV2	PSV	M/B	Cyc	E Scooter	Cars	LGV	OGV1	OGV2	PSV	M/B	Cyc	E Scooter	Cars	LGV
0	0	0	0	0	0	0	0	0	0	1	6	0	3	2	0	0	0	2	0	0	0	0	0	0	0	0	0	0	0	0	0	0	0	1	0	0	0	0	0	0	0	0	0	0	0	0	0	0	0	0	0	180	36	8	1	1	2	0	0	39	9
0	0	0	0	0	0	0	0	0	0	4	6	5	7	0	0	0	0	2	3	0	0	0	0	0	0	0	0	0	0	1	0	0	0	0	0	0	0	0	0	0	0	4	0	0	0	0	0	0	0	183	41	7	6	0	1	0	0	64	12
0	0	0	0	0	0	0	0	0	0	9	11	5	3	0	0	0	0	1	3	1	0	0	0	0	0	0	0	0	0	0	0	0	0	0	2	0	0	0	0	0	0	2	0	0	0	0	0	0	0	182	34	4	4	0	0	0	0	59	6
0	0	0	0	0	0	0	0	0	0	5	8	5	1	1	0	0	0	1	1	2	0	0	0	0	0	0	0	0	0	0	0	0	0	2	0	1	0	1	0	0	0	1	0	0	0	0	0	0	0	151	27	8	5	0	1	0	0	71	6
0	0	0	0	0	0	0	0	0	0	8	5	2	5	0	0	0	0	4	2	0	0	0	0	0	0	0	0	0	0	0	0	0	0	0	2	0	0	0	0	0	0	1	0	0	0	0	0	0	0	195	18	3	5	2	0	0	0	79	10
0	0	0	0	1	0	0	0	0	0	5	6	4	1	0	0	0	0	0	3	0	0	0	0	0	0	0	0	0	0	0	0	0	0	1	1	0	1	0	0	0	0	2	0	0	0	0	0	0	0	149	23	5	3	0	0	0	0	82	2
0	0	0	0	0	0	0	0	0	0	5	10	7	4	0	0	0	0	3	1	1	0	0	0	0	0	1	0	0	0	0	0	0	0	0	0	1	0	0	0	0	0	4	0	0	0	0	0	0	0	157	22	2	7	0	2	0	0	58	1
0	0	0	0	0	0	0	0	0	0	7	6	2	4	0	0	0	0	4	1	0	0	0	0	0	0	0	0	0	0	2	0	0	0	2	0	1	0	0	1	0	0	3	0	0	0	0	0	0	0	156	25	2	7	0	1	0	0	53	7
0	0	0	0	0	0	0	0	0	0	7	9	3	0	0	1	0	0	4	2	1	0	0	0	0	0	0	0	0	0	0	0	0	0	0	1	0	0	1	0	0	0	3	1	0	0	0	0	0	0	160	24	7	6	2	2	0	0	73	8
0	0	0	0	0	0	0	0	0	0	4	9	2	0	0	0	0	0	2	2	1	0	0	0	0	0	0	0	0	0	1	0	0	0	2	1	1	0	0	0	0	0	1	1	0	0	0	0	0	0	156	26	6	7	0	0	0	0	61	5
0	0	0	0	0	0	0	0	0	0	3	3	2	4	1	0	0	0	3	6	0	0	0	0	0	0	0	0	0	0	0	0	0	0	1	2	0	0	0	1	0	0	1	1	0	0	0	0	0	0	126	31	3	5	0	1	0	0	70	7
0	0	0	0	0	0	0	0	0	0	7	2	1	3	0	0	0	0	2	4	4	0	0	0	0	0	0	0	0	0	0	0	0	0	0	2	0	0	0	0	0	0	0	1	0	0	0	0	0	0	149	27	4	5	0	3	0	0	59	9
0	0	1	0	0	0	0	0	0	0	17	3	0	0	0	0	0	0	6	0	0	1	0	0	0	0	0	0	0	0	0	0	0	0	0	2	0	0	1	0	0	0	1	1	0	0	0	0	0	0	149	41	2	6	1	2	0	0	49	9
0	0	0	0	0	0	0	1	0	0	19	5	1	0	0	1	0	0	5	0	0	0	0	0	0	0	0	0	0	0	0	0	0	0	2	1	0	0	0	0	0	0	1	0	0	0	0	0	0	0	150	33	2	2	0	2	0	0	53	7
0	0	2	0	0	0	0	0	0	0	45	14	1	0	0	1	1	0	12	1	0	0	0	0	0	0	0	0	0	0	0	0	0	0	3	1	0	0	0	0	0	0	5	0	0	0	0	0	0	0	180	27	4	3	0	0	0	0	59	6
0	0	0	0	0	0	0	0	0	0	14	7	0	0	0	0	0	0	9	3	0	0	0	0	0	0	0	0	0	0	0	0	0	0	0	0	0	0	0	0	0	0	2	1	0	0	0	0	0	0	183	23	1	3	0	0	0	0	48	8
0	0	3	0	0	0	0	0	0	0	57	9	1	0	1	1	0	0	10	2	1	0	0	1	0	0	0	0	0	0	0	0	0	0	0	0	0	0	1	0	0	0	3	1	0	0	0	0	0	0	188	33	4	2	0	2	0	0	64	9
0	0	1	0	0	0	0	0	1	0	14	3	1	0	0	0	0	0	8	1	0	0	0	0	0	0	0	0	0	0	0	0	0	0	0	0	0	0	0	0	0	0	2	0	0	0	0	0	0	0	137	21	5	2	0	0	0	0	56	3
0	0	1	0	0	0	0	0	0	0	25	1	1	0	0	0	0	0	7	0	0	0	0	1	0	0	0	0	0	0	0	0	0	0	0	0	0	0	0	0	0	0	5	0	0	0	0	0	0	0	187	22	1	2	0	2	0	0	62	5
0	0	0	0	0	0	0	0	0	0	11	0	1	0	0	0	0	0	3	0	0	0	0	0	0	0	0	0	0	0	0	0	0	0	0	0	0	0	0	0	0	0	4	1	0	0	0	0	0	0	180	17	0	2	0	2	0	0	63	3
0	0	1	0	0	0	0	0	2	0	7	1	1	0	0	2	0	0	3	0	0	0	0	0	0	0	0	0	0	0	0	0	0	0	2	0	0	0	1	0	1	0	5	1	0	0	0	0	0	0	173	15	2	1	0	0	0	0	58	5
0	0	0	0	0	0	0	0	0	0	6	3	0	0	1	0	0	0	2	0	0	0	0	0	0	0	0	0	0	0	0	0	0	0	3	0	0	0	0	0	0	0	8	0	0	0	0	0	0	0	155	8	1	2	0	0	0	0	42	4
0	0	1	0	0	0	0	0	0	0	6	1	0	0	0	0	0	0	1	0	0	0	0	0	0	0	1	0	0	0	0	0	0	0	1	0	0	0	0	0	0	0	4	0	0	0	0	0	0	0	131	16	2	0	0	1	0	0	47	7
0	0	2	0	0	0	0	0	1	0	7	3	0	0	0	0	0	0	3	0	0	0	0	0	0	0	0	0	0	0	0	0	0	0	0	0	0	0	1	0	0	0	4	1	0	0	0	0	0	0	111	9	0	1	0	0	0	0	60	2

Job Number & Name:	35202 Ashford
Client:	Charles & Associates
Date:	Tuesday 25 April 2023

E to C						E to D								E to E							
OGV1	OGV2	PSV	M/B	Cyc	E Scooter	Cars	LGV	OGV1	OGV2	PSV	M/B	Cyc	E Scooter	Cars	LGV	OGV1	OGV2	PSV	M/B	Cyc	E Scooter
1	0	0	0	0	0	0	0	1	0	0	0	0	0	0	0	0	0	0	0	0	0
2	0	0	0	0	0	0	0	0	0	1	0	0	0	0	0	0	0	0	0	0	0
1	0	0	0	1	0	1	1	0	0	0	0	0	0	1	0	0	0	0	0	0	0
3	0	0	0	0	0	0	0	0	1	0	0	0	0	0	0	0	0	0	0	0	0
0	0	1	0	0	0	3	0	0	0	0	0	0	0	0	0	0	0	0	0	0	0
0	0	3	0	0	0	2	1	0	0	0	0	0	0	0	0	0	0	0	0	0	0
0	2	0	0	0	0	2	0	0	0	0	0	0	0	0	0	0	0	0	0	0	0
0	0	0	1	0	0	2	0	1	0	0	0	0	0	1	0	0	0	0	0	0	0
0	0	0	0	0	0	0	0	0	0	0	0	0	0	0	1	0	0	0	0	0	0
0	0	0	0	0	0	2	0	0	0	0	0	0	0	0	0	0	0	0	0	0	0
0	0	0	0	0	0	0	0	0	0	0	0	0	0	0	0	0	0	0	0	0	0
2	3	0	0	0	0	2	3	0	0	0	0	0	0	0	0	0	0	0	0	0	0
1	0	0	0	0	0	1	0	0	0	0	0	0	0	0	0	0	0	0	0	0	0
1	0	0	0	0	0	0	0	0	1	0	0	0	0	0	0	0	0	0	0	0	0
2	0	1	1	0	0	0	1	0	0	0	0	0	0	1	0	0	0	0	0	0	0
1	0	0	0	0	0	0	0	0	0	0	0	0	0	0	0	0	0	0	0	0	0
1	0	0	0	0	0	0	0	0	0	0	0	0	0	0	0	0	0	0	0	0	0
0	0	0	0	0	0	0	0	0	0	0	0	0	0	0	0	0	0	0	0	0	0
0	0	0	2	0	0	0	0	0	0	1	0	0	0	1	0	0	0	0	0	0	0
0	0	0	0	0	0	0	0	0	1	0	0	0	0	0	0	0	0	0	0	0	0
0	0	0	2	0	0	1	0	0	0	0	0	0	0	0	0	0	0	0	0	0	0
0	0	0	0	0	0	0	0	0	0	0	0	0	0	0	0	0	0	0	0	0	0
2	0	0	0	0	0	0	0	0	0	0	0	0	0	1	0	0	0	0	0	0	0
0	0	0	0	0	0	0	0	0	0	0	0	0	0	0	0	0	0	0	0	0	0

Advanced Transport Research
Site 1 - Tank Roundabout
PCU Values

| | A to A | | | | | | | A to B | | | | | | | A to C | | | | | | | A to D | | | | | | | A to E | | | | | | | B to A | | | | | | | B to B | | | | | | | B to C | | | | | | | B to D | | | | | | | B to E | | | | | | | C to A | | | | | | | C to B | | | | | | | C to C | | | | | | | C to D | | | | | | | C to E | | | | | | | D to A | | | | | | | D to B | | | | | | | D to C | | | | | | | D to D | | | | | | | D to E | | | | | | | E to A | | | | | |
|---|---|---

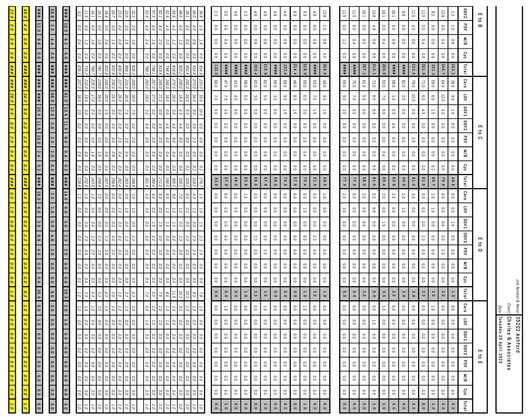
Mitchell & Associates
Mitchell & Associates
Mitchell & Associates

ADVANCED TRANSPORT RESEARCH

Job Number & Name: 35202 Ashford

Site Number/Name: Site 2 - Chart Road/Loudon Way

Client: Charles & Associates

Date: 25/04/2023

Weather: Dry

Advanced Transport Research		*Job Number & Name:*	35202 Ashford
Site 2 - Chart Road/Loudon Way		*Date:*	Tuesday 25 Apr 2023

Job Type:	Junction Count				
Co-ordinates:	51° 9'4.50"N, 0°51'7.02"E	*Postcode:*	TN23 1EN	*Times:*	0700-1000 1600-1900

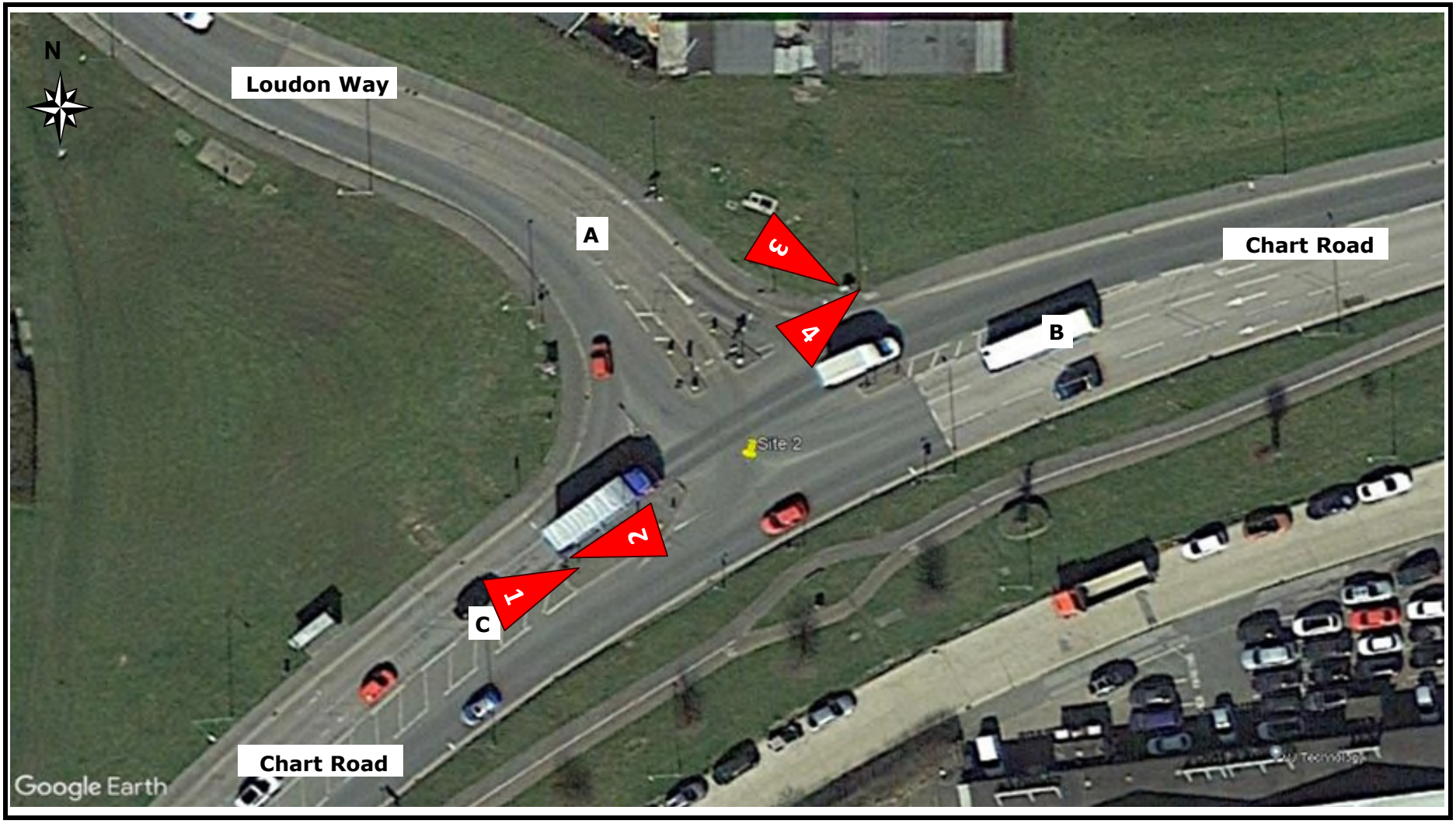

Advanced Transport Research	*Job Number & Name:*	35202 Ashford
Site 2 - Chart Road/Loudon Way	*Client:*	Charles & Associates
Flow Diagram	*Date:*	Tuesday 25 Apr 2023

Select Period 07:00

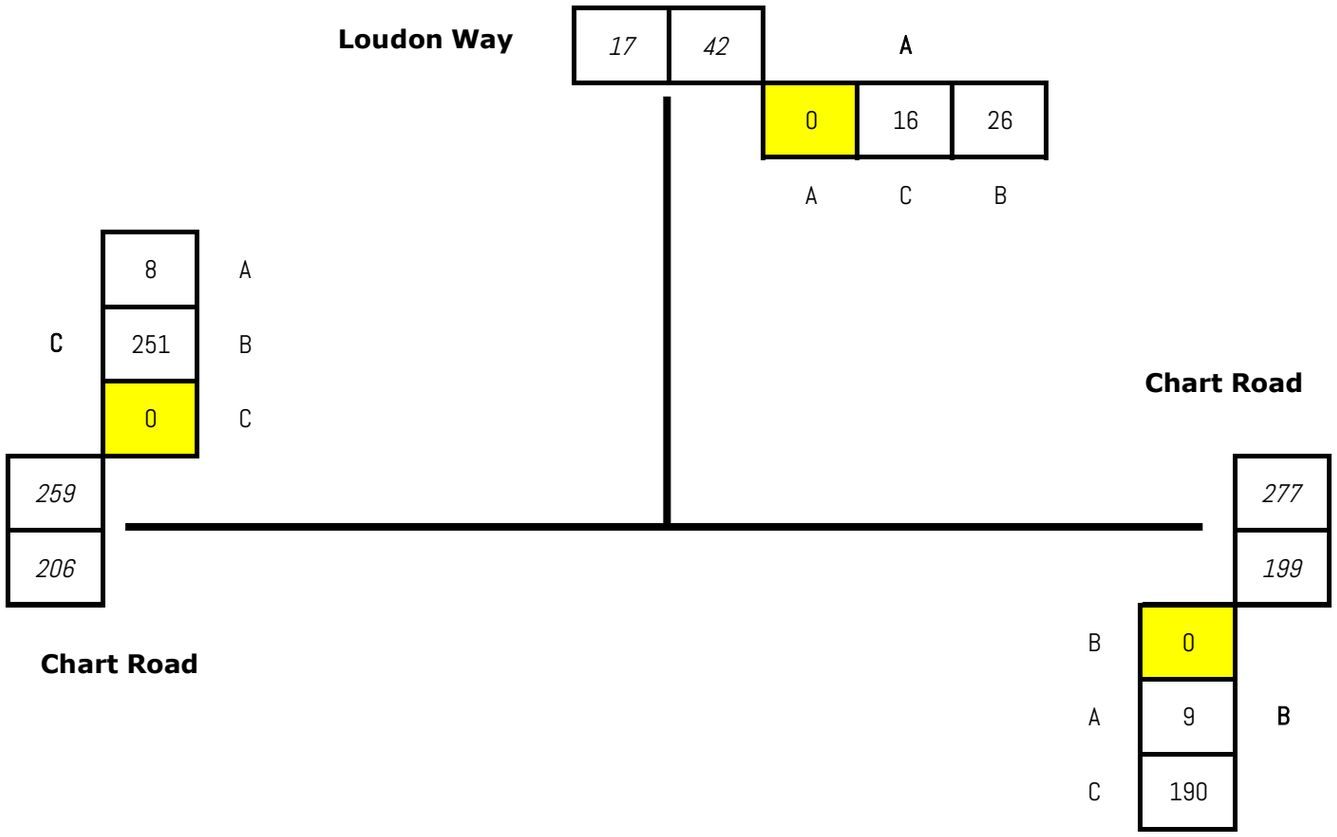

Advanced Transport Research

Site 2 - Chart Road/Loudon Way

Classified Counts

	A to A								A to B								A to C								B to A								B to B								B to C								C to A									
Times	Car	LGV	OGV1	OGV2	PSV	M/B	Cyc	E Scooter	Car	LGV	OGV1	OGV2	PSV	M/B	Cyc	E Scooter	Car	LGV	OGV1	OGV2	PSV	M/B	Cyc	E Scooter	Car	LGV	OGV1	OGV2	PSV	M/B	Cyc	E Scooter	Car	LGV	OGV1	OGV2	PSV	M/B	Cyc	E Scooter	Car	LGV	OGV1	OGV2	PSV	M/B	Cyc	E Scooter	Car	LGV	OGV1	OGV2	PSV	M/B	Cyc	E Scooter	Car	LGV
07:00 - 07:15	0	0	0	0	0	0	0	0	26	0	0	0	0	0	0	0	12	3	1	0	0	0	0	0	6	3	0	0	0	0	0	0	0	0	0	0	0	0	0	0	132	46	6	5	1	0	0	0	7	1	0	0	0	0	0	0	193	44
07:15 - 07:30	0	0	0	0	0	0	0	0	39	4	1	0	0	0	0	0	18	5	1	0	0	0	0	0	10	2	0	0	0	0	0	0	0	0	0	0	0	0	0	0	162	50	9	4	0	0	0	0	12	4	1	1	0	0	0	0	211	46
07:30 - 07:45	0	0	0	0	0	0	0	0	29	7	1	0	0	0	0	0	35	4	0	0	0	0	0	0	14	2	1	0	0	0	0	0	0	0	0	0	0	0	0	0	176	43	6	8	0	1	0	0	23	5	0	0	0	0	0	0	212	31
07:45 - 08:00	0	0	0	0	0	0	0	0	40	6	1	1	0	1	0	0	39	7	1	0	0	1	0	0	22	7	0	0	1	0	0	0	0	0	0	0	0	0	0	0	204	47	6	7	0	1	0	0	36	3	1	0	3	0	0	0	189	24
08:00 - 08:15	0	0	0	0	0	0	0	0	53	5	0	0	3	0	0	0	45	4	1	1	0	0	0	0	15	4	0	0	1	0	0	0	0	0	0	0	0	0	0	0	218	40	5	5	0	0	0	0	35	2	0	0	1	0	0	0	226	21
08:15 - 08:30	0	0	0	0	0	0	0	0	48	5	1	0	0	0	0	0	57	2	0	0	1	0	0	0	26	5	0	0	0	0	0	0	0	0	0	0	0	0	0	0	203	31	8	5	0	0	0	0	36	0	1	0	0	0	0	0	191	20
08:30 - 08:45	0	0	0	0	0	0	0	0	37	2	0	0	0	0	0	0	40	4	0	0	0	0	0	0	21	2	0	0	0	0	0	0	0	0	0	0	0	0	0	0	157	32	5	8	1	0	0	0	51	5	0	0	0	0	0	0	183	18
08:45 - 09:00	0	0	0	0	0	0	0	0	35	3	0	0	0	0	0	0	76	1	0	0	0	0	0	0	25	3	0	0	0	1	0	0	0	0	0	0	0	0	0	0	202	27	5	10	0	3	0	0	33	0	0	0	0	0	0	0	173	21
09:00 - 09:15	0	0	0	0	0	0	0	0	41	4	0	0	0	0	0	0	31	1	1	0	0	0	0	0	18	0	0	0	1	0	0	0	0	0	0	0	0	0	0	0	171	27	8	4	0	0	0	0	27	3	2	0	0	0	0	0	203	22
09:15 - 09:30	0	0	0	0	0	0	0	0	24	1	2	0	0	0	0	0	20	2	0	0	0	0	0	0	11	1	0	0	0	0	0	0	0	0	0	0	0	0	0	0	156	28	7	7	1	0	0	0	22	0	1	0	0	0	0	0	191	27
09:30 - 09:45	0	0	0	0	0	0	0	0	21	3	1	0	0	0	0	0	17	4	0	0	0	0	0	0	18	4	0	0	0	0	0	0	0	0	0	0	0	0	0	0	146	22	7	7	0	0	0	0	17	5	0	0	0	1	0	0	174	30
09:45 - 10:00	0	0	0	0	0	0	0	0	23	5	0	0	0	0	0	0	18	5	0	0	0	0	0	0	13	3	0	0	0	0	0	0	0	0	0	0	0	0	0	0	148	17	8	6	0	5	0	0	27	4	1	0	0	0	0	0	172	30
16:00 - 16:15	0	0	0	0	0	0	0	0	23	2	0	0	1	0	0	0	41	4	0	0	2	0	0	0	16	3	0	0	3	0	0	0	0	0	0	0	0	0	0	0	207	31	6	3	0	0	0	0	32	4	1	0	1	0	0	0	168	35
16:15 - 16:30	0	0	0	0	0	0	0	0	21	2	0	0	0	0	0	0	28	1	0	0	0	0	0	0	20	1	0	0	0	0	0	0	0	0	0	0	0	0	0	0	188	37	11	5	0	2	0	0	39	6	0	0	0	0	0	0	176	34
16:30 - 16:45	0	0	0	0	0	0	0	0	19	4	0	0	0	0	0	0	47	4	0	0	0	0	0	0	26	2	0	0	0	0	0	0	0	0	0	0	0	0	0	0	195	36	0	3	0	0	0	0	26	3	0	0	0	0	0	0	201	31
16:45 - 17:00	0	0	0	0	0	0	0	0	20	2	0	0	0	0	0	0	39	2	0	0	0	1	0	0	21	0	0	0	0	0	0	0	0	0	0	0	0	0	0	0	170	29	3	7	0	4	0	0	30	5	0	0	0	0	0	0	214	34
17:00 - 17:15	0	0	0	0	0	0	0	0	24	2	0	0	0	0	0	0	41	2	0	0	0	1	0	0	17	4	0	0	1	1	0	0	0	0	0	0	0	0	0	0	169	36	1	2	2	4	0	1	32	3	0	0	0	0	0	0	209	35
17:15 - 17:30	0	0	0	0	0	0	0	0	17	1	0	0	0	0	0	0	51	5	0	0	0	0	0	0	25	3	0	0	0	2	0	0	0	0	0	0	0	0	0	0	219	24	1	2	0	2	0	0	41	7	1	0	0	0	0	0	168	25
17:30 - 17:45	0	0	0	0	0	0	0	0	37	1	0	0	0	1	0	0	35	3	0	0	0	0	0	0	17	3	0	0	0	0	0	0	0	0	0	0	0	0	0	0	217	23	2	2	0	1	0	0	45	6	0	0	0	0	0	0	201	22
17:45 - 18:00	0	0	0	0	0	0	0	0	33	1	0	0	0	1	0	0	40	4	0	0	0	0	0	0	40	2	0	0	0	0	0	0	0	0	0	0	0	0	0	0	218	26	1	1	0	1	0	0	58	2	0	0	0	0	0	0	198	17
18:00 - 18:15	0	0	0	0	0	0	0	0	31	2	0	0	0	0	0	0	48	1	1	0	0	0	0	0	27	1	0	0	1	0	0	0	0	0	0	0	0	0	0	0	227	25	1	1	0	0	1	0	41	3	1	0	0	0	0	0	206	16
18:15 - 18:30	0	0	0	0	0	0	0	0	25	1	0	0	0	0	0	0	31	2	0	0	0	0	0	0	28	2	0	0	0	0	0	0	0	0	0	0	0	0	0	0	217	22	3	3	0	1	0	0	34	2	0	0	0	1	0	0	178	13
18:30 - 18:45	0	0	0	0	0	0	0	0	20	3	0	0	0	0	0	0	29	1	0	0	0	0	0	0	25	3	0	0	0	0	0	0	0	0	0	0	0	0	0	0	185	24	2	0	0	3	0	0	28	1	0	0	0	0	0	0	167	15
18:45 - 19:00	0	0	0	0	0	0	0	0	26	0	0	0	0	0	0	0	29	2	0	0	0	0	1	0	18	0	0	0	1	0	0	0	0	0	0	0	0	0	0	0	178	16	1	2	0	0	0	0	27	2	0	0	0	0	0	0	147	11

Job Number & Name:	35202 Ashford
Client:	Charles & Associates
Date:	Tuesday 25 April 2023

C to B						C to C							
OGV1	OGV2	PSV	M/B	Cyc	E Scooter	Car	LGV	OGV1	OGV2	PSV	M/B	Cyc	E Scooter
10	1	1	2	0	0	0	0	0	0	0	0	0	0
4	6	0	1	0	0	0	0	0	0	0	0	0	0
6	3	0	0	1	0	0	0	0	0	0	0	0	0
9	4	0	0	0	0	0	0	0	0	0	0	0	0
3	4	0	0	0	0	0	0	0	0	0	0	0	0
5	3	3	0	0	0	0	0	0	0	0	0	0	0
1	9	0	2	0	0	0	0	0	0	0	0	0	0
5	7	1	3	0	0	0	0	0	0	0	0	0	0
4	7	2	0	0	0	0	0	0	0	0	0	0	0
5	6	0	1	0	0	0	0	0	0	0	0	0	0
2	4	0	0	0	0	0	0	0	0	0	0	0	0
6	7	0	3	0	0	0	0	0	0	0	0	0	0
3	4	0	2	0	0	0	0	0	0	0	0	0	0
4	3	1	2	0	0	0	0	0	0	0	0	0	0
5	2	3	1	0	0	0	0	0	0	0	0	0	0
3	4	0	0	0	0	0	0	0	0	0	0	0	0
3	1	0	1	0	0	0	0	0	0	0	0	0	0
4	2	0	0	0	0	0	0	0	0	0	0	0	0
1	3	2	2	0	0	0	0	0	0	0	0	0	0
1	1	0	1	0	0	0	0	0	0	0	0	0	0
1	1	0	2	0	0	0	0	0	0	0	0	0	0
1	2	0	0	0	0	0	0	0	0	0	0	0	0
3	0	1	1	0	0	0	0	0	0	0	0	0	0
1	1	1	0	2	0	0	0	0	0	0	0	0	0

Advanced Transport Research
Site 2 - Chart Road/Loudon Way
PCU Values

Job Number & Name: 35202 Ashford
Client: Charles & Associates
Date: Tuesday 25 April 2023

	A to A								A to B								A to C								B to A								B to B								B to C								C to A								C to B								C to C							
Times	Cars	LGV	OGV1	OGV2	PSV	M/B	Cyc	Total

ADVANCED TRANSPORT RESEARCH

Job Number & Name: 35202 Ashford

Site Number/Name: Site 3 - Chart Road/Brookfield Road

Client: Charles & Associates

Date: 25/04/2023

Weather: Dry

Advanced Transport Research		*Job Number & Name:*	35202 Ashford
Site 3 - Chart Road/Brookfield Road		*Date:*	Tuesday 25 Apr 2023

Job Type:	Junction Count				
Co-ordinates:	51° 8'49.67"N, 0°50'47.38"E	*Postcode:*	TN23 4YW	*Times:*	0700-1000 1600-1900

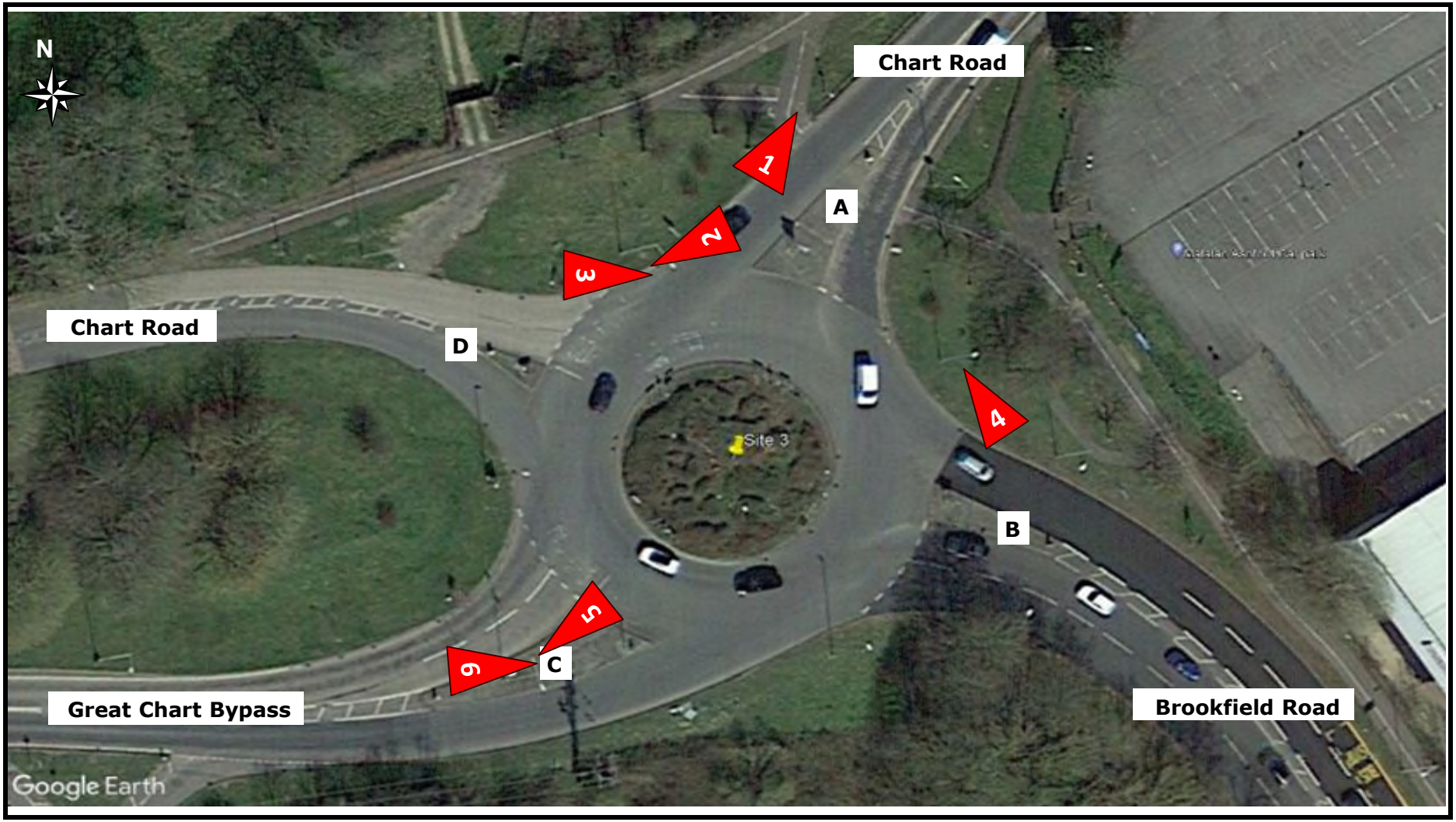

Advanced Transport Research	*Job Number & Name:*	35202 Ashford
Site 3 - Chart Road/Brookfield Road	*Client:*	Charles & Associates
Flow Diagram	*Date:*	Tuesday 25 Apr 2023

Select Period 07:00

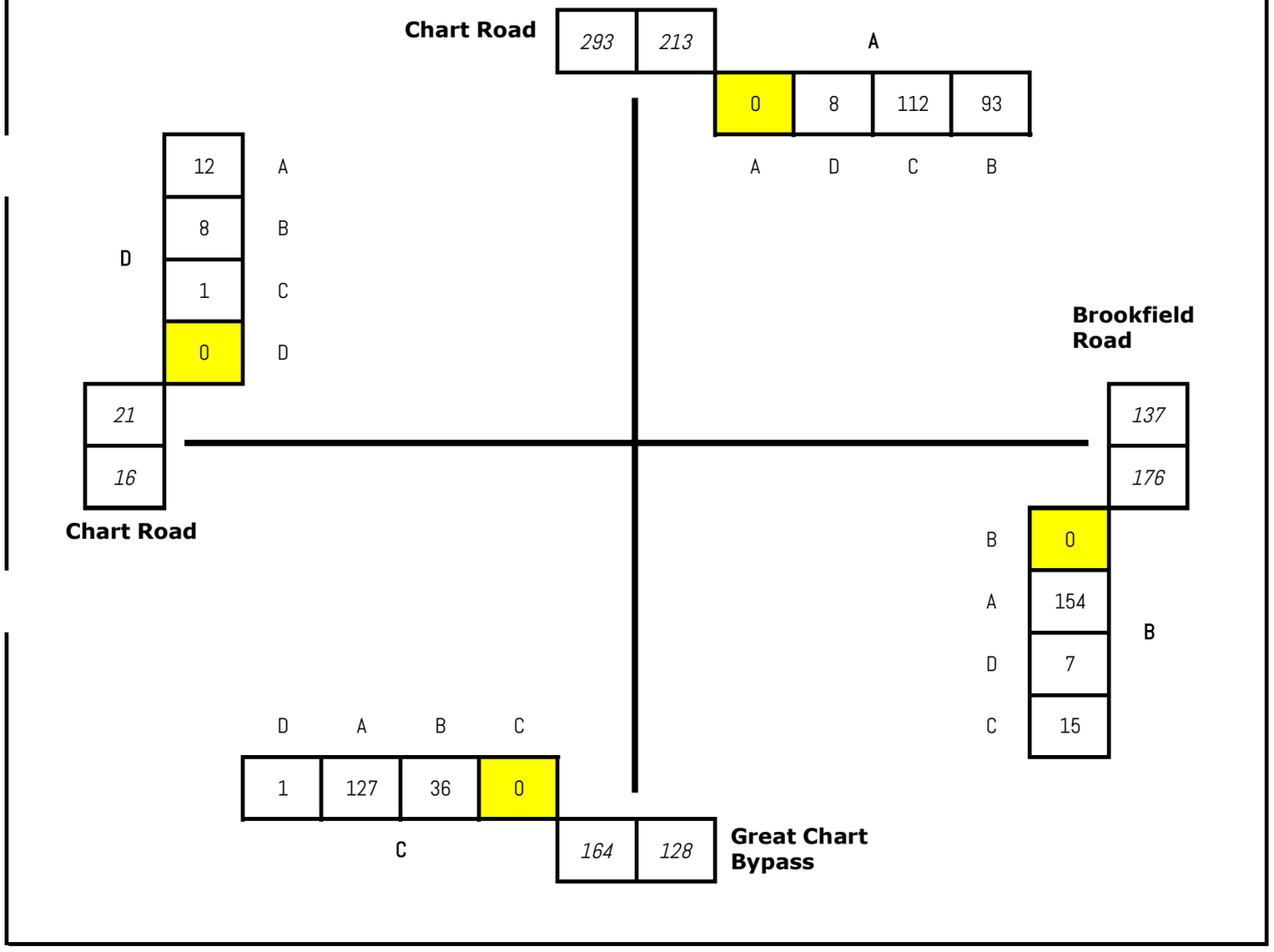

Advanced Transport Research

Site 3 - Chart Road/Brookfield Road

Classified Counts

	A to A								A to B								A to C								A to D								B to A								B to B								B to C									
Times	Car	LGV	OGV1	OGV2	PSV	M/B	Cyc	E Scooter	Car	LGV	OGV1	OGV2	PSV	M/B	Cyc	E Scooter	Car	LGV	OGV1	OGV2	PSV	M/B	Cyc	E Scooter	Car	LGV	OGV1	OGV2	PSV	M/B	Cyc	E Scooter	Car	LGV	OGV1	OGV2	PSV	M/B	Cyc	E Scooter	Car	LGV	OGV1	OGV2	PSV	M/B	Cyc	E Scooter	Car	LGV	OGV1	OGV2	PSV	M/B	Cyc	E Scooter	Car	LGV
07:00 - 07:15	0	0	0	0	0	0	0	0	72	14	3	2	2	0	0	0	71	35	3	2	1	0	0	0	6	1	0	1	0	0	0	0	116	29	7	0	0	2	0	0	0	0	0	0	0	0	0	0	0	0	12	3	0	0	0	0	0	0	7	0
07:15 - 07:30	0	0	0	0	0	0	0	0	83	18	3	2	4	0	0	0	81	40	7	2	1	0	0	0	16	6	1	0	0	0	0	0	117	39	6	3	0	1	0	0	0	0	0	0	0	0	0	0	0	0	15	6	0	0	0	1	0	0	11	0
07:30 - 07:45	0	0	0	0	0	0	0	0	75	18	3	3	2	1	0	0	105	33	4	6	0	0	0	0	10	1	0	1	0	0	0	0	119	24	1	2	0	0	0	0	2	0	0	0	0	0	0	0	19	5	2	0	0	0	0	0	6	3
07:45 - 08:00	0	0	0	0	0	0	0	0	110	22	5	1	0	1	0	0	124	41	3	5	0	0	0	0	11	0	0	1	0	0	0	0	127	22	3	3	2	0	0	0	0	0	0	0	0	0	0	0	18	3	0	1	0	0	0	0	8	1
08:00 - 08:15	0	0	0	0	0	0	0	0	98	24	3	1	0	0	0	0	127	31	3	3	0	0	0	0	23	1	1	0	0	0	0	0	142	9	0	2	0	0	0	0	0	0	0	0	0	0	0	0	21	4	0	0	0	0	0	0	5	0
08:15 - 08:30	1	0	0	0	0	0	0	0	122	23	2	1	0	0	0	0	144	25	7	3	1	0	0	0	9	2	0	0	0	0	0	0	123	16	5	1	0	1	0	0	0	0	0	0	0	0	0	0	45	5	1	0	0	0	0	0	16	0
08:30 - 08:45	0	0	0	0	0	0	0	0	84	22	4	2	1	0	0	0	102	24	7	7	0	0	0	0	6	0	0	0	0	0	0	0	143	21	0	1	0	0	0	0	0	0	0	0	0	0	0	0	36	2	0	0	0	0	0	0	5	0
08:45 - 09:00	0	0	0	0	0	0	0	0	139	24	2	2	0	2	0	0	129	14	2	7	0	0	0	0	5	1	0	0	0	0	0	0	115	23	5	3	0	1	0	0	0	0	0	0	0	0	0	0	71	10	0	0	0	0	0	0	5	2
09:00 - 09:15	2	0	0	0	0	0	0	0	97	24	5	2	0	1	0	0	122	17	8	6	0	0	0	0	4	3	0	1	0	0	0	0	110	19	1	3	0	0	0	0	0	0	0	0	0	0	0	0	39	8	0	0	0	0	0	0	9	1
09:15 - 09:30	0	0	0	0	0	0	0	0	87	19	6	3	0	0	0	0	90	23	3	3	0	1	0	0	1	2	0	0	0	0	0	0	96	19	3	2	0	1	0	0	1	0	0	0	0	0	0	0	26	9	0	0	0	0	0	0	5	3
09:30 - 09:45	0	1	0	0	0	0	0	0	89	16	8	2	0	0	0	0	71	18	2	6	1	1	0	0	6	3	0	0	0	0	0	0	104	18	4	1	0	1	0	0	0	0	0	0	0	0	0	0	23	4	0	0	0	0	0	0	6	0
09:45 - 10:00	1	0	1	0	0	0	0	0	98	14	4	2	0	0	0	0	77	18	5	6	0	5	0	0	8	1	0	0	0	0	0	0	103	16	8	2	0	2	0	0	0	0	0	0	0	0	0	0	15	4	2	0	0	0	0	0	11	0
16:00 - 16:15	0	1	0	0	0	0	0	0	132	20	2	2	0	0	0	0	115	20	4	1	0	0	0	0	4	1	0	0	0	0	0	0	121	20	2	0	0	1	0	0	0	0	0	0	0	0	0	0	24	2	0	0	0	0	0	0	13	2
16:15 - 16:30	0	0	0	0	0	0	0	0	124	25	3	2	0	1	0	0	121	19	8	3	1	1	0	0	12	1	0	0	0	0	0	0	111	25	7	1	1	1	0	0	0	0	0	0	0	0	0	0	43	1	0	0	0	0	0	0	8	0
16:30 - 16:45	0	0	0	0	0	0	0	0	144	26	0	0	0	0	0	0	110	23	2	4	0	1	0	0	15	3	0	0	0	0	0	0	114	16	3	0	2	1	0	0	0	0	0	0	0	0	0	0	34	3	2	0	1	1	0	0	10	2
16:45 - 17:00	1	0	0	0	0	0	0	0	113	20	1	1	0	2	0	0	131	23	3	4	0	6	0	0	17	3	0	0	0	0	0	0	121	14	0	0	0	0	0	0	0	0	0	0	0	0	0	0	30	5	1	0	0	0	0	0	18	0
17:00 - 17:15	0	0	0	0	0	0	0	0	131	27	0	1	0	1	0	0	140	21	1	1	2	2	0	0	13	0	0	0	0	0	0	0	134	19	1	0	0	0	0	0	0	0	0	0	0	0	0	0	35	5	0	0	0	1	0	0	18	2
17:15 - 17:30	0	0	0	0	0	0	0	0	142	22	1	0	0	5	0	0	147	17	0	2	0	0	0	0	15	0	0	0	0	0	0	0	118	14	1	0	0	0	0	0	0	0	0	0	0	0	0	0	34	3	0	1	0	0	0	0	23	3
17:30 - 17:45	1	0	0	0	0	0	0	0	139	16	3	2	0	0	0	0	128	21	0	0	0	1	0	0	9	2	0	0	0	0	0	0	138	16	0	1	1	1	0	0	0	0	0	0	0	0	0	0	39	2	1	0	0	0	0	0	24	0
17:45 - 18:00	1	0	0	0	0	0	0	0	143	21	2	0	0	0	0	0	134	14	0	0	0	0	0	0	10	2	0	1	0	1	0	0	110	8	1	0	0	1	0	0	0	0	0	0	1	0	0	0	41	2	0	0	0	0	0	0	13	2
18:00 - 18:15	0	0	0	0	0	0	0	0	147	19	1	1	1	0	0	0	128	9	1	0	0	0	1	0	7	0	0	0	0	0	0	0	121	12	1	1	0	1	0	0	0	0	0	0	0	0	0	0	25	2	0	0	0	1	0	0	17	3
18:15 - 18:30	0	0	0	0	0	0	0	0	139	16	1	1	0	1	0	0	124	12	1	2	0	0	0	0	13	1	1	0	0	0	0	0	101	6	1	2	0	1	0	0	0	0	0	0	0	0	0	0	27	2	0	0	0	1	0	0	5	0
18:30 - 18:45	1	0	0	0	0	0	0	0	118	15	1	0	0	3	0	0	90	9	1	0	0	0	0	0	7	1	0	0	0	0	0	0	98	8	3	0	0	1	0	0	0	0	0	0	0	0	0	0	24	4	0	0	0	0	0	0	11	0
18:45 - 19:00	1	0	0	0	0	0	0	0	98	14	1	1	0	0	1	0	101	9	0	1	0	0	0	0	18	0	0	0	0	0	0	0	98	3	0	0	0	0	0	0	0	0	0	0	0	0	0	0	36	3	0	0	0	0	1	0	11	0

B to D						C to A								C to B								C to C								C to D								D to A								D to B								D to C					
OGV1	OGV2	PSV	M/B	Cyc	E Scooter	Car	LGV	OGV1	OGV2	PSV	M/B	Cyc	E Scooter	Car	LGV	OGV1	OGV2	PSV	M/B	Cyc	E Scooter	Car	LGV	OGV1	OGV2	PSV	M/B	Cyc	E Scooter	Car	LGV	OGV1	OGV2	PSV	M/B	Cyc	E Scooter	Car	LGV	OGV1	OGV2	PSV	M/B	Cyc	E Scooter	Car	LGV	OGV1	OGV2	PSV	M/B	Cyc	E Scooter	Car	LGV	OGV1	OGV2	PSV	M/B
0	0	0	0	0	0	101	19	5	2	0	0	0	0	28	6	1	0	0	1	0	0	0	0	0	0	0	0	0	0	1	0	0	0	0	0	0	0	9	3	0	0	0	0	0	0	6	1	0	0	1	0	0	0	0	1	0	0	0	0
0	0	0	1	1	0	116	17	4	1	0	0	0	0	35	4	1	0	1	0	0	0	0	0	0	0	0	0	0	0	0	0	0	0	0	0	0	0	18	2	1	1	0	0	0	0	5	3	1	0	0	0	0	0	1	0	0	0	0	0
1	0	0	0	0	0	102	12	3	1	0	1	0	0	21	4	0	1	0	0	0	0	0	0	0	0	0	0	0	0	1	0	0	0	0	0	0	0	33	3	0	0	0	0	0	0	15	1	0	0	0	0	0	0	0	0	0	0	0	0
0	0	1	0	0	0	59	11	7	1	2	0	0	0	10	2	0	0	0	0	0	0	1	0	0	0	0	0	0	0	0	0	0	0	0	0	0	0	55	6	0	1	0	0	0	0	15	5	0	0	0	0	0	0	1	0	0	0	0	0
0	0	2	0	0	0	73	8	1	1	0	0	0	0	17	2	0	0	0	0	0	0	1	0	0	0	0	0	0	0	0	0	0	0	0	0	0	0	72	4	1	0	0	0	0	0	23	1	0	0	1	0	0	0	3	0	0	0	0	0
0	0	0	0	0	0	52	9	5	2	0	0	0	0	10	2	1	0	0	0	0	0	0	0	0	0	0	0	0	0	0	0	0	0	0	0	0	0	63	4	1	1	3	0	0	0	17	2	0	0	0	0	0	0	4	0	0	0	0	0
0	0	0	0	0	0	67	4	3	7	0	1	0	0	11	2	0	0	0	0	0	0	2	0	0	0	0	0	0	0	0	0	0	0	0	0	0	0	58	0	1	1	0	0	0	0	19	1	0	0	0	0	0	0	5	0	0	0	0	0
0	0	0	0	0	0	79	8	2	6	1	1	0	0	24	2	0	0	0	0	0	0	3	0	0	0	0	0	0	0	0	0	0	0	0	0	0	0	40	3	0	0	0	0	0	0	20	2	0	0	0	0	0	0	6	0	0	0	0	0
0	0	0	0	0	0	114	15	5	3	2	1	0	0	30	3	0	1	0	0	0	0	4	0	0	0	0	0	0	0	2	1	0	0	0	0	0	0	28	5	0	0	0	0	0	0	17	0	0	0	0	0	0	0	4	1	0	0	0	0
0	0	0	0	0	0	97	17	6	5	0	1	0	0	38	4	0	0	1	0	0	0	1	0	0	0	0	0	0	0	1	0	0	0	0	0	0	0	13	1	0	0	0	0	0	0	10	1	0	0	0	0	0	0	3	0	0	0	0	0
0	0	0	0	0	0	106	19	3	3	0	1	0	0	23	5	1	0	0	0	0	0	2	0	0	0	0	0	0	0	1	0	0	0	0	0	0	0	14	1	0	1	0	1	0	0	7	1	0	0	0	1	0	0	2	0	0	0	0	0
1	0	1	0	0	0	89	20	4	7	0	0	0	0	24	7	1	0	0	0	0	0	1	0	0	0	0	0	0	0	0	0	0	0	0	1	0	0	14	2	0	0	0	0	0	0	9	0	0	0	1	0	0	0	1	0	0	0	0	0
0	0	0	0	0	0	72	20	3	3	1	1	0	0	22	9	0	0	0	1	0	0	0	0	0	0	0	0	0	0	1	0	0	0	0	0	0	0	30	8	1	0	0	0	0	0	23	5	0	0	1	0	0	0	1	2	0	0	0	0
0	0	0	0	0	0	87	17	2	1	0	1	0	0	23	1	1	0	0	0	0	0	0	0	0	0	0	0	0	0	1	0	0	0	0	0	0	0	23	9	0	1	0	0	0	0	16	2	0	0	2	0	0	0	2	0	0	0	0	0
1	0	0	0	0	0	93	18	4	1	1	0	0	0	27	3	0	0	0	0	0	0	1	0	0	0	0	0	0	0	1	0	0	0	0	0	0	0	30	5	0	1	0	0	0	0	11	2	0	0	0	0	0	0	1	0	0	0	0	0
0	0	0	0	1	0	92	20	5	2	0	0	0	0	25	5	1	0	0	0	0	0	2	0	0	0	0	0	0	0	1	0	0	0	0	0	0	0	31	7	0	1	0	1	0	0	15	1	0	0	0	0	0	0	0	0	0	0	0	0
0	0	1	0	0	0	77	19	2	2	0	1	0	0	17	6	0	0	0	0	0	0	0	0	0	0	0	0	0	0	0	0	0	0	0	0	0	0	46	5	0	0	0	1	0	0	16	0	0	0	0	0	1	0	3	0	0	0	0	1
0	0	0	0	0	0	45	11	5	1	0	0	0	0	13	3	0	0	0	0	0	0	0	0	0	0	0	0	0	0	0	0	0	0	0	0	0	0	48	8	1	1	0	0	0	0	22	2	0	0	0	0	0	0	0	0	0	0	0	0
0	0	0	0	0	0	72	9	1	1	1	1	0	0	27	3	0	0	0	0	0	0	0	0	0	0	0	0	0	0	1	0	0	0	0	0	0	0	33	2	0	0	0	0	0	0	12	0	0	0	0	0	0	0	2	0	0	0	0	0
0	0	0	0	0	0	136	17	0	0	0	0	0	0	25	4	0	0	0	1	0	0	0	0	0	0	0	0	0	0	1	0	0	0	0	0	0	0	33	2	0	1	0	0	0	0	11	6	0	0	0	1	0	0	1	0	0	0	0	0
0	0	1	0	0	0	100	7	1	0	0	1	0	0	31	4	0	0	0	0	0	0	0	0	0	0	0	0	0	0	3	0	0	0	0	0	0	0	18	3	0	0	0	0	0	0	15	1	0	0	0	0	0	0	1	0	0	0	0	0
0	0	0	0	0	0	90	7	0	0	0	0	0	0	31	2	0	0	0	0	0	0	0	0	0	0	0	0	0	0	1	0	0	0	0	0	0	0	10	0	0	0	0	0	0	0	15	0	0	0	1	0	0	0	1	0	0	0	0	0
0	0	0	0	0	0	86	11	1	0	1	0	0	0	25	2	0	0	0	0	0	0	0	0	0	0	0	0	0	0	0	0	0	0	0	0	0	0	15	3	0	0	0	0	0	0	10	1	0	0	0	0	0	0	1	0	0	0	0	0
0	0	0	0	0	0	61	8	1	1	1	0	2	0	15	2	0	0	0	0	0	0	0	0	0	0	0	0	0	0	3	1	0	0	0	0	0	0	10	1	0	0	0	0	0	0	13	1	0	0	0	0	0	0	1	0	0	0	0	0

b Number & Name:	35202 Ashford
Client:	Charles & Associates
Date:	Tuesday 25 April 2023

		D to D							
Cyc	E Scooter	Car	LGV	OGV1	OGV2	PSV	M/B	Cyc	E Scooter
0	0	0	0	0	0	0	0	0	0
0	0	0	0	0	0	0	0	0	0
0	0	0	0	0	0	0	0	0	0
0	0	0	0	0	0	0	0	0	0
0	0	0	0	0	0	0	0	0	0
0	0	0	0	0	0	0	0	0	0
0	0	0	0	0	0	0	0	0	0
0	0	0	0	0	0	0	0	0	0
0	0	0	0	0	0	0	0	0	0
0	0	0	0	0	0	0	0	0	0
0	0	0	0	0	0	0	0	0	0
0	0	0	0	0	0	0	0	0	0

0	0	0	0	0	0	0	0	0	0
0	0	0	0	0	0	0	0	0	0
0	0	0	0	0	0	0	0	0	0
0	0	0	0	0	0	0	0	0	0
0	0	0	0	0	0	0	0	0	0
0	0	0	0	0	0	0	0	0	0
0	0	0	0	0	0	0	0	0	0
0	0	0	0	0	0	0	0	0	0
0	0	0	0	0	0	0	0	0	0
0	0	0	0	0	0	0	0	0	0
0	0	0	0	0	0	0	0	0	0
0	0	0	0	0	0	0	0	0	0

Advanced Transport Research
Site 3 - Chart Road/Brookfield Road
PCU Values

Job Number & Name: 35202 Ashford
Client: Charles B Associates
Date: Tuesday 25 April 2023

| Times | A to A | | | | | | | | A to B | | | | | | | | A to C | | | | | | | | A to D | | | | | | | | B to A | | | | | | | | B to B | | | | | | | | B to C | | | | | | | | B to D | | | | | | | | C to A | | | | | | | | C to B | | | | | | | | C to C | | | | | | | | C to D | | | | | | | | D to A | | | | | | | | D to B | | | | | | | | D to C | | | | | | | | D to D | | | | | | | |
|---|---|---

Appendix C Raw ATC Data

ATC SUMMARY REPORT

PROJECT	35202 Ashford, Kent
LOCATION	35202-001 - Chart Road
LOC. DESC.	Chart Road
START DATE	Tue 25 Apr, 2023
END DATE	Mon 01 May, 2023
SPEED LIMIT	30mph
SURVEY TYPE	7-day ATC, 15min periods, 6 veh. classes

OVERVIEW

A 7-day automatic traffic count on Chart Road, commencing Tue 25 Apr 2023, recorded a total of 190,312 vehicles. The posted speed limit of 30mph was exceeded by 44.1% of vehicles, and the seasonally adjusted, combined AADT value is 27,921 (see Equipment & Methodology below).

COMBINED

Total recorded volume	**190,312**
Avg daily volume (based on 7 days)	27,187.4
Average daily speed (7 days)	28.7mph
Average daily 85%ile (7 days)	34.4mph
AADT (annual average daily traffic)	27,921
Avg weekday volume (Mon-Fri, 24hrs)	28,248.2
Avg weekday speed (Mon-Fri, 24hrs)	28.0mph
Avg 12hr weekday volume (Mon-Fri, 0700-1900)	22,354.0
Avg 12hr weekday speed (Mon-Fri, 0700-1900)	26.7mph

The combined summary on the left shows the total volumes, average speeds, AADT and 85%iles recorded in both directions from all the recorded data. Speeding vehicles are defined as those travelling 31mph and above.

The summaries below provide directionalised details including speeding percentages and weekday daytime details.

EASTBOUND →

Total recorded volume	**94,937**
Avg daily volume (based on 7 days)	13,562.4
Average daily speed (7 days)	30.1mph
Average daily 85%ile (7 days)	34.9mph
% of vehicles exceeding 30mph	50.7%
Avg weekday volume (Mon-Fri, 24hrs)	13,680.6
Avg weekday speed (Mon-Fri, 24hrs)	30.1mph
Avg 12hr weekday volume (Mon-Fri, 0700-1900)	10,856.2
Avg 12hr weekday speed (Mon-Fri, 0700-1900)	29.1mph
Avg 12hr weekday 85%ile (Mon-Fri, 0700-1900)	33.6mph

WESTBOUND ←

Total recorded volume	**95,375**
Avg daily volume (based on 7 days)	13,625.0
Average daily speed (7 days)	27.3mph
Average daily 85%ile (7 days)	33.8mph
% of vehicles exceeding 30mph	37.5%
Avg weekday volume (Mon-Fri, 24hrs)	14,567.6
Avg weekday speed (Mon-Fri, 24hrs)	26.0mph
Avg 12hr weekday volume (Mon-Fri, 0700-1900)	11,497.8
Avg 12hr weekday speed (Mon-Fri, 0700-1900)	24.4mph
Avg 12hr weekday 85%ile (Mon-Fri, 0700-1900)	31.6mph

SITE LOCATION

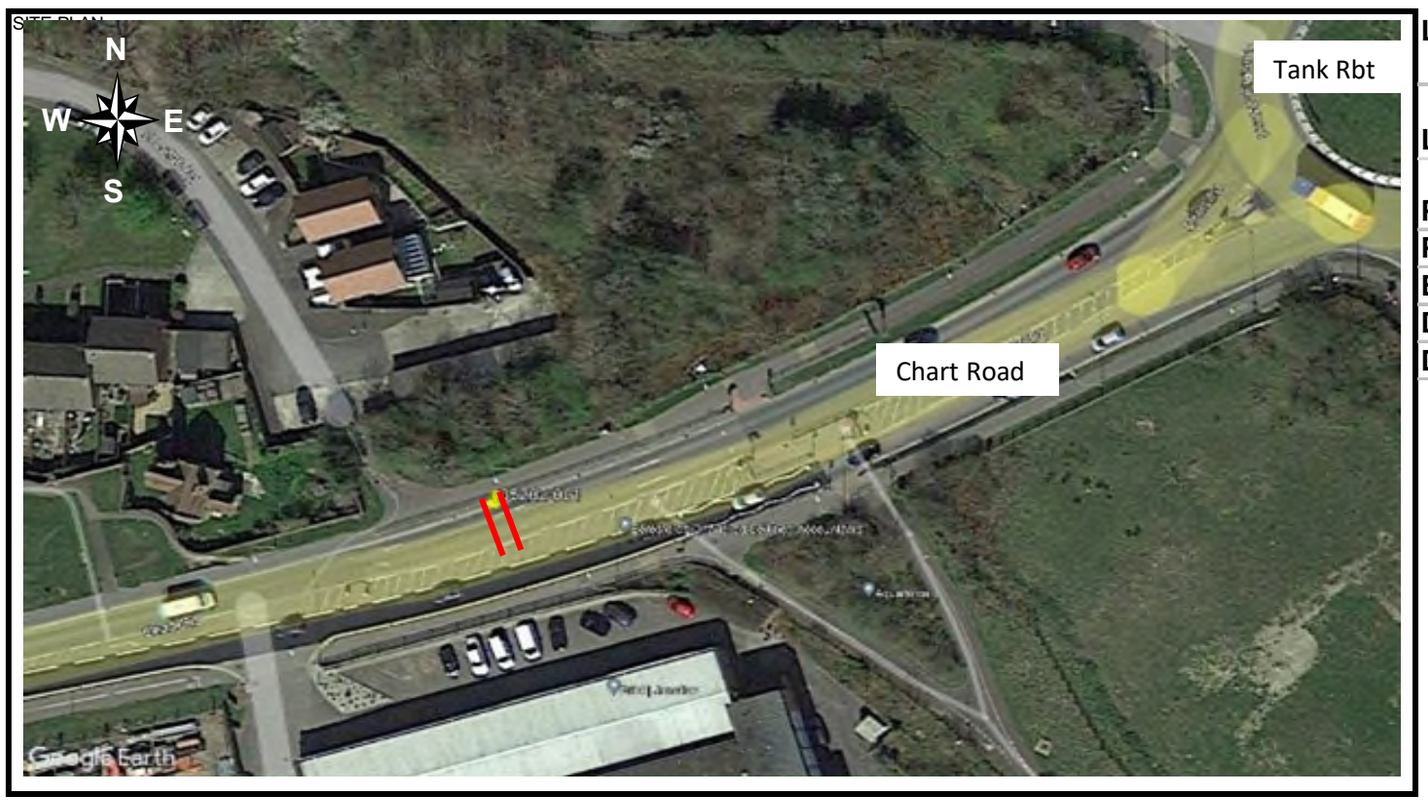

Location	Chart Road
Lat, lng.	51° 9'7.54"N, 0°51'23.35"E
Project & site	35202-001
PSL	30mph
Bus route	No
Direction 1	Eastbound→
Direction 2	Westbound←

DAILY SPEEDS

EASTBOUND →

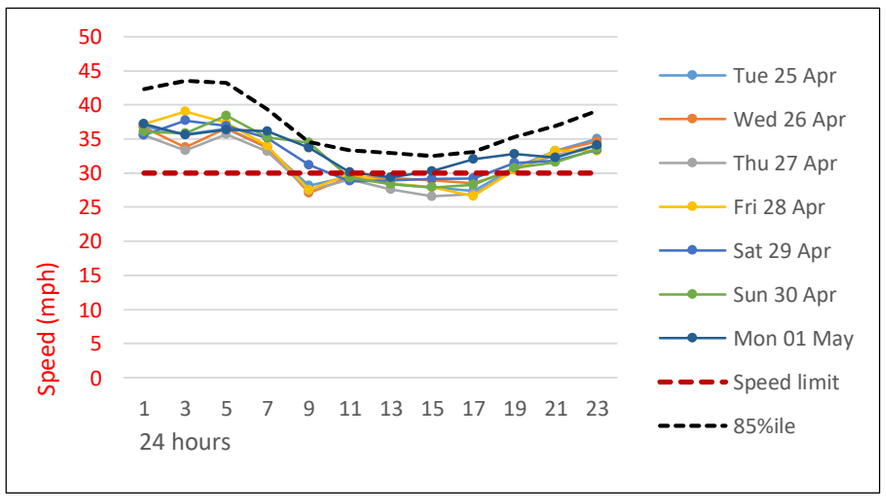

WESTBOUND ←

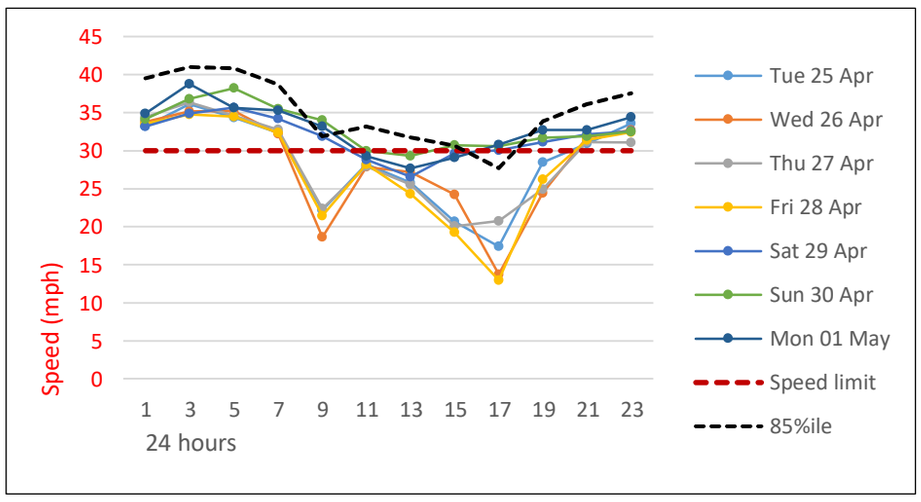

Average daily speeds (solid thin colours) and 85%ile (dashed black) compared against 30mph posted speed limit (dashed red). The 85%ile is the speed at which 85% of all vehicles are observed to travel under free flowing conditions. A minimum of ten vehicles per speed bin is required for this calculation, hence the overnight low-volume 85%ile values may be zero.

The peak average eastbound daytime speed was 36.2mph at 07:00 on Sun 30 Apr, whilst the peak average westbound speed was 35.9mph at 07:00 on Mon 01 May (based on 15min averages between 0700 & 1900).

HOURLY VOLUMES

EASTBOUND →

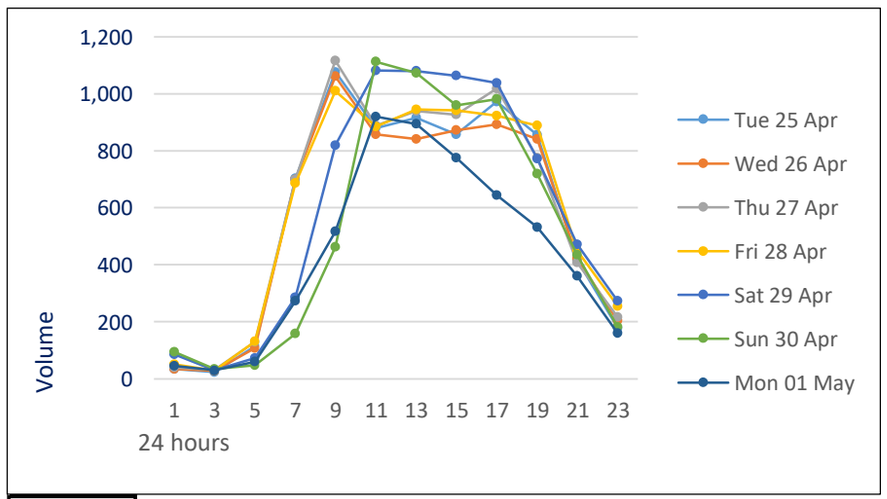

→ Hourly eastbound traffic volumes over each 24hr period for 7 days from all available data.

WESTBOUND ←

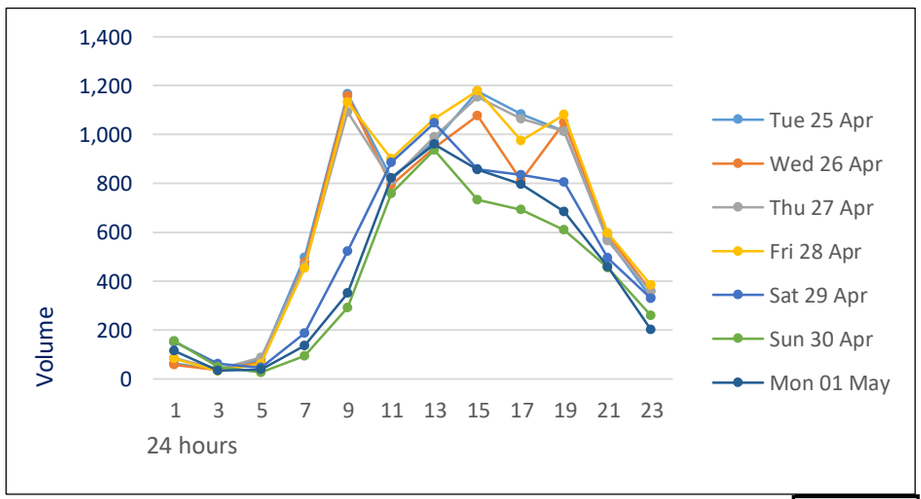

Hourly westbound traffic volumes over each 24hr period for 7 days from all available data. ←

15min VOL & SPEED

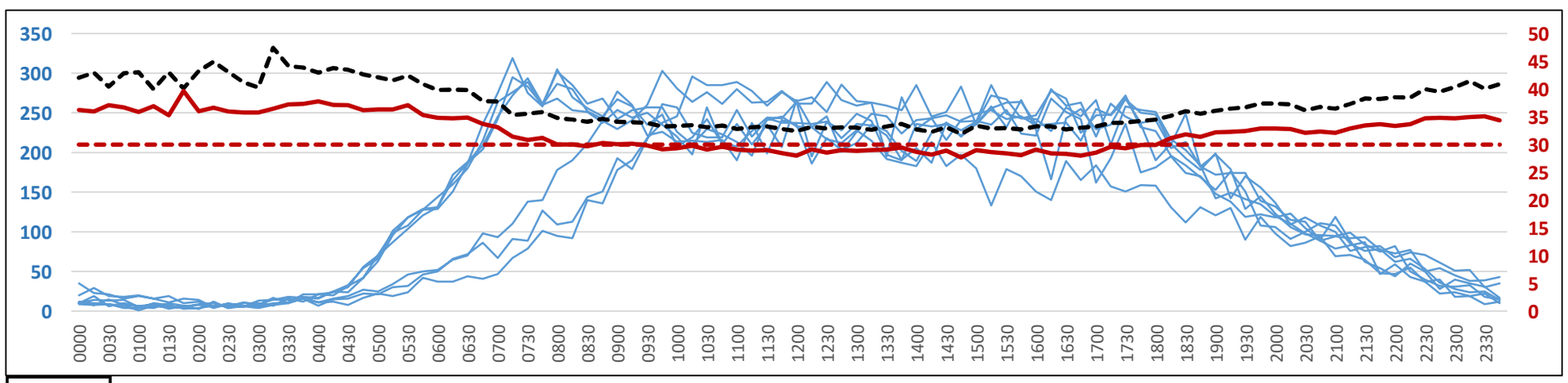

→ 15min daily eastbound flows (blue), against the average speed (red) and 85%ile (dotted black) for each 15min period over the 7-day period.

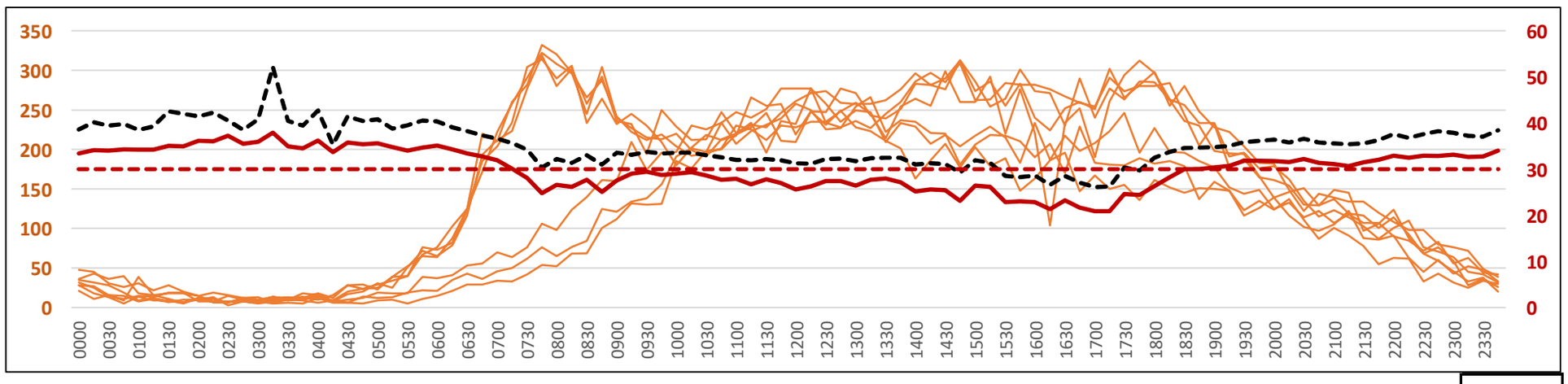

15min daily westbound flows (orange), against the average weekly speed (red) and 85%ile (dotted black) for each 15min period over the 7-day period. ←

DAILY VOLUMES

EAST & WESTBOUND

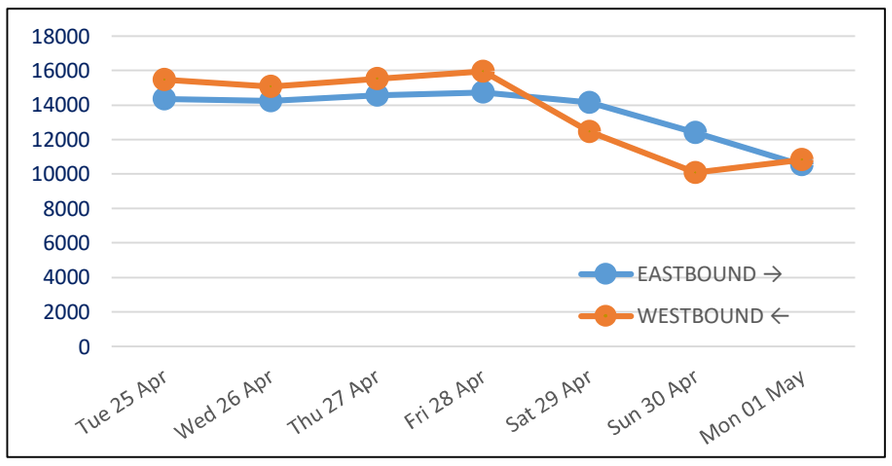

Total 24hr eastbound (blue) and westbound (orange) traffic volumes over 7 consecutive days from all available data.

Unusually, the lowest volumes were NOT recorded on a Sunday but on the Monday, whilst the highest was on the Friday.

7-DAY AVERAGE CLASSES

EASTBOUND 7-DAY AVG →

TIME	MOTOR CYCLES	CARS / LGV	OGV1	OGV2	PSV	TOTAL
0000	0.1	51.7	2.0	1.1	0.3	**55.3**
0100	0.6	30.1	1.3	2.3	0.4	**34.7**
0200	0.4	26.7	0.4	1.9	0.1	**29.6**
0300	0.9	43.7	2.1	2.4	0.0	**49.1**
0400	1.3	85.4	4.0	4.0	0.0	**94.7**
0500	1.9	267.0	8.1	8.3	0.1	**285.4**
0600	4.1	469.0	13.7	13.1	0.9	**500.9**
0700	4.4	762.1	11.0	8.9	1.7	**788.1**
0800	5.4	834.6	13.0	11.4	1.9	**866.3**
0900	6.9	914.1	17.7	15.4	2.0	**956.1**
1000	6.3	904.9	18.0	15.3	2.1	**946.6**
1100	5.4	922.3	15.0	15.3	1.1	**959.1**
1200	7.3	919.6	12.7	14.6	1.3	**955.4**
1300	5.4	884.6	13.3	13.7	1.4	**918.4**
1400	8.4	880.6	12.7	11.0	1.0	**913.7**
1500	5.7	919.7	10.3	13.1	1.3	**950.1**
1600	6.9	897.7	9.3	10.0	0.6	**924.4**
1700	5.9	890.9	3.7	6.6	0.9	**907.9**
1800	4.9	754.3	3.0	6.7	0.6	**769.4**
1900	3.4	578.4	2.7	3.7	0.1	**588.4**
2000	4.6	410.7	4.4	3.6	0.1	**423.4**
2100	2.9	315.1	3.1	2.7	0.1	**324.0**
2200	1.4	205.1	1.1	2.4	0.0	**210.1**
2300	0.3	105.9	2.3	2.4	0.1	**111.0**
12hr TTL	**72.9**	**10485.3**	**139.7**	**142.0**	**15.9**	**10855.7**
24hr TTL	**94.7**	**13074.3**	**185.1**	**190.0**	**18.3**	**13562.4**
	1%	96%	1%	1%	0%	

WESTBOUND 7-DAY AVG ←

TIME	MOTOR CYCLES	CARS / LGV	OGV1	OGV2	PSV	TOTAL
0000	0.7	98.1	1.3	1.0	0.0	**101.1**
0100	1.1	55.9	1.4	1.1	0.3	**59.9**
0200	0.7	38.4	0.4	1.4	0.0	**41.0**
0300	0.1	36.7	1.3	0.9	0.0	**39.0**
0400	0.7	54.3	1.6	1.0	0.1	**57.7**
0500	1.6	122.4	2.9	1.7	0.4	**129.0**
0600	2.0	312.1	6.9	7.4	0.9	**329.3**
0700	4.7	675.1	13.9	16.1	1.1	**711.0**
0800	6.1	771.4	12.3	25.0	1.1	**816.0**
0900	6.6	734.6	17.0	13.4	1.4	**773.0**
1000	6.7	792.4	14.9	13.1	0.9	**828.0**
1100	6.6	893.9	16.0	14.6	0.9	**931.9**
1200	7.6	953.3	12.4	13.1	1.7	**988.1**
1300	7.6	929.9	14.1	15.7	0.9	**968.1**
1400	7.3	962.6	10.6	23.3	1.3	**1005.0**
1500	7.1	930.1	7.6	18.9	1.4	**965.1**
1600	8.6	860.1	7.0	16.1	2.3	**894.1**
1700	7.6	905.4	2.9	16.1	1.4	**933.4**
1800	6.7	869.9	6.7	9.9	0.1	**893.3**
1900	5.3	679.3	5.9	5.9	0.1	**696.4**
2000	5.3	521.4	2.4	4.1	0.1	**533.4**
2100	2.1	433.0	1.9	4.3	0.0	**441.3**
2200	2.6	310.3	1.0	3.3	0.1	**317.3**
2300	1.1	168.3	1.1	1.9	0.0	**172.4**
12hr TTL	**83.1**	**10278.7**	**135.3**	**195.4**	**14.6**	**10707.1**
24hr TTL	**106.6**	**13109.0**	**163.3**	**229.4**	**16.7**	**13625.0**
	1%	96%	1%	2%	0%	

Average daily eastbound and westbound volumes by class (condensed to the AQMA scheme), including 12hr totals for 0700-1900 and overall average percentages. Calculated from all available data over 7 days.

CYCLE PROVISION

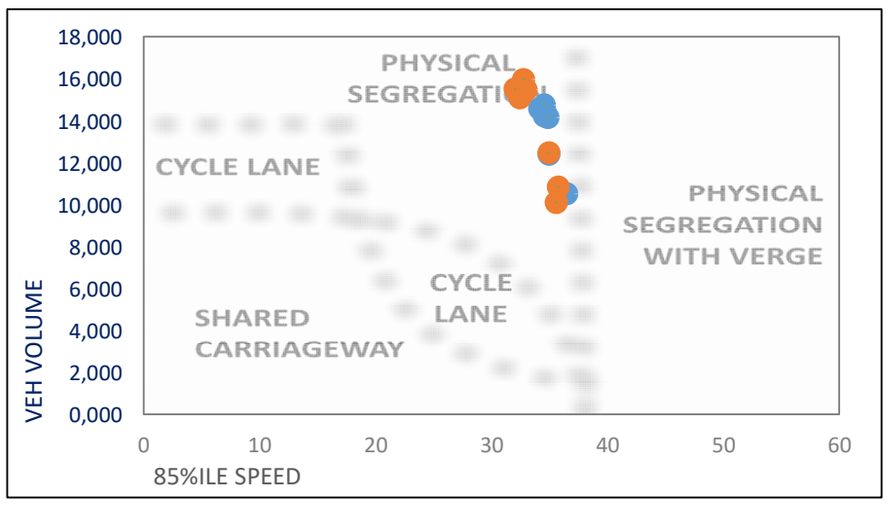

The diagram compares total daily traffic flow (vertical axis) against the average daily 85%ile speed (horizontal axis) to demonstrate cyclist and vulnerable user considerations.

The guidelines are based on the Sustrans Design Manual (Apr 2014); Understanding User Needs, part 2.

Valid 85%iles are required to plot the graph.

METHODOLOGY

Equipment & methodology

Automatic traffic counts are undertaken using a pair of pneumatic tubes installed securely across the carriageway, one metre apart, recording air pulses to determine vehicle speed, class and volume. The ATC equipment generally remains in place for a consecutive seven day period, and the data analysed post-survey.

In queuing conditions, the accuracy of ATC recording equipment will reduce as follows;

- 20 – 30mph: potential reduction of 9% accuracy in volume values
- 10 – 20mph: potential reduction of 26% accuracy in volume values
- 00 – 10mph: potential reduction of 39% accuracy in volume values

These figures are based on multiple ATC results compared against accepted reference values from resilient manual counts.

AADTs are calculated using the seasonal COBA methodology; DMRB Vol. 13, Pt 4:

Equipment damage & failure

Although checked intermittently the equipment remains unmanned for much of the duration of the survey, and can potentially be interfered with, vandalised, damaged or stolen and A-T-R cannot be held responsible for any periods where data has not been captured.

The equipment is located in accordance with the details provided by the client and A-T-R cannot be held responsible for the accuracy of the data or loss of equipment due to theft and vandalism.

Weather & environmental

Inclement conditions during winter months or outbreaks of unseasonable weather may affect survey data collection. This can result in distorted traffic flows or unusable data and should be considered prior to survey approval. Although forecast checks are made prior to the survey commencing, A-T-R cannot be held responsible for the forecast accuracy.

Roadworks & events

Where possible, roadworks checks are made 7 days before the survey commences. Additionally, influencing major local events are also monitored, covering the immediate vicinity of the surveys and any routes likely to affect the outcome of the survey.

CLASS	ABBREV.	DESCRIPTION	LENGTH	COBA
1	MC	Motorcycle	SHORT Up to 5.5m	N/A
2	SV	Cars, taxis, 4WD, vans		CAR & LGV
3	SVT	Class 2 plus trailer	MEDIUM 5.5m to 14.5m	
4	TB2	2 axle truck / bus		OGV1 & PSV
5	TB3	3 axle truck / bus		OGV1
6	T4	4 axle truck		OGV2
7	ART3	3 axle articulated	LONG 11.5m to 19.0m	
8	ART4	4 axle articulated		
9	ART5	5 axle articulated		
10	ART6	6+ axle articulated		

Vehicle classifications

Vehicles recorded by the ATC are placed into one of ten classes based on axle spacing and pattern. This scheme is based on the AustRoad 94 algorithm and modified for UK traffic, referred to as ARX. The table on the left aligns the ARX classifications with the COBA Chapter 8 (Vol 13, Sec 1) classifications.

Under adverse conditions the accuracy of ATC classifications will deteriorate and an appropriate link count should be used for validation.

Disclaimer

Although every attempt is made to achieve accuracy, A-T-R may not be held liable for errors of fact or interpretation.

DIR 1

PROJECT 35202 Ashford, Kent
SITE 35202-001
LOCATION CHART ROAD
DIRECTION **EASTBOUND →**
PSL 30mph

Tue 25 Apr

DAY 1

TIME	TOTAL	CLS 1	CLS 2	CLS 3	CLS 4	CLS 5	CLS 6	SPD1 0 10	SPD2 10 15	SPD3 15 20	SPD4 20 25	SPD5 25 30	SPD6 30 35	SPD7 35 40	SPD8 40 45	SPD9 45 50	SPD10 50 60	SPD11 60 70	SPD12 70 80	SPD13 80 90	SPD14 90 100	AVG	85%ile	PSL	PSL%	ACPO 35	ACPO% 35	DfT 45	DfT% 45
0000	11	0	11	0	0	0	0	0	0	0	0	0	1	1	0	0	0	0	0	0	0	38.0	43.1	10	90.9	9	81.8	1	9.1
0015	8	0	7	1	0	0	0	0	0	0	0	0	3	2	0	0	0	0	0	0	0	35.9 -		7	87.5	4	50.0	0	0.0
0030	9	0	5	3	1	0	0	0	0	0	0	0	4	2	0	0	0	0	0	0	0	35.9 -		9	100.0	4	44.4	0	0.0
0045	7	0	5	0	2	0	0	0	0	0	0	0	1	1	0	0	0	0	0	0	0	37.3 -		6	85.7	6	85.7	0	0.0
0100	1	0	1	0	0	0	0	0	0	0	0	0	0	0	0	0	0	0	0	0	0	39.7 -		1	100.0	1	100.0	0	0.0
0115	7	0	2	3	0	1	1	0	0	0	0	0	2	1	0	0	0	0	0	0	0	37.5 -		7	100.0	5	71.4	1	14.3
0130	5	0	2	0	0	1	0	0	0	0	0	0	0	0	0	0	0	0	0	0	0	35.4 -		4	80.0	4	80.0	0	0.0
0145	5	0	3	0	2	0	0	0	0	0	0	0	1	1	0	0	0	0	0	0	0	45.4 -		5	100.0	2	40.0	0	0.0
0200	3	0	2	1	0	0	0	0	0	0	0	0	1	1	0	0	0	0	0	0	0	34.5 -		2	66.7	1	33.3	0	0.0
0215	11	4	4	0	0	0	0	0	0	0	0	0	2	1	0	0	0	0	0	0	0	34.6	43.5	9	81.8	2	36.4	1	9.1
0230	6	0	4	2	0	0	0	0	0	0	0	0	1	1	0	0	0	0	0	0	0	35.9 -		4	100.0	2	50.0	0	0.0
0245	6	0	4	0	0	0	0	0	0	0	0	0	0	0	0	0	0	0	0	0	0	38.0 -		6	100.0	6	100.0	0	0.0
0300	4	0	3	1	0	0	0	0	0	0	0	0	1	1	0	0	0	0	0	0	0	39.0 -		4	100.0	3	75.0	0	25.0
0315	8	0	6	2	0	0	0	0	0	0	0	0	2	1	0	0	0	0	0	0	0	35.5 -		7	87.5	5	62.5	0	0.0
0330	10	1	6	1	1	0	0	0	0	0	0	0	4	2	0	0	0	0	0	0	0	35.0 -		9	90.0	5	50.0	1	10.0
0345	21	0	17	1	1	0	0	0	0	0	0	0	4	4	0	0	0	0	0	0	0	37.7	43.8	20	95.2	15	71.4	2	9.5
0400	20	0	14	3	2	0	0	0	0	0	0	0	4	4	0	0	0	0	0	0	0	37.1	44.4	17	81.0	14	66.7	3	14.3
0415	32	1	24	5	1	0	0	0	0	0	0	0	2	1	0	0	0	0	0	0	0	36.9	45.2	17	85.0	13	65.0	3	15.0
0430	42	1	27	9	1	0	0	0	0	0	0	0	4	4	0	0	0	0	0	0	0	38.1	43.8	31	96.9	21	65.6	3	9.4
0445	71	0	51	12	4	0	0	0	0	0	0	0	4	4	0	0	0	0	0	0	0	34.8	40.3	35	83.3	24	57.1	2	4.8
0500	99	1	71	23	3	0	0	0	0	0	0	0	4	4	0	0	0	0	0	0	0	34.2	38.9	81	81.8	49	49.5	2	2.0
0515	108	0	89	14	3	0	0	0	0	0	0	0	3	2	0	0	0	0	0	0	0	37.1	42.2	101	93.5	73	67.6	3	2.8
0530	128	0	100	21	4	0	0	0	0	0	0	0	4	3	0	0	0	0	0	0	0	33.3	37.9	107	83.6	45	35.2	0	0.0
0545	129	1	95	27	4	0	0	0	0	0	0	0	2	2	0	0	0	0	0	0	0	35.1	40.0	113	87.6	65	50.4	3	2.3
0600	151	2	110	28	6	0	0	0	0	0	0	0	5	3	0	0	0	0	0	0	0	34.9	40.0	130	86.1	65	43.1	3	2.0
0615	186	2	141	29	11	0	0	0	0	0	0	0	3	3	0	0	0	0	0	0	0	32.4	37.0	137	73.7	54	29.0	0	0.0
0630	236	1	193	35	5	0	0	0	0	0	0	0	2	2	0	0	0	0	0	0	0	33.1	37.1	178	75.4	76	32.2	0	0.0
0645	275	2	238	22	9	0	3	0	0	0	0	0	1	1	0	0	0	0	0	0	0	30.4	35.1	147	53.5	44	16.0	1	0.4
0700	319	3	273	33	6	4	0	0	0	0	0	0	1	1	0	0	0	0	0	0	0	28.5	33.0	124	38.9	24	7.5	0	0.0
0715	275	1	240	28	3	2	1	0	0	0	0	0	3	3	0	0	0	0	0	0	0	28.7	33.5	103	37.5	23	8.4	3	1.1
0730	258	1	238	16	1	0	0	0	0	0	0	0	5	3	0	0	0	0	0	0	0	28.9	33.6	114	44.2	23	8.9	3	1.1
0745	305	0	276	16	7	0	0	0	0	0	0	0	19	3	0	0	0	0	0	0	0	27.2	32.5	111	36.4	11	3.6	0	0.0
0800	270	2	236	22	7	2	1	0	0	0	0	0	14	1	0	0	0	0	0	0	0	28.2	32.5	93	34.4	12	4.4	0	0.0
0815	256	2	214	24	9	7	0	0	0	0	0	0	16	1	0	0	0	0	0	0	0	28.5	32.8	93	36.3	20	7.8	0	0.0
0830	246	4	218	19	4	1	0	0	0	0	0	0	14	1	0	0	0	0	0	0	0	28.9	33.1	125	50.8	22	8.9	0	0.0
0845	267	1	228	24	4	0	10	0	0	0	0	0	14	1	0	0	0	0	0	0	0	28.5	33.4	106	39.7	20	7.5	0	0.0
0900	258	0	215	27	9	7	0	0	0	0	0	0	16	1	0	0	0	0	0	0	0	28.7	33.1	95	36.8	15	5.8	0	0.0
0915	235	2	203	17	10	3	0	0	0	0	0	0	19	1	0	0	0	0	0	0	0	29.5	33.1	104	44.3	18	7.7	0	0.0
0930	248	4	208	25	6	5	0	0	0	0	0	0	16	2	0	0	0	0	0	0	0	28.6	32.2	78	31.5	9	3.6	0	0.0
0945	208	0	172	21	5	8	2	0	0	0	0	0	14	2	0	0	0	0	0	0	0	29.1	33.0	76	36.5	16	7.7	0	0.0
1000	219	2	177	30	6	3	1	0	0	0	0	0	12	1	0	0	0	0	0	0	0	29.8	33.8	107	48.9	16	7.3	0	0.0
1015	242	3	197	26	5	7	4	0	0	0	0	0	13	1	0	0	0	0	0	0	0	29.1	32.8	98	40.5	11	4.5	0	0.0
1030	211	0	174	26	5	6	0	0	0	0	0	0	11	0	0	0	0	0	0	0	0	30.2	33.8	107	50.7	20	9.5	1	0.5
1045	208	3	173	23	4	5	0	0	0	0	0	0	15	1	0	0	0	0	0	0	0	28.8	33.0	85	40.9	20	9.6	0	0.0
1100	227	0	194	21	8	4	0	0	0	0	0	0	13	1	0	0	0	0	0	0	0	27.5	32.1	60	26.4	12	5.3	0	0.0
1115	244	0	201	26	6	9	2	0	0	0	0	0	29	1	0	0	0	0	0	0	0	29.1	32.5	94	38.5	19	7.8	0	0.0
1130	243	1	206	27	7	2	0	0	0	0	0	0	19	1	0	0	0	0	0	0	0	28.4	32.9	82	33.7	19	7.8	0	0.0
1145	264	1	220	22	10	11	0	0	0	0	0	0	15	1	0	0	0	0	0	0	0	27.8	31.3	74	28.0	8	3.0	0	0.0
1200	254	4	238	15	1	0	0	0	0	0	0	0	9	1	0	0	0	0	0	0	0	28.6	33.3	120	46.5	18	7.0	0	0.0
1215	258	0	234	19	0	1	0	0	0	0	0	0	8	1	0	0	0	0	0	0	0	28.6	33.8	131	51.6	24	9.4	0	0.0
1230	239	0	213	18	5	2	1	0	0	0	0	0	11	1	0	0	0	0	0	0	0	29.8	33.8	123	49.0	25	10.0	0	0.0
1245	218	1	182	22	7	3	1	0	0	0	0	0	11	1	0	0	0	0	0	0	0	30.6	34.2	126	58.1	23	10.6	0	0.0
1300	236	3	203	21	8	0	0	0	0	0	0	0	13	1	0	0	0	0	0	0	0	31.3	34.5	138	68.0	21	10.3	1	0.5
1315	234	1	208	16	2	7	0	0	0	0	0	0	8	1	0	0	0	0	0	0	0	31.6	36.5	122	58.3	47	22.5	2	1.4
1330	222	1	188	20	3	9	1	0	0	0	0	0	8	2	0	0	0	0	0	0	0	32.1	35.9	101	77.1	32	22.5	2	1.4
1345	191	1	162	20	5	1	0	0	0	0	0	0	4	2	0	0	0	0	0	0	0	30.5	34.4	109	57.1	21	11.0	0	0.0
1400	206	4	178	15	2	0	0	0	0	0	0	0	3	1	0	0	0	0	0	0	0	28.6	32.2	75	33.8	8	3.6	1	0.5
1415	187	4	167	9	3	4	0	0	0	0	0	0	7	1	0	0	0	0	0	0	0	28.5	33.1	77	37.4	17	8.3	0	0.0
1430	237	2	203	23	5	4	0	0	0	0	0	0	7	3	0	0	0	0	0	0	0	27.4	33.2	71	38.0	6	3.2	0	0.0
1445	228	0	205	13	4	5	1	0	0	0	0	0	10	2	0	0	0	0	0	0	0	28.9	34.2	110	46.4	26	11.0	0	0.0
1500	239	1	196	27	3	10	2	0	0	0	0	0	16	1	0	0	0	0	0	0	0	28.5	32.5	101	42.3	21	8.8	0	0.0
1515	285	0	247	24	6	6	2	0	0	0	0	0	19	1	0	0	0	0	0	0	0	26.7	31.1	65	28.5	3	1.3	0	0.0
1530	249	1	222	19	4	3	0	0	0	0	0	0	18	2	0	0	0	0	0	0	0	27.6	32.0	99	34.7	13	4.6	0	0.0
1545	243	1	205	26	4	7	0	0	0	0	0	0	18	2	0	0	0	0	0	0	0	29.3	33.3	111	44.6	21	8.4	0	0.0
1600	242	2	211	19	4	6	0	0	0	0	0	0	12	2	0	0	0	0	0	0	0	28.5	31.8	92	38.0	14	5.8	0	0.0
1615	227	0	204	19	3	1	0	0	0	0	0	0	12	5	0	0	0	0	0	0	0	27.2	32.4	58	25.6	7	3.1	0	0.0
1630	257	2	226	19	4	5	1	0	0	0	0	0	11	1	0	0	0	0	0	0	0	28.4	33.0	102	39.7	17	6.6	2	0.8
1645	246	3	228	10	2	3	0	0	0	0	0	0	8	11	34	59	60	74	30.1	12	4.9	0	0.0	74	30.1	5	2.0	0	0.0
1700	266	2	246	14	1	1	0	0	0	0	0	0	8	15	48	73	68	121	57.6	27	12.9	0	0.0	56	21.1	5	1.9	0	0.0
1715	210	0	194	14	1	1	0	0	0	0	0	0	7	8	3	3	68	120	46.5	18	7.0	0	0.0	121	57.6	27	12.9	0	0.0
1730	258	4	238	15	1	0	0	0	0	0	0	0	7	6	6	24	95	131	51.6	24	9.4	0	0.0	120	46.5	18	7.0	0	0.0
1745	254	0	234	19	0	1	0	0	0	0	0	0	3	14	14	19	73	113	44.0	16	8.8	0	0.0	131	51.6	24	9.4	0	0.0
1800	251	1	226	17	1	6	0	0	0	0	0	0	0	1	4	16	107	123	49.0	25	10.0	0	0.0	113	44.0	16	8.8	0	0.0
1815	217	0	196	18	1	2	0	0	0	0	0	0	0	1	3	5	82	126	58.1	23	10.6	1	0.5	123	49.0	25	10.0	0	0.0
1830	203	1	178	24	0	0	0	0	0	0	0	0	0	0	0	8	57	138	68.0	21	10.3	1	0.5	126	58.1	23	10.6	0	0.0
1845	184	1	168	13	0	2	0	0	0	0	0	0	2	8	4	4	48	122	66.3	47	25.5	1	0.5	138	68.0	21	10.3	1	0.5
1900	142	0	129	11	0	1	1	0	0	0	0	0	0	0	2	8	38	101	71.1	32	22.5	2	1.4	122	66.3	47	25.5	2	1.4
1915	149	0	137	10	1	0	0	0	0	0	0	0	0	0	0	4	26	119	79.9	49	32.9	0	0.0	101	71.1	32	22.5	2	1.4
1930	141	0	128	12	0	1	0	0	0	0	0	0	0	0	0	2	43	96	68.1	36	25.5	3	2.1	119	79.9	49	32.9	0	0.0
1945	135	1	124	8	0	0	0	0	0	0	0	0	1	0	0	3	34	96	71.1	42	31.1	4	3.0	96	68.1	36	25.5	3	2.1
2000	120	1	113	5	0	2	0	0	0	0	0	0	3	0	0	2	26	93	77.5	42	35.0	2	1.7	96	71.1	42	31.1	4	3.0
2015	110	1	101	6	0	0	0	0	0	0	0	0	8	0	0	2	18	90	81.8	33	30.0	0	0.0	93	77.5	42	35.0	2	1.7
2030	98	0	87	10	0	1	0	0	0	0	0	0	4	0	0	1	18	79	80.6	25	25.5	2	2.0	90	81.8	33	30.0	0	0.0
2045	89	1	79	8	1	0	0	0	0	0	0	0	2	0	0	1	23	63	70.8	33	37.1	1	1.1	79	80.6	25	25.5	2	2.0
2100	79	1	69	8	1	0	0	0	0	0	0	0	1	0	0	1	15	53	67.1	20	37.1	0	0.0	63	70.8	33	37.1	1	1.1
2115	83	1	73	6	1	1	0	0	0	0	0	0	2	0	0	1	10	53	69.9	23	27.7	2	2.4	53	67.1	20	37.1	0	0.0
2130	87	0	74	8	1	4	0	0	0	0	0	0	0	0	0	4	14	58	69.9	29	33.3	0	0.0	53	69.9	23	27.7	2	2.4
2145	47	1	36	10	0	0	0	0	0	0	0	0	2	0	0	2	6	69	79.3	29	33.3	0	0.0	58	69.9	23	27.7	2	2.4
2200	59	0	48	10	0	1	0	0	0	0	0	0	1	0	0	1	7	51	86.4	26	44.1	2	3.4	69	79.3	29	33.3	0	0.0
2215	43	1	31	9	0	2	0	0	0	0	0	0	1	0	0	1	7	35	81.4	16	37.2	1	2.3	51	86.4	26	44.1	2	3.4
2230	37	0	32	5	0	1	0	0	0	0	0	0	0	0	0	1	4	36	97.3	19	51.4	0	0.0	35	81.4	16	37.2	1	2.3
2245	40	1	35	3	0	1	0	0	0	0	0	0	0	0	0	2	4	36	90.0	20	50.0	0	0.0	36	97.3	19	51.4	0	0.0
2300	18	0	14	2	1	0	0	0	0	0	0	0	0	0	0	4	2	16	88.9	8	44.4	1	5.6	16	90.0	20	50.0	0	0.0
2315	19	0	14	1	0	4	0	0	0	0	0	0	0	0	0	4	4	15	79.0	11	57.9	0	0.0	16	88.9	8	44.4	1	5.6
2330	9	0	8	0	0	2	0	0	0	0	0	0	0	0	0	3	0	9	100.0	5	55.6	1	11.1	15	79.0	11	57.9	0	0.0
2345	12	0	8	2	0	2	0	0	0	0	0	0	1	4	3	1	3	9	75.0	8	66.7	1	8.3	9	100.0	5	55.6	1	11.1
07-19	11502	67	10003	983	209	213	27	70	214	435	1295	4757	3882	760	75	10	1	2	0	1	0	28.6	33.1	4731	41.1	849	7.4	14	0.1
06-22	13484	80	11692	1203	243	237	29	70	215	442	1342	5168	4752	1275	183	26	8	2	0	1	0	29.3	34.1	6247	46.3	1495	11.1	37	0.3
06-00	13721	82	11882	1235	244	249	29	70	215	442	1345	5195	4846	1345	217	34	9	2	0	1	0	29.4	34.2	6454	47.0	1608	11.7	46	0.3
00-00	14362	86	12361	1340	268	277	30	70	218	448	1356	5257	5054	1569	319	53	14	2	1	1	0	29.7	34.7	7013	48.8	1959	13.6	71	0.5

ALL VEHICLES	TOTAL
Mcycles	CLASS 1
Cars, taxis, 4WD	CLASS 2
LGV	CLASS 3
OGV1	CLASS 4
OGV2	CLASS 5
PSV	CLASS 6
	TIME
0 - 10 mph	0-10mph
10 - 15 mph	10-15mph
15 - 20 mph	15-20mph
20 - 25 mph	20-25mph
25 - 30 mph	25-30mph
30 - 35 mph	30-35mph
35 - 40 mph	35-40mph
40 - 45 mph	40-45mph
45 - 50 mph	45-50mph
50 - 60 mph	50-60mph
60 - 70 mph	60-70mph
70 - 80 mph	70-80mph
80 - 90 mph	80-90mph
90 - 100 mph	90mph+
AVG SPD	AVG SPD
85%ile	85%ile
> 30mph	PSL SPEEDING
% > 30mph	PSL% SPEEDING
	ACPO SPEEDING
	ACPO% SPEEDING
	DfT SPEEDING
	DfT% SPEEDING

DIR 1

PROJECT 35202 Ashford, Kent
SITE 35202-001
LOCATION CHART ROAD
DIRECTION **EASTBOUND →**
PSL 30mph

Wed 26 Apr
DAY 2

	TOTAL	CLASS 1	CLASS 2	CLASS 3	CLASS 4	CLASS 5	CLASS 6
ALL VEHICLES							
Mcycles							
Cars, taxis, 4WD							
LGV							
OGV1							
OGV2							
PSV							

TIME	0 - 10 mph	10 - 15 mph	15 - 20 mph	20 - 25 mph	25 - 30 mph	30 - 35 mph	35 - 40 mph	40 - 45 mph	45 - 50 mph	50 - 60 mph	60 - 70 mph	70 - 80 mph	80 - 90 mph	90 - 100 mph	AVG SPD	85%ile	> 30mph	% > 30mph	ACPO SPEEDING	ACPO% SPEEDING	DfT SPEEDING	DfT% SPEEDING
0-10mph	10-15mph	15-20mph	20-25mph	25-30mph	30-35mph	35-40mph	40-45mph	45-50mph	50-60mph	60-70mph	70-80mph	80-90mph	90mph+	AVG SPD	85%ile	PSL SPEEDING	PSL% SPEEDING	ACPO SPEEDING	ACPO% SPEEDING	DfT SPEEDING	DfT% SPEEDING

Time	Total	Cls 1	Cls 2	Cls 3	Cls 4	Cls 5	Cls 6	Fix1	Time	Vbin 0 10	Vbin 10 15	Vbin 15 20	Vbin 20 25	Vbin 25 30	Vbin 30 35	Vbin 35 40	Vbin 40 45	Vbin 45 50	Vbin 50 60	Vbin 60 70	Vbin 70 80	Vbin 80 90	Vbin 90 100	Mean	Vcrp 85	pPSL 30	pPSL% 30	Acpo 30	Acpo% 30	DfT 30	DfT% 30
0000	12	0	9	0	0	0	0	12	0000	0	0	0	0	0	2	3	2	2	0	0	0	0	0	35.2	43.5	8	66.7	5	41.7	1	8.3
0015	10	0	8	1	0	0	0	10	0015	0	0	0	0	0	4	2	2	1	0	0	0	0	0	38.1 -		9	90.0	7	70.0	1	10.0
0030	9	0	7	0	0	0	0	9	0030	0	0	0	0	0	3	1	0	0	0	0	0	0	0	39.3 -		9	100.0	6	66.7	1	11.1
0045	4	0	2	0	0	0	1	4	0045	0	0	0	0	0	2	1	0	0	0	0	0	0	0	31.9 -		2	50.0	1	25.0	0	0.0
0100	4	0	4	0	0	0	0	4	0100	0	0	0	0	0	2	2	0	0	0	0	0	0	0	30.5 -		2	50.0	0	0.0	0	0.0
0115	10	1	7	1	1	0	0	10	0115	0	0	0	0	0	6	1	0	0	0	0	0	0	0	36.5 -		10	100.0	4	40.0	0	10.0
0130	8	1	5	1	1	0	0	8	0130	0	0	0	0	0	1	1	0	0	0	0	0	0	0	33.8 -		7	87.5	3	37.5	0	0.0
0145	3	0	2	0	1	0	0	3	0145	0	0	0	0	0	1	0	0	0	0	0	0	0	0	43.4 -		3	100.0	2	66.7	2	66.7
0200	4	0	3	0	1	0	0	4	0200	0	0	0	0	0	1	0	0	0	0	0	0	0	0	31.8 -		3	75.0	1	25.0	0	0.0
0215	7	0	5	0	0	0	2	7	0215	0	0	0	0	0	2	0	0	0	0	0	0	0	0	35.6 -		4	57.1	3	42.9	1	14.3
0230	6	0	4	0	0	0	2	6	0230	0	0	0	0	0	2	1	0	0	0	0	0	0	0	33.7 -		4	66.7	2	33.3	0	0.0
0245	11	0	6	0	0	0	0	11	0245	0	0	0	0	0	3	2	1	1	0	0	0	0	0	33.4 -	41.2	8	72.7	4	36.4	0	0.0
0300	8	0	4	0	1	0	0	8	0300	0	0	0	0	0	1	1	0	0	0	0	0	1	0	35.2 -		7	87.5	4	50.0	0	0.0
0315	15	1	11	2	0	1	0	15	0315	0	0	0	0	0	2	1	0	0	0	0	0	0	0	37.8	52.0	11	73.3	8	53.3	2	13.3
0330	14	0	12	0	1	0	0	14	0330	0	0	0	0	0	1	1	0	0	0	0	0	0	0	39.0	44.7	13	92.9	12	85.7	2	14.3
0345	17	0	13	1	2	0	1	17	0345	0	0	0	0	0	1	1	0	0	0	0	0	0	0	37.1	43.5	15	88.2	10	58.8	1	5.9
0400	16	0	12	0	1	0	0	16	0400	0	0	0	0	0	3	1	0	0	0	0	0	0	0	36.4	40.3	13	81.3	11	68.8	1	6.3
0415	25	1	18	3	2	1	0	25	0415	0	0	0	0	0	2	1	0	0	0	0	0	0	0	37.6	43.8	23	92.0	16	64.0	2	8.0
0430	24	0	20	2	1	1	0	24	0430	0	0	0	0	0	1	1	0	0	0	0	0	0	0	38.4	44.1	22	91.7	17	70.8	2	8.3
0445	42	1	33	7	1	0	0	42	0445	0	0	0	0	0	1	1	0	0	0	0	0	0	0	35.1	41.9	33	78.6	22	52.4	5	11.9
0500	63	1	47	13	2	0	0	63	0500	0	0	0	0	0	1	1	0	0	0	0	0	0	0	35.6	40.3	57	90.5	34	54.0	3	4.8
0515	96	1	66	22	5	0	0	96	0515	0	0	0	0	0	2	1	0	0	0	0	0	0	0	36.1	39.7	90	93.8	63	65.6	0	0.0
0530	118	0	96	17	3	2	0	118	0530	0	0	0	0	0	2	1	0	0	0	0	0	0	0	35.5	40.4	109	92.4	54	45.8	1	0.8
0545	128	1	97	16	7	1	1	128	0545	0	0	0	0	0	2	1	0	0	0	0	0	0	0	34.4	39.1	107	83.6	57	44.5	4	3.1
0600	144	2	103	25	3	11	0	144	0600	0	0	0	0	0	1	1	0	0	0	0	0	0	0	32.8	37.5	96	66.7	50	34.7	4	2.8
0615	160	1	125	29	3	2	0	160	0615	0	0	0	0	0	1	1	0	0	0	0	0	0	0	35.7	40.5	143	89.4	85	53.1	6	3.8
0630	180	1	150	25	3	2	0	180	0630	0	0	0	0	0	1	1	0	0	0	0	0	0	0	34.4	38.2	155	86.1	87	48.3	1	0.6
0645	215	4	180	18	6	6	1	215	0645	0	0	0	0	1	5	3	2	1	0	0	0	0	0	32.5	36.8	165	76.7	63	29.3	1	0.5
0700	264	1	220	35	4	4	0	264	0700	0	0	0	0	2	9	25	9	5	0	0	0	0	0	29.9	34.8	131	49.6	37	14.0	0	0.0
0715	276	3	240	24	6	3	0	276	0715	2	3	11	32	111	97	94	35	18	1	0	0	0	0	28.8	33.4	117	42.4	20	7.2	1	0.4
0730	289	1	257	21	2	7	1	289	0730	4	8	15	27	117	94	94	54	18	1	0	0	0	0	28.4	33.0	118	40.8	19	6.6	0	0.0
0745	260	0	246	8	3	2	1	260	0745	4	10	16	27	97	101	91	43	12	2	0	0	0	0	27.9	33.8	106	40.8	12	4.6	0	0.0
0800	287	1	262	18	3	2	1	287	0800	1	2	26	59	91	124	57	5	1	0	0	0	0	0	27.4	32.3	108	37.6	7	2.4	0	0.0
0815	280	2	251	16	5	5	1	280	0815	4	12	24	53	124	93	89	13	5	1	0	0	0	0	26.0	31.4	63	22.5	6	2.1	0	0.0
0830	252	4	220	16	2	9	1	252	0830	1	7	11	35	93	114	59	5	1	0	0	0	0	0	28.1	32.8	105	41.7	16	6.3	0	0.0
0845	242	2	217	13	5	4	1	242	0845	3	5	7	49	114	123	112	12	5	1	0	0	0	0	27.0	31.3	64	26.5	5	2.1	0	0.0
0900	277	1	252	15	3	5	1	277	0900	2	5	16	123	112	100	82	13	0	0	0	0	0	0	29.2	33.0	126	45.5	14	5.1	2	0.7
0915	260	0	218	30	5	6	1	260	0915	0	1	5	59	100	90	82	19	1	0	0	0	0	0	28.2	32.9	95	36.5	13	5.0	0	0.0
0930	222	1	188	22	6	2	3	222	0930	0	3	4	21	84	90	86	19	0	0	0	0	0	0	29.6	34.0	110	49.6	20	9.0	0	0.0
0945	226	3	195	16	4	7	1	226	0945	4	4	4	27	93	93	86	8	0	0	0	0	0	0	28.4	32.3	94	41.6	8	3.5	0	0.0
1000	214	0	191	11	8	4	0	214	1000	1	0	4	27	93	109	83	8	0	0	0	0	0	0	29.7	32.8	93	43.5	9	4.2	0	0.0
1015	215	0	184	17	7	2	0	215	1015	0	1	7	21	113	113	109	6	3	0	0	0	0	0	28.7	31.8	73	34.0	9	4.2	0	0.0
1030	213	3	182	21	4	3	0	213	1030	1	3	2	28	80	82	82	3	0	0	0	0	0	0	29.9	34.2	106	49.8	9	4.2	0	0.0
1045	216	1	186	15	8	5	1	216	1045	0	0	7	28	80	92	92	9	0	0	0	0	0	0	29.2	33.3	101	46.8	9	4.2	0	0.0
1100	190	1	164	20	3	1	1	190	1100	0	1	2	20	102	102	102	14	1	0	0	0	0	0	28.9	32.3	65	34.2	14	7.4	1	0.5
1115	237	0	209	18	7	3	0	237	1115	1	1	13	36	112	66	66	8	3	0	0	0	0	0	27.8	32.0	74	31.2	8	3.4	0	0.0
1130	199	2	167	18	7	4	1	199	1130	0	1	10	27	65	76	76	19	1	0	0	0	0	0	28.9	34.4	96	48.2	20	10.1	0	0.0
1145	241	2	213	17	7	3	0	241	1145	0	0	3	16	111	111	94	14	1	0	0	0	0	0	29.8	33.3	111	46.1	15	7.1	0	0.0
1200	235	0	213	17	2	3	0	235	1200	0	1	15	23	116	116	65	14	1	0	0	0	0	0	28.6	33.3	80	34.0	15	6.4	0	0.0
1215	186	1	157	21	2	5	0	186	1215	0	0	1	12	78	78	64	25	6	0	0	0	0	0	30.6	35.3	95	51.1	31	16.7	0	0.0
1230	218	1	193	14	2	8	0	218	1230	0	0	8	12	102	102	64	9	3	0	0	0	0	0	28.5	32.9	81	37.2	12	5.5	0	0.0
1245	203	1	179	16	3	3	1	203	1245	0	0	0	16	99	99	77	6	4	0	0	0	0	0	29.6	33.0	88	43.4	11	5.4	1	0.5
1300	212	0	182	20	7	3	0	212	1300	0	0	3	18	92	89	89	9	1	0	0	0	0	0	29.5	32.9	99	46.7	10	4.7	0	0.0
1315	235	1	204	19	7	2	2	235	1315	0	0	3	20	121	121	85	8	1	0	0	0	0	0	29.3	32.4	94	40.0	9	3.8	0	0.0
1330	227	0	190	26	6	3	1	227	1330	0	1	3	26	129	124	99	9	2	0	0	0	0	0	28.2	32.1	63	27.8	12	5.3	1	0.4
1345	202	0	187	11	2	0	0	202	1345	0	1	3	28	84	73	51	11	1	0	0	0	0	0	29.0	33.4	86	42.6	13	6.4	1	0.5
1400	189	0	160	21	4	4	0	189	1400	0	0	5	21	93	110	81	6	1	0	0	0	0	0	29.1	32.7	70	37.0	9	4.8	1	0.5
1415	225	0	199	17	5	3	1	225	1415	0	2	17	110	93	110	91	12	1	0	0	0	0	0	29.2	32.7	94	41.8	13	5.8	0	0.0
1430	238	0	211	15	7	3	2	238	1430	0	1	6	30	115	115	93	8	1	0	0	0	0	0	28.5	32.2	86	36.1	4	1.7	0	0.0
1445	220	0	195	18	5	1	1	220	1445	0	4	7	15	91	105	91	8	1	0	0	0	0	0	28.8	33.2	101	45.9	8	3.6	0	0.0
1500	236	1	205	24	4	2	0	236	1500	0	0	1	16	105	104	94	10	2	0	0	0	0	0	29.9	33.7	114	48.3	20	8.5	0	0.0
1515	258	1	237	13	2	5	0	258	1515	6	7	16	45	104	69	69	11	1	0	0	0	0	0	26.9	31.9	80	31.0	11	4.3	0	0.0
1530	232	1	219	6	1	5	0	232	1530	4	4	17	20	81	62	62	12	0	0	0	0	0	0	26.3	32.5	76	32.8	14	6.0	2	0.9
1545	266	1	244	15	2	2	2	266	1545	5	11	30	44	103	103	100	14	0	0	0	0	0	0	26.4	31.2	73	27.4	5	1.9	1	0.4
1600	229	3	214	9	3	0	0	229	1600	1	4	10	26	100	96	70	7	1	0	0	0	0	0	28.6	33.6	88	38.4	18	7.9	1	0.4
1615	166	1	139	20	4	2	0	166	1615	2	0	3	6	59	59	59	8	0	0	0	0	0	0	30.2	33.9	96	57.8	14	8.4	0	0.0
1630	243	0	227	15	1	0	0	243	1630	8	4	10	24	88	100	88	12	0	0	0	0	0	0	28.4	33.5	109	44.9	21	8.6	0	0.0
1645	255	1	235	15	2	0	0	255	1645	7	5	21	35	84	93	84	14	1	0	0	0	0	0	27.5	32.3	103	40.4	17	6.7	0	0.0
1700	229	2	218	13	1	3	1	229	1700	10	3	5	25	93	81	81	12	0	0	0	0	0	0	28.1	32.8	93	40.6	12	5.2	0	0.0
1715	235	2	218	11	2	2	0	235	1715	5	7	15	85	110	110	76	19	1	0	0	0	0	0	28.9	32.3	120	51.1	10	4.3	1	0.4
1730	268	3	241	20	0	3	1	268	1730	7	5	16	83	114	114	65	16	1	0	0	0	0	0	29.6	34.5	150	56.0	36	13.4	1	0.4
1745	237	0	229	7	0	0	1	237	1745	10	14	28	70	96	94	70	16	1	0	0	0	0	0	28.3	33.4	113	47.7	17	7.2	0	0.0
1800	241	1	226	11	2	1	0	241	1800	9	10	23	72	109	99	72	14	1	0	0	0	0	0	28.5	32.8	123	51.0	14	5.8	1	0.4
1815	206	7	181	16	2	0	0	206	1815	0	1	2	70	99	99	77	6	1	0	0	0	0	0	31.7	35.2	133	64.6	34	16.5	5	2.4
1830	213	2	188	18	2	3	0	213	1830	2	3	9	58	113	113	92	9	1	0	0	0	0	0	31.0	34.8	141	66.2	28	13.2	1	0.5
1845	182	0	169	8	2	1	1	182	1845	0	0	9	69	80	80	69	9	1	0	0	0	0	0	30.8	34.7	104	57.1	24	13.2	1	0.5
1900	198	0	190	8	0	0	0	198	1900	2	4	9	57	100	100	57	6	1	0	0	0	0	0	31.6	35.2	135	68.2	35	17.7	0	0.0
1915	179	1	166	11	0	0	0	179	1915	0	0	6	52	52	52	52	6	1	0	0	0	0	0	32.0	35.5	121	67.6	36	20.1	1	0.6
1930	129	1	115	11	0	2	0	129	1930	0	0	3	37	53	57	37	6	3	0	0	0	0	0	32.8	38.3	89	69.0	36	27.9	3	2.3
1945	145	1	125	15	2	0	0	145	1945	0	0	2	22	78	78	37	5	1	0	0	0	0	0	32.4	36.0	106	73.1	28	19.3	2	1.4
2000	123	1	112	9	1	0	0	123	2000	0	0	1	31	99	99	78	21	5	0	0	0	0	0	33.9	38.7	99	80.5	44	35.8	2	1.6
2015	106	0	96	8	2	0	0	106	2015	0	0	3	24	81	81	49	23	1	0	0	0	0	0	32.1	36.8	74	69.8	25	23.6	1	0.9
2030	97	1	82	12	1	0	0	97	2030	0	0	2	17	64	64	40	15	1	0	0	0	0	0	34.5	35.5	70	72.2	16	16.5	0	0.0
2045	96	2	80	11	3	0	0	96	2045	0	0	3	29	67	67	40	10	2	0	0	0	0	0	32.4	36.8	64	67.4	26	27.4	1	1.1
2100	95	0	88	3	2	0	0	95	2100	0	0	2	25	71	71	38	4	1	0	0	0	0	0	32.9	37.8	71	71.7	28	28.3	2	2.1
2115	99	0	96	3	0	0	0	99	2115	0	0	4	22	58	58	36	3	1	0	0	0	0	0	32.7	37.9	58	69.1	29	34.5	1	1.2
2130	84	1	78	5	0	0	0	84	2130	0	0	1	14	42	42	30	13	0	0	0	0	0	0	33.6	38.3	57	76.0	24	28.3	1	1.3
2145	75	1	67	5	2	0	0	75	2145	0	0	6	19	66	66	42	9	2	0	0	0	0	0	33.8	39.5	66	80.5	24	29.3	2	2.4
2200	82	0	75	6	1	0	0	82	2200	1	1	14	18	44	44	30	9	2	0	0	0	0	0	36.1	41.1	44	88.0	25	50.0	3	6.0
2215	50	0	44	4	1	0	0	50	2215	0	0	6	6	35	35	29	6	1	0	0	0	0	0	34.9	40.2	34	85.0	19	47.5	1	2.5
2230	40	0	35	4	1	0	0	40	2230	0	0	7	7	30	30	25	7	1	0	0	0	0	0	34.2	38.6	24	75.0	17	53.1	1	3.1
2245	32	0	30	1	1	0	0	32	2245	0	0	3	13	15	15	13	7	1	0	0	0	0	0	36.7	43.6	29	87.9	20	60.6	2	6.1
2300	31	0	28	1	1	0	0	31	2300	0	0	4	4	15	15	13	6	1	0	0	0	0	0	33.8	39.4	14	77.8	8	44.4	0	0.0
2315	33	0	25	6	1	0	1	33	2315	0	0	3	3	12	12	9	6	1	0	0	0	0	0	33.7	41.9	12	80.0	4	26.7	0	0.0
2330	18	0	14	1	2	0	0	18	2330	0	0	0	3	8	8	6	1	0	0	0	0	0	0								
2345	15	0	12	1	2	0	0	15	2345	0	0	0	3	8	8	6	1	0	0	0	0	0	0								
07-19	11146	59	9913	802	179	162	31	11146	07-19	94	166	387	1217	4573	3979	639	67	21	2	0	0	1	0	28.7	33.1	4709	42.3	730	6.5	24	0.2
06-22	13271	75	11766	1000	205	193	32	13271	06-22	94	167	396	1265	5058	4907	1155	174	43	10	1	0	1	0	29.4	33.9	6291	47.4	1384	10.4	55	0.4
06-00	13572	75	12029	1025	213	197	33	13572	06-00	94	167	398	1267	5108	5026	1235	212	50	13	1	0	1	0	29.5	34.1	6538	48.2	1512	11.1	65	0.5
00-00	14226	83	12520	1124	239	225	35	14226	00-00	94	169	403	1275	5178	5249	1460	303	69	23	1	1	1	0	29.8	34.6	7107	50.0	1858	13.1	95	0.7

DIR 1

PROJECT 35202 Ashford, Kent
SITE 35202-001
LOCATION CHART ROAD
DIRECTION **EASTBOUND →**
PSL 30mph

Thu 27 Apr

DAY 3

Time	TOTAL ALL VEHICLES	CLASS 1 Mcycles	CLASS 2 Cars, taxis, 4WD	CLASS 3 LGV	CLASS 4 OGV1	CLASS 5 OGV2	CLASS 6 PSV	Fix1	TIME [--	0-10mph 0 - 10 mph	10-15mph 10 - 15 mph	15-20mph 15 - 20 mph	20-25mph 20 - 25 mph	25-30mph 25 - 30 mph	30-35mph 30 - 35 mph	35-40mph 35 - 40 mph	40-45mph 40 - 45 mph	45-50mph 45 - 50 mph	50-60mph 50 - 60 mph	60-70mph 60 - 70 mph	70-80mph 70 - 80 mph	80-90mph 80 - 90 mph	90mph+ 90 - 100 mph	AVG SPD AVG SPD	85%ile 85%ile	PSL SPEEDING > 30mph	PSL% SPEEDING % > 30mph	ACPO SPEEDING]SL1 35 ACPO	ACPO% SPEEDING]SL1% 35 ACPO	DfT SPEEDING]SL2 45 DFT	DfT% SPEEDING]SL2% 45 DFT
	Total	Cls 1	Cls 2	Cls 3	Cls 4	Cls 5	Cls 6			Vbin 0 10	Vbin 10 15	Vbin 15 20	Vbin 20 25	Vbin 25 30	Vbin 30 35	Vbin 35 40	Vbin 40 45	Vbin 45 50	Vbin 50 60	Vbin 60 70	Vbin 70 80	Vbin 80 90	Vbin 90 100	Mean	Vpp 85	]PSL 30	]PSL% 30				
0000	9	0	7	2	0	0	0		0000	0	0	0	0	0	5	4	0	0	0	0	0	0	0	34.3	-	9	100.0	4	44.4	0	0.0
0015	8	0	7	0	0	1	0		0015	0	0	0	0	0	6	2	0	0	0	0	0	0	0	34.1	-	8	100.0	2	25.0	0	0.0
0030	15	0	15	0	0	0	0		0030	0	0	0	0	3	5	6	1	0	0	0	0	0	0	34.8	39.4	12	80.0	7	46.7	0	0.0
0045	8	0	7	0	0	0	1		0045	0	0	0	0	0	1	4	2	1	0	0	0	0	0	39.7	-	8	100.0	7	87.5	1	12.5
0100	6	0	2	2	0	1	1		0100	0	0	0	0	0	2	1	2	1	0	0	0	0	0	38.9	-	6	100.0	4	66.7	1	16.7
0115	7	0	5	0	2	0	0		0115	0	0	0	0	0	3	1	3	0	0	0	0	0	0	36.4	-	7	100.0	4	57.1	0	0.0
0130	5	0	3	1	0	1	0		0130	0	1	0	0	0	1	2	1	0	0	0	0	0	0	33.8	-	4	80.0	3	60.0	0	0.0
0145	5	0	2	1	1	1	0		0145	0	0	0	0	0	0	1	3	1	0	0	0	0	0	41.8	-	5	100.0	5	100.0	1	20.0
0200	9	0	6	1	1	1	0		0200	0	0	0	0	1	4	4	0	0	0	0	0	0	0	33.5	-	8	88.9	4	44.4	0	0.0
0215	10	0	7	1	0	2	0		0215	0	0	0	0	2	4	1	3	0	0	0	0	0	0	35.7	-	8	80.0	4	40.0	0	0.0
0230	5	0	5	0	0	0	0		0230	0	0	0	0	0	1	3	1	0	0	0	0	0	0	36.3	-	5	100.0	4	80.0	0	0.0
0245	7	0	5	2	0	0	0		0245	0	0	1	1	2	3	0	0	0	0	0	0	0	0	27.6	-	3	42.9	0	0.0	0	0.0
0300	6	0	4	2	0	0	0		0300	0	0	0	0	1	2	3	0	0	0	0	0	0	0	35.1	-	5	83.3	3	50.0	0	0.0
0315	10	0	9	0	0	1	0		0315	0	0	0	0	5	3	0	2	0	0	0	0	0	0	31.4	-	5	50.0	2	20.0	0	0.0
0330	11	1	6	1	0	3	0		0330	0	0	0	2	2	1	2	4	0	0	0	0	0	0	34.6	42.8	7	63.6	6	54.6	0	0.0
0345	18	0	15	1	2	0	0		0345	0	0	0	2	0	5	5	4	1	1	0	0	0	0	36.9	44.4	16	88.9	11	61.1	2	11.1
0400	17	1	13	2	1	0	0		0400	0	0	0	0	1	2	8	3	3	0	0	0	0	0	39.2	46.4	16	94.1	14	82.4	3	17.7
0415	25	1	23	1	0	0	0		0415	0	0	0	0	2	6	12	3	2	0	0	0	0	0	36.8	42.3	23	92.0	17	68.0	2	8.0
0430	33	0	27	1	3	2	0		0430	0	0	0	0	10	11	5	3	3	1	0	0	0	0	34.9	42.2	23	69.7	12	36.4	4	12.1
0445	54	1	37	8	3	5	0		0445	0	1	3	0	6	18	13	12	1	0	0	0	0	0	34.5	42.1	44	81.5	26	48.2	1	1.9
0500	66	1	49	12	2	2	0		0500	0	0	1	0	7	23	23	8	2	2	0	0	0	0	35.9	41.8	58	87.9	35	53.0	4	6.1
0515	101	0	73	21	6	1	0		0515	0	0	0	1	6	29	46	15	4	0	0	0	0	0	36.2	40.5	94	93.1	65	64.4	4	4.0
0530	118	0	88	23	2	5	0		0530	0	0	0	6	21	35	42	13	1	0	0	0	0	0	34.4	39.8	91	77.1	56	47.5	1	0.8
0545	129	0	107	20	2	0	0		0545	0	0	0	2	30	42	38	15	2	0	0	0	0	0	33.8	39.4	97	75.2	55	42.6	2	1.6
0600	131	1	99	21	4	5	1		0600	0	0	0	11	22	45	44	8	1	0	0	0	0	0	33.4	37.8	98	74.8	53	40.5	1	0.8
0615	172	0	119	37	5	10	1		0615	0	0	0	6	39	71	46	9	1	0	0	0	0	0	33.0	38.0	127	73.8	56	32.6	1	0.6
0630	188	1	152	27	3	4	1		0630	0	0	0	0	21	91	64	10	2	0	0	0	0	0	34.2	37.7	167	88.8	76	40.4	2	1.1
0645	209	2	168	24	9	6	0		0645	0	0	1	8	58	86	47	8	1	0	0	0	0	0	32.2	36.5	142	67.9	56	26.8	1	0.5
0700	245	1	216	24	3	1	0		0700	0	0	0	2	68	126	46	3	0	0	0	0	0	0	32.3	35.7	175	71.4	49	20.0	0	0.0
0715	272	0	231	26	7	7	1		0715	0	1	5	31	107	112	15	1	0	0	0	0	0	0	29.3	33.1	128	47.1	16	5.9	0	0.0
0730	294	3	263	24	3	1	0		0730	2	6	15	31	133	95	10	2	0	0	0	0	0	0	28.1	32.0	107	36.4	12	4.1	0	0.0
0745	261	0	240	17	3	1	0		0745	1	5	4	21	106	102	20	0	2	0	0	0	0	0	29.4	33.8	124	47.5	22	8.4	2	0.8
0800	302	0	274	18	8	2	0		0800	1	5	14	50	147	80	5	0	0	0	0	0	0	0	27.4	31.6	85	28.2	5	1.7	0	0.0
0815	285	0	265	12	3	5	0		0815	4	5	19	53	125	66	12	1	0	0	0	0	0	0	27.1	31.8	79	27.7	13	4.6	0	0.0
0830	262	1	236	20	5	0	0		0830	0	2	18	26	123	84	9	0	0	0	0	0	0	0	28.1	32.2	93	35.5	9	3.4	0	0.0
0845	268	2	239	18	2	6	1		0845	0	10	20	42	113	63	17	3	0	0	0	0	0	0	27.4	33.0	83	31.0	20	7.5	0	0.0
0900	242	1	213	15	3	8	2		0900	0	0	6	28	114	76	18	0	0	0	0	0	0	0	29.0	33.0	94	38.8	18	7.4	0	0.0
0915	253	0	223	21	7	2	0		0915	0	0	0	33	115	85	18	1	1	0	0	0	0	0	29.4	33.0	105	41.5	20	7.9	1	0.4
0930	257	2	222	20	7	5	1		0930	0	1	15	62	115	58	6	0	0	0	0	0	0	0	27.0	30.9	64	24.9	6	2.3	0	0.0
0945	257	3	231	16	3	4	0		0945	0	9	9	27	118	85	7	0	2	0	0	0	0	0	28.3	32.4	94	36.6	9	3.5	2	0.8
1000	226	1	200	17	6	2	0		1000	0	1	8	25	100	79	12	0	0	1	0	0	0	0	29.0	33.3	92	40.7	13	5.8	1	0.4
1015	210	1	180	17	8	3	1		1015	0	0	0	14	106	79	11	0	0	0	0	0	0	0	29.6	33.3	90	42.9	11	5.2	0	0.0
1030	230	0	199	20	7	4	0		1030	0	1	10	31	110	64	11	2	1	0	0	0	0	0	28.5	32.7	78	33.9	14	6.1	1	0.4
1045	223	1	197	15	5	4	1		1045	0	1	6	14	120	73	8	1	0	0	0	0	0	0	29.1	32.3	82	36.8	9	4.0	0	0.0
1100	213	0	187	15	6	5	0		1100	0	2	7	37	108	53	6	0	0	0	0	0	0	0	27.7	32.1	59	27.7	6	2.8	0	0.0
1115	196	0	172	17	2	5	0		1115	0	3	15	21	94	51	12	0	0	0	0	0	0	0	28.0	32.7	63	32.1	12	6.1	0	0.0
1130	243	0	225	14	2	2	0		1130	0	4	21	43	105	64	5	1	0	0	0	0	0	0	27.1	32.0	70	28.8	6	2.5	0	0.0
1145	238	0	215	13	8	2	0		1145	1	1	6	35	106	75	13	1	0	0	0	0	0	0	28.6	32.9	89	37.4	14	5.9	0	0.0
1200	237	0	219	12	3	3	0		1200	0	6	8	39	100	73	9	1	0	0	0	1	0	0	28.2	33.0	84	35.4	11	4.6	1	0.4
1215	236	0	205	19	6	6	0		1215	1	2	14	53	111	47	6	2	0	0	0	0	0	0	27.1	31.1	55	23.3	8	3.4	0	0.0
1230	239	1	214	15	6	3	0		1230	1	1	12	33	120	56	16	0	0	0	0	0	0	0	28.0	32.2	72	30.1	16	6.7	0	0.0
1245	228	1	203	20	3	0	1		1245	2	1	11	57	91	61	4	1	0	0	0	0	0	0	27.0	31.9	66	29.0	5	2.2	0	0.0
1300	249	2	211	26	6	2	2		1300	1	3	14	52	120	57	1	1	0	0	0	0	0	0	26.8	30.8	59	23.7	2	0.8	0	0.0
1315	240	1	215	16	7	1	0		1315	0	2	11	38	142	36	8	3	0	0	0	0	0	0	27.4	30.5	47	19.6	11	4.6	0	0.0
1330	197	0	169	15	6	7	0		1330	0	0	4	20	71	88	12	2	0	0	0	0	0	0	29.8	33.6	102	51.8	14	7.1	0	0.0
1345	190	1	166	18	4	1	0		1345	0	1	4	4	52	100	27	2	0	0	0	0	0	0	31.1	35.0	129	67.9	29	15.3	0	0.0
1400	236	0	209	19	7	1	0		1400	2	4	20	89	89	27	3	1	0	1	0	0	0	0	25.4	30.0	32	13.6	5	2.1	1	0.4
1415	233	5	192	23	7	6	0		1415	2	4	22	37	114	53	1	0	0	0	0	0	0	0	26.5	30.9	54	23.2	1	0.4	0	0.0
1430	236	1	207	23	3	1	1		1430	2	1	19	54	100	49	11	0	0	0	0	0	0	0	26.8	31.5	60	25.4	11	4.7	0	0.0
1445	221	1	205	14	1	0	0		1445	4	2	13	25	97	73	6	1	0	0	0	0	0	0	27.7	31.8	80	36.2	7	3.2	0	0.0
1500	238	0	213	20	0	5	0		1500	3	4	6	17	114	81	12	1	0	0	0	0	0	0	28.6	32.9	94	39.5	13	5.5	0	0.0
1515	272	1	240	24	5	2	0		1515	1	8	13	56	125	59	7	3	0	0	0	0	0	0	27.0	31.4	69	25.4	10	3.7	0	0.0
1530	267	1	248	14	2	2	0		1530	0	0	6	19	132	87	21	1	0	1	0	0	0	0	29.3	33.4	110	41.2	23	8.6	1	0.4
1545	243	0	220	16	5	2	0		1545	2	2	11	65	96	55	11	1	0	0	0	0	0	0	27.1	31.8	67	27.6	12	4.9	0	0.0
1600	247	1	222	20	1	3	0		1600	4	6	6	16	116	84	15	0	0	0	0	0	0	0	28.5	33.1	99	40.1	15	6.1	0	0.0
1615	278	2	254	16	3	2	1		1615	1	10	21	68	96	79	3	0	0	0	0	0	0	0	26.2	31.8	82	29.5	3	1.1	0	0.0
1630	268	2	232	30	1	3	0		1630	0	1	15	44	125	73	9	1	0	0	0	0	0	0	27.8	32.3	83	31.0	10	3.7	0	0.0
1645	225	0	217	5	0	3	0		1645	6	21	17	35	99	42	5	0	0	0	0	0	0	0	25.2	30.8	47	20.9	5	2.2	0	0.0
1700	247	0	234	10	0	3	0		1700	7	2	12	48	132	42	4	0	0	0	0	0	0	0	26.6	30.4	46	18.6	4	1.6	0	0.0
1715	248	0	234	13	1	0	0		1715	4	5	7	22	96	100	11	3	0	0	0	0	0	0	28.7	33.1	114	46.0	14	5.6	0	0.0
1730	272	0	246	25	0	0	1		1730	0	4	14	49	101	95	9	0	0	0	0	0	0	0	27.9	32.6	104	38.2	9	3.3	0	0.0
1745	232	1	217	12	1	1	0		1745	6	8	9	17	98	81	10	3	0	0	0	0	0	0	28.1	33.2	94	40.5	13	5.6	0	0.0
1800	227	1	217	7	1	1	0		1800	1	4	5	16	78	113	7	3	0	0	0	0	0	0	29.4	32.5	123	54.2	10	4.4	0	0.0
1815	196	1	184	9	1	1	0		1815	0	0	0	10	67	87	27	5	0	0	0	0	0	0	31.3	35.2	119	60.7	32	16.3	0	0.0
1830	184	0	168	13	1	0	2		1830	0	0	1	9	47	94	31	2	0	0	0	0	0	0	31.4	35.3	127	69.0	33	17.9	0	0.0
1845	169	2	155	9	0	2	1		1845	0	1	7	10	56	70	20	3	1	1	0	0	0	0	30.3	34.9	95	56.2	25	14.8	2	1.2
1900	153	1	143	7	1	1	0		1900	0	0	0	1	33	85	31	1	1	1	0	0	0	0	32.7	36.0	119	77.8	34	22.2	2	1.3
1915	176	1	157	17	0	1	0		1915	0	0	0	1	51	84	34	5	0	1	0	0	0	0	32.3	36.7	124	70.5	40	22.7	1	0.6
1930	151	1	133	13	3	1	0		1930	0	0	0	7	51	74	16	3	0	0	0	0	0	0	31.2	34.4	93	61.6	19	12.6	0	0.0
1945	108	0	103	4	1	0	0		1945	0	0	0	0	22	42	35	8	1	0	0	0	0	0	33.7	37.8	86	79.6	44	40.7	1	0.9
2000	106	1	95	4	5	1	0		2000	0	0	0	2	24	58	16	4	2	0	0	0	0	0	32.3	36.1	80	75.5	22	20.8	2	1.9
2015	91	0	85	6	0	0	0		2015	0	0	0	1	17	46	20	5	2	0	0	0	0	0	33.4	36.7	73	80.2	27	29.7	2	2.2
2030	100	3	91	6	0	0	0		2030	0	0	0	0	33	42	20	3	1	1	0	0	0	0	32.6	36.7	67	67.0	25	25.0	2	2.0
2045	111	0	106	3	2	0	0		2045	0	0	0	2	22	67	14	5	1	0	0	0	0	0	32.4	36.9	87	78.4	20	18.0	1	0.9
2100	108	1	98	7	0	2	0		2100	0	0	0	11	18	57	20	2	0	0	0	0	0	0	32.0	35.8	79	73.2	22	20.4	0	0.0
2115	85	0	78	6	1	0	0		2115	0	0	0	2	25	34	20	2	2	0	0	0	0	0	32.7	36.8	58	68.2	24	28.2	2	2.4
2130	76	0	67	7	0	2	0		2130	0	0	0	0	11	35	23	7	0	0	0	0	0	0	34.1	37.9	65	85.5	30	39.5	0	0.0
2145	78	0	65	10	3	0	0		2145	0	0	0	1	19	30	24	4	0	0	0	0	0	0	33.4	37.4	58	74.4	28	35.9	0	0.0
2200	62	1	56	4	1	0	0		2200	0	0	0	1	12	21	24	2	2	0	0	0	0	0	34.1	37.8	49	79.0	28	45.2	2	3.2
2215	66	1	55	6	1	3	0		2215	0	0	0	3	7	28	24	4	0	0	0	0	0	0	33.7	38.2	56	84.9	28	42.4	0	0.0
2230	53	1	44	6	0	2	0		2230	0	0	0	1	9	18	18	6	1	0	0	0	0	0	34.4	39.8	43	81.1	25	47.2	1	1.9
2245	36	0	30	5	1	0	0		2245	0	0	0	0	5	19	8	3	1	0	0	0	0	0	34.3	38.0	31	86.1	12	33.3	1	2.8
2300	28	0	23	4	1	0	0		2300	0	0	0	0	6	6	10	5	1	0	0	0	0	0	35.1	40.7	22	78.6	16	57.1	1	3.6
2315	24	0	21	2	0	1	0		2315	0	0	0	0	3	9	7	3	2	0	0	0	0	0	36.2	44.9	21	87.5	12	50.0	2	8.3
2330	25	0	25	0	0	0	0		2330	0	0	0	0	4	9	8	2	1	1	0	0	0	0	36.0	42.4	21	84.0	12	48.0	2	8.0
2345	14	0	8	3	0	3	0		2345	0	0	0	0	5	5	2	2	0	0	0	0	0	0	33.0	40.2	9	64.3	4	28.6	0	0.0
07-19	11532	41	10344	822	179	130	16		07-19	59	160	500	1628	5018	3532	567	56	7	4	0	1	0	0	28.2	32.7	4167	36.1	635	5.5	12	0.1
06-22	13575	53	12103	1021	216	163	19		06-22	59	160	501	1681	5484	4479	1041	140	22	7	0	1	0	0	28.9	33.6	5690	41.9	1211	8.9	30	0.2
06-00	13883	56	12365	1051	220	172	19		06-00	59	160	501	1686	5535	4594	1142	167	30	8	0	1	0	0	29.0	33.8	5942	42.8	1348	9.7	39	0.3
00-00	14565	61	12887	1153	245	198	21		00-00	59	162	506	1700	5634	4806	1368	265	52	12	0	1	0	0	29.3	34.2	6504	44.7	1698	11.7	65	0.4

DIR 1

PROJECT 35202 Ashford, Kent
SITE 35202-001
LOCATION CHART ROAD
DIRECTION **EASTBOUND →**
PSL 30mph

Fri 28 Apr

DAY 4	TOTAL	CLASS 1	CLASS 2	CLASS 3	CLASS 4	CLASS 5	CLASS 6	Fix1	TIME	0-10mph	10-15mph	15-20mph	20-25mph	25-30mph	30-35mph	35-40mph	40-45mph	45-50mph	50-60mph	60-70mph	70-80mph	80-90mph	90mph+	AVG SPD	85%ile	PSL SPEEDING	PSL% SPEEDING	ACPO SPEEDING	ACPO% SPEEDING	DfT SPEEDING	DfT% SPEEDING
	ALL VEHICLES	Mcycles	Cars, taxis, 4WD	LGV	OGV1	OGV2	PSV			0 - 10 mph	10 - 15 mph	15 - 20 mph	20 - 25 mph	25 - 30 mph	30 - 35 mph	35 - 40 mph	40 - 45 mph	45 - 50 mph	50 - 60 mph	60 - 70 mph	70 - 80 mph	80 - 90 mph	90 - 100 mph	AVG SPD	85%ile	> 30mph	% > 30mph				
	Total	Cls 1	Cls 2	Cls 3	Cls 4	Cls 5	Cls 6		Time [--	Vbin 0 10	Vbin 10 15	Vbin 15 20	Vbin 20 25	Vbin 25 30	Vbin 30 35	Vbin 35 40	Vbin 40 45	Vbin 45 50	Vbin 50 60	Vbin 60 70	Vbin 70 80	Vbin 80 90	Vbin 90 100	Mean	Vpp 85	]PSL 30	]PSL% 30	]SL1 35 ACPO	]SL1% 35 ACPO	]SL2 45 DFT	]SL2% 45 DFT
0000	10	0	9	1	0	0	0		0000	0	0	0	0	1	3	3	3	0	0	0	0	0	0	36.6	-	9	90.0	6	60.0	0	0.0
0015	14	0	9	5	0	0	0		0015	0	0	0	0	1	6	4	3	0	0	0	0	0	0	36.1	41.9	13	92.9	7	50.0	0	0.0
0030	13	0	8	3	1	1	0		0030	0	0	0	0	0	4	6	2	1	0	0	0	0	0	37.6	41.2	13	100.0	9	69.2	1	7.7
0045	14	0	12	0	2	0	0		0045	0	0	0	0	0	5	5	3	0	1	0	0	0	0	38.4	44.3	14	100.0	9	64.3	1	7.1
0100	5	0	4	0	0	1	0		0100	0	0	1	0	0	2	1	0	1	0	0	0	0	0	34.3	-	4	80.0	2	40.0	1	20.0
0115	4	0	4	0	0	0	0		0115	0	0	0	0	0	1	1	2	0	0	0	0	0	0	39.6	-	4	100.0	3	75.0	0	0.0
0130	10	0	8	1	0	1	0		0130	0	0	0	0	4	2	3	1	0	0	0	0	0	0	32.1	-	6	60.0	4	40.0	0	0.0
0145	7	0	6	0	1	0	0		0145	0	0	0	0	0	1	5	0	1	0	0	0	0	0	38.8	-	7	100.0	6	85.7	1	14.3
0200	3	0	3	0	0	0	0		0200	0	0	0	0	0	0	0	3	0	0	0	0	0	0	42.5	-	3	100.0	3	100.0	0	0.0
0215	12	0	7	2	1	1	1		0215	0	0	0	0	2	5	2	1	1	1	0	0	0	0	37.0	46.4	10	83.3	5	41.7	2	16.7
0230	4	0	4	0	0	0	0		0230	0	0	0	0	0	0	1	2	1	0	0	0	0	0	42.9	-	4	100.0	4	100.0	1	25.0
0245	10	0	8	2	0	0	0		0245	0	0	0	0	2	2	1	4	0	1	0	0	0	0	38.9	-	8	80.0	6	60.0	1	10.0
0300	10	0	5	3	0	2	0		0300	0	0	0	0	0	5	5	0	0	0	0	0	0	0	34.8	-	10	100.0	5	50.0	0	0.0
0315	7	0	5	1	1	0	0		0315	0	0	0	0	0	2	3	2	0	0	0	0	0	0	37.6	-	7	100.0	5	71.4	0	0.0
0330	16	1	13	2	0	0	0		0330	0	0	0	0	3	3	4	6	0	0	0	0	0	0	36.6	43.7	13	81.3	10	62.5	0	0.0
0345	12	0	10	0	1	1	0		0345	0	0	0	0	1	4	2	4	1	0	0	0	0	0	37.6	44.0	11	91.7	7	58.3	1	8.3
0400	21	0	18	2	1	0	0		0400	0	0	0	0	2	5	8	6	0	0	0	0	0	0	37.1	42.3	19	90.5	14	66.7	0	0.0
0415	24	0	15	2	4	3	0		0415	0	0	0	2	1	6	6	6	3	0	0	0	0	0	36.9	45.0	21	87.5	15	62.5	3	12.5
0430	30	0	21	6	2	1	0		0430	0	0	0	0	1	10	7	4	7	1	0	0	0	0	39.4	47.1	29	96.7	19	63.3	8	26.7
0445	56	0	41	12	1	2	0		0445	0	0	0	1	4	17	21	10	3	0	0	0	0	0	36.5	41.4	51	91.1	34	60.7	3	5.4
0500	70	1	49	18	1	1	0		0500	0	0	0	0	4	24	20	18	3	1	0	0	0	0	37.5	43.2	66	94.3	42	60.0	4	5.7
0515	87	2	65	13	5	2	0		0515	0	0	1	4	10	32	27	10	3	0	0	0	0	0	34.3	40.0	72	82.8	40	46.0	3	3.4
0530	104	1	85	11	3	4	0		0530	0	0	2	3	14	42	34	7	2	0	0	0	0	0	33.9	38.2	85	81.7	43	41.4	2	1.9
0545	121	3	92	20	3	3	0		0545	0	0	0	5	27	45	30	11	2	1	0	0	0	0	33.7	38.9	89	73.6	44	36.4	3	2.5
0600	131	2	96	25	4	3	1		0600	0	0	0	0	6	49	56	16	3	1	0	0	0	0	36.0	40.2	125	95.4	76	58.0	4	3.1
0615	165	1	117	39	4	4	0		0615	0	0	4	9	14	54	61	23	0	0	0	0	0	0	34.6	40.0	138	83.6	84	50.9	0	0.0
0630	187	2	141	37	6	0	1		0630	0	1	1	3	25	93	49	12	3	0	0	0	0	0	33.8	38.2	157	84.0	64	34.2	3	1.6
0645	204	3	169	23	5	4	0		0645	0	0	0	1	47	113	39	2	1	1	0	0	0	0	32.5	35.6	156	76.5	43	21.1	2	1.0
0700	242	1	195	39	2	5	0		0700	0	0	0	2	47	127	58	7	1	0	0	0	0	0	32.9	36.4	193	79.8	66	27.3	1	0.4
0715	295	3	246	36	8	2	0		0715	0	0	8	28	101	138	18	1	0	0	1	0	0	0	29.9	33.7	158	53.6	20	6.8	1	0.3
0730	283	1	252	25	3	2	0		0730	2	6	23	38	112	91	11	0	0	0	0	0	0	0	27.7	32.4	102	36.0	11	3.9	0	0.0
0745	260	0	224	28	5	2	1		0745	0	3	13	19	86	115	19	2	2	1	0	0	0	0	29.8	34.1	139	53.5	24	9.2	3	1.2
0800	268	1	241	16	5	5	0		0800	0	13	23	57	103	59	12	1	0	0	0	0	0	0	26.5	31.9	72	26.9	13	4.9	0	0.0
0815	253	1	225	22	2	2	1		0815	0	2	27	29	83	98	13	1	0	0	0	0	0	0	27.9	32.3	112	44.3	14	5.5	0	0.0
0830	251	0	224	15	4	7	1		0830	4	11	34	47	92	51	11	1	0	0	0	0	0	0	25.8	32.1	63	25.1	12	4.8	0	0.0
0845	238	1	209	21	6	0	1		0845	1	1	7	8	86	115	19	1	0	0	0	0	0	0	30.1	34.2	135	56.7	20	8.4	0	0.0
0900	254	0	218	25	4	5	2		0900	2	2	5	41	94	89	20	1	0	0	0	0	0	0	28.7	33.1	110	43.3	21	8.3	0	0.0
0915	244	2	190	36	10	6	0		0915	0	0	7	6	130	90	10	1	0	0	0	0	0	0	29.3	32.8	101	41.4	11	4.5	0	0.0
0930	250	3	200	26	14	5	2		0930	0	2	10	12	103	110	12	1	0	0	0	0	0	0	29.5	33.6	123	49.2	13	5.2	0	0.0
0945	235	0	201	21	6	7	0		0945	0	0	2	22	110	84	14	2	1	0	0	0	0	0	29.7	33.6	101	43.0	17	7.2	1	0.4
1000	220	2	175	31	6	6	0		1000	0	0	1	21	114	66	16	1	0	0	1	0	0	0	29.3	32.7	84	38.2	18	8.2	1	0.5
1015	198	1	152	30	13	2	0		1015	0	0	0	10	102	67	18	1	0	0	0	0	0	0	30.1	33.9	86	43.4	19	9.6	0	0.0
1030	257	1	218	24	7	6	1		1030	0	0	0	22	149	64	20	0	1	0	0	1	0	0	29.4	32.7	86	33.5	22	8.6	2	0.8
1045	210	1	183	21	3	2	0		1045	1	0	1	5	75	104	21	3	0	0	0	0	0	0	30.9	34.6	128	61.0	24	11.4	0	0.0
1100	236	0	204	20	6	5	1		1100	0	3	7	16	110	88	12	0	0	0	0	0	0	0	29.0	33.0	100	42.4	12	5.1	0	0.0
1115	210	1	168	26	6	8	1		1115	0	0	0	11	90	90	16	3	0	0	0	0	0	0	30.4	33.8	109	51.9	19	9.0	0	0.0
1130	235	0	198	29	5	3	0		1130	0	2	6	15	123	73	14	2	0	0	0	0	0	0	29.0	32.5	89	37.9	16	6.8	0	0.0
1145	207	0	184	14	5	3	1		1145	1	1	14	15	77	74	24	1	0	0	0	0	0	0	29.0	34.1	99	47.8	25	12.1	0	0.0
1200	266	1	240	17	4	4	0		1200	4	5	13	47	128	62	7	0	0	0	0	0	0	0	27.2	31.5	69	25.9	7	2.6	0	0.0
1215	232	1	192	27	8	4	0		1215	0	0	2	30	96	97	7	0	0	0	0	0	0	0	29.3	33.6	104	44.8	7	3.0	0	0.0
1230	246	0	218	18	3	6	1		1230	2	5	4	23	105	95	12	0	0	0	0	0	0	0	28.8	33.3	107	43.5	12	4.9	0	0.0
1245	201	2	172	13	6	7	1		1245	0	0	6	23	87	74	10	1	0	0	0	0	0	0	29.1	33.1	85	42.3	11	5.5	0	0.0
1300	226	0	197	18	8	3	0		1300	1	2	2	14	74	113	18	2	0	0	0	0	0	0	30.3	33.8	133	58.9	20	8.9	0	0.0
1315	249	1	223	17	6	2	0		1315	0	1	6	42	110	73	14	3	0	0	0	0	0	0	28.8	32.8	90	36.1	17	6.8	0	0.0
1330	246	2	226	10	3	5	0		1330	1	9	10	72	95	52	7	0	0	0	0	0	0	0	26.5	31.5	59	24.0	7	2.8	0	0.0
1345	224	0	205	13	5	1	0		1345	1	1	7	24	118	56	17	0	0	0	0	0	0	0	28.5	32.5	73	32.6	17	7.6	0	0.0
1400	241	1	218	15	3	4	0		1400	1	1	2	29	133	60	14	1	0	0	0	0	0	0	28.7	32.4	75	31.1	15	6.2	0	0.0
1415	243	0	222	13	4	3	1		1415	0	7	10	34	132	53	5	1	0	1	0	0	0	0	27.5	31.4	60	24.7	7	2.9	1	0.4
1430	216	1	199	10	4	2	0		1430	3	9	6	15	110	63	8	2	0	0	0	0	0	0	28.1	32.0	73	33.8	10	4.6	0	0.0
1445	241	2	220	13	5	1	0		1445	3	13	9	22	115	73	5	0	1	0	0	0	0	0	27.3	31.5	79	32.8	6	2.5	1	0.4
1500	249	2	224	18	0	5	0		1500	3	4	21	26	90	85	20	0	0	0	0	0	0	0	28.1	33.4	105	42.2	20	8.0	0	0.0
1515	253	1	235	8	3	4	2		1515	5	1	11	29	139	63	4	1	0	0	0	0	0	0	27.4	32.1	68	26.9	5	2.0	0	0.0
1530	242	0	224	13	3	2	0		1530	4	9	18	58	89	58	6	0	0	0	0	0	0	0	26.2	32.2	64	26.5	6	2.5	0	0.0
1545	246	2	229	12	2	1	0		1545	5	10	16	46	109	49	10	1	0	0	0	0	0	0	26.5	32.0	60	24.4	11	4.5	0	0.0
1600	234	2	208	19	3	2	0		1600	6	6	12	28	89	81	12	0	0	0	0	0	0	0	27.5	32.2	93	39.7	12	5.1	0	0.0
1615	236	1	217	13	3	1	1		1615	7	10	19	35	89	65	9	2	0	0	0	0	0	0	26.5	32.3	76	32.2	11	4.7	0	0.0
1630	238	0	224	11	2	1	0		1630	12	5	16	71	95	35	4	0	0	0	0	0	0	0	25.1	30.5	39	16.4	4	1.7	0	0.0
1645	215	1	206	8	0	0	0		1645	6	1	8	50	78	56	15	1	0	0	0	0	0	0	27.5	32.5	72	33.5	16	7.4	0	0.0
1700	255	0	243	12	0	0	0		1700	5	7	6	43	96	80	18	0	0	0	0	0	0	0	27.9	33.4	98	38.4	18	7.1	0	0.0
1715	247	0	227	17	1	2	0		1715	9	3	0	18	94	105	14	3	1	0	0	0	0	0	29.4	33.8	123	49.8	18	7.3	1	0.4
1730	267	1	236	19	2	8	1		1730	6	15	19	33	79	98	14	3	0	0	0	0	0	0	27.5	32.8	115	43.1	17	6.4	0	0.0
1745	250	1	226	22	1	0	0		1745	0	0	0	10	101	110	26	2	1	0	0	0	0	0	30.8	34.2	139	55.6	29	11.6	1	0.4
1800	248	1	235	9	2	1	0		1800	0	3	1	27	81	103	26	7	0	0	0	0	0	0	30.3	34.8	136	54.8	33	13.3	0	0.0
1815	210	1	198	10	0	1	0		1815	0	3	11	24	59	92	18	3	0	0	0	0	0	0	29.4	34.3	113	53.8	21	10.0	0	0.0
1830	249	0	231	15	2	1	0		1830	0	2	2	15	95	89	36	9	1	0	0	0	0	0	30.9	35.7	135	54.2	46	18.5	1	0.4
1845	182	1	174	4	0	3	0		1845	0	0	0	4	59	99	17	3	0	0	0	0	0	0	31.3	34.1	119	65.4	20	11.0	0	0.0
1900	172	2	157	10	0	3	0		1900	0	0	0	8	43	79	37	4	0	1	0	0	0	0	32.3	36.5	121	70.4	42	24.4	1	0.6
1915	174	1	163	8	0	2	0		1915	0	0	0	4	37	97	26	9	1	0	0	0	0	0	32.5	37.1	133	76.4	36	20.7	1	0.6
1930	174	2	162	7	0	3	0		1930	0	2	1	12	46	89	20	4	0	0	0	0	0	0	30.9	35.0	113	64.9	24	13.8	0	0.0
1945	139	0	134	4	1	0	0		1945	0	0	0	0	22	71	34	9	3	0	0	0	0	0	34.3	38.6	117	84.2	46	33.1	3	2.2
2000	132	1	124	6	0	1	0		2000	0	0	1	5	28	66	22	3	6	1	0	0	0	0	33.1	37.6	98	74.2	32	24.2	7	5.3
2015	115	2	99	8	4	2	0		2015	0	0	0	2	31	40	33	8	1	0	0	0	0	0	33.3	38.2	82	71.3	42	36.5	1	0.9
2030	113	2	101	6	2	2	0		2030	0	0	0	1	37	43	25	4	2	0	1	0	0	0	32.8	37.8	75	66.4	32	28.3	3	2.7
2045	89	2	79	7	1	0	0		2045	0	0	0	2	5	51	26	4	1	0	0	0	0	0	34.0	38.4	82	92.1	31	34.8	1	1.1
2100	94	0	83	9	1	1	0		2100	0	0	0	1	18	38	32	5	0	0	0	0	0	0	33.8	38.2	75	79.8	37	39.4	0	0.0
2115	92	1	86	3	1	1	0		2115	0	0	0	3	15	53	15	5	1	0	0	0	0	0	32.9	36.5	74	80.4	21	22.8	1	1.1
2130	93	1	84	5	2	1	0		2130	0	0	0	0	28	36	23	5	1	0	0	0	0	0	33.0	38.0	65	69.9	29	31.2	1	1.1
2145	77	1	71	4	0	1	0		2145	0	0	0	8	22	25	17	3	1	1	0	0	0	0	31.9	36.8	47	61.0	22	28.6	2	2.6
2200	73	2	64	6	1	0	0		2200	0	0	0	1	18	31	18	4	1	0	0	0	0	0	32.7	37.2	54	74.0	23	31.5	1	1.4
2215	77	0	73	4	0	0	0		2215	0	0	0	2	22	31	18	4	0	0	0	0	0	0	32.6	37.7	53	68.8	22	28.6	0	0.0
2230	50	0	46	3	0	1	0		2230	0	0	0	0	5	22	21	2	0	0	0	0	0	0	34.5	38.6	45	90.0	23	46.0	0	0.0
2245	54	0	50	4	0	0	0		2245	0	0	1	0	8	21	20	3	1	0	0	0	0	0	33.8	37.4	45	83.3	24	44.4	1	1.9
2300	45	0	36	7	2	0	0		2300	0	0	0	0	7	14	20	3	1	0	0	0	0	0	34.9	38.9	38	84.4	24	53.3	1	2.2
2315	38	0	37	1	0	0	0		2315	0	0	0	0	7	18	8	4	1	0	0	0	0	0	34.3	40.0	31	81.6	13	34.2	1	2.6
2330	39	0	37	1	1	0	0		2330	0	0	2	1	6	21	7	2	0	0	0	0	0	0	32.7	37.0	30	76.9	9	23.1	0	0.0
2345	43	0	38	4	1	0	0		2345	0	0	0	1	9	17	11	3	0	1	1	0	0	0	34.4	39.3	33	76.7	16	37.2	2	4.7
07-19	11498	44	10176	899	203	157	19		07-19	95	178	425	1316	4732	3932	731	75	9	2	2	1	0	0	28.7	33.2	4752	41.3	820	7.1	14	0.1
06-22	13649	67	12042	1100	234	185	21		06-22	95	181	432	1375	5156	4929	1246	191	33	7	3	1	0	0	29.4	34.0	6410	47.0	1481	10.9	44	0.3
06-00	14068	69	12423	1130	239	186	21		06-00	95	181	435	1380	5238	5104	1369	216	37	8	4	1	0	0	29.5	34.2	6739	47.9	1635	11.6	50	0.4
00-00	14732	77	12924	1234	266	209	22		00-00	95	181	439	1395	5315	5330	1568	324	66	14	4	1	0	0	29.8	34.6	7307	49.6	1977	13.4	85	0.6

DIR 1

PROJECT 35202 Ashford, Kent
SITE 35202-001
LOCATION CHART ROAD
DIRECTION **EASTBOUND →**
PSL 30mph

Sat 29 Apr
DAY 5

	TOTAL	CLASS 1	CLASS 2	CLASS 3	CLASS 4	CLASS 5	CLASS 6
ALL VEHICLES							
Mcycles							
Cars, taxis, 4WD							
LGV							
OGV1							
OGV2							
PSV							
0 - 10 mph							
10 - 15 mph							
15 - 20 mph							
20 - 25 mph							
25 - 30 mph							
30 - 35 mph							
35 - 40 mph							
40 - 45 mph							
45 - 50 mph							
50 - 60 mph							
60 - 70 mph							
70 - 80 mph							
80 - 90 mph							
90 - 100 mph							
AVG SPD							
85%ile							
> 30mph							
% > 30mph							

TIME	Total	Cls 1	Cls 2	Cls 3	Cls 4	Cls 5	Cls 6	Fxd 1	Time
0000	20	0	19	1	0	0	0	0	0000
0015	29	0	26	1	2	0	0	0	0015
0030	19	0	17	1	1	0	0	0	0030
0045	18	1	14	2	0	0	0	0	0045
0100	20	0	17	3	0	0	0	0	0100
0115	16	0	12	2	1	1	0	0	0115
0130	19	0	17	0	1	1	0	0	0130
0145	10	0	7	2	0	1	0	0	0145
0200	12	0	11	1	0	0	0	0	0200
0215	4	0	6	2	0	0	0	0	0215
0230	9	1	6	0	0	0	0	0	0230
0245	5	0	5	0	0	0	0	0	0245
0300	13	0	10	1	2	0	0	0	0300
0315	14	0	11	2	1	0	0	0	0315
0330	18	0	17	0	1	0	0	0	0330
0345	17	0	15	1	1	0	0	0	0345
0400	11	0	14	1	0	0	0	0	0400
0415	16	0	14	1	1	0	0	0	0415
0430	19	0	17	1	1	0	0	0	0430
0445	27	1	21	4	0	1	0	0	0445
0500	25	0	16	5	4	0	0	0	0500
0515	34	0	22	3	2	7	0	0	0515
0530	46	0	37	7	1	1	0	0	0530
0545	50	0	42	7	0	0	0	0	0545
0600	52	0	38	8	2	4	0	0	0600
0615	65	1	51	9	2	2	0	0	0615
0630	70	0	57	9	0	4	0	0	0630
0645	98	1	79	9	5	4	0	0	0645
0700	93	1	79	9	1	1	1	1	0700
0715	110	0	94	11	1	4	0	0	0715
0730	138	1	118	19	0	0	0	0	0730
0745	140	1	125	11	1	1	0	0	0745
0800	178	1	154	19	2	1	1	0	0800
0815	190	0	166	16	4	3	1	0	0815
0830	211	0	185	20	3	2	1	0	0830
0845	240	1	222	16	1	0	0	0	0845
0900	230	1	211	14	4	0	0	0	0900
0915	241	1	220	16	3	1	0	0	0915
0930	260	1	239	15	2	0	0	0	0930
0945	303	1	284	11	3	4	0	0	0945
1000	281	0	266	10	3	2	0	0	1000
1015	264	3	237	15	3	6	0	0	1015
1030	276	3	252	14	1	6	0	0	1030
1045	261	6	240	12	1	2	0	0	1045
1100	280	2	257	17	1	3	0	0	1100
1115	263	3	234	16	2	8	0	0	1115
1130	264	2	253	7	1	1	0	0	1130
1145	278	7	251	14	2	4	0	0	1145
1200	262	6	238	13	4	1	0	0	1200
1215	262	5	236	16	2	3	0	0	1215
1230	289	6	262	16	2	3	0	0	1230
1245	266	2	239	19	1	4	1	0	1245
1300	259	2	236	16	1	4	0	0	1300
1315	263	1	236	21	2	3	0	0	1315
1330	259	1	231	20	1	6	0	0	1330
1345	253	3	224	18	3	4	1	0	1345
1400	285	5	261	16	0	3	0	0	1400
1415	245	5	222	12	2	4	0	0	1415
1430	251	4	227	11	3	6	0	0	1430
1445	283	6	265	10	2	0	0	0	1445
1500	235	3	214	11	3	3	1	0	1500
1515	256	4	236	13	2	1	0	0	1515
1530	263	1	244	9	5	4	0	0	1530
1545	264	1	238	17	3	5	0	0	1545
1600	236	1	222	10	1	2	0	0	1600
1615	280	3	257	16	2	1	1	0	1615
1630	259	3	234	15	3	4	0	0	1630
1645	263	1	244	11	2	5	0	0	1645
1700	220	1	202	13	1	3	0	0	1700
1715	262	2	243	13	2	2	0	0	1715
1730	245	3	230	7	3	2	0	0	1730
1745	236	3	218	11	2	2	0	0	1745
1800	190	1	180	7	0	2	0	0	1800
1815	211	0	194	14	0	3	0	0	1815
1830	193	1	178	10	2	2	0	0	1830
1845	178	2	168	6	1	1	0	0	1845
1900	199	0	184	12	2	1	0	0	1900
1915	142	0	132	8	2	0	0	0	1915
1930	170	0	161	8	0	1	0	0	1930
1945	156	1	142	12	0	1	0	0	1945
2000	137	0	123	13	0	1	0	0	2000
2015	109	3	97	7	0	2	0	0	2015
2030	118	1	106	6	2	2	1	0	2030
2045	108	2	96	8	1	0	0	0	2045
2100	100	1	89	10	0	0	0	0	2100
2115	76	2	68	5	0	1	0	0	2115
2130	81	2	77	1	0	1	0	0	2130
2145	82	2	64	4	1	1	0	0	2145
2200	68	0	64	3	1	0	0	0	2200
2215	74	0	72	1	0	1	0	0	2215
2230	71	1	64	6	0	0	0	0	2230
2245	61	1	59	1	0	0	0	0	2245
2300	51	1	48	2	0	0	0	0	2300
2315	52	0	46	5	0	1	0	0	2315
2330	30	0	27	1	0	0	0	0	2330
2345	35	0	31	4	0	0	0	0	2345
07-19	11469	114	10466	654	94	132	9	0	07-19
06-22	13232	130	12040	783	111	158	10	0	06-22
06-00	13674	133	12451	807	113	160	10	0	06-00
00-00	14145	136	12838	854	126	180	11	0	00-00

TIME	Vbin 0 10	Vbin 10 15	Vbin 15 20	Vbin 20 25	Vbin 25 30	Vbin 30 35	Vbin 35 40	Vbin 40 45	Vbin 45 50	Vbin 50 60	Vbin 60 70	Vbin 70 80	Vbin 80 90	Vbin 90 100	Mean 85	Vxp 85	JPSL 30	JPSL% 30	PSL% 35	PSL% 40	PSL% 45	PSL% 50
0000	0	0	0	0	0	9	2	3	2	0	0	0	0	0	35.4	44.4	16	80.0	7	35.0	2	10.0
0015	0	0	0	0	0	12	6	5	1	0	0	0	0	0	35.3	43.1	24	82.8	12	41.4	1	3.4
0030	0	0	0	0	0	2	13	1	0	0	0	0	0	0	35.8	38.7	17	89.5	14	73.7	0	0.0
0045	0	0	0	0	0	6	9	3	0	0	0	0	0	0	36.2	41.1	18	100.0	12	66.7	0	0.0
0100	0	0	0	1	0	2	10	4	1	0	0	0	0	0	36.6	42.7	17	85.0	15	75.0	1	5.0
0115	0	0	1	1	0	2	4	1	1	0	0	0	0	0	32.6	37.3	13	81.3	5	31.3	0	0.0
0130	0	0	0	0	0	6	8	3	0	0	0	0	0	0	35.6	40.4	17	89.5	11	57.9	0	0.0
0145	0	0	0	1	0	0	5	1	1	0	0	0	0	0	37.4 -		10	100.0	5	50.0	1	10.0
0200	0	0	0	0	0	0	3	3	1	0	0	0	0	0	38.6	46.5	11	91.7	8	66.7	2	16.7
0215	0	0	0	0	0	2	0	1	0	0	0	0	0	0	41.7 -		4	100.0	2	50.0	1	11.1
0230	0	0	0	0	0	2	3	1	2	0	0	0	0	0	35.5 -		7	77.8	4	44.4	1	11.1
0245	0	0	0	0	0	0	2	2	1	0	0	0	0	0	36.4 -		5	100.0	3	60.0	0	0.0
0300	0	0	0	0	0	3	4	4	2	0	0	0	0	0	34.2	40.3	10	76.9	6	46.2	0	0.0
0315	0	0	0	1	0	1	3	4	5	0	0	0	0	0	38.5	43.8	13	92.9	10	71.4	1	7.1
0330	0	0	0	0	0	2	2	5	6	3	0	0	0	0	40.0	46.4	17	94.4	15	83.3	4	22.2
0345	0	0	0	0	0	2	6	3	5	0	0	0	0	0	37.0	44.2	15	88.2	9	52.9	1	5.9
0400	0	0	0	0	0	0	2	4	1	1	0	0	0	0	34.5	41.4	9	81.8	6	54.6	1	9.1
0415	0	0	0	0	0	1	7	5	2	1	0	0	0	0	35.4	41.3	15	93.8	8	50.0	1	6.3
0430	0	0	0	0	0	4	4	7	4	1	0	0	0	0	37.7	44.1	17	89.5	13	68.4	2	10.5
0445	0	0	0	1	0	1	3	6	7	1	0	0	0	0	38.2	47.0	25	92.6	17	63.0	4	14.8
0500	0	0	0	0	0	3	4	7	7	1	0	0	0	0	36.7	43.0	20	80.0	16	64.0	2	8.0
0515	0	0	0	0	0	4	11	8	9	2	0	0	0	0	36.6	41.9	30	88.2	19	55.9	2	5.9
0530	0	0	0	0	0	7	11	11	14	5	2	0	0	0	39.0	45.5	43	93.5	32	69.6	7	15.2
0545	0	0	0	0	0	7	8	17	10	4	0	0	0	0	35.5	43.2	41	82.0	24	48.0	4	8.0
0600	0	0	0	0	0	2	6	11	10	10	3	0	0	0	36.2	42.2	44	84.6	33	63.5	3	5.8
0615	0	0	0	0	0	2	5	5	6	12	2	1	0	0	36.2	41.3	60	92.3	34	52.3	3	4.6
0630	0	0	0	0	0	0	8	8	7	2	0	0	0	0	34.1	39.7	54	77.1	35	50.0	2	2.9
0645	0	0	0	0	0	0	16	16	8	1	1	0	0	0	34.6	39.4	82	83.7	38	38.8	2	2.0
0700	0	0	0	0	0	0	15	29	35	12	2	0	0	0	34.9	40.0	78	83.9	49	52.7	2	2.2
0715	0	0	1	1	0	0	18	58	27	5	0	0	0	0	33.2	37.1	90	81.8	32	29.1	0	0.0
0730	0	0	0	0	0	0	32	53	35	10	0	0	0	0	33.1	38.4	100	72.5	47	34.1	2	1.4
0745	0	0	0	0	0	0	27	66	40	3	2	0	0	0	33.1	37.0	111	79.3	45	32.1	2	1.4
0800	0	0	0	0	0	0	37	76	46	7	0	0	0	0	32.5	37.4	130	73.0	54	30.3	1	0.6
0815	0	0	0	0	0	0	83	79	18	3	1	0	0	0	30.8	34.3	101	53.2	22	11.6	1	0.5
0830	0	0	0	0	0	0	109	70	18	1	0	0	0	0	29.9	33.6	89	42.2	19	9.0	0	0.0
0845	0	0	0	0	0	0	66	132	33	2	0	0	0	0	31.8	35.0	168	70.0	36	15.0	0	0.0
0900	0	0	0	0	0	0	69	123	23	3	0	0	0	0	31.1	34.2	149	64.8	26	11.3	0	0.0
0915	0	0	0	0	0	0	90	108	21	4	0	0	0	0	30.8	34.1	135	56.0	27	11.2	2	0.8
0930	0	0	0	0	0	0	91	108	19	2	3	0	0	0	29.7	34.2	132	50.8	24	9.2	3	1.2
0945	0	0	0	0	0	0	122	98	17	1	0	0	1	0	28.4	33.1	117	38.6	19	6.3	1	0.3
1000	0	0	0	0	0	0	108	108	26	1	0	0	0	0	29.3	33.7	130	46.3	27	9.6	0	0.0
1015	0	0	0	0	0	0	105	95	18	2	0	0	0	0	29.4	33.2	117	44.3	22	8.3	2	0.8
1030	0	0	0	0	0	0	108	77	6	0	1	0	0	0	27.0	31.7	85	30.8	8	2.9	2	0.7
1045	0	0	0	0	0	0	118	86	19	4	4	0	0	0	29.6	33.7	110	42.2	24	9.2	1	0.4
1100	0	0	0	0	0	0	136	109	15	6	0	0	0	0	30.0	32.8	130	46.4	21	7.5	0	0.0
1115	0	0	0	0	0	0	124	83	19	3	0	0	0	0	29.3	33.7	106	40.3	23	8.7	1	0.4
1130	0	0	0	0	0	0	94	111	22	1	0	0	0	0	29.5	33.9	134	50.8	23	8.7	0	0.0
1145	0	0	0	0	0	0	106	74	4	2	1	0	0	0	26.6	31.6	81	29.1	7	2.5	0	0.0
1200	0	0	0	0	0	0	103	71	15	2	0	0	0	0	28.0	32.8	88	33.6	17	6.5	0	0.0
1215	0	0	0	0	0	0	112	74	25	3	0	0	0	0	29.5	33.3	102	45.8	19	7.3	1	0.4
1230	0	0	0	0	0	0	117	91	26	4	1	0	0	0	30.1	34.7	122	45.9	31	11.7	1	0.4
1245	0	0	0	0	0	0	105	72	12	1	1	0	0	0	27.2	32.8	86	33.2	14	5.4	1	0.4
1300	0	0	0	0	0	0	112	91	21	5	1	0	0	0	29.7	33.9	118	44.9	27	10.3	1	0.4
1315	0	0	0	0	0	0	99	84	30	5	0	0	0	0	28.5	33.2	94	36.3	17	6.6	0	0.0
1330	0	0	0	0	0	0	99	84	13	1	0	0	0	0	27.9	32.0	81	32.0	9	3.6	0	0.0
1345	0	0	0	0	0	0	86	38	5	0	0	0	0	0	29.7	33.6	129	45.3	23	8.1	1	0.4
1400	0	0	0	0	0	0	81	81	18	4	1	0	0	0	29.1	32.7	93	38.0	12	4.9	0	0.0
1415	0	0	0	0	0	0	106	78	17	4	1	0	0	0	29.2	33.2	100	39.8	22	8.8	1	0.4
1430	0	0	0	0	0	0	124	77	23	3	0	0	0	0	28.5	33.0	103	36.4	26	9.2	0	0.0
1445	0	0	0	0	0	0	89	91	17	2	0	0	0	0	29.0	33.8	110	46.8	19	8.1	0	0.0
1500	0	0	0	0	0	0	109	98	18	2	0	0	0	0	29.6	33.5	119	46.5	21	8.2	1	0.4
1515	0	0	0	0	0	0	116	77	13	1	0	0	0	0	28.1	32.4	91	34.6	14	5.3	0	0.0
1530	0	0	0	0	0	0	111	88	16	1	0	0	0	0	28.8	32.7	107	40.5	19	7.2	0	0.0
1545	0	0	0	0	0	0	129	82	6	0	0	0	0	0	29.4	32.8	90	38.1	8	3.4	0	0.0
1600	0	0	0	0	0	0	123	90	17	2	0	0	0	0	28.9	33.6	111	39.6	21	7.5	2	0.7
1615	0	0	0	0	0	0	126	74	13	0	1	0	0	0	28.6	32.8	88	34.0	14	5.4	1	0.4
1630	0	0	0	0	0	0	106	99	25	3	0	0	0	0	30.1	34.2	129	49.1	30	11.4	2	0.8
1645	0	0	0	0	0	0	124	62	12	1	1	0	0	0	29.2	32.8	76	34.6	14	6.4	1	0.5
1700	0	0	0	0	0	0	94	102	27	3	1	0	0	0	29.8	34.0	133	50.8	31	11.8	1	0.4
1715	0	0	0	0	0	0	111	90	13	3	0	0	0	0	29.6	33.5	106	43.3	16	6.5	0	0.0
1730	0	0	0	0	0	0	103	71	23	2	0	0	0	0	29.4	33.3	96	40.7	25	10.6	0	0.0
1745	0	0	0	0	0	0	126	74	13	0	0	0	0	0	28.6	32.8	88	34.0	14	5.4	1	0.4
1800	0	0	0	0	0	0	106	99	25	3	0	0	0	0	30.0	34.2	129	49.1	30	11.4	2	0.8
1815	0	0	0	0	0	0	124	62	12	1	1	0	0	0	29.2	32.8	76	34.6	14	6.4	1	0.5
1830	0	0	0	0	0	0	94	102	27	3	0	0	0	0	29.8	34.0	133	50.8	31	11.8	1	0.4
1845	0	0	0	0	0	0	111	90	13	3	0	0	0	0	29.6	33.5	106	43.3	16	6.5	0	0.0
1900	0	0	0	0	0	0	103	71	23	2	0	0	0	0	29.4	33.3	96	40.7	25	10.6	0	0.0
1915	0	0	0	0	0	0	126	74	13	0	0	0	0	0	28.6	32.8	88	34.0	14	5.4	1	0.4
1930	0	0	0	0	0	0	106	99	25	3	0	0	0	0	30.0	34.2	129	49.1	30	11.4	2	0.8
1945	0	0	0	0	0	0	124	62	12	1	1	0	0	0	29.2	32.8	76	34.6	14	6.4	1	0.5
2000	0	0	0	0	0	0	94	102	27	3	0	0	0	0	29.8	34.0	133	50.8	31	11.8	1	0.4
2015	0	0	0	0	0	0	111	90	13	3	0	0	0	0	29.6	33.5	106	43.3	16	6.5	0	0.0
2030	0	0	0	0	0	0	103	71	23	2	0	0	0	0	29.4	33.3	96	40.7	25	10.6	0	0.0
2045	0	0	0	0	0	0	126	74	13	0	0	0	0	0	28.6	32.8	88	34.0	14	5.4	1	0.4
2100	0	0	0	0	0	0	106	99	25	3	0	0	0	0	30.0	34.2	129	49.1	30	11.4	2	0.8
2115	0	0	0	0	0	0	124	62	12	1	1	0	0	0	29.2	32.8	76	34.6	14	6.4	1	0.5
2130	0	0	0	0	0	0	94	102	27	3	0	0	0	0	29.8	34.0	133	50.8	31	11.8	1	0.4
2145	0	0	0	0	0	0	111	90	13	3	0	0	0	0	29.6	33.5	106	43.3	16	6.5	0	0.0
2200	0	0	0	0	0	0	103	71	23	2	0	0	0	0	29.4	33.3	96	40.7	25	10.6	0	0.0
2215	0	0	0	0	0	0	126	74	13	0	0	0	0	0	28.6	32.8	88	34.0	14	5.4	1	0.4
2230	0	0	0	0	0	0	106	99	25	3	0	0	0	0	30.0	34.2	129	49.1	30	11.4	2	0.8
2245	0	0	0	0	0	0	124	62	12	1	1	0	0	0	29.2	32.8	76	34.6	14	6.4	1	0.5
2300	0	0	0	0	0	0	94	102	27	3	0	0	0	0	29.8	34.0	133	50.8	31	11.8	1	0.4
2315	0	0	0	0	0	0	111	90	13	3	0	0	0	0	29.6	33.5	106	43.3	16	6.5	0	0.0
2330	0	0	0	0	0	0	103	71	23	2	0	0	0	0	29.4	33.3	96	40.7	25	10.6	0	0.0
2345	0	0	0	0	0	0	126	74	13	0	0	0	0	0	28.6	32.8	88	34.0	14	5.4	1	0.4
07-19	0	0	14	89	262	1176	4663	4067	1004	152	32	0	0	0	29.6	33.9	5265	45.9	1198	10.5	42	0.4
06-22	0	0	14	90	265	1222	5150	4829	1348	252	49	11	0	0	30.0	34.4	6491	49.1	1662	12.6	62	0.5
06-00	0	0	14	90	265	1227	5243	5028	1461	277	54	13	0	0	30.1	34.6	6835	50.0	1807	13.2	69	0.5
00-00	0	0	14	90	266	1232	5294	5169	1596	376	83	23	0	1	30.3	34.9	7249	51.3	2080	14.7	108	0.8

TIME	ACPO SPEEDING	ACPO% SPEEDING	DfT SPEEDING	DfT% SPEEDING
0000	0	0.0	0	0.0
0015	0	0.0	0	0.0

PROJECT 35202 Ashford, Kent
SITE 35202-001
LOCATION CHART ROAD
DIRECTION **EASTBOUND →**
PSL 30mph

DIR 1

Sun 30 Apr
DAY 6

	Total	Cls 1	Cls 2	Cls 3	Cls 4	Cls 5	Cls 6	Fxd 1	Time
0000	35	0	32	2	0	1	0	0	0000
0015	23	0	22	1	0	0	0	0	0015
0030	21	0	17	4	0	0	0	0	0030
0045	16	0	14	2	0	0	0	0	0045
0100	19	1	15	3	0	0	0	0	0100
0115	16	0	16	0	0	0	0	0	0115
0130	11	0	10	0	1	0	0	0	0130
0145	16	0	13	2	0	1	0	0	0145
0200	14	1	12	1	0	0	0	0	0200
0215	5	0	5	0	0	0	0	0	0215
0230	10	0	9	1	0	0	0	0	0230
0245	6	1	5	0	0	0	0	0	0245
0300	8	0	8	0	0	0	0	0	0300
0315	17	1	16	0	0	0	0	0	0315
0330	10	0	8	2	0	0	0	0	0330
0345	16	0	16	0	0	0	0	0	0345
0400	11	0	5	4	1	0	0	0	0400
0415	12	0	10	2	0	0	0	0	0415
0430	8	0	7	1	0	0	0	0	0430
0445	17	0	14	3	0	0	0	0	0445
0500	22	0	20	2	0	0	0	0	0500
0515	19	0	23	1	0	0	0	0	0515
0530	24	0	23	1	0	0	0	0	0530
0545	42	0	34	6	1	0	0	0	0545
0600	37	1	33	3	0	0	0	0	0600
0615	37	0	30	5	2	0	0	0	0615
0630	44	0	36	5	2	1	0	0	0630
0645	41	0	35	6	0	0	0	0	0645
0700	47	1	41	3	1	1	0	0	0700
0715	67	0	62	3	0	1	1	0	0715
0730	79	0	75	4	0	0	0	0	0730
0745	101	0	91	6	0	2	0	0	0745
0800	95	0	85	6	1	2	1	0	0800
0815	92	2	83	7	0	0	0	0	0815
0830	140	2	123	12	1	2	0	0	0830
0845	136	4	122	10	0	0	0	0	0845
0900	178	3	167	5	1	2	0	0	0900
0915	190	3	176	7	0	4	0	0	0915
0930	218	1	204	12	0	1	0	0	0930
0945	238	1	224	11	0	2	0	0	0945
1000	246	2	232	6	1	5	0	0	1000
1015	296	3	278	12	1	1	1	0	1015
1030	285	3	275	4	2	1	0	0	1030
1045	285	2	260	16	0	7	0	0	1045
1100	289	1	268	11	0	5	0	0	1100
1115	278	3	263	10	0	4	0	0	1115
1130	259	3	238	10	0	6	0	0	1130
1145	276	1	267	8	0	0	0	0	1145
1200	265	3	248	13	1	0	0	0	1200
1215	270	2	254	12	1	1	0	0	1215
1230	261	4	227	18	2	0	0	0	1230
1245	286	3	268	7	0	8	0	0	1245
1300	265	2	239	17	2	5	0	0	1300
1315	263	2	249	8	1	3	0	0	1315
1330	195	3	182	10	0	0	0	0	1330
1345	270	3	253	10	1	2	1	0	1345
1400	230	0	215	10	0	5	0	0	1400
1415	243	1	232	8	1	1	0	0	1415
1430	247	2	225	17	1	2	0	0	1430
1445	239	4	219	10	2	4	0	0	1445
1500	240	3	222	9	3	3	0	0	1500
1515	235	3	222	8	1	1	0	0	1515
1530	254	1	233	17	2	1	0	0	1530
1545	224	1	204	14	2	3	0	0	1545
1600	221	1	205	13	0	2	0	0	1600
1615	268	4	249	8	4	3	0	0	1615
1630	251	3	231	10	3	4	0	0	1630
1645	242	3	213	15	5	6	0	0	1645
1700	162	3	148	9	0	2	0	0	1700
1715	193	0	186	4	1	2	0	0	1715
1730	236	1	227	5	1	1	1	0	1730
1745	175	2	164	7	1	0	1	0	1745
1800	181	1	167	9	0	3	0	0	1800
1815	195	2	180	12	0	1	0	0	1815
1830	174	1	158	12	0	3	0	0	1830
1845	170	1	160	9	0	0	0	0	1845
1900	148	0	142	6	0	0	0	0	1900
1915	138	0	131	5	1	0	1	0	1915
1930	119	2	113	4	0	0	0	0	1930
1945	122	1	113	5	2	1	0	0	1945
2000	118	0	110	4	1	3	0	0	2000
2015	123	1	117	4	0	1	0	0	2015
2030	105	0	101	3	1	0	0	0	2030
2045	90	0	89	1	0	0	0	0	2045
2100	119	0	112	6	1	0	0	0	2100
2115	89	1	81	6	1	0	0	0	2115
2130	62	1	56	4	0	1	0	0	2130
2145	54	1	48	3	2	0	0	0	2145
2200	44	0	44	0	0	0	0	0	2200
2215	60	1	55	4	0	0	0	0	2215
2230	50	0	47	2	0	1	0	0	2230
2245	28	0	27	1	0	0	0	0	2245
2300	40	0	38	1	0	1	0	0	2300
2315	35	0	26	7	1	0	0	0	2315
2330	31	0	26	4	0	1	0	0	2330
2345	17	1	15	1	0	0	0	0	2345
07-19	10240	97	9514	464	49	111	5	0	07-19
06-22	11686	105	10861	534	60	121	5	0	06-22
06-00	11991	107	11139	554	61	125	5	0	06-00
00-00	12389	111	11483	596	63	131	5	0	00-00

	Vbin 0 10	Vbin 10 15	Vbin 15 20	Vbin 20 25	Vbin 25 30	Vbin 30 35	Vbin 35 40	Vbin 40 45	Vbin 45 50	Vbin 50 60	Vbin 60 70	Vbin 70 80	Vbin 80 90	Vbin 90 100	Mean	V85	PSL 30	PSL% 30	PSL1 35	PSL1% 35	PSL2 45	PSL2% 45	DfT	DfT%
0000	0	0	0	0	0	0	0	0	0	0	0	0	0	0	33.9	37.3	29	82.9	29	82.9	0	25.7	0	0.0
0015	0	0	0	0	0	0	0	0	0	0	0	0	0	0	36.3	42.1	22	95.7	16	69.6	2	8.7	0	0.0
0030	0	0	0	0	0	0	0	0	1	0	0	0	0	0	38.4	42.4	20	95.2	13	61.9	2	9.5	0	0.0
0045	0	0	0	0	0	0	0	0	0	0	0	0	0	0	37.4	43.3	14	87.5	10	62.5	0	0.0	0	0.0
0100	0	0	0	0	0	0	0	0	1	0	0	0	0	0	38.5	43.3	16	84.2	14	73.7	1	5.3	0	0.0
0115	0	0	0	0	0	0	0	0	0	0	0	0	0	0	39.4	42.7	16	100.0	14	87.5	0	0.0	0	0.0
0130	0	0	0	0	0	0	0	0	0	0	0	0	0	0	38.3	45.7	10	90.9	7	63.6	1	9.1	1	9.1
0145	0	0	0	0	0	0	0	0	0	0	0	0	0	0	35.2	40.1	13	81.3	10	62.5	0	0.0	0	0.0
0200	0	0	0	0	0	0	0	0	0	0	0	0	0	0	35.9	40.0	13	92.9	8	57.1	1	7.1	1	7.1
0215	0	0	0	0	0	0	0	0	0	0	0	0	0	0	33.7 -		4	80.0	1	20.0	0	0.0	0	0.0
0230	0	0	0	0	0	0	0	0	0	0	0	0	0	0	35.1 -		9	90.0	5	50.0	0	0.0	0	0.0
0245	0	0	0	0	0	0	0	0	0	0	0	0	0	0	38.9 -		6	100.0	5	83.3	0	0.0	0	0.0
0300	0	0	0	0	0	0	0	0	0	0	0	0	0	0	36.4 -		7	87.5	5	62.5	0	0.0	1	12.5
0315	0	0	0	0	0	0	0	0	0	0	0	0	0	0	37.0	46.5	16	94.1	9	52.9	3	17.7	2	20.0
0330	0	0	0	0	0	0	0	0	0	0	0	0	0	0	38.2 -		9	90.0	8	80.0	0	0.0	0	0.0
0345	0	0	0	0	0	0	0	0	0	0	0	0	0	0	37.5	42.5	14	87.5	12	75.0	0	0.0	2	14.3
0400	0	0	0	0	0	0	0	0	0	0	0	0	0	0	38.1	43.0	11	100.0	7	63.6	1	9.1	1	9.1
0415	0	0	0	0	0	0	0	0	0	0	0	0	0	0	39.8	46.5	10	83.3	10	83.3	2	16.7	0	0.0
0430	0	0	0	0	0	0	0	0	0	0	0	0	0	0	35.9 -		7	87.5	3	37.5	0	0.0	1	12.5
0445	0	0	0	0	0	0	0	0	0	0	0	0	0	0	38.8	43.4	17	100.0	16	94.1	1	5.9	0	0.0
0500	0	0	0	0	0	0	0	0	0	0	0	0	0	0	35.5	41.2	21	95.5	8	36.4	1	4.5	1	4.5
0515	0	0	0	0	0	0	0	0	0	0	0	0	0	0	39.2	45.6	17	89.5	16	84.2	3	15.8	1	5.3
0530	0	0	0	0	0	0	0	0	0	0	0	0	0	0	42.1	49.8	24	100.0	24	100.0	5	20.8	2	8.3
0545	0	0	0	0	0	0	0	0	0	0	0	0	0	0	40.2	47.1	41	97.6	33	78.6	9	21.4	3	7.1
0600	0	0	0	0	0	0	0	0	0	0	0	0	0	0	34.9	39.0	34	91.9	16	43.2	1	2.7	4	10.8
0615	0	0	0	0	0	0	0	0	0	0	0	0	0	0	33.1	39.6	26	70.3	18	48.7	1	2.7	8	21.6
0630	0	0	0	0	0	0	0	0	0	0	0	0	0	0	36.8	43.6	36	81.8	26	59.1	5	11.4	2	4.5
0645	0	0	0	0	0	0	0	0	0	0	0	0	0	0	35.9	39.9	39	95.1	26	63.4	2	4.9	2	4.9
0700	0	0	0	0	0	0	0	0	0	0	0	0	0	0	36.2	41.2	42	89.4	32	68.1	2	4.3	2	4.3
0715	0	0	0	0	0	0	0	0	0	0	0	0	0	0	34.7	38.5	60	89.6	28	41.8	1	1.5	1	1.5
0730	0	0	0	0	0	0	0	0	0	0	0	0	0	0	35.6	40.6	69	87.3	40	50.6	1	1.3	1	1.3
0745	0	0	0	0	0	0	0	0	0	0	0	0	0	0	34.3	39.3	84	83.2	42	41.6	2	2.0	2	2.0
0800	0	0	0	0	0	0	0	0	0	0	0	0	0	0	34.9	38.9	80	84.2	51	53.7	2	2.1	2	2.1
0815	0	0	0	0	0	0	0	0	0	0	0	0	0	0	35.7	40.3	86	93.5	46	50.0	5	5.4	5	5.4
0830	0	0	0	0	0	0	0	0	0	0	0	0	0	0	33.6	38.3	115	82.1	46	32.9	3	2.1	3	2.1
0845	0	0	0	0	0	0	0	0	0	0	0	0	0	0	34.1	38.9	113	83.1	46	35.3	0	0.0	0	0.0
0900	0	0	0	0	0	0	0	0	0	0	0	0	0	0	31.4	35.8	107	60.1	36	20.2	1	0.6	1	0.6
0915	0	0	0	0	0	0	0	0	0	0	0	0	0	0	32.4	36.7	133	70.0	52	27.4	0	0.0	0	0.0
0930	0	0	0	0	0	0	0	0	0	0	0	0	0	0	30.9	34.9	141	64.7	31	14.2	0	0.0	0	0.0
0945	0	0	0	0	0	0	0	0	0	0	0	0	0	0	31.2	35.1	140	58.8	37	15.6	0	0.0	0	0.0
1000	0	0	0	0	0	0	0	0	0	0	0	0	0	0	29.7	33.8	127	51.6	23	9.4	2	0.8	2	0.8
1015	0	0	0	0	0	0	0	0	0	0	0	0	0	0	30.0	33.4	147	49.7	15	5.1	0	0.0	0	0.0
1030	0	0	0	0	0	0	0	0	0	0	0	0	0	0	29.3	33.3	118	41.4	17	6.0	0	0.0	0	0.0
1045	0	0	0	0	0	0	0	0	0	0	0	0	0	0	28.3	32.4	100	35.1	12	4.2	0	0.0	0	0.0
1100	0	0	0	0	0	0	0	0	0	0	0	0	0	0	28.6	32.3	108	37.4	16	5.5	0	0.0	0	0.0
1115	0	0	0	0	0	0	0	0	0	0	0	0	0	0	29.0	33.0	116	41.7	11	4.0	0	0.0	0	0.0
1130	0	0	0	0	0	0	0	0	0	0	0	0	0	0	29.4	32.9	109	42.1	15	5.8	1	0.4	1	0.4
1145	0	0	0	0	0	0	0	0	0	0	0	0	0	0	28.6	32.5	101	36.6	9	3.3	0	0.0	0	0.0
1200	0	0	0	0	0	0	0	0	0	0	0	0	0	0	28.0	32.1	75	28.3	13	4.9	2	0.8	2	0.8
1215	0	0	0	0	0	0	0	0	0	0	0	0	0	0	29.8	32.8	119	44.1	8	3.0	0	0.0	0	0.0
1230	0	0	0	0	0	0	0	0	0	0	0	0	0	0	29.2	33.1	86	34.3	21	8.4	1	0.4	1	0.4
1245	0	0	0	0	0	0	0	0	0	0	0	0	0	0	26.8	31.3	79	27.6	8	2.8	0	0.0	0	0.0
1300	0	0	0	0	0	0	0	0	0	0	0	0	0	0	28.0	33.1	90	34.0	20	7.5	0	0.0	0	0.0
1315	0	0	0	0	0	0	0	0	0	0	0	0	0	0	29.0	32.7	107	40.7	16	6.1	0	0.0	0	0.0
1330	0	0	0	0	0	0	0	0	0	0	0	0	0	0	29.9	34.2	95	48.7	25	12.8	0	0.0	0	0.0
1345	0	0	0	0	0	0	0	0	0	0	0	0	0	0	27.8	32.8	86	31.9	17	6.3	0	0.0	0	0.0
1400	0	0	0	0	0	0	0	0	0	0	0	0	0	0	29.2	33.1	112	48.7	19	8.3	0	0.0	0	0.0
1415	0	0	0	0	0	0	0	0	0	0	0	0	0	0	27.8	31.3	67	27.6	12	4.9	0	0.0	0	0.0
1430	0	0	0	0	0	0	0	0	0	0	0	0	0	0	29.2	33.2	107	43.3	23	9.3	0	0.0	0	0.0
1445	0	0	0	0	0	0	0	0	0	0	0	0	0	0	25.4	29.5	28	11.7	3	1.3	0	0.0	1	0.4
1500	0	0	0	0	0	0	0	0	0	0	0	0	0	0	28.3	32.2	75	31.3	10	4.2	1	0.4	1	0.4
1515	0	0	0	0	0	0	0	0	0	0	0	0	0	0	30.4	33.6	118	50.2	21	8.9	0	0.0	0	0.0
1530	0	0	0	0	0	0	0	0	0	0	0	0	0	0	29.2	33.2	110	43.3	21	8.3	0	0.0	0	0.0
1545	0	0	0	0	0	0	0	0	0	0	0	0	0	0	29.6	33.4	97	43.3	19	8.5	0	0.0	0	0.0
1600	0	0	0	0	0	0	0	0	0	0	0	0	0	0	29.5	33.8	93	42.1	24	10.9	1	0.5	1	0.5
1615	0	0	0	0	0	0	0	0	0	0	0	0	0	0	27.8	32.4	82	30.6	16	6.0	1	0.4	1	0.4
1630	0	0	0	0	0	0	0	0	0	0	0	0	0	0	27.0	31.0	56	22.3	5	2.0	0	0.0	0	0.0
1645	0	0	0	0	0	0	0	0	0	0	0	0	0	0	29.1	32.8	93	38.4	10	4.1	0	0.0	0	0.0
1700	0	0	0	0	0	0	0	0	0	0	0	0	0	0	32.0	35.9	114	70.4	28	17.3	0	0.0	0	0.0
1715	0	0	0	0	0	0	0	0	0	0	0	0	0	0	28.1	32.1	64	33.2	11	5.7	0	0.0	0	0.0
1730	0	0	0	0	0	0	0	0	0	0	0	0	0	0	29.2	33.1	105	44.5	15	6.4	0	0.0	0	0.0
1745	0	0	0	0	0	0	0	0	0	0	0	0	0	0	31.1	34.7	100	57.1	21	12.0	0	0.0	0	0.0
1800	0	0	0	0	0	0	0	0	0	0	0	0	0	0	30.1	35.8	94	51.9	33	18.2	1	0.6	1	0.6
1815	0	0	0	0	0	0	0	0	0	0	0	0	0	0	30.7	34.6	119	61.0	22	11.3	1	0.5	1	0.5
1830	0	0	0	0	0	0	0	0	0	0	0	0	0	0	31.1	36.2	93	53.5	36	20.7	0	0.0	0	0.0
1845	0	0	0	0	0	0	0	0	0	0	0	0	0	0	31.2	37.8	100	67.6	45	30.4	1	0.7	3	1.8
1900	0	0	0	0	0	0	0	0	0	0	0	0	0	0	32.5	37.8	100	67.6	45	30.4	1	0.7	3	1.8
1915	0	0	0	0	0	0	0	0	0	0	0	0	0	0	31.1	35.6	87	63.0	28	20.3	0	0.0	0	0.0
1930	0	0	0	0	0	0	0	0	0	0	0	0	0	0	33.6	38.5	88	74.0	41	34.5	0	0.0	4	3.4
1945	0	0	0	0	0	0	0	0	0	0	0	0	0	0	31.3	35.6	65	53.3	22	18.0	1	0.8	1	0.8
2000	0	0	0	0	0	0	0	0	0	0	0	0	0	0	32.5	37.2	77	65.3	34	28.8	1	0.8	1	0.8
2015	0	0	0	0	0	0	0	0	0	0	0	0	0	0	31.6	35.7	77	62.6	23	18.7	0	0.0	0	0.0
2030	0	0	0	0	0	0	0	0	0	0	0	0	0	0	30.9	34.8	62	59.1	14	13.3	0	0.0	0	0.0
2045	0	0	0	0	0	0	0	0	0	0	0	0	0	0	31.2	35.3	55	61.1	14	16.7	0	0.0	0	0.0
2100	0	0	0	0	0	0	0	0	0	0	0	0	0	0	30.4	34.1	67	56.3	14	11.8	1	0.8	1	0.8
2115	0	0	0	0	0	0	0	0	0	0	0	0	0	0	30.9	35.3	54	60.7	15	16.9	0	0.0	1	1.6
2130	0	0	0	0	0	0	0	0	0	0	0	0	0	0	33.2	38.0	48	77.4	21	33.9	1	1.6	2	3.2
2145	0	0	0	0	0	0	0	0	0	0	0	0	0	0	33.4	37.8	41	75.9	19	35.2	0	0.0	1	2.3
2200	0	0	0	0	0	0	0	0	0	0	0	0	0	0	32.6	37.8	32	72.7	13	29.6	1	2.3	1	2.3
2215	0	0	0	0	0	0	0	0	0	0	0	0	0	0	34.3	38.7	49	81.7	27	45.0	2	3.3	2	3.3
2230	0	0	0	0	0	0	0	0	0	0	0	0	0	0	32.4	37.3	32	64.0	16	32.0	2	4.0	2	4.0
2245	0	0	0	0	0	0	0	0	0	0	0	0	0	0	35.6	42.5	25	89.3	13	46.4	3	10.7	3	10.7
2300	0	0	0	0	0	0	0	0	0	0	0	0	0	0	33.8	38.0	33	82.5	15	37.5	1	2.5	1	2.5
2315	0	0	0	0	0	0	0	0	0	0	0	0	0	0	36.1	44.9	29	82.9	14	40.0	5	14.3	0	0.0
2330	0	0	0	0	0	0	0	0	0	0	0	0	0	0	34.9	41.1	27	87.1	12	38.7	0	0.0	1	3.2
2345	0	0	0	0	0	0	0	0	0	0	0	0	0	0	35.9	46.3	14	82.4	6	35.3	3	17.7	3	17.7
07-19	6	56	243	1049	4225	3546	924	159	24	7	1	0	0	0	29.6	34.0	4661	45.5	1115	10.9	32	0.3	0	0.0
06-22

DIR 1

PROJECT 35202 Ashford, Kent
SITE 35202-001
LOCATION CHART ROAD
DIRECTION **EASTBOUND →**
PSL 30mph

Mon 01 May
DAY 7

Time	Total	Cls 1	Cls 2	Cls 3	Cls 4	Cls 5	Cls 6	Fxd 1	Vbin 0	Vbin 10	Vbin 15	Vbin 20	Vbin 25	Vbin 30	Vbin 35	Vbin 40	Vbin 45	Vbin 50	Vbin 60	Vbin 70	Vbin 80	Vbin 90	Mean	Vcrp 85	JPSL 30	JPSL% 30	PSL% 35	PSL% 45	PSL% 55	PSL% 45	PSL% 55	DfT	DfT%
0000	10	0	8	2	0	0	0	0000	0	0	0	0	0	0	1	4	5	4	1	0	0	0	40.4 -	10	100.0	9	90.0	1	10.0	5.3	1.5	2.2	1.8
0015	19	0	12	6	0	1	0	0015	0	0	0	0	0	0	3	4	5	4	1	0	0	0	36.0	44.7	15	79.0	10	52.6	1	5.3	0.0	0.0	0.0
0030	6	0	6	0	0	0	0	0030	0	0	0	0	0	0	2	0	1	0	0	0	0	0	37.9 -		6	100.0	6	83.3	0	0.0	0.0	0.0	0.0
0045	10	0	6	1	3	0	0	0045	0	0	0	0	0	0	4	2	3	2	0	0	0	0	35.8 -		8	80.0	4	40.0	1	10.0	2.2	2.4	1.8
0100	6	1	4	0	1	0	0	0100	0	0	0	0	0	0	1	2	1	0	0	0	0	0	32.4 -		4	66.7	1	16.7	0	0.0	0.0	0.0	0.0
0115	9	0	4	0	0	0	0	0115	0	0	0	0	0	0	0	0	0	0	0	0	0	0	36.4 -		7	77.8	7	77.8	0	0.0	0.0	0.0	0.0
0130	3	0	3	0	0	0	0	0130	0	0	0	0	0	0	0	0	0	0	0	0	0	0	37.7 -		3	100.0	3	100.0	0	0.0	0.0	0.0	0.0
0145	6	0	5	1	0	0	0	0145	0	0	0	0	0	0	0	0	0	0	0	0	0	0	35.7 -		6	100.0	4	66.7	0	0.0	0.0	0.0	0.0
0200	8	0	7	1	0	0	0	0200	0	0	0	0	0	0	0	0	0	0	0	0	0	0	35.5 -		7	87.5	4	50.0	1	12.5	1.0	1.8	1.7
0215	7	0	6	0	1	0	0	0215	0	0	0	0	0	0	0	0	0	0	0	0	0	0	38.2 -		6	85.7	6	85.7	0	0.0	0.0	0.0	0.0
0230	9	0	5	2	1	0	0	0230	0	0	0	0	0	0	0	0	0	0	0	0	0	0	32.3 -		6	66.7	3	33.3	0	0.0	0.0	0.0	0.0
0245	6	0	5	1	0	0	0	0245	0	0	0	0	0	0	0	0	0	0	0	0	0	0	37.6 -		6	100.0	5	83.3	0	0.0	0.0	0.0	0.0
0300	8	0	4	3	0	0	0	0300	0	0	0	0	0	0	0	0	0	0	0	0	0	0	35.9 -		5	75.0	5	62.5	0	0.0	2.2	2.4	2.2
0315	9	0	8	1	0	0	0	0315	0	0	0	0	0	0	0	0	0	0	0	0	0	0	37.6 -		7	77.8	6	66.7	0	0.0	0.0	0.0	0.0
0330	11	1	10	0	0	0	0	0330	0	0	0	0	0	0	0	0	0	0	0	0	0	0	37.5	43.2	10	90.9	8	72.7	0	0.0	2.2	2.4	2.2
0345	16	0	12	2	0	0	0	0345	0	0	0	0	0	0	0	0	0	0	0	0	0	0	37.4	44.5	15	93.8	10	62.5	2	12.5	0.0	0.0	0.0
0400	7	0	6	1	0	0	0	0400	0	0	0	0	0	0	0	0	0	0	0	0	0	0	42.0 -		7	100.0	5	71.4	0	0.0	1.1	1.2	1.1
0415	15	0	13	2	0	0	0	0415	0	0	0	0	0	0	0	0	0	0	0	0	0	0	36.6	42.7	13	86.7	8	53.3	1	6.7	0.0	0.0	0.0
0430	16	0	9	3	2	0	0	0430	0	0	0	0	0	0	0	0	0	0	0	0	0	0	35.1	39.8	16	100.0	8	50.0	0	0.0	2.2	2.4	2.2
0445	22	1	20	1	0	0	0	0445	0	0	0	0	0	0	1	1	0	0	0	0	0	0	35.3	42.7	18	81.8	9	40.9	1	4.5	1.1	1.2	1.1
0500	21	1	19	1	0	0	0	0500	0	0	0	0	0	0	0	0	0	0	0	0	0	0	38.4	44.4	20	95.2	16	76.2	3	14.3	6.3	7.1	6.3
0515	30	0	20	8	1	0	0	0515	0	0	0	0	0	0	0	0	0	0	0	0	0	0	37.6	44.7	27	90.0	26	86.7	4	13.3	4.3	4.7	4.3
0530	32	0	29	2	0	0	0	0530	0	0	0	0	0	0	0	0	0	0	0	0	0	0	37.6	41.0	31	96.9	22	68.8	2	6.3	2.0	2.4	2.0
0545	46	0	38	8	0	0	0	0545	0	0	0	0	0	0	0	0	0	0	0	0	0	0	36.7	40.5	41	89.1	34	73.9	1	2.2	4.5	5.1	4.5
0600	50	0	44	5	1	0	0	0600	0	0	0	0	0	0	0	0	0	0	0	0	0	0	35.3	42.1	44	88.0	22	44.0	1	2.0	4.5	5.1	4.5
0615	66	0	58	5	1	2	0	0615	0	0	0	0	0	0	0	0	0	0	0	0	0	0	35.5	40.1	59	89.4	32	48.5	3	4.5	1.8	2.0	1.7
0630	72	0	61	8	1	2	0	0630	0	0	0	0	0	0	0	0	0	0	0	0	0	0	38.3	44.4	65	90.3	50	69.4	8	11.1	3.9	4.4	3.9
0645	86	1	77	5	2	1	0	0645	0	0	0	0	0	0	0	0	0	0	0	0	0	0	35.4	39.5	78	90.7	45	52.3	4	4.7	4.7	5.3	4.7
0700	67	1	64	1	0	0	0	0700	0	0	0	0	0	0	0	0	0	0	0	0	0	0	35.5	41.0	62	92.5	32	47.8	1	1.5	8.3	9.4	8.3
0715	91	0	81	7	3	0	0	0715	0	0	0	0	0	0	0	0	0	0	0	0	0	0	35.7	38.6	83	91.2	52	57.1	2	2.2	8.3	9.4	8.3
0730	89	1	76	9	1	1	1	0730	0	0	0	0	0	0	0	0	0	0	0	0	0	0	34.1	38.9	73	82.0	36	40.5	0	0.0	2.4	2.7	2.4
0745	127	2	109	11	1	4	0	0745	0	0	0	0	0	0	0	0	0	0	0	0	0	0	35.3	39.3	112	88.2	59	46.5	3	2.4	11.1	12.5	11.1
0800	109	0	96	12	0	1	0	0800	0	0	0	0	0	0	0	0	0	0	0	0	0	0	34.2	39.1	94	86.2	46	42.2	4	11.1	23.1	26.1	23.1
0815	113	1	102	7	1	2	0	0815	0	0	0	0	0	0	0	0	0	0	0	0	0	0	34.2	38.8	90	79.7	49	43.4	2	1.8	18.3	20.7	18.3
0830	144	1	131	11	1	0	0	0830	0	0	0	0	0	0	0	0	0	0	0	0	0	0	33.8	36.9	126	87.5	50	34.7	1	0.7	28.2	31.8	28.2
0845	151	3	134	10	0	4	0	0845	0	0	0	0	0	0	0	0	0	0	0	0	0	0	32.9	36.9	117	77.5	42	27.8	1	0.7	46.1	52.1	46.1
0900	193	3	168	16	4	1	0	0900	0	0	0	0	0	0	0	0	0	0	0	0	0	0	32.5	36.4	145	75.1	45	23.3	1	0.5	100.0	113.0	100.0
0915	179	1	168	9	1	0	0	0915	0	0	0	0	0	0	0	0	0	0	0	0	0	0	32.1	35.5	134	74.9	36	20.1	0	0.0	88.7	100.2	88.7
0930	217	2	195	17	1	2	0	0930	0	0	0	0	0	0	0	0	0	0	0	0	0	0	32.6	36.5	167	77.0	59	27.2	1	0.5	75.2	85.0	75.2
0945	261	4	237	12	4	0	0	0945	0	0	0	0	0	0	0	0	0	0	0	0	0	0	29.8	34.1	110	42.2	28	10.7	0	0.0	8.9	10.1	8.9
1000	257	1	241	10	3	1	0	1000	0	0	0	0	0	0	0	0	0	0	0	0	0	0	29.0	34.0	134	52.1	23	8.9	0	0.0	59.6	67.3	59.6
1015	225	0	204	17	4	0	0	1015	0	0	0	0	0	0	0	0	0	0	0	0	0	0	31.0	35.1	134	59.6	34	15.1	1	0.4	123.3	139.3	123.3
1030	219	1	192	18	4	0	0	1030	0	0	0	0	0	0	0	0	0	0	0	0	0	0	30.6	34.7	118	53.9	27	12.3	1	0.5	88.1	99.5	88.1
1045	219	3	201	13	2	0	0	1045	0	0	0	0	0	0	0	0	0	0	0	0	0	0	30.0	33.8	116	53.0	24	11.0	0	0.0	77.2	87.2	77.2
1100	254	0	239	11	1	3	0	1100	0	0	0	0	0	0	0	0	0	0	0	0	0	0	30.4	34.0	124	48.8	24	9.4	0	0.0	119.1	134.5	119.1
1115	220	2	199	16	0	3	0	1115	0	0	0	0	0	0	0	0	0	0	0	0	0	0	30.6	34.6	119	54.1	27	12.3	1	0.5	89.1	100.6	89.1
1130	241	0	226	14	1	0	0	1130	0	0	0	0	0	0	0	0	0	0	0	0	0	0	30.1	34.8	129	53.5	32	13.3	0	0.0	86.7	97.9	86.7
1145	245	4	224	11	2	4	0	1145	0	0	0	0	0	0	0	0	0	0	0	0	0	0	28.4	32.7	100	40.8	12	4.9	0	0.0	100.0	113.0	100.0
1200	233	1	218	10	0	4	0	1200	0	0	0	0	0	0	0	0	0	0	0	0	0	0	28.4	32.9	76	32.6	10	4.3	0	0.0	114.0	128.7	114.0
1215	232	3	214	11	1	3	0	1215	0	0	0	0	0	0	0	0	0	0	0	0	0	0	28.4	33.8	87	37.5	22	9.5	0	0.0	100.0	113.0	100.0
1230	217	3	196	14	1	2	1	1230	0	0	0	0	0	0	0	0	0	0	0	0	0	0	29.9	33.3	94	43.3	18	8.3	0	0.0	75.2	85.0	75.2
1245	212	0	196	13	1	2	0	1245	0	0	0	0	0	0	0	0	0	0	0	0	0	0	31.1	34.6	127	59.9	25	11.8	0	0.0	100.1	113.0	100.1
1300	228	4	207	12	2	3	0	1300	0	0	0	0	0	0	0	0	0	0	0	0	0	0	30.6	34.0	121	53.1	23	10.1	0	0.0	75.5	85.3	75.5
1315	215	2	206	4	1	2	0	1315	0	0	0	0	0	0	0	0	0	0	0	0	0	0	30.2	34.6	106	49.3	25	11.6	0	0.0	145.7	164.6	145.7
1330	192	1	180	10	1	0	0	1330	0	0	0	0	0	0	0	0	0	0	0	0	0	0	32.2	36.0	145	75.5	42	21.9	0	0.0	117.7	133.0	117.7
1345	187	2	172	9	1	3	0	1345	0	0	0	0	0	0	0	0	0	0	0	0	0	0	31.4	35.9	119	63.6	33	17.7	0	0.0	75.1	84.8	75.1
1400	183	1	172	8	1	1	0	1400	0	0	0	0	0	0	0	0	0	0	0	0	0	0	30.5	34.1	101	55.2	21	11.5	0	0.0	88.0	99.4	88.0
1415	213	0	197	12	2	2	0	1415	0	0	0	0	0	0	0	0	0	0	0	0	0	0	29.6	33.8	101	47.4	19	8.9	0	0.0	76.0	85.8	76.0
1430	183	7	166	8	1	1	0	1430	0	0	0	0	0	0	0	0	0	0	0	0	0	0	31.8	35.5	127	69.4	29	15.9	1	0.5	53.3	60.2	53.3
1445	197	3	181	9	0	4	0	1445	0	0	0	0	0	0	0	0	0	0	0	0	0	0	29.5	33.3	84	42.6	18	9.1	0	0.0	91.1	102.8	91.1
1500	180	0	169	7	3	1	0	1500	0	0	0	0	0	0	0	0	0	0	0	0	0	0	30.9	35.5	91	50.6	33	18.3	2	1.1	75.4	85.1	75.4
1515	133	2	122	6	3	0	0	1515	0	0	0	0	0	0	0	0	0	0	0	0	0	0	31.7	35.7	82	61.7	22	16.5	1	0.8	45.0	50.8	45.0
1530	179	3	169	5	1	1	0	1530	0	0	0	0	0	0	0	0	0	0	0	0	0	0	30.2	34.0	85	47.5	19	10.6	1	0.6	82.1	92.7	82.1
1545	170	4	150	12	1	3	0	1545	0	0	0	0	0	0	0	0	0	0	0	0	0	0	31.8	35.4	95	55.9	26	15.3	1	0.6	51.1	57.7	51.1
1600	151	2	139	7	1	2	0	1600	0	0	0	0	0	0	0	0	0	0	0	0	0	0	32.0	36.4	101	72.1	26	18.6	0	0.0	32.1	36.2	32.1
1615	140	1	122	12	3	2	0	1615	0	0	0	0	0	0	0	0	0	0	0	0	0	0	33.1	35.9	166	87.8	47	24.9	1	0.5	22.1	25.0	22.1
1630	189	2	176	7	4	0	0	1630	0	0	0	0	0	0	0	0	0	0	0	0	0	0	31.1	35.9	97	58.8	34	20.6	0	0.0	62.0	69.9	62.0
1645	165	3	151	5	1	5	0	1645	0	0	0	0	0	0	0	0	0	0	0	0	0	0	32.2	36.6	122	66.3	48	26.1	2	1.3	54.4	61.4	54.4
1700	184	5	162	15	0	2	0	1700	0	0	0	0	0	0	0	0	0	0	0	0	0	0	32.6	37.0	111	70.7	38	24.2	0	0.0	46.3	52.2	46.3
1715	157	2	141	11	2	1	0	1715	0	0	0	0	0	0	0	0	0	0	0	0	0	0	32.9	37.7	109	72.2	46	30.5	0	0.0	38.1	42.9	38.1
1730	151	2	136	11	2	0	0	1730	0	0	0	0	0	0	0	0	0	0	0	0	0	0	33.1	37.1	125	78.6	44	27.7	0	0.0	34.0	38.3	34.0
1745	159	1	150	8	0	0	0	1745	0	0	0	0	0	0	0	0	0	0	0	0	0	0	31.0	36.3	84	53.2	27	17.1	1	0.6	60.1	67.8	60.1
1800	158	1	149	3	1	4	0	1800	0	0	0	0	0	0	0	0	0	0	0	0	0	0	33.9	37.8	103	78.6	53	40.5	1	0.8	26.1	29.4	26.1
1815	131	2	120	7	0	2	0	1815	0	0	0	0	0	0	0	0	0	0	0	0	0	0	34.2	37.7	102	91.1	41	36.6	1	0.9	10.1	11.4	10.1
1830	112	0	108	4	0	0	0	1830	0	0	0	0	0	0	0	0	0	0	0	0	0	0	32.7	37.2	96	73.3	29	22.1	3	2.3	33.1	37.2	33.1
1845	131	1	123	6	0	1	0	1845	0	0	0	0	0	0	0	0	0	0	0	0	0	0	33.9	38.3	105	80.8	44	36.4	1	0.8	14.0	15.7	14.0
1900	130	0	110	11	0	0	0	1900	0	0	0	0	0	0	0	0	0	0	0	0	0	0	34.0	38.1	113	86.9	47	36.2	2	1.5	17.0	19.1	17.0
1915	130	5	116	8	1	0	0	1915	0	0	0	0	0	0	0	0	0	0	0	0	0	0	33.0	38.7	64	71.1	26	28.9	2	2.2	21.0	23.6	21.0
1930	90	0	84	5	1	0	0	1930	0	0	0	0	0	0	0	0	0	0	0	0	0	0	33.0	38.4	79	66.4	35	29.4	4	3.4	36.1	40.5	36.1
1945	119	3	111	4	1	0	0	1945	0	0	0	0	0	0	0	0	0	0	0	0	0	0	32.1	36.1	67	68.4	17	17.4	1	1.0	29.0	32.6	29.0
2000	98	3	87	6	0	2	0	2000	0	0	0	0	0	0	0	0	0	0	0	0	0	0	33.8	38.8	62	75.6	28	34.2	2	2.4	19.0	21.3	19.0
2015	82	2	78	1	1	0	0	2015	0	0	0	0	0	0	0	0	0	0	0	0	0	0	32.7	37.5	60	69.8	26	30.2	3	3.5	18.0	20.2	18.0
2030	86	1	79	3	2	1	0	2030	0	0	0	0	0	0	0	0	0	0	0	0	0	0	30.8	34.4	51	54.3	12	12.8	1	0.6	41.1	46.0	41.1
2045	94	0	85	7	0	0	0	2045	0	0	0	0	0	0	0	0	0	0	0	0	0	0	32.6	37.8	48	69.6	24	34.8	0	0.0	16.1	18.0	16.1
2100	69	0	63	6	0	0	0	2100	0	0	0	0	0	0	0	0	0	0	0	0	0	0	30.8	34.4	51	54.3	21	29.6	2	5.6	11.0	12.3	11.0
2115	71	0	68	3	0	0	0	2115	0	0	0	0	0	0	0	0	0	0	0	0	0	0	34.4	38.8	60	84.5	29	44.6	0	0.0	6.1	6.8	6.1
2130	65	1	59	4	1	0	0	2130	0	0	0	0	0	0	0	0	0	0	0	0	0	0	34.5	39.3	59	90.8	29	44.6	0	0.0	18.0	20.1	18.0
2145	48	0	47	1	0	0	0	2145	0	0	0	0	0	0	0	0	0	0	0	0	0	0	33.9	38.8	37	77.1	19	39.6	1	2.1	11.0	12.2	11.0
2200	47	0	40	5	1	1	0	2200	0	0	0	0	0	0	0	0	0	0	0	0	0	0	32.9	38.2	29	61.7	15	31.9	1	2.1	18.0	20.1	18.0
2215	55	0	54	1	0	0	0	2215	0	0	0	0	0	0	0	0	0	0	0	0	0	0	32.4	37.8	38	69.1	16	29.1	0	0.0	11.0	12.2	11.0
2230	37	0	33	4	0	0	0	2230	0	0	0	0	0	0	0	0	0	0	0	0	0	0	36.8	42.8	32	86.5	22	59.5	1	2.7	4.0	4.5	4.0
2245	22	0	19	2	0	1	0	2245	0	0	0	0	0	0	0	0	0	0	0	0	0	0	36.2	44.5	20	90.9	13	59.1	3	13.6	2.0	2.2	2.0
2300	24	0	22	0	0	0	0	2300	0	0	0	0	0	0	0	0	0	0	0	0	0	0	35.0	44.9	17	70.8	9	37.5	3	12.5	7.0	8.0	7.0
2315	19	0	18	0	1	0	0	2315	0	0	0	0	0	0	0	0	0	0	0	0	0	0	32.6	38.4	12	63.2	7	36.8	0	0.0	5.0	5.7	5.0
2330	20	1	18	1	1	0	0	2330	0	0	0	0	0	0	0	0	0	0	0	0	0	0	36.3	41.0	20	90.9	12	54.6	1	4.5	6.0	6.8	6.0
2345	10	0	9	1	0	0	0	2345	0	0	0	0	0	0	0	0	0	0	0	0	0	0	35.1 -		8	80.0	4	40.0	1	10.0	2.0	2.3	2.0
07-19	8603	88	7879	478	65	89	4	07-19	4	23	67	446	2820	3663	1324	221	22	11	1	0	0	0	31.3	35.7	5243	60.9	1580	18.4	35	0.4	2820	3663	1324
06-22	9950	105	9106	559	77	99	4	06-22	4	23	69	473	3087	4237	1664	321	49	21	1	1	1	0	31.6	36.1	6294	63.3	2057	20.7	72	0.7	3087	4237	1664
06-00	10186	105	9321	575	80	101	4	06-00	4	23	69	480	3140	4315	1728	345	54	26	1	1	0	0	31.7	36.2	6470	63.5	2155	21.2	82	0.8	3140	4315	1728
00-00	10518	109	9585	621	89	110	4	00-00	4	24	69	484	3172	4392	1862	405	70	34	1	1	0	0	31.8	36.5	6765	64.3	2373	22.6	106	1.0	3172	4392	1862

ALL

DIR 2

PROJECT 35202 Ashford, Kent
SITE 35202-001
LOCATION CHART ROAD
DIRECTION **WESTBOUND ←**
PSL 30mph

Tue 25 Apr
DAY 1

TIME	TOTAL	CLS 1	CLS 2	CLS 3	CLS 4	CLS 5	CLS 6	SPD1 0 10	SPD2 10 15	SPD3 15 20	SPD4 20 25	SPD5 25 30	SPD6 30 35	SPD7 35 40	SPD8 40 45	SPD9 45 50	SPD10 50 60	SPD11 60 70	SPD12 70 80	SPD13 80 90	SPD14 90 100	AVG	85%ile	PSL	PSL%	CLS 1 3S ACPO	CLS 1 3S DfT	CLS 2 4S ACPO	CLS 2 4S DfT
0000	28	0	24	0	3	1	0	0	0	0	2	0	7	4	1	0	0	0	0	0	0	32.0	38.1	21	75.0	10	35.7	0	0.0
0015	18	0	16	2	0	0	0	0	0	0	0	0	3	2	1	0	0	0	0	0	0	34.3	41.3	14	77.8	7	38.9	1	5.6
0030	13	0	12	0	1	0	0	0	0	0	0	0	4	0	1	0	0	0	0	0	0	33.5	38.5	9	69.2	6	46.2	1	7.7
0045	5	0	5	0	0	0	0	0	0	0	0	0	2	1	1	0	0	0	0	0	0	34.8	-	4	80.0	2	40.0	0	0.0
0100	14	0	11	0	2	1	0	0	0	0	0	0	1	1	1	0	0	0	0	0	0	32.4	35.8	13	92.9	2	14.3	0	0.0
0115	9	0	7	1	1	0	0	0	0	0	0	0	2	1	1	0	0	0	0	0	0	32.4	-	6	66.7	4	44.4	0	0.0
0130	5	0	5	0	1	0	0	0	0	0	0	0	0	0	0	0	0	0	0	0	0	33.5	-	3	100.0	3	33.3	0	0.0
0145	12	0	10	1	1	0	0	0	0	0	0	0	2	0	0	0	0	0	0	0	0	34.5	-	5	83.3	9	75.0	0	0.0
0200	7	0	6	1	0	0	0	0	0	0	0	0	2	1	1	0	0	0	0	0	0	36.4	39.7	10	83.3	9	75.0	0	0.0
0215	8	0	5	1	0	0	0	0	0	0	0	0	3	2	1	0	0	0	0	0	0	32.5	-	5	71.4	2	28.6	0	0.0
0230	8	0	5	1	0	0	0	0	0	0	0	0	2	1	1	0	0	0	0	0	0	40.5	-	8	100.0	6	75.0	2	25.0
0245	5	0	4	1	0	0	0	0	0	0	0	0	1	1	0	0	0	0	0	0	0	34.5	-	6	75.0	3	37.5	0	0.0
0300	5	0	4	1	0	0	0	0	0	0	0	0	2	1	1	0	0	0	0	0	0	34.1	-	4	80.0	2	40.0	0	0.0
0315	8	0	6	3	4	1	0	0	0	0	0	0	1	1	0	0	0	0	0	0	0	35.5	-	6	75.0	4	50.0	1	12.5
0330	11	0	6	3	2	0	0	0	0	0	0	0	1	1	0	0	0	0	0	0	0	36.4	39.8	11	100.0	7	63.6	0	0.0
0345	14	0	14	0	0	0	0	0	0	0	0	0	2	1	1	0	0	0	0	0	0	33.3	36.8	11	78.6	4	28.6	0	0.0
0400	10	0	8	1	1	0	0	0	0	0	0	0	2	0	0	0	0	0	0	0	0	34.8	-	8	80.0	4	40.0	0	0.0
0415	16	1	9	6	0	0	0	0	0	0	0	0	4	2	0	0	0	0	0	0	0	31.5	35.5	11	68.8	2	12.5	0	0.0
0430	28	0	22	3	0	0	0	0	0	0	0	0	2	1	0	0	0	0	0	0	0	34.9	38.3	26	92.9	14	50.0	2	7.1
0445	24	0	21	3	0	0	0	0	0	0	0	0	1	1	0	0	0	0	0	0	0	35.4	42.9	21	87.5	9	37.5	2	8.3
0500	25	0	18	5	1	0	0	0	0	0	0	0	1	1	0	0	0	0	0	0	0	33.6	40.1	17	68.0	9	36.0	0	0.0
0515	39	0	31	7	1	0	0	0	0	0	0	0	2	0	0	0	0	0	0	0	0	32.8	39.3	26	66.7	15	38.5	0	0.0
0530	52	0	44	5	3	0	0	0	0	0	0	0	2	0	0	0	0	0	0	0	0	35.0	40.0	43	82.7	23	44.2	4	7.7
0545	65	0	57	5	3	0	0	0	0	0	0	0	2	0	0	0	0	0	0	0	0	34.8	40.4	52	80.0	30	46.2	2	3.1
0600	64	0	58	3	1	0	0	0	0	0	0	0	2	0	0	0	0	0	0	0	0	34.4	39.4	56	87.5	24	37.5	0	0.0
0615	88	0	73	9	3	2	1	0	0	0	0	0	7	1	1	0	0	0	0	0	0	34.5	38.8	74	84.1	36	40.9	1	1.1
0630	125	0	90	4	5	2	1	0	0	0	0	0	13	1	1	0	0	0	0	0	0	31.3	36.5	75	60.0	31	24.8	2	1.6
0645	220	0	178	28	9	0	0	0	0	0	0	0	14	3	1	0	0	0	0	0	0	31.6	37.0	138	62.7	54	24.6	1	0.5
0700	210	1	167	32	6	4	0	0	0	0	0	0	13	5	1	0	0	0	0	0	0	30.0	34.3	96	45.7	24	11.4	2	1.0
0715	260	0	216	37	1	5	1	0	0	0	0	0	8	31	34	56	60	1	3	7	4	24.5	33.1	71	27.3	22	8.5	0	0.0
0730	282	1	232	35	3	11	0	0	0	0	0	0	14	60	43	58	51	1	4	5	2	22.5	31.6	56	19.9	14	5.0	4	1.4
0745	332	2	276	38	4	12	0	0	0	0	0	0	55	127	82	40	16	1	11	11	1	15.6	21.7	12	3.6	1	0.3	0	0.0
0800	320	0	284	27	3	5	1	0	0	0	0	0	9	106	75	57	50	2	9	9	1	19.3	27.7	23	7.2	4	1.3	0	0.0
0815	297	0	254	26	7	9	1	0	0	0	0	0	1	21	43	104	92	1	12	12	1	24.1	29.2	36	12.1	8	2.7	0	0.0
0830	245	1	209	25	3	7	0	0	0	0	0	0	2	1	20	57	99	0	0	0	0	27.1	32.1	66	26.9	13	5.3	0	0.0
0845	304	3	258	23	4	15	1	0	0	0	0	0	17	90	53	77	41	0	0	0	0	19.3	26.6	26	8.6	4	1.3	0	0.0
0900	240	3	203	19	7	8	0	0	0	0	0	0	7	43	43	34	58	0	0	0	0	22.9	31.1	55	22.9	5	2.1	0	0.0
0915	227	1	184	25	8	9	0	0	0	0	0	0	1	0	2	36	115	0	0	0	0	28.4	32.4	73	32.2	16	7.0	2	0.9
0930	215	2	178	25	5	5	0	0	0	0	0	0	1	1	9	22	94	0	0	0	0	29.0	33.6	89	41.4	18	8.4	0	0.0
0945	213	3	176	19	8	7	0	0	0	0	0	0	2	15	23	22	89	0	0	0	0	26.5	32.4	62	29.1	16	7.5	0	0.0
1000	220	1	191	16	6	6	0	0	0	0	0	0	1	12	6	26	86	0	0	0	0	28.3	34.1	87	39.6	15	9.5	0	0.0
1015	199	1	167	17	5	6	3	0	0	0	0	0	7	7	17	27	92	0	0	0	0	27.5	32.5	62	31.2	15	7.5	0	0.0
1030	191	3	152	24	9	3	0	0	0	0	0	0	0	0	1	17	26	1	1	1	0	29.2	33.4	69	36.1	11	8.9	0	0.0
1045	213	2	170	30	9	9	0	0	0	0	0	0	1	1	0	26	104	0	0	0	0	27.8	32.3	65	30.5	11	5.2	1	0.5
1100	220	1	185	20	11	3	0	0	0	0	0	0	0	0	10	26	118	0	0	0	0	28.0	31.6	66	30.0	6	2.7	0	0.0
1115	234	2	203	16	5	7	1	0	0	0	0	0	3	12	30	37	101	0	0	0	0	25.8	31.4	51	21.8	10	4.3	0	0.0
1130	196	1	171	14	5	5	0	0	0	0	0	0	0	2	15	42	85	0	0	0	0	27.3	31.9	52	26.5	13	6.6	0	0.0
1145	236	0	209	17	7	2	0	0	0	0	0	0	2	2	61	91	65	0	0	0	0	28.1	32.8	82	34.8	17	7.2	0	0.0
1200	232	3	202	20	5	5	0	0	0	0	0	0	1	21	53	87	92	0	0	0	0	27.0	32.1	70	30.2	12	5.2	0	0.0
1215	277	1	246	16	5	7	2	0	0	0	0	0	11	14	33	111	92	0	0	0	0	23.5	28.3	26	9.4	4	1.4	0	0.0
1230	294	3	205	22	3	1	0	0	0	0	0	0	2	33	14	30	94	0	0	0	0	25.7	32.4	61	26.1	13	5.6	0	0.0
1245	228	5	193	14	5	10	1	0	0	0	0	0	4	4	9	39	105	0	0	0	0	27.5	32.3	67	29.4	14	6.1	0	0.0
1300	236	1	206	17	6	6	0	0	0	0	0	0	2	7	14	86	62	0	0	0	0	26.3	32.4	65	27.5	14	5.9	1	0.4
1315	227	1	193	22	7	3	1	0	0	0	0	0	0	1	8	47	95	0	0	0	0	27.9	32.3	76	33.5	11	4.8	1	0.4
1330	245	4	209	16	5	9	2	0	0	0	0	0	10	6	17	66	104	0	0	0	0	27.3	32.3	58	23.7	9	3.7	0	0.0
1345	260	3	215	25	10	7	0	0	0	0	0	0	10	6	7	51	113	0	0	0	0	26.8	32.1	73	28.1	11	4.2	0	0.0
1400	286	1	252	15	5	12	1	0	0	0	0	0	26	87	76	21	48	0	0	0	0	18.8	27.8	28	9.8	5	1.7	1	0.4
1415	297	3	264	19	3	7	0	0	0	0	0	0	14	52	58	85	69	0	0	0	0	20.6	26.8	19	6.4	2	0.7	0	0.0
1430	285	7	246	19	4	9	0	0	0	0	0	0	1	7	29	55	122	0	0	0	0	26.4	31.5	71	24.9	11	3.9	0	0.0
1445	309	1	273	22	3	10	0	0	0	0	0	0	45	95	60	56	38	0	0	0	0	17.3	25.9	15	4.9	0	0.0	0	0.0
1500	262	2	228	24	2	6	0	0	0	0	0	0	2	28	41	77	72	0	0	0	0	23.8	30.1	42	16.0	8	3.1	0	0.0
1515	263	1	230	21	4	7	0	0	0	0	0	0	1	9	44	68	107	0	0	0	0	24.8	29.6	34	12.9	10	3.8	1	0.4
1530	284	0	246	22	5	10	1	0	0	0	0	0	30	51	51	56	73	0	0	0	0	20.6	28.2	23	8.1	5	1.8	1	0.4
1545	282	1	247	20	2	11	1	0	0	0	0	0	6	43	75	80	46	0	0	0	0	21.4	27.7	32	11.4	9	3.2	1	0.4
1600	282	3	233	30	10	4	2	0	0	0	0	0	40	55	53	44	68	0	0	0	0	19.5	28.2	22	7.8	2	0.7	0	0.0
1615	276	2	242	18	4	8	2	0	0	0	0	0	41	78	73	42	38	0	0	0	0	16.8	25.1	4	1.4	0	0.0	0	0.0
1630	267	2	243	16	1	5	0	0	0	0	0	0	24	84	47	53	38	0	0	0	0	18.6	27.2	21	7.9	1	0.4	0	0.0
1645	259	5	230	17	1	5	1	0	0	0	0	0	74	105	41	19	6	0	0	0	0	14.5	20.5	14	5.4	5	1.9	2	0.8
1700	254	3	222	13	2	11	3	0	0	0	0	0	82	96	52	11	5	0	0	0	0	13.2	17.1	8	3.2	3	1.0	0	0.0
1715	291	1	269	18	0	1	3	0	0	0	0	0	87	145	39	7	5	0	0	0	0	12.7	16.4	8	2.7	3	1.0	0	0.0
1730	273	1	251	12	0	9	0	0	0	0	0	0	75	101	40	24	20	0	0	0	0	14.8	22.1	13	4.8	2	0.7	0	0.0
1745	280	0	265	10	2	3	0	0	0	0	0	0	20	86	31	66	40	0	0	0	0	19.9	29.4	37	13.2	1	0.4	0	0.0
1800	280	1	255	20	1	3	0	0	0	0	0	0	0	2	22	48	124	0	0	0	0	27.7	32.1	84	30.0	25	8.9	2	0.7
1815	284	0	257	21	2	4	0	0	0	0	0	0	5	14	20	63	95	0	0	0	0	26.7	33.7	87	30.6	27	9.5	0	0.0
1830	244	2	219	19	1	3	0	0	0	0	0	0	0	0	14	107	94	0	0	0	0	30.5	34.5	123	50.4	29	11.9	3	1.2
1845	193	0	193	8	2	2	0	0	0	0	0	0	0	1	0	25	88	0	0	0	0	29.6	33.5	91	44.4	17	8.3	0	0.0
1900	232	0	212	15	3	2	0	0	0	0	0	0	4	5	6	16	60	0	0	0	0	29.7	34.2	104	44.8	30	12.9	0	0.0
1915	177	1	161	9	1	5	0	0	0	0	0	0	0	0	6	16	60	0	0	0	0	30.1	35.5	90	50.9	32	18.1	3	1.7
1930	188	0	179	6	2	1	0	0	0	0	0	0	0	0	6	15	83	0	0	0	0	31.1	35.3	99	52.7	33	17.6	3	1.6
1945	165	2	151	11	0	1	0	0	0	0	0	0	0	0	15	51	56	0	0	0	0	31.1	34.7	99	60.0	22	13.3	2	1.2
2000	161	1	146	12	1	2	0	0	0	0	0	0	2	18	54	54	54	0	0	0	0	30.2	35.5	85	52.8	28	16.8	2	0.6
2015	154	0	146	6	0	2	0	0	0	0	0	0	1	13	54	28	18.2	0	0	0	0	31.0	35.7	86	55.8	28	18.2	0	0.0
2030	130	2	120	5	5	3	0	0	0	0	0	0	4	36	36	26	20.0	2	1.5	2	2	32.2	35.8	90	69.2	26	16.3	0	0.0
2045	129	2	120	5	1	0	0	0	0	0	0	0	2	10	49	17	12.4	0	0.0	0	0	30.4	35.3	68	52.7	17	12.4	0	0.0
2100	137	0	125	6	1	0	0	0	0	0	0	0	1	17	55	17	16.3	0	0.0	0	0	29.9	34.6	64	46.7	17	12.4	0	0.0
2115	119	0	106	9	1	3	0	0	0	0	0	0	6	8	43	44	68	0	0	0	0	30.2	34.3	62	52.1	15	12.6	1	0.8
2130	116	1	100	11	1	3	0	0	0	0	0	0	2	7	29	42	38	0	0	0	0	31.9	36.2	78	67.2	25	21.6	3	2.6
2145	101	0	91	7	0	3	0	0	0	0	0	0	5	11	29	53	38	0	0	0	0	33.6	38.8	85	84.2	35	34.7	2	2.0
2200	114	3	105	4	0	2	0	0	0	0	0	0	19	19	40	35.1	4	0	0	0	0	34.3	38.6	95	83.3	40	35.1	4	3.5
2215	92	1	83	5	1	2	0	0	0	0	0	0	22	22	24	26.1	0	0	0	0	0	33.0	37.8	70	76.1	24	26.1	0	0.0
2230	68	1	66	2	0	4	0	0	0	0	0	0	13	12	12	13	34	0	0	0	0	33.9	36.9	52	76.5	18	26.5	4	5.9
2245	59	0	53	2	0	0	0	0	0	0	0	0	7	5	11	22	51	0	0	0	0	34.5	39.9	39	84.8	17	37.0	1	2.2
2300	46	0	45	1	0	0	0	0	0	0	0	0	5	7	29	46.2	0	0	0	0	0	33.5	38.5	27	81.8	10	30.3	0	0.0
2315	33	1	27	3	1	1	0	0	0	0	0	0	1	5	19	29.0	0	0	0	0	0	32.8	38.5	11	73.7	11	29.0	0	0.0
2330	38	0	35	0	0	3	0	0	0	0	0	0	0	6	12	40.0	0	0	0	0	0	32.7	37.1	13	65.0	8	40.0	0	0.0
2345	20	0	17	2	0	1	0	0	0	0	0	0	1	7	5	6	0	0	0	0	0	32.7	37.1	13	65.0	8	40.0	0	0.0
07-19	12256	85	10619	1001	206	317	28	722	1733	1492	2259	3579	1954	439	54	15	3	3	1	1	0	23.3	31.1	2471	20.2	517	4.2	24	0.2
06-22	14562	93	12675	1167	230	366	31	722	1739	1524	2436	4317	2851	802	126	32	7	3	1	1	0	24.6	32.3	3824	26.3	973	6.7	45	0.3
06-00	15032	99	13106	1185	232	379	31	722	1739	1524	2446	4409	3069	905	161	38	12	4	1	1	0	24.8	32.7	192	27.9	1123	7.5	57	0.4
00-00	15465	101	13455	1236	253	388	32	722	1740	1528	2459	4479	3234	1031	200	52	13	4	1	1	0	25.1	33.0	4537	29.3	1303	8.4	72	0.5

ALL VEHICLES	TOTAL
Mcycles	CLASS 1
Cars, taxis, 4WD	CLASS 2
LGV	CLASS 3
OGV1	CLASS 4
OGV2	CLASS 5
PSV	CLASS 6
	TIME
0 - 10 mph	0-10mph
10 - 15 mph	10-15mph
15 - 20 mph	15-20mph
20 - 25 mph	20-25mph
25 - 30 mph	25-30mph
30 - 35 mph	30-35mph
35 - 40 mph	35-40mph
40 - 45 mph	40-45mph
45 - 50 mph	45-50mph
50 - 60 mph	50-60mph
60 - 70 mph	60-70mph
70 - 80 mph	70-80mph
80 - 90 mph	80-90mph
90 - 100 mph	90mph+
AVG SPD	AVG SPD
85%ile	85%ile
> 30mph	PSL SPEEDING
% > 30mph	PSL% SPEEDING
	ACPO SPEEDING
	ACPO% SPEEDING
	DfT SPEEDING
	DfT% SPEEDING

DIR 2

PROJECT 35202 Ashford, Kent
SITE 35202-001
LOCATION CHART ROAD
DIRECTION **WESTBOUND ←**
PSL 30mph

Wed 26 Apr
DAY 2

Time	Total	Cls 1	Cls 2	Cls 3	Cls 4	Cls 5	Cls 6	Fix1	Time	Vbin 0 10	Vbin 10 15	Vbin 15 20	Vbin 20 25	Vbin 25 30	Vbin 30 35	Vbin 35 40	Vbin 40 45	Vbin 45 50	Vbin 50 60	Vbin 60 70	Vbin 70 80	Vbin 80 90	Vbin 90 100	Mean	V85	jPSL 30	jPSL% 30	ACPO	ACPO%	DfT	DfT%
0000	21	0	20	0	0	0	0	0000	0000	0	0	0	0	0	7	4	1	1	0	0	0	0	0	34.0	39.9	14	66.7	7	33.3	2	9.5
0015	11	0	9	1	0	1	0	0015	0015	0	0	0	0	0	7	1	1	0	0	0	0	0	0	33.7	42.9	10	90.9	3	27.3	1	9.1
0030	16	0	16	0	0	0	0	0030	0030	0	0	0	0	0	8	3	0	0	0	0	0	0	0	33.3	38.9	12	75.0	4	25.0	1	6.3
0045	9	0	7	1	1	0	0	0045	0045	0	0	0	0	0	6	0	0	0	0	0	0	0	0	34.4 -		8	88.9	2	22.2	0	0.0
0100	39	1	32	2	3	1	1	0100	0100	0	0	0	0	0	6	2	0	0	0	0	0	0	0	34.6	39.0	33	84.6	13	35.9	3	7.7
0115	16	1	12	1	1	0	0	0115	0115	0	0	0	0	0	8	5	0	0	0	0	0	0	0	31.8	37.0	8	50.0	3	18.8	0	0.0
0130	11	0	11	0	0	0	0	0130	0130	0	0	0	0	0	2	1	0	0	0	0	0	0	0	35.2	43.5	9	81.8	5	45.5	0	0.0
0145	6	0	5	1	0	0	0	0145	0145	0	0	0	0	0	2	0	0	0	0	0	0	0	0	33.1 -		5	83.3	2	33.3	0	0.0
0200	12	0	11	0	0	1	0	0200	0200	0	0	0	0	0	1	0	0	0	0	0	0	0	0	38.1	44.8	10	83.3	7	58.3	1	8.3
0215	7	0	5	1	1	0	0	0215	0215	0	0	0	0	0	1	1	0	0	0	0	0	0	0	34.7 -		6	85.7	2	28.6	1	14.3
0230	6	0	5	0	0	1	0	0230	0230	0	0	0	0	0	1	1	0	0	0	0	0	0	0	36.2 -		5	83.3	2	33.3	1	16.7
0245	12	0	11	0	0	0	0	0245	0245	0	0	0	0	0	3	3	0	0	0	0	0	0	0	31.9	34.4	9	75.0	1	8.3	0	0.0
0300	10	0	6	4	0	0	0	0300	0300	0	0	0	0	0	2	1	0	0	0	0	0	0	0	36.4 -		8	80.0	7	70.0	4	30.8
0315	13	0	9	3	1	0	0	0315	0315	0	0	0	0	0	1	1	0	0	0	0	0	0	0	44.6	77.2	12	92.3	9	69.2	0	0.0
0330	12	0	8	4	0	0	0	0330	0330	0	0	0	0	0	1	1	0	0	0	0	0	0	0	36.1	43.4	11	91.7	7	58.3	0	0.0
0345	10	0	7	0	1	1	0	0345	0345	0	0	0	0	0	7	4	0	0	0	0	0	0	0	28.7 -		3	30.0	0	0.0	0	0.0
0400	14	0	13	0	1	0	0	0400	0400	0	0	0	0	0	4	2	0	0	0	0	0	0	0	35.3	46.8	10	71.4	4	28.6	2	14.3
0415	9	1	5	2	1	1	0	0415	0415	0	0	0	0	0	2	1	0	0	0	0	0	0	0	34.7 -		7	77.8	4	44.4	0	0.0
0430	20	0	15	1	3	1	0	0430	0430	0	0	0	0	0	3	3	0	0	0	0	0	0	0	36.2	45.0	17	85.0	12	60.0	3	15.0
0445	24	0	18	5	0	0	0	0445	0445	0	0	0	0	0	4	4	0	0	0	0	0	0	0	34.6	41.1	20	83.3	11	45.8	0	0.0
0500	29	1	22	4	2	0	0	0500	0500	0	0	0	0	0	6	2	0	0	0	0	0	0	0	34.4	37.9	27	93.1	8	27.6	1	3.4
0515	34	0	26	3	3	1	0	0515	0515	0	0	0	0	0	5	2	0	0	0	0	0	0	0	33.7	38.3	27	79.4	13	38.2	1	2.9
0530	40	0	34	5	1	0	0	0530	0530	0	0	0	0	0	5	1	0	0	0	0	0	0	0	34.7	39.6	35	87.5	18	45.0	0	0.0
0545	67	1	58	5	1	0	0	0545	0545	0	0	0	0	0	5	1	0	0	0	0	0	0	0	33.7	40.0	46	68.7	28	41.8	5	7.5
0600	76	1	68	5	2	0	0	0600	0600	0	0	0	0	0	1	1	0	0	0	0	0	0	0	34.5	40.5	62	81.6	33	43.4	2	2.6
0615	103	0	87	13	1	1	0	0615	0615	0	0	0	0	0	1	1	0	0	0	0	0	0	0	32.4	37.3	72	69.9	28	27.2	0	0.0
0630	125	0	102	12	3	7	1	0630	0630	0	0	0	0	0	1	1	0	0	0	0	0	0	0	31.5	36.0	76	60.8	22	17.6	1	0.8
0645	172	1	149	19	1	2	0	0645	0645	0	0	0	0	0	5	2	0	0	0	0	0	0	0	31.6	35.6	115	66.9	34	19.8	1	0.6
0700	222	0	184	27	8	3	0	0700	0700	0	0	0	0	0	5	2	0	0	0	0	0	0	0	29.4	33.9	103	46.4	24	10.8	0	0.0
0715	258	1	216	32	3	4	2	0715	0715	6	12	43	71	74	47	5	0	0	0	0	0	0	0	24.5	31.1	52	20.2	5	1.9	0	0.0
0730	291	1	255	24	6	5	0	0730	0730	21	30	44	80	65	74	14	0	0	0	0	0	0	0	23.0	30.4	51	17.5	19	6.5	0	0.0
0745	322	5	287	8	7	15	0	0745	0745	56	158	60	23	15	65	32	14	0	0	0	0	0	0	14.6	20.0	10	3.1	1	0.3	0	0.0
0800	308	1	272	18	4	13	0	0800	0800	26	68	82	96	20	28	13	1	0	0	0	0	0	0	18.6	23.9	16	5.2	3	1.0	1	0.3
0815	296	0	258	16	3	19	0	0815	0815	22	83	78	82	20	20	13	2	0	0	0	0	0	0	18.2	24.9	15	5.1	2	0.7	0	0.0
0830	266	0	238	16	4	8	0	0830	0830	1	32	43	82	84	21	1	2	0	0	0	0	0	0	23.1	28.4	24	9.0	3	1.1	0	0.0
0845	287	2	248	19	6	11	1	0845	0845	48	127	52	43	10	28	10	0	0	0	0	0	0	0	15.0	21.8	7	2.4	3	0.3	0	0.0
0900	242	2	211	22	3	4	0	0900	0900	9	40	26	13	91	50	12	0	0	0	0	0	0	0	24.5	31.9	63	26.0	13	5.4	1	0.4
0915	222	1	187	22	8	2	2	0915	0915	1	14	72	85	85	42	7	0	0	0	0	0	0	0	26.3	30.8	49	22.1	7	3.2	0	0.0
0930	212	0	185	19	5	2	1	0930	0930	2	16	41	85	85	63	5	2	0	0	0	0	0	0	27.3	31.9	68	32.1	5	2.4	0	0.0
0945	219	2	186	16	10	5	0	0945	0945	1	0	6	39	100	71	8	0	0	0	0	0	0	0	28.6	32.5	79	36.1	8	3.7	0	0.0
1000	204	0	172	23	7	1	1	1000	1000	5	2	0	31	98	53	9	0	0	0	0	0	0	0	27.7	32.2	63	30.9	12	4.9	0	0.0
1015	192	1	167	19	1	4	0	1015	1015	1	0	4	31	95	52	12	0	0	0	0	0	0	0	28.7	32.9	64	33.3	12	6.3	0	0.0
1030	195	1	172	17	5	4	0	1030	1030	0	0	0	11	88	58	8	0	0	0	0	0	0	0	28.3	32.1	65	33.3	8	4.1	0	0.0
1045	201	1	172	23	4	1	0	1045	1045	0	0	0	11	97	52	11	0	0	0	0	0	0	0	26.9	31.0	41	20.4	11	5.5	0	0.0
1100	230	1	206	13	4	6	0	1100	1100	1	8	32	51	98	40	7	0	0	0	0	0	0	0	25.5	30.2	40	17.4	5	2.2	1	0.4
1115	225	2	194	17	6	6	0	1115	1115	7	10	13	61	97	40	9	0	0	0	0	0	0	0	25.3	30.3	37	16.4	9	4.0	0	0.0
1130	212	1	183	20	5	3	0	1130	1130	0	3	24	40	83	62	14	0	0	0	0	0	0	0	26.9	32.2	62	29.3	14	6.6	0	0.0
1145	230	0	201	16	5	7	1	1145	1145	0	4	7	59	108	52	12	0	0	0	0	0	0	0	27.1	31.2	52	26.6	12	5.3	0	0.0
1200	228	1	200	17	3	2	1	1200	1200	1	4	12	58	105	48	12	0	0	0	0	0	0	0	26.6	31.2	48	21.1	12	5.3	0	0.0
1215	235	0	211	19	3	2	0	1215	1215	0	0	4	43	121	67	13	2	0	0	0	0	0	0	28.0	32.1	67	28.5	6	2.6	0	0.0
1230	235	0	210	19	4	0	1	1230	1230	1	0	4	48	115	67	9	3.8	0	0.0	0	0	0	0	28.0	32.0	67	28.5	9	3.8	0	0.0
1245	248	1	211	21	14	0	1	1245	1245	2	12	16	47	126	47	8	3.2	1	0.4	0	0	0	0	26.1	30.6	47	19.0	1	0.4	0	0.0
1300	259	1	237	12	5	4	0	1300	1300	0	30	34	64	85	44	11	9.1	0	0.0	0	0	0	0	24.1	30.5	44	17.0	4	1.7	0	0.0
1315	245	1	219	17	5	3	0	1315	1315	0	1	9	55	114	66	9	3.7	0	0.0	0	0	0	0	27.4	31.3	66	26.9	9	3.7	0	0.0
1330	214	3	184	22	4	0	0	1330	1330	0	8	25	74	100	47	7	3.3	0	0.0	0	0	0	0	27.4	31.0	47	22.0	7	3.3	0	0.0
1345	254	1	220	17	6	8	2	1345	1345	1	25	80	120	103	46	6	2.4	0	0.0	0	0	0	0	25.7	30.6	46	18.1	6	2.4	0	0.0
1400	264	1	230	24	5	4	0	1400	1400	2	5	29	52	103	32	6	2.4	0	0.0	0	0	0	0	25.1	29.3	32	12.1	4	1.3	0	0.0
1415	285	2	213	26	7	6	0	1415	1415	1	28	29	90	126	44	4	1.9	0	0.0	0	0	0	0	24.6	30.3	42	16.5	6	2.4	0	0.0
1430	299	3	264	16	5	11	0	1430	1430	7	6	26	90	126	44	4	1.9	0	0.0	0	0	0	0	25.1	29.9	44	14.7	4	1.3	0	0.0
1445	280	1	223	23	3	10	0	1445	1445	7	57	34	68	61	33	12.7	5	1.9	0	0.0	0	0	0	21.9	29.3	33	12.7	5	1.9	0	0.0
1500	280	2	231	15	6	6	0	1500	1500	0	1	8	63	140	48	18.5	15	5.8	0	0.0	0	0	0	27.1	30.8	48	18.5	15	5.8	0	0.0
1515	292	2	273	9	3	5	0	1515	1515	25	83	50	50	56	28	9.6	5	1.7	0	0.0	0	0	0	19.5	28.7	28	9.6	5	1.7	0	0.0
1530	220	4	198	10	5	5	2	1530	1530	79	70	29	22	14	6	2.7	1	0.5	1	0.5	0	0	0	13.8	22.5	9	3.3	2	0.7	2	0.7
1545	221	3	205	7	1	5	0	1545	1545	82	90	49	28	18	9	3.3	2	0.7	0	0.0	1	0	0	15.2	23.3	15	6.8	4	1.8	2	0.7
1600	276	2	261	6	1	6	0	1600	1600	55	83	41	15	12	3	2.9	1	0.4	0	0.0	0	0	0	9.0	10.1	3	2.9	1	0.4	0	0.0
1615	104	2	98	2	0	0	0	1615	1615	89	7	0	0	5	0	0	0	0	0	0	0	0	0	14.0	19.3	8	3.4	1	0.4	0	0.0
1630	234	2	216	5	4	6	1	1630	1630	69	76	62	11	8	9	5.2	3	1.2	0	0.0	0	0	0	14.2	21.8	13	5.2	3	1.2	0	0.0
1645	252	3	227	14	1	4	3	1645	1645	96	66	45	23	9	4	2.1	1	0.5	0	0.0	0	0	0	12.0	19.8	4	2.1	1	0.5	0	0.0
1700	190	2	178	5	2	2	1	1700	1700	105	41	17	15	8	9	3.4	1	0.4	0	0.0	0	0	0	12.1	17.1	9	3.4	1	0.4	0	0.0
1715	261	3	240	16	1	1	0	1715	1715	113	96	30	5	8	15	5.1	4	1.4	0	0.0	0	0	0	14.3	20.6	15	5.1	4	1.4	0	0.0
1730	294	2	266	14	2	9	1	1730	1730	81	119	45	17	17	12	4.1	4	1.4	0	0.0	0	0	0	15.3	21.7	17	5.4	2	0.6	1	0.3
1745	312	2	290	10	0	10	0	1745	1745	61	128	65	26	15	58	21.1	12	5.3	0	0.0	0	0	0	16.6	26.5	15	5.1	1	0.3	0	0.0
1800	297	0	259	25	4	8	1	1800	1800	70	85	41	46	40	43	15.7	12	4.4	0	0.0	0	0	0	25.5	31.9	68	25.9	21	8.0	0	0.0
1815	263	2	241	14	3	3	0	1815	1815	5	21	28	54	87	121	44.2	16	6.1	0	0.0	0	0	0	28.1	34.2	101	39.5	32	12.5	2	0.8
1830	256	2	236	14	3	1	0	1830	1830	5	19	7	34	90	94	29.2	15	5.9	4	1.7	0	0	0	29.2	34.7	103	44.2	29	12.5	4	1.7
1845	233	4	208	15	2	4	0	1845	1845	0	3	15	56	100	52	27.7	15	6.4	0	0.0	0	0	0	27.7	32.4	67	28.8	15	6.4	0	0.0
1900	191	1	171	9	7	3	0	1900	1900	0	0	4	15	66	52	30.6	24	12.6	0	0.0	0	0	0	30.6	34.4	106	55.5	24	12.6	0	0.0
1915	196	2	185	6	0	3	0	1915	1915	0	1	4	15	67	125	31.4	30	15.3	0	0.0	0	0	0	31.4	35.3	125	63.8	30	15.3	0	0.0
1930	176	1	173	1	0	0	0	1930	1930	0	2	6	50	43	118	31.9	33	18.8	1	0.6	0	0	0	31.8	35.6	118	67.1	33	18.8	1	0.6
1945	179	1	167	10	0	1	0	1945	1945	0	1	5	11	47	119	37.0	47	26.5	3	1.7	0	0	0	31.9	37.0	119	66.5	47	26.5	3	1.7
2000	162	0	150	10	0	2	0	2000	2000	0	0	2	69	140	91	56.2	23	14.2	2	1.2	0	0	0	31.3	34.6	91	56.2	23	14.2	2	1.2
2015	135	1	129	5	0	0	0	2015	2015	0	0	0	3	38	94	69.6	23	17.0	2	1.5	0	0	0	31.9	35.5	94	69.6	23	17.0	2	1.5
2030	115	0	103	7	0	1	0	2030	2030	0	0	0	10	45	76	66.1	15	12.2	1	0.9	0	0	0	31.9	34.6	76	66.1	15	12.2	1	0.9
2045	123	0	118	1	0	1	0	2045	2045	0	0	2	24	42	68	55.3	23	20.2	1	0.9	0	0	0	30.6	34.7	68	55.3	23	20.2	1	0.9
2100	114	1	104	6	0	3	0	2100	2100	0	1	4	21	21	60	58.3	10	9.7	0	0.0	0	0	0	31.0	37.0	71	62.3	10	9.7	0	0.0
2115	103	1	99	4	0	0	0	2115	2115	0	0	2	24	34	79	72.4	30	24.5	3	3.4	0	0	0	30.9	34.5	60	72.4	30	24.5	3	3.4
2130	87	1	84	1	0	0	0	2130	2130	0	0	1	42	21	79	78.2	21	20.8	1	0.9	0	0	0	32.6	36.2	79	78.2	21	20.8	1	0.9
2145	101	0	98	2	1	0	0	2145	2145	0	0	1	34	19	75	69.2	29	26.4	1	0.9	0	0	0	32.5	37.3	75	69.2	29	26.4	1	0.9
2200	110	0	107	1	0	2	0	2200	2200	0	0	0	21	34	57	75.0	19	25.0	2	2.6	0	0	0	33.0	37.2	57	75.0	19	25.0	2	2.6
2215	76	1	71	3	0	0	0	2215	2215	0	0	4	15	19	51	71.8	23	32.4	2	2.8	0	0	0	33.0	39.5	51	71.8	23	32.4	2	2.8
2230	71	0	67	4	0	0	0	2230	2230	1	0	0	9	15	36	80.0	9	20.0	1	2.2	0	0	0	32.6	37.7	36	80.0	9	20.0	1	2.2
2245	64	0	61	3	0	0	0	2245	2245	0	0	0	9	14	32	76.2	14	33.3	2	4.8	0	0	0	33.5	38.0	32	76.2	14	33.3	2	4.8
2300	45	0	43	1	1	0	0	2300	2315	0	0	0	7	9	25	78.1	8	25.0	3	9.4	0	0	0	33.9	37.7	25	78.1	8	25.0	3	9.4
2315	42	1	40	1	0	0	0	2315	2330	0	0	0	0	0	1162	1721	1313	2183	3410	16	0.1
2330	32	0	32	0	0	0	0	2330	2345	0	0	0	0	0	1162	1726	1341	2324	4143	28	0.2
2345	11795	74	10439	801	206	251	24	07-19	06-22	0	0	0	0	0	1163	1726	1341	2334	4274	29	0.3
07-19	14085	89	12547	918	227	278	26	06-22	06-00	0	0	0	0	0	1163	1726	1343	2340	4362	30	0.4
06-22	14626	91	13066	933	228	282	26	06-00	00-00	0	0	0	0	0	1163	1726	1343	2340	4362	30	0.5
06-00	15074	96	13430	977	249	293	29	00-00													
00-00																					

	DIR 2
ALL VEHICLES	TOTAL
Mcycles	CLASS 1
Cars, taxis, 4WD	CLASS 2
LGV	CLASS 3
OGV1	CLASS 4
OGV2	CLASS 5
PSV	CLASS 6
	TIME
0 - 10 mph	0-10mph
10 - 15 mph	10-15mph
15 - 20 mph	15-20mph
20 - 25 mph	20-25mph
25 - 30 mph	25-30mph
30 - 35 mph	30-35mph
35 - 40 mph	35-40mph
40 - 45 mph	40-45mph
45 - 50 mph	45-50mph
50 - 60 mph	50-60mph
60 - 70 mph	60-70mph
70 - 80 mph	70-80mph
80 - 90 mph	80-90mph
90 - 100 mph	90mph+
AVG SPD	AVG SPD
85%ile	85%ile
> 30mph	PSL SPEEDING
% > 30mph	PSL% SPEEDING
	ACPO SPEEDING
	ACPO% SPEEDING
	DfT SPEEDING
	DfT% SPEEDING

DIR 2

PROJECT 35202 Ashford, Kent
SITE 35202-001
LOCATION CHART ROAD
DIRECTION **WESTBOUND ←**
PSL 30mph

Thu 27 Apr
DAY 3

Time	--	Total	Cls 1	Cls 2	Cls 3	Cls 4	Cls 5	Cls 6	Fxd 1	Vbin 0 10	Vbin 10 15	Vbin 15 20	Vbin 20 25	Vbin 25 30	Vbin 30 35	Vbin 35 40	Vbin 40 45	Vbin 45 50	Vbin 50 60	Vbin 60 70	Vbin 70 80	Vbin 80 90	Vbin 90 100	Mean	V85	JPSL 30	JPSL% 30	PSL1 35	PSL1% 35	PSL2 45	PSL2% 45	DfT
0000		28	1	26	0	0	0	0	0000	0	0	0	0	0	0	0	0	0	0	0	0	0	0	33.3	36.6	21	75.0	21	39.3	1	3.6	1	3.6
0015		27	0	25	2	0	0	0	0015	0	0	0	0	0	0	0	0	0	0	0	0	0	0	34.9	44.8	17	63.0	11	40.7	3	11.1	3	11.1
0030		16	0	16	0	0	0	0	0030	0	0	0	0	0	0	0	0	0	0	0	0	0	0	35.8	42.8	14	87.5	8	50.0	1	6.3	2	12.5
0045		15	0	14	0	0	1	0	0045	0	0	0	0	0	0	0	0	0	0	0	0	0	0	34.3	42.0	11	73.3	5	33.3	0	0.0	4	26.7
0100		8	0	6	2	0	0	0	0100	0	0	0	0	0	0	0	0	0	0	0	0	0	0	34.1	-	6	75.0	4	50.0	0	0.0	2	25.0
0115		11	0	11	0	0	0	0	0115	0	0	0	0	0	0	0	0	0	0	0	0	0	0	34.3	38.3	9	81.8	4	36.4	0	0.0	2	18.2
0130		7	0	7	0	0	0	0	0130	0	0	0	0	0	0	0	0	0	0	0	0	0	0	31.4	-	3	42.9	1	14.3	0	0.0	4	57.1
0145		10	0	8	0	0	2	0	0145	0	0	0	0	0	0	0	0	0	0	0	0	0	0	32.0	-	7	70.0	3	30.0	0	0.0	1	10.0
0200		10	0	10	0	0	0	0	0200	0	0	0	0	0	0	0	0	0	0	0	0	0	0	36.0	-	10	100.0	5	50.0	0	0.0	1	10.0
0215		11	0	7	0	0	0	0	0215	0	0	0	0	0	0	0	0	0	0	0	0	0	0	36.7	41.0	11	100.0	6	54.6	1	9.1	2	18.2
0230		7	0	7	0	0	0	0	0230	0	0	0	0	0	0	0	0	0	0	0	0	0	0	40.6	-	7	100.0	7	100.0	2	28.6	0	0.0
0245		11	0	9	1	1	0	0	0245	0	0	0	0	0	0	0	0	0	0	0	0	0	0	33.7	40.0	7	63.6	4	36.4	1	9.1	4	36.4
0300		6	0	5	1	0	0	0	0300	0	0	0	0	0	0	0	0	0	0	0	0	0	0	35.8	-	6	100.0	2	33.3	0	0.0	4	66.7
0315		11	0	9	1	1	0	0	0315	0	0	0	0	0	0	0	0	0	0	0	0	0	0	33.8	39.7	9	81.8	5	45.5	0	0.0	1	9.1
0330		9	0	8	1	0	0	0	0330	0	0	0	0	0	0	0	0	0	0	0	0	0	0	30.4	-	7	77.8	4	44.4	0	0.0	1	11.1
0345		12	0	11	0	0	1	0	0345	0	0	0	0	0	0	0	0	0	0	0	0	0	0	31.1	34.4	7	58.3	0	0.0	0	0.0	5	41.7
0400		18	0	16	1	1	0	0	0400	0	0	0	0	0	0	0	0	0	0	0	0	0	0	34.1	42.6	14	77.8	4	22.2	0	0.0	4	22.2
0415		12	0	10	0	0	0	0	0415	0	0	0	0	0	0	0	0	0	0	0	0	0	0	31.2	35.2	10	83.3	2	16.7	0	0.0	2	16.7
0430		8	0	7	1	0	0	0	0430	0	0	0	0	0	0	0	0	0	0	0	0	0	0	36.0	41.5	26	92.9	13	46.4	2	7.1	1	3.6
0445		16	0	16	0	0	0	0	0445	0	0	0	0	0	0	0	0	0	0	0	0	0	0	35.1	38.6	28	96.6	12	41.4	1	3.4	1	3.4
0500		23	0	19	3	0	1	0	0500	0	0	0	0	0	0	0	0	0	0	0	0	0	0	34.1	41.0	16	69.6	9	39.1	1	4.3	6	26.1
0515		39	0	38	1	0	0	0	0515	0	0	0	0	0	0	0	0	0	0	0	0	0	0	33.9	38.8	33	84.6	19	48.7	0	0.0	4	10.3
0530		40	1	35	1	0	2	1	0530	0	0	0	0	0	0	0	0	0	0	0	0	0	0	32.9	37.4	29	72.5	11	27.5	0	0.0	2	5.0
0545		76	1	73	1	1	0	0	0545	0	0	0	0	0	0	0	0	0	0	0	0	0	0	34.3	38.5	65	85.5	32	42.1	1	1.3	11	14.5
0600		73	1	69	1	0	2	0	0600	0	0	0	0	0	0	0	0	0	0	0	0	0	0	33.0	37.9	59	80.8	25	34.3	0	0.0	18	30.5
0615		82	1	71	1	0	9	0	0615	0	0	0	0	0	0	0	0	0	0	0	0	0	0	33.4	38.3	64	78.1	25	30.5	2	2.4	16	19.5
0630		123	0	111	10	2	0	0	0630	0	0	0	0	0	0	0	0	0	0	0	0	0	0	33.9	38.3	104	84.6	43	35.0	2	1.6	66	53.7
0645		185	2	162	15	3	3	0	0645	0	0	0	0	0	0	0	0	0	0	0	0	0	0	31.6	35.2	117	63.2	30	16.2	1	0.5	87	47.0
0700		204	1	185	17	2	0	0	0700	0	0	0	0	0	0	0	0	0	0	0	0	0	0	29.9	34.1	95	46.6	18	8.8	0	0.0	77	37.7
0715		234	1	191	29	7	5	1	0715	0	0	0	0	0	0	0	0	0	0	0	0	0	0	27.0	31.5	65	27.8	5	2.1	0	0.0	60	25.6
0730		304	2	269	21	3	9	0	0730	0	0	0	0	0	0	0	0	0	0	0	0	0	0	24.0	30.4	55	18.1	11	3.6	0	0.0	44	14.5
0745		314	2	271	26	10	6	1	0745	0	0	0	0	0	0	0	0	0	0	0	0	0	0	21.5	28.3	31	9.9	6	1.9	0	0.0	25	8.1
0800		290	3	264	11	4	7	1	0800	0	0	0	0	0	0	0	0	0	0	0	0	0	0	23.7	29.8	40	13.8	8	2.8	0	0.0	23	8.0
0815		306	3	273	14	5	11	0	0815	0	0	0	0	0	0	0	0	0	0	0	0	0	0	17.2	25.0	14	4.6	3	1.0	0	0.0	23	7.5
0830		233	0	206	16	2	9	0	0830	0	0	0	0	0	0	0	0	0	0	0	0	0	0	24.4	30.5	40	17.2	1	0.4	0	0.0	39	16.7
0845		264	2	237	13	6	6	0	0845	0	0	0	0	0	0	0	0	0	0	0	0	0	0	25.2	31.5	52	19.7	9	3.4	0	0.0	55	20.8
0900		232	2	203	16	8	3	0	0900	0	0	0	0	0	0	0	0	0	0	0	0	0	0	28.7	32.5	76	32.8	9	3.9	0	0.0	47	17.8
0915		245	2	212	16	8	6	1	0915	0	0	0	0	0	0	0	0	0	0	0	0	0	0	27.4	32.2	78	31.8	14	5.7	1	0.4	46	18.8
0930		230	1	199	16	8	6	0	0930	0	0	0	0	0	0	0	0	0	0	0	0	0	0	26.6	30.7	47	20.4	3	1.3	0	0.0	43	18.7
0945		209	0	190	13	2	4	0	0945	0	0	0	0	0	0	0	0	0	0	0	0	0	0	27.1	31.5	55	26.3	8	3.8	0	0.0	45	21.5
1000		180	1	162	13	2	2	0	1000	0	0	0	0	0	0	0	0	0	0	0	0	0	0	29.3	33.7	73	40.6	21	5.0	0	0.0	82	45.6
1015		202	1	180	14	4	2	1	1015	0	0	0	0	0	0	0	0	0	0	0	0	0	0	28.5	32.5	71	35.2	10	5.0	0	0.0	82	40.6
1030		218	1	184	16	5	12	0	1030	0	0	0	0	0	0	0	0	0	0	0	0	0	0	25.0	31.7	44	20.2	10	4.6	1	0.5	44	20.2
1045		212	1	184	12	8	7	0	1045	0	0	0	0	0	0	0	0	0	0	0	0	0	0	29.1	33.2	81	38.2	16	7.5	0	0.0	98	46.2
1100		217	0	192	13	4	7	1	1100	0	0	0	0	0	0	0	0	0	0	0	0	0	0	25.7	31.5	52	24.0	6	2.8	0	0.0	62	29.5
1115		266	1	237	15	5	8	0	1115	0	0	0	0	0	0	0	0	0	0	0	0	0	0	21.9	32.1	57	21.4	10	3.8	0	0.0	47	17.9
1130		255	0	226	16	6	7	0	1130	0	0	0	0	0	0	0	0	0	0	0	0	0	0	25.6	30.4	45	17.7	2	0.8	0	0.0	99	37.5
1145		257	1	232	12	4	8	0	1145	0	0	0	0	0	0	0	0	0	0	0	0	0	0	25.1	30.4	42	16.3	4	1.6	0	0.0	108	42.1
1200		219	1	197	12	2	6	1	1200	0	0	0	0	0	0	0	0	0	0	0	0	0	0	25.8	30.9	41	18.7	8	3.7	1	0.5	95	44.4
1215		248	2	223	12	7	4	0	1215	0	0	0	0	0	0	0	0	0	0	0	0	0	0	25.5	30.8	53	21.4	3	1.2	0	0.0	111	44.6
1230		247	2	219	11	8	7	0	1230	0	0	0	0	0	0	0	0	0	0	0	0	0	0	25.3	30.7	48	19.4	7	2.8	0	0.0	105	42.3
1245		277	0	247	19	5	5	1	1245	0	0	0	0	0	0	0	0	0	0	0	0	0	0	25.7	30.9	54	19.5	9	3.2	0	0.0	97	38.9
1300		271	0	243	14	8	6	0	1300	0	0	0	0	0	0	0	0	0	0	0	0	0	0	24.7	29.0	24	8.9	2	0.7	0	0.0	96	35.4
1315		243	0	209	24	3	7	0	1315	0	0	0	0	0	0	0	0	0	0	0	0	0	0	25.5	30.8	49	20.2	3	1.2	0	0.0	98	40.3
1330		239	3	212	15	5	4	0	1330	0	0	0	0	0	0	0	0	0	0	0	0	0	0	27.0	31.1	60	25.1	9	3.8	0	0.0	90	37.5
1345		251	5	211	23	7	5	0	1345	0	0	0	0	0	0	0	0	0	0	0	0	0	0	25.9	31.7	64	25.5	11	4.4	0	0.0	101	42.1
1400		283	2	255	14	3	9	0	1400	0	0	0	0	0	0	0	0	0	0	0	0	0	0	20.6	29.2	31	11.0	5	1.8	2	0.7	108	38.2
1415		281	2	242	25	5	6	1	1415	0	0	0	0	0	0	0	0	0	0	0	0	0	0	23.3	29.2	28	10.0	3	1.1	0	0.0	108	38.5
1430		276	2	245	15	0	14	0	1430	0	0	0	0	0	0	0	0	0	0	0	0	0	0	18.8	26.6	8	2.9	1	0.4	0	0.0	59	21.0
1445		313	1	290	13	3	6	0	1445	0	0	0	0	0	0	0	0	0	0	0	0	0	0	17.8	24.8	16	5.1	2	0.6	0	0.0	84	26.8
1500		286	1	263	12	3	7	0	1500	0	0	0	0	0	0	0	0	0	0	0	0	0	0	20.7	28.2	22	7.7	1	0.4	0	0.0	84	29.4
1515		254	1	238	10	0	5	0	1515	0	0	0	0	0	0	0	0	0	0	0	0	0	0	26.1	30.4	46	18.1	5	2.0	0	0.0	116	45.7
1530		264	1	241	13	4	5	0	1530	0	0	0	0	0	0	0	0	0	0	0	0	0	0	23.0	29.4	29	11.0	3	1.1	0	0.0	77	29.2
1545		301	2	269	13	4	8	1	1545	0	0	0	0	0	0	0	0	0	0	0	0	0	0	18.1	23.5	7	2.3	2	0.7	0	0.0	18	6.0
1600		274	2	244	12	8	7	1	1600	0	0	0	0	0	0	0	0	0	0	0	0	0	0	21.3	29.2	35	12.8	2	0.7	0	0.0	59	21.5
1615		271	7	244	11	3	6	0	1615	0	0	0	0	0	0	0	0	0	0	0	0	0	0	19.8	28.5	22	8.1	2	0.7	1	0.4	59	21.8
1630		230	0	215	11	2	2	0	1630	0	0	0	0	0	0	0	0	0	0	0	0	0	0	27.0	31.4	51	22.2	10	4.3	0	0.0	105	45.7
1645		290	2	257	11	2	17	1	1645	0	0	0	0	0	0	0	0	0	0	0	0	0	0	16.1	21.6	10	3.4	1	0.4	0	0.0	13	4.5
1700		240	0	224	14	3	3	0	1700	0	0	0	0	0	0	0	0	0	0	0	0	0	0	13.1	19.7	3	1.3	1	0.4	0	0.0	14	5.8
1715		277	3	254	10	0	10	0	1715	0	0	0	0	0	0	0	0	0	0	0	0	0	0	16.8	25.5	22	7.9	4	1.4	0	0.0	20	7.9
1730		263	3	241	11	0	8	0	1730	0	0	0	0	0	0	0	0	0	0	0	0	0	0	22.2	30.5	50	19.0	7	2.7	0	0.0	68	26.7
1745		286	2	270	5	2	6	1	1745	0	0	0	0	0	0	0	0	0	0	0	0	0	0	12.4	16.3	12	4.2	2	0.7	0	0.0	43	16.9
1800		285	1	261	16	1	6	0	1800	0	0	0	0	0	0	0	0	0	0	0	0	0	0	19.2	28.7	32	11.2	3	1.1	0	0.0	63	22.1
1815		262	3	240	14	2	3	0	1815	0	0	0	0	0	0	0	0	0	0	0	0	0	0	26.9	30.7	56	21.4	13	5.0	1	0.4	109	38.2
1830		236	1	223	4	4	4	0	1830	0	0	0	0	0	0	0	0	0	0	0	0	0	0	28.2	32.0	72	30.5	7	3.0	1	0.4	116	41.4
1845		230	0	214	11	2	3	0	1845	0	0	0	0	0	0	0	0	0	0	0	0	0	0	26.3	31.7	59	25.7	8	3.5	0	0.0	79	34.3
1900		198	4	185	5	3	0	0	1900	0	0	0	0	0	0	0	0	0	0	0	0	0	0	30.2	33.7	91	46.0	23	11.6	0	0.0	91	46.0
1915		195	1	187	6	1	0	0	1915	0	0	0	0	0	0	0	0	0	0	0	0	0	0	30.3	34.1	95	48.7	23	11.8	2	1.0	80	41.0
1930		194	1	176	8	5	4	0	1930	0	0	0	0	0	0	0	0	0	0	0	0	0	0	30.1	34.6	105	54.1	25	12.9	1	0.5	67	34.5
1945		166	0	161	4	1	0	0	1945	0	0	0	0	0	0	0	0	0	0	0	0	0	0	30.3	33.5	85	51.2	14	8.4	1	0.6	72	43.4
2000		139	2	132	2	2	0	0	2000	0	0	0	0	0	0	0	0	0	0	0	0	0	0	32.0	36.1	103	74.1	25	18.0	2	1.4	53	38.1
2015		146	2	136	4	2	1	1	2015	0	0	0	0	0	0	0	0	0	0	0	0	0	0	30.2	34.4	81	55.5	15	10.3	0	0.0	53	36.6
2030		151	2	144	5	0	0	0	2030	0	0	0	0	0	0	0	0	0	0	0	0	0	0	31.7	35.8	89	58.9	30	19.9	0	0.0	58	38.4
2045		129	1	125	2	0	0	0	2045	0	0	0	0	0	0	0	0	0	0	0	0	0	0	30.5	34.7	67	51.9	16	12.4	0	0.0	54	41.9
2100		149	2	143	4	0	0	0	2100	0	0	0	0	0	0	0	0	0	0	0	0	0	0	30.3	34.0	72	48.3	13	8.7	0	0.0	73	48.3
2115		145	0	138	4	2	1	0	2115	0	0	0	0	0	0	0	0	0	0	0	0	0	0	28.9	33.3	56	38.6	7	4.8	0	0.0	70	48.3
2130		97	0	91	5	0	1	0	2130	0	0	0	0	0	0	0	0	0	0	0	0	0	0	29.9	34.0	45	46.4	7	7.2	0	0.0	42	43.3
2145		106	0	104	1	0	1	0	2145	0	0	0	0	0	0	0	0	0	0	0	0	0	0	30.4	34.4	56	52.8	2	1.9	0	0.0	47	44.3
2200		124	0	116	4	2	0	0	2200	0	0	0	0	0	0	0	0	0	0	0	0	0	0	31.4	36.7	80	64.5	24	19.4	0	0.0	41	33.9
2215		88	0	88	0	0	0	0	2215	0	0	0	0	0	0	0	0	0	0	0	0	0	0	31.0	34.7	53	60.2	12	13.6	0	0.0	33	37.5
2230		68	0	63	3	2	0	0	2230	0	0	0	0	0	0	0	0	0	0	0	0	0	0	31.4	35.2	42	61.8	11	16.2	1	1.5	24	35.3
2245		76	1	73	2	0	0	0	2245	0	0	0	0	0	0	0	0	0	0	0	0	0	0	30.3	35.3	38	50.0	12	15.8	1	1.3	27	35.5
2300		59	0	56	3	0	0	0	2300	0	0	0	0	0	0	0	0	0	0	0	0	0	0	32.8	38.1	39	66.1	17	28.8	2	3.4	20	34.5
2315		28	1	25	2	0	0	0	2315	0	0	0	0	0	0	0	0	0	0	0	0	0	0	32.5	36.7	17	60.7	8	28.6	1	3.6	11	39.3
2330		36	0	35	1	0	0	0	2330	0	0	0	0	0	0	0	0	0	0	0	0	0	0	31.7	35.3	25	69.4	6	16.7	0	0.0	8	22.2
2345		26	0	23	1	0	2	0	2345	0	0	0	0	0	0	0	0	0	0	0	0	0	0	31.9	34.8	16	61.5	3	11.5	0	0.0	10	38.5
07-19		12269	71	10987	695	192	308	16	07-19	687	1525	1383	2684	3873	3873	1803	276	27	6	3	0	2	0	0	23.3	30.4	2117	17.3	314	2.6	11	0.1
06-22		14547	89	13122	780	214	325	17	06-22	687	1525	1390	2817	4722	4722	2759	542	85	14	4	0	0	0	0	24.5	31.5	3406	23.4	647	4.4	20	0.1
06-00		15052	91	13601	795	217	331	17	06-00	687	1525	1392	2836	4896	4896	2976	616	99	17	6	0	2	0	0	24.7	31.8	3716	24.7	740	4.9	25	0.2
00-00		15516	96	14025	815	220	342	18	00-00	688	1527	1395	2843	4974	4974	3167	745	136	30	9	0	2	0	0	25.0	32.1	4089	26.4	922	5.9	41	0.3

ALL VEHICLES	TOTAL
Mcycles	CLASS 1
Cars, taxis, 4WD	CLASS 2
LGV	CLASS 3
OGV1	CLASS 4
OGV2	CLASS 5
PSV	CLASS 6
	TIME
0 - 10 mph	0-10mph
10 - 15 mph	10-15mph
15 - 20 mph	15-20mph
20 - 25 mph	20-25mph
25 - 30 mph	25-30mph
30 - 35 mph	30-35mph
35 - 40 mph	35-40mph
40 - 45 mph	40-45mph
45 - 50 mph	45-50mph
50 - 60 mph	50-60mph
60 - 70 mph	60-70mph
70 - 80 mph	70-80mph
80 - 90 mph	80-90mph
90 - 100 mph	90mph+
AVG SPD	AVG SPD
85%ile	85%ile
> 30mph	PSL SPEEDING
% > 30mph	PSL% SPEEDING
	ACPO SPEEDING
	ACPO% SPEEDING
	DfT SPEEDING
	DfT% SPEEDING

DIR 2

PROJECT 35202 Ashford, Kent
SITE 35202-001
LOCATION CHART ROAD
DIRECTION **WESTBOUND ←**
PSL 30mph

Fri 28 Apr

DAY 4

	TOTAL	CLASS 1	CLASS 2	CLASS 3	CLASS 4	CLASS 5	CLASS 6		TIME	0-10mph	10-15mph	15-20mph	20-25mph	25-30mph	30-35mph	35-40mph	40-45mph	45-50mph	50-60mph	60-70mph	70-80mph	80-90mph	90mph+	AVG SPD	85%ile	PSL SPEEDING	PSL % SPEEDING	ACPO SPEEDING	ACPO% SPEEDING	DfT SPEEDING	DfT% SPEEDING
	ALL VEHICLES	Mcycles	Cars, taxis, 4WD	LGV	OGV1	OGV2	PSV			0 - 10 mph	10 - 15 mph	15 - 20 mph	20 - 25 mph	25 - 30 mph	30 - 35 mph	35 - 40 mph	40 - 45 mph	45 - 50 mph	50 - 60 mph	60 - 70 mph	70 - 80 mph	80 - 90 mph	90 - 100 mph	AVG SPD	85%ile	> 30mph	% > 30mph				

	Total	Cls 1	Cls 2	Cls 3	Cls 4	Cls 5	Cls 6	Fix1	Time [--	Vbin 0 10	Vbin 10 15	Vbin 15 20	Vbin 20 25	Vbin 25 30	Vbin 30 35	Vbin 35 40	Vbin 40 45	Vbin 45 50	Vbin 50 60	Vbin 60 70	Vbin 70 80	Vbin 80 90	Vbin 90 100	Mean	Vpp 85	]PSL 30	]PSL% 30	]SL1 35 ACPO	]SL1% 35 ACPO	]SL2 45 DFT	]SL2% 45 DFT
0000	32	0	29	3	0	0	0		0000	0	0	0	0	5	18	3	5	1	0	0	0	0	0	34.1	40.8	27	84.4	9	28.1	1	3.1
0015	25	0	21	2	0	2	0		0015	0	0	0	0	4	14	6	0	1	0	0	0	0	0	33.1	37.1	21	84.0	7	28.0	1	4.0
0030	14	0	14	0	0	0	0		0030	0	0	0	0	5	5	3	1	0	0	0	0	0	0	32.6	37.1	9	64.3	4	28.6	0	0.0
0045	11	0	10	0	1	0	0		0045	0	0	0	0	1	5	5	0	0	0	0	0	0	0	33.9	37.8	10	90.9	5	45.5	0	0.0
0100	15	0	13	1	1	0	0		0100	0	0	0	0	4	5	5	0	1	0	0	0	0	0	33.7	38.2	11	73.3	6	40.0	1	6.7
0115	14	1	12	1	0	0	0		0115	0	0	0	0	1	7	5	1	0	0	0	0	0	0	34.9	39.2	13	92.9	6	42.9	0	0.0
0130	19	0	18	0	1	0	0		0130	0	0	0	0	5	8	3	2	1	0	0	0	0	0	33.8	41.0	14	73.7	6	31.6	1	5.3
0145	19	0	16	1	0	2	0		0145	0	0	0	0	4	8	5	0	1	1	0	0	0	0	35.3	39.3	15	79.0	7	36.8	2	10.5
0200	8	0	8	0	0	0	0		0200	0	0	0	0	1	6	1	0	0	0	0	0	0	0	32.1	-	7	87.5	1	12.5	0	0.0
0215	8	0	7	1	0	0	0		0215	0	0	0	0	0	4	3	1	0	0	0	0	0	0	35.4	-	8	100.0	4	50.0	0	0.0
0230	8	0	4	3	0	1	0		0230	0	0	0	0	0	3	4	0	1	0	0	0	0	0	36.1	-	8	100.0	5	62.5	1	12.5
0245	8	0	7	1	0	0	0		0245	0	0	0	0	1	3	3	0	1	0	0	0	0	0	35.5	-	7	87.5	4	50.0	1	12.5
0300	6	0	6	0	0	0	0		0300	0	0	0	0	4	1	1	0	0	0	0	0	0	0	30.1	-	2	33.3	1	16.7	0	0.0
0315	10	0	9	1	0	0	0		0315	0	0	0	0	2	3	3	1	1	0	0	0	0	0	34.8	-	8	80.0	5	50.0	1	10.0
0330	13	0	9	0	3	1	0		0330	0	0	0	0	1	7	4	1	0	0	0	0	0	0	34.0	38.1	12	92.3	5	38.5	0	0.0
0345	11	0	11	0	0	0	0		0345	0	0	0	0	2	4	3	1	1	0	0	0	0	0	35.3	42.8	9	81.8	5	45.5	1	9.1
0400	17	0	17	0	0	0	0		0400	0	0	0	0	3	7	5	2	0	0	0	0	0	0	34.9	39.9	14	82.4	7	41.2	0	0.0
0415	8	0	8	0	0	0	0		0415	0	0	0	0	3	3	2	0	0	0	0	0	0	0	31.2	-	5	62.5	2	25.0	0	0.0
0430	17	0	15	0	0	2	0		0430	0	0	0	0	3	8	3	3	0	0	0	0	0	0	34.2	41.0	14	82.4	6	35.3	0	0.0
0445	20	0	16	3	1	0	0		0445	0	0	0	0	2	12	2	2	2	0	0	0	0	0	35.6	40.9	18	90.0	6	30.0	2	10.0
0500	31	0	26	2	0	3	0		0500	0	0	0	0	2	13	13	3	0	0	0	0	0	0	35.2	39.0	29	93.6	16	51.6	0	0.0
0515	25	0	23	1	1	0	0		0515	0	0	0	1	2	15	5	2	0	0	0	0	0	0	33.5	36.1	22	88.0	7	28.0	0	0.0
0530	51	0	45	5	1	0	0		0530	0	0	0	1	13	23	11	2	1	0	0	0	0	0	32.5	36.8	37	72.6	14	27.5	1	2.0
0545	72	1	64	6	0	1	0		0545	0	1	0	3	20	30	14	3	1	0	0	0	0	0	32.0	37.6	48	66.7	18	25.0	1	1.4
0600	65	2	58	2	2	1	0		0600	1	0	1	0	8	25	22	6	1	1	0	0	0	0	34.3	39.7	55	84.6	30	46.2	2	3.1
0615	79	0	64	11	2	2	0		0615	0	0	2	1	2	26	41	5	2	0	0	0	0	0	35.4	38.5	74	93.7	48	60.8	2	2.5
0630	116	1	94	18	3	0	0		0630	1	0	0	2	16	51	33	10	2	1	0	0	0	0	33.9	39.2	97	83.6	46	39.7	3	2.6
0645	193	3	156	20	6	8	0		0645	1	10	7	14	57	75	23	6	0	0	0	0	0	0	29.6	35.3	104	53.9	29	15.0	0	0.0
0700	212	0	175	27	5	4	1		0700	0	0	3	8	75	100	22	4	0	0	0	0	0	0	31.0	34.7	126	59.4	26	12.3	0	0.0
0715	223	2	174	32	9	6	0		0715	0	6	8	14	84	86	21	3	0	0	1	0	0	0	29.7	34.4	111	49.8	25	11.2	1	0.4
0730	277	0	236	23	5	13	0		0730	11	42	47	38	93	37	9	0	0	0	0	0	0	0	23.1	30.6	46	16.6	9	3.2	0	0.0
0745	319	0	271	33	9	4	2		0745	16	34	72	101	74	19	1	0	0	2	0	0	0	0	21.7	28.3	22	6.9	3	0.9	2	0.6
0800	280	1	244	20	4	11	0		0800	0	25	72	91	73	17	2	0	0	0	0	0	0	0	22.4	28.1	19	6.8	2	0.7	0	0.0
0815	302	1	261	27	4	8	1		0815	5	27	74	86	86	23	1	0	0	0	0	0	0	0	22.5	27.8	24	7.9	1	0.3	0	0.0
0830	258	1	224	17	6	8	2		0830	11	41	68	59	52	27	0	0	0	0	0	0	0	0	21.1	28.7	27	10.5	0	0.0	0	0.0
0845	292	1	238	33	6	14	0		0845	15	72	64	79	36	23	3	0	0	0	0	0	0	0	19.7	27.0	26	8.9	3	1.0	0	0.0
0900	236	1	196	29	3	5	2		0900	39	42	16	28	59	39	11	2	0	0	0	0	0	0	21.7	32.3	52	22.0	13	5.5	0	0.0
0915	232	1	195	20	12	4	0		0915	0	0	6	43	100	70	10	3	0	0	0	0	0	0	28.5	33.1	83	35.8	13	5.6	0	0.0
0930	194	1	166	22	4	1	0		0930	0	3	18	24	54	65	25	5	0	0	0	0	0	0	29.0	35.1	95	49.0	30	15.5	0	0.0
0945	250	1	213	25	5	4	2		0945	11	26	22	41	80	58	11	1	0	0	0	0	0	0	25.1	32.5	70	28.0	12	4.8	0	0.0
1000	229	2	182	30	7	8	0		1000	0	4	21	34	94	63	9	1	1	0	2	0	0	0	27.7	32.2	76	33.2	13	5.7	3	1.3
1015	212	2	183	18	8	1	0		1015	0	0	0	19	87	81	19	5	1	0	0	0	0	0	30.2	33.6	106	50.0	25	11.8	1	0.5
1030	213	2	177	27	5	1	1		1030	0	0	7	21	71	94	18	1	0	0	0	1	0	0	30.1	34.4	114	53.5	20	9.4	1	0.5
1045	247	1	208	26	7	5	0		1045	1	11	39	64	77	42	12	1	0	0	0	0	0	0	25.2	31.6	55	22.3	13	5.3	0	0.0
1100	221	2	186	19	7	7	0		1100	0	0	3	40	111	60	7	0	0	0	0	0	0	0	28.0	31.2	67	30.3	7	3.2	0	0.0
1115	231	1	201	22	6	1	0		1115	0	0	2	31	116	72	7	2	1	0	0	0	0	0	28.7	32.1	82	35.5	10	4.3	1	0.4
1130	228	1	197	20	6	4	0		1130	0	0	4	34	123	61	6	0	0	0	0	0	0	0	28.3	31.6	67	29.4	6	2.6	0	0.0
1145	246	1	211	22	9	3	0		1145	3	24	39	40	81	46	13	0	0	0	0	0	0	0	24.8	31.8	59	24.0	13	5.3	0	0.0
1200	261	5	224	23	1	8	0		1200	18	53	42	39	62	38	9	0	0	0	0	0	0	0	21.8	30.4	47	18.0	9	3.4	0	0.0
1215	271	0	239	21	3	6	2		1215	1	6	17	79	111	51	5	0	1	0	0	0	0	0	26.1	31.1	57	21.0	6	2.2	1	0.4
1230	274	2	237	22	6	5	2		1230	13	14	14	62	121	44	6	0	0	0	0	0	0	0	25.3	30.5	50	18.3	6	2.2	0	0.0
1245	259	2	230	21	2	4	0		1245	5	28	35	69	80	34	6	2	0	0	0	0	0	0	23.8	30.4	42	16.2	8	3.1	0	0.0
1300	257	3	232	13	3	6	0		1300	6	16	31	64	81	48	10	1	0	0	0	0	0	0	25.0	31.6	59	23.0	11	4.3	0	0.0
1315	258	1	232	20	3	2	0		1315	2	13	30	49	98	52	11	3	0	0	0	0	0	0	26.2	31.8	66	25.6	14	5.4	0	0.0
1330	262	0	239	12	3	8	0		1330	3	30	38	82	67	37	5	0	0	0	0	0	0	0	23.3	30.2	42	16.0	5	1.9	0	0.0
1345	276	1	246	21	3	5	0		1345	2	23	70	73	68	32	7	0	1	0	0	0	0	0	23.0	29.9	40	14.5	8	2.9	1	0.4
1400	296	1	262	17	7	8	1		1400	11	40	28	92	89	33	3	0	0	0	0	0	0	0	22.8	29.5	36	12.2	3	1.0	0	0.0
1415	281	0	247	16	3	12	3		1415	19	47	64	54	68	27	2	0	0	0	0	0	0	0	20.9	28.6	29	10.3	2	0.7	0	0.0
1430	290	1	262	18	5	4	0		1430	46	116	44	33	37	12	2	0	0	0	0	0	0	0	16.5	26.2	14	4.8	2	0.7	0	0.0
1445	312	1	278	14	4	14	1		1445	32	111	80	53	28	8	0	0	0	0	0	0	0	0	17.0	22.9	8	2.6	0	0.0	0	0.0
1500	274	2	243	17	1	11	0		1500	25	33	65	36	77	30	6	1	1	0	0	0	0	0	21.9	30.0	38	13.9	8	2.9	1	0.4
1515	286	0	255	17	2	11	1		1515	7	65	47	66	78	16	6	1	0	0	0	0	0	0	21.3	28.6	23	8.0	7	2.4	0	0.0
1530	255	1	235	10	2	7	0		1530	83	112	31	13	12	3	1	0	0	0	0	0	0	0	13.3	18.6	4	1.6	1	0.4	0	0.0
1545	283	2	266	9	0	5	1		1545	65	134	47	21	12	3	1	0	0	0	0	0	0	0	13.9	19.1	4	1.4	1	0.4	0	0.0
1600	240	2	219	8	2	9	0		1600	96	93	28	8	7	8	0	0	0	0	0	0	0	0	12.5	16.6	8	3.3	0	0.0	0	0.0
1615	224	2	205	6	1	10	0		1615	99	48	56	7	10	4	0	0	0	0	0	0	0	0	12.4	17.8	4	1.8	0	0.0	0	0.0
1630	252	2	234	8	0	5	3		1630	132	68	15	16	12	7	1	0	0	1	0	0	0	0	12.2	19.3	9	3.6	2	0.8	1	0.4
1645	260	0	233	11	2	13	1		1645	79	67	70	19	15	5	4	1	0	0	0	0	0	0	14.7	21.5	10	3.8	5	1.9	0	0.0
1700	251	0	236	3	2	10	0		1700	110	64	43	15	13	3	3	0	0	0	0	0	0	0	13.0	19.4	6	2.4	3	1.2	0	0.0
1715	302	2	277	12	1	7	3		1715	91	127	51	6	13	12	2	0	0	0	0	0	0	0	13.7	18.2	14	4.6	2	0.7	0	0.0
1730	265	1	250	10	2	2	0		1730	5	9	22	46	105	58	15	4	0	1	0	0	0	0	26.9	32.6	78	29.4	20	7.5	1	0.4
1745	281	3	258	14	1	5	0		1745	1	6	22	80	132	34	5	1	0	0	0	0	0	0	25.7	29.9	40	14.2	6	2.1	0	0.0
1800	298	1	276	16	1	4	0		1800	3	38	22	61	81	79	10	4	0	0	0	0	0	0	25.5	32.5	93	31.2	14	4.7	0	0.0
1815	255	1	236	14	1	3	0		1815	15	31	11	33	87	60	15	2	1	0	0	0	0	0	25.3	33.2	78	30.6	18	7.1	1	0.4
1830	280	1	260	12	1	6	0		1830	0	22	39	54	79	64	15	6	1	0	0	0	0	0	26.1	32.8	86	30.7	22	7.9	1	0.4
1845	248	1	231	11	2	3	0		1845	0	0	12	44	103	77	11	0	1	0	0	0	0	0	28.3	32.9	89	35.9	12	4.8	1	0.4
1900	228	2	216	9	0	1	0		1900	0	0	1	21	88	96	19	2	1	0	0	0	0	0	30.3	34.1	118	51.8	22	9.6	1	0.4
1915	222	2	199	11	5	4	1		1915	0	0	0	26	99	76	18	1	1	1	0	0	0	0	29.6	33.9	97	43.7	21	9.5	2	0.9
1930	204	2	194	8	0	0	0		1930	0	0	4	6	69	97	24	3	0	1	0	0	0	0	31.0	34.6	125	61.3	28	13.7	1	0.5
1945	183	0	174	4	0	5	0		1945	0	0	0	16	41	85	32	8	1	0	0	0	0	0	32.0	37.2	126	68.9	41	22.4	1	0.5
2000	182	3	173	4	1	1	0		2000	0	0	0	9	59	78	32	3	1	0	0	0	0	0	31.6	36.4	114	62.6	36	19.8	1	0.5
2015	149	1	138	7	1	2	0		2015	0	0	0	8	51	68	19	2	0	1	0	0	0	0	31.3	34.9	90	60.4	22	14.8	1	0.7
2030	122	1	114	6	1	0	0		2030	0	0	0	3	36	60	18	2	0	3	0	0	0	0	32.3	36.5	83	68.0	23	18.9	3	2.5
2045	144	2	131	6	1	4	0		2045	0	1	4	11	48	55	20	4	1	0	0	0	0	0	30.5	35.5	80	55.6	25	17.4	1	0.7
2100	139	0	127	11	1	0	0		2100	0	0	0	2	56	57	20	4	0	0	0	0	0	0	31.4	35.8	81	58.3	24	17.3	0	0.0
2115	134	0	128	4	0	2	0		2115	0	0	0	5	59	53	16	0	0	1	0	0	0	0	30.5	34.7	70	52.2	17	12.7	1	0.7
2130	134	4	123	7	0	0	0		2130	0	0	0	6	47	54	21	6	0	0	0	0	0	0	31.5	36.1	81	60.5	27	20.2	0	0.0
2145	120	0	113	4	1	2	0		2145	0	0	0	9	42	48	18	3	0	0	0	0	0	0	31.0	35.3	69	57.5	21	17.5	0	0.0
2200	108	2	104	1	0	0	1		2200	0	0	0	1	37	48	17	3	2	0	0	0	0	0	32.3	36.3	70	64.8	22	20.4	2	1.9
2215	98	1	96	0	0	1	0		2215	0	0	0	3	29	42	19	3	2	0	0	0	0	0	32.4	36.8	66	67.4	24	24.5	2	2.0
2230	98	1	96	0	1	0	0		2230	0	0	0	5	28	40	21	2	1	0	1	0	0	0	32.2	36.4	65	66.3	25	25.5	2	2.0
2245	80	0	79	1	0	0	0		2245	0	0	0	3	25	29	15	3	1	4	0	0	0	0	33.0	39.3	52	65.0	23	28.8	5	6.3
2300	76	0	74	2	0	0	0		2300	0	0	0	1	26	29	14	6	0	0	0	0	0	0	32.4	37.4	49	64.5	20	26.3	0	0.0
2315	72	2	70	0	0	0	0		2315	0	0	0	3	18	35	13	3	0	0	0	0	0	0	32.0	36.1	51	70.8	16	22.2	0	0.0
2330	49	0	45	4	0	0	0		2330	0	0	0	0	11	29	7	2	0	0	0	0	0	0	32.5	35.4	38	77.6	9	18.4	0	0.0
2345	39	0	39	0	0	0	0		2345	0	0	0	1	7	19	11	1	0	0	0	0	0	0	33.2	36.9	31	79.5	12	30.8	0	0.0
07-19	12453	60	10980	888	191	305	29		07-19	1081	1771	1659	2169	3372	1962	368	54	9	4	3	1	0	0	22.6	30.9	2401	19.3	439	3.5	17	0.1
06-22	14867	83	13182	1020	215	337	30		06-22	1084	1782	1678	2308	4150	2966	744	119	19	13	3	1	0	0	24.0	32.1	3865	26.0	899	6.0	36	0.2
06-00	15487	89	13785	1028	216	338	31		06-00	1084	1782	1678	2325	4331	3237	861	142	25	17	4	1	0	0	24.4	32.4	4287	27.7	1050	6.8	47	0.3
00-00	15949	91	14193	1059	225	350	31		00-00	1084	1783	1678	2330	4419	3449	973	172	38	18	4	1	0	0	24.6	32.8	4655	29.2	1206	7.6	61	0.4

DIR 2

PROJECT 35202 Ashford, Kent
SITE 35202-001
LOCATION CHART ROAD
DIRECTION **WESTBOUND ←**
PSL 30mph

Sat 29 Apr
DAY 5

	Total	Cls 1	Cls 2	Cls 3	Cls 4	Cls 5	Cls 6	Fxd 1	Time
ALL VEHICLES									
Mcycles									
Cars, taxis, 4WD									
LGV									
OGV1									
OGV2									
PSV									
TOTAL									
CLASS 1									
CLASS 2									
CLASS 3									
CLASS 4									
CLASS 5									
CLASS 6									
TIME									
0-10mph									
10-15mph									
15-20mph									
20-25mph									
25-30mph									
30-35mph									
35-40mph									
40-45mph									
45-50mph									
50-60mph									
60-70mph									
70-80mph									
80-90mph									
90mph+									
AVG SPD									
85%ile									
> 30mph									
% > 30mph									

Time	Vbin 0 10	Vbin 10 15	Vbin 15 20	Vbin 20 25	Vbin 25 30	Vbin 30 35	Vbin 35 40	Vbin 40 45	Vbin 45 50	Vbin 50 60	Vbin 60 70	Vbin 70 80	Vbin 80 90	Vbin 90 100	Mean	V85	PSL	PSL% 30	PSL1 35	PSL1% 35	PSL2 45	PSL2% 45	PSL3	PSL3%
0000	0	0	0	0	0	16	19	10	3	0	0	0	0	0	32.7	37.7	32	66.7	13	27.1	0	0.0	0	0.0
0015	0	0	0	1	11	11	20	9	2	0	0	0	0	0	33.2	37.6	33	73.3	13	28.9	2	4.4	2	4.4
0030	0	0	1	0	6	6	12	10	1	0	0	0	0	0	33.3	39.3	24	77.4	14	45.2	1	3.2	1	3.2
0045	0	0	0	1	8	8	6	10	0	1	0	0	0	0	33.9	39.2	17	65.4	11	42.3	1	3.8	1	3.8
0100	0	0	1	1	8	12	14	6	1	0	0	0	0	0	31.6	35.8	21	67.7	7	22.6	0	0.0	0	0.0
0115	0	0	0	0	0	3	9	12	7	0	0	0	0	0	35.6	40.0	22	100.0	10	45.5	0	0.0	0	0.0
0130	0	0	0	0	3	4	6	6	2	1	0	0	0	0	34.8	39.6	24	85.7	15	53.6	1	3.6	1	3.6
0145	0	0	0	1	4	1	5	8	1	0	0	0	0	0	35.7	38.9	14	93.3	9	60.0	0	0.0	0	0.0
0200	0	0	0	0	1	4	7	2	3	0	0	0	0	0	34.6	41.3	15	79.0	5	31.3	0	0.0	0	0.0
0215	0	0	0	0	3	0	2	8	1	1	0	0	0	0	32.8	41.3	12	75.0	5	31.3	0	0.0	0	0.0
0230	0	0	0	0	0	2	0	0	0	0	0	0	0	0	37.0	41.1	12	100.0	10	83.3	1	8.3	1	8.3
0245	0	0	0	0	0	2	1	0	0	0	0	0	0	0	34.1	40.8	11	84.6	3	23.1	0	0.0	0	0.0
0300	0	0	0	0	0	1	2	1	1	0	0	0	0	0	35.4 -		5	83.3	4	66.7	0	0.0	0	0.0
0315	0	0	0	0	0	0	1	6	0	0	0	0	0	0	35.2 -		10	100.0	5	50.0	0	0.0	1	1.1
0330	0	0	0	0	0	0	0	9	1	0	0	0	0	0			14	77.8	11	61.1	2	11.1	2	11.1
0345	0	0	0	0	0	0	3	18	0	0	0	0	0	0	36.8	43.8	11	68.8	0	0.0	0	0.0	0	0.0
0400	0	0	0	0	0	0	0	15	1	0	0	0	0	0	36.6	41.6	16	100.0	0	0.0	0	0.0	0	0.0
0415	0	0	0	0	0	0	0	8	0	0	0	0	0	0	36.9 -		8	100.0	5	62.5	0	0.0	0	0.0
0430	0	0	0	0	0	0	0	9	1	0	0	0	0	0	33.8 -		7	70.0	4	40.0	0	0.0	1	1.1
0445	0	0	0	0	0	0	0	12	0	0	0	0	0	0	35.2	39.6	11	91.7	6	50.0	0	0.0	2	2.0
0500	0	0	0	0	0	0	0	17	2	0	0	0	0	0	37.4	42.5	17	89.5	14	73.7	1	5.3	1	5.3
0515	0	0	0	0	0	0	0	12	1	0	0	0	0	0	37.3	41.4	15	83.3	12	66.7	1	5.6	2	11.1
0530	0	0	0	0	0	0	0	16	0	0	0	0	0	0	34.2	40.8	15	83.3	5	27.8	0	0.0	0	0.0
0545	0	0	0	0	0	0	1	34	3	0	0	0	0	0	35.1	42.4	35	89.7	18	46.2	1	2.6	1	2.6
0600	0	0	0	0	0	1	1	36	0	0	0	0	0	0	35.1	40.0	32	86.5	17	46.0	1	2.7	1	2.7
0615	0	0	0	0	0	1	1	33	5	1	0	0	0	0	34.1	38.9	33	80.5	16	39.0	0	0.0	0	0.0
0630	0	0	0	0	0	1	1	48	3	2	0	0	0	0	33.1	38.6	42	79.3	16	38.1	0	0.0	1	1.9
0645	0	0	0	0	0	1	1	53	2	1	0	0	0	0	34.7	38.4	53	94.6	21	37.5	1	1.8	1	1.8
0700	0	0	0	0	0	1	1	59	8	2	0	0	0	0	32.9	37.3	54	77.1	20	28.6	1	1.5	1	1.5
0715	0	0	0	0	0	1	1	54	9	0	0	0	0	0	34.4	38.8	57	89.1	24	37.5	2	3.1	2	3.1
0730	0	0	0	0	0	0	0	71	4	0	0	0	0	0	33.2	38.8	60	79.0	28	36.8	0	0.0	0	0.0
0745	0	0	0	0	0	1	1	93	10	1	0	0	0	0	32.9	37.1	83	78.3	34	32.1	0	0.0	0	0.0
0800	0	0	0	0	0	1	1	93	3	0	0	0	0	0	33.6	38.3	72	73.5	32	32.7	3	3.1	3	3.1
0815	0	0	0	0	0	1	2	106	12	2	0	0	0	0	33.1	36.6	103	83.1	30	24.2	1	0.8	2	1.6
0830	0	0	0	0	0	1	2	126	9	2	0	0	0	0	31.5	35.5	88	62.9	21	15.0	0	0.0	0	0.0
0845	0	0	0	0	0	1	1	146	9	4	0	0	0	0	30.2	34.2	82	50.9	16	9.9	2	1.2	0	0.0
0900	0	0	0	0	0	0	1	152	7	1	0	0	0	0	30.2	34.1	75	46.9	15	9.4	0	0.0	0	0.0
0915	0	0	0	0	0	0	0	197	10	1	0	0	0	0	29.8	33.1	100	47.9	18	8.6	0	0.0	0	0.0
0930	0	0	0	0	0	0	0	165	7	1	0	0	0	0	30.5	34.2	84	48.3	20	11.5	1	0.6	2	1.0
0945	0	0	0	0	0	0	0	181	7	4	0	0	2	0	29.7	34.3	99	50.5	19	9.7	2	1.0	2	1.0
1000	0	0	0	0	0	0	0	197	6	1	0	0	0	0	29.1	33.1	81	41.1	8	8.6	1	0.5	1	0.5
1015	0	0	0	0	0	0	0	217	6	3	0	0	0	0	29.6	33.5	103	44.8	23	10.0	0	0.0	0	0.0
1030	0	0	0	0	0	0	0	218	8	2	0	0	0	0	28.3	32.7	59	28.2	12	5.3	0	0.0	0	0.0
1045	0	0	0	0	0	0	0	222	15	3	3	0	0	0	28.4	32.8	92	39.3	14	6.0	1	0.4	1	0.4
1100	0	0	0	0	0	0	0	222	15	2	0	0	0	0	29.1	32.1	85	34.4	18	7.3	1	0.4	1	0.4
1115	0	0	0	0	0	0	0	236	10	2	0	0	0	0	26.6	31.4	49	20.4	12	5.0	0	0.0	0	0.0
1130	0	0	0	0	0	0	0	236	5	1	0	0	0	0	28.2	32.4	82	32.7	15	6.0	1	0.4	0	0.0
1145	0	0	0	0	0	0	0	261	10	1	0	0	0	0	26.0	31.5	64	23.1	9	3.2	0	0.0	0	0.0
1200	0	0	0	0	0	0	0	258	9	1	0	0	0	0	24.2	30.8	54	19.5	8	2.9	0	0.0	0	0.0
1215	0	0	0	0	0	0	0	259	12	0	0	0	0	0	24.4	31.0	58	20.9	14	5.1	0	0.0	0	0.0
1230	0	0	0	0	0	0	0	242	4	1	0	0	0	0	28.7	33.8	107	41.5	23	8.9	0	0.0	0	0.0
1245	0	0	0	0	0	0	0	225	10	2	0	0	0	0	29.6	33.7	104	44.3	18	7.7	0	0.0	0	0.0
1300	0	0	0	0	0	0	0	230	5	2	0	0	0	0	27.6	32.8	71	28.5	21	8.4	0	0.0	0	0.0
1315	0	0	0	0	0	0	0	231	8	2	0	0	0	0	28.9	34.0	98	39.7	28	11.3	1	0.4	1	0.4
1330	0	0	0	0	0	0	0	193	3	0	0	0	0	0	30.4	35.2	105	50.2	36	17.2	0	0.0	0	0.0
1345	0	0	0	0	0	0	0	217	9	2	0	0	0	0	29.9	34.1	106	45.5	29	12.5	2	0.9	2	0.9
1400	0	0	0	0	0	0	0	212	10	1	0	0	0	0	29.7	33.9	115	50.2	19	8.3	1	0.4	1	0.4
1415	0	0	0	0	0	0	0	200	13	0	0	0	0	0	30.4	35.1	98	47.3	32	15.5	1	0.5	0	0.0
1430	0	0	0	0	0	0	0	200	10	0	0	0	0	0	30.6	34.7	123	56.4	23	10.6	0	0.0	0	0.0
1445	0	0	0	0	0	0	0	187	9	1	0	0	0	0	27.9	33.0	95	46.6	14	6.9	0	0.0	2	0.9
1500	0	0	0	0	0	0	0	204	8	1	0	0	0	0	30.3	35.2	113	52.1	33	15.2	1	0.4	2	0.9
1515	0	0	0	0	0	0	0	210	11	4	0	0	0	0	29.6	34.3	106	46.3	27	11.8	1	0.4	1	0.4
1530	0	0	0	0	0	0	0	203	7	2	0	0	0	0	28.5	32.0	67	31.2	10	4.7	1	0.5	1	0.5
1545	0	0	0	0	0	0	0	172	4	2	0	0	0	0	29.4	33.9	79	43.2	18	9.8	1	0.5	1	0.5
1600	0	0	0	0	0	0	0	222	8	0	0	0	0	0	29.6	33.2	100	42.9	15	6.4	0	0.0	0	0.0
1615	0	0	0	0	0	0	0	180	5	0	0	0	0	0	29.6	33.3	81	43.3	17	9.1	0	0.0	0	0.0
1630	0	0	0	0	0	0	0	180	3	0	0	0	0	0	29.7	33.3	96	44.2	21	9.7	1	0.5	1	0.5
1645	0	0	0	0	0	0	0	185	8	1	0	0	0	0	31.4	35.4	113	57.1	33	16.7	4	2.0	4	2.0
1700	0	0	0	0	0	0	0	200	5	0	0	0	0	0	29.9	34.0	91	43.8	23	11.5	1	0.5	1	0.5
1715	0	0	0	0	0	0	0	211	8	1	0	0	0	0	29.2	34.0	104	46.6	25	11.2	1	0.4	1	0.4
1730	0	0	0	0	0	0	0	231	10	0	0	0	0	0	29.2	33.9	101	41.1	27	11.0	5	2.0	5	2.0
1745	0	0	0	0	0	0	0	217	7	1	0	0	0	0	30.9	35.6	102	52.0	33	16.8	3	1.5	3	1.5
1800	0	0	0	0	0	0	0	217	7	2	0	0	0	0	30.7	35.1	121	53.3	34	15.0	1	0.4	1	0.4
1815	0	0	0	0	0	0	0	190	4	0	0	0	0	0	30.7	35.3	100	50.8	30	15.2	1	0.5	1	0.5
1830	0	0	0	0	0	0	0	183	7	2	0	0	0	0	31.7	35.4	127	64.8	33	16.8	0	0.0	0	0.0
1845	0	0	0	0	0	0	0	173	2	2	0	0	0	0	31.4	36.1	114	61.6	38	20.5	0	0.0	0	0.0
1900	0	0	0	0	0	0	0	163	6	3	0	0	0	0	30.5	34.7	102	57.6	23	13.0	0	0.0	0	0.0
1915	0	0	0	0	0	0	0	143	7	1	0	0	0	0	31.5	35.6	88	57.9	31	20.4	2	1.3	2	1.3
1930	0	0	0	0	0	0	0	135	5	1	0	0	0	0	33.5	36.9	118	81.9	41	28.5	2	1.4	2	1.4
1945	0	0	0	0	0	0	0	145	3	0	0	0	0	0	32.3	37.2	96	64.4	33	22.2	2	1.3	2	1.3
2000	0	0	0	0	0	0	0	125	4	0	0	0	0	0	32.5	37.3	83	66.4	31	24.8	2	1.6	2	1.6
2015	0	0	0	0	0	0	0	125	5	1	0	0	0	0	32.4	36.9	93	69.9	34	25.6	1	0.8	1	0.8
2030	0	0	0	0	0	0	0	107	5	0	0	0	0	0	32.5	38.0	69	60.5	27	23.7	6	5.3	6	5.3
2045	0	0	0	0	0	0	0	117	3	0	0	0	0	0	31.3	36.4	77	63.1	27	18.0	2	1.6	2	1.6
2100	0	0	0	0	0	0	1	97	8	1	0	0	0	0	32.5	37.6	76	71.0	31	29.0	0	0.0	0	0.0
2115	0	0	0	0	0	0	0	115	3	0	0	0	0	0	31.3	35.1	76	64.4	18	15.3	0	0.0	0	0.0
2130	0	0	0	0	0	0	0	100	4	0	0	0	0	0	32.6	37.6	75	70.1	34	31.8	0	0.0	0	0.0
2145	0	0	0	0	0	0	0	104	2	0	0	0	0	0	32.0	35.7	70	65.4	22	22.4	1	0.9	1	0.9
2200	0	0	0	0	0	0	0	88	1	0	0	0	0	0	33.0	39.5	59	65.6	22	24.4	2	2.2	2	2.2
2215	0	0	0	0	0	0	0	82	2	1	0	0	0	0	31.5	35.1	58	68.2	13	15.3	1	1.2	1	1.2
2230	0	0	0	0	0	0	1	68	2	0	0	0	0	0	33.0	38.5	51	70.8	21	29.2	2	2.8	2	2.8
2245	0	0	0	0	0	0	1	81	1	0	0	0	0	0	32.9	37.8	58	69.9	25	30.1	1	1.2	1	1.2
2300	0	0	0	0	0	0	2	54	0	0	0	0	0	0	32.4	36.4	38	67.9	13	23.2	0	0.0	0	0.0
2315	0	0	0	0	0	0	0	61	2	0	0	0	0	0	32.1	37.0	40	63.5	17	27.0	1	1.6	1	1.6
2330	0	0	0	0	0	0	0	43	1	0	0	0	0	0	32.9	37.8	29	65.9	14	31.8	1	2.3	1	2.3
2345	0	0	0	0	0	0	0	41	1	0	0	0	0	0	35.3	41.1	35	83.3	20	47.6	2	4.8	2	4.8
07-19	9679	117	9040	388	55	77	2	0	0	0	0	0	0	0	29.4	34.1	4321	44.6	1080	11.2	44	0.5	44	0.5
06-22	11421	136	10678	453	65	86	3	0	0	0	0	0	0	0	29.8	34.6	5504	48.2	1500	13.1	65	0.6	65	0.6
06-00	11956	138	11196	463	68	88	3	0	0	0	0	0	0	0	30.0	34.7	5872	49.1	1645	13.8	75	0.6	75	0.6
00-00	12456	146	11660	484	70	92	4	0	0	0	0	0	0	0	30.1	35.0	6278	50.4	1870	15.0	88	0.7	88	0.7
07-19	3783	3241	893	143	29	10	3	2	0	0	0	0	0	0	29.4	34.1	4321	44.6	1080	11.2	44	0.5		
06-22	4262	4004	1218	217	43	16	4	2	0	0	0	0	0	0	29.8	34.6	5504	48.2	1500	13.1	65	0.6		
06-00	4423	4227	1321	249	48	20	5	2	0	0	0	0	0	0	30.0	34.7	5872	49.1	1645	13.8	75	0.6		
00-00	4506	4408	1480	302	56	23	7	2	0	0	0	0	0	0	30.1	35.0	6278	50.4	1870	15.0	88	0.7		

PROJECT 35202 Ashford, Kent
SITE 35202-001
LOCATION CHART ROAD
DIRECTION **WESTBOUND →**
PSL 30mph

DIR 2

	DIR 2
ALL VEHICLES	TOTAL
Mcycles	CLASS 1
Cars, taxis, 4WD	CLASS 2
LGV	CLASS 3
OGV1	CLASS 4
OGV2	CLASS 5
PSV	CLASS 6
	TIME
0 - 10 mph	0-10mph
10 - 15 mph	10-15mph
15 - 20 mph	15-20mph
20 - 25 mph	20-25mph
25 - 30 mph	25-30mph
30 - 35 mph	30-35mph
35 - 40 mph	35-40mph
40 - 45 mph	40-45mph
45 - 50 mph	45-50mph
50 - 60 mph	50-60mph
60 - 70 mph	60-70mph
70 - 80 mph	70-80mph
80 - 90 mph	80-90mph
90 - 100 mph	90mph+
AVG SPD	AVG SPD
85%ile	85%ile
> 30mph	PSL SPEEDING
% > 30mph	PSL% SPEEDING
	ACPO SPEEDING
	ACPO% SPEEDING
	DfT SPEEDING
	DfT% SPEEDING

Sun 30 Apr

DAY 6	Total	Cls 1	Cls 2	Cls 3	Cls 4	Cls 5	Cls 6	Fxd 1	Time	–	Vbin 0 10	Vbin 10 15	Vbin 15 20	Vbin 20 25	Vbin 25 30	Vbin 30 35	Vbin 35 40	Vbin 40 45	Vbin 45 50	Vbin 50 60	Vbin 60 70	Vbin 70 80	Vbin 80 90	Vbin 90 100	Mean	85p	JPSL 30	JPSL% 30	PSL1 35	PSL1% 35	PSL2 45	PSL2% 45	DfT 32	DfT% 32
0000	36	1	34	1	0	0	0	0000	0000	0	0	0	0	0	0	33.4	38.1	30	83.3	13	36.1	0	0.0
0015	43	0	42	0	0	0	0	0015	0015	0	0	0	0	1	6	33.6	37.3	35	81.4	10	23.3	1	2.3
0030	36	0	36	0	0	0	0	0030	0030	0	0	0	0	4	7	35.3	39.0	32	88.9	17	47.2	1	2.8
0045	40	0	39	1	0	0	0	0045	0045	0	0	0	0	1	4	34.3	38.7	36	90.0	10	25.0	2	5.0
0100	13	2	16	0	0	0	0	0100	0100	0	0	0	0	2	0	36.6	43.7	17	94.4	11	61.1	1	5.6
0115	16	1	15	0	0	0	0	0115	0115	0	0	0	0	0	0	36.4	42.2	14	87.5	9	56.3	1	6.3
0130	18	0	18	0	0	0	0	0130	0130	0	0	0	0	0	0	38.1	46.0	18	100.0	14	77.8	3	16.7
0145	18	0	18	0	0	0	0	0145	0145	0	0	0	0	0	0	38.3	42.6	18	100.0	16	88.9	1	5.6
0200	15	1	14	0	0	0	0	0200	0200	0	0	0	0	0	0	37.3	42.3	15	100.0	10	66.7	1	6.7
0215	8	0	8	0	0	0	0	0215	0215	0	0	0	0	0	0	38.6	-	8	100.0	4	50.0	2	25.0
0230	15	0	14	1	0	0	0	0230	0230	0	0	0	0	0	0	35.3	-	15	100.0	6	40.0	0	0.0
0245	10	1	9	0	0	0	0	0245	0245	0	0	0	0	0	0	36.8	-	10	100.0	8	80.0	1	10.0
0300	8	1	7	0	0	0	0	0300	0300	0	0	0	0	0	0	39.1	-	8	100.0	5	62.5	1	12.5
0315	14	0	14	0	0	0	0	0315	0315	0	0	0	0	0	1	35.9	39.5	13	92.9	9	64.3	0	0.0
0330	10	0	10	0	0	0	0	0330	0330	0	0	0	0	0	0	37.2	-	10	100.0	8	80.0	0	0.0
0345	9	0	9	0	0	0	0	0345	0345	0	0	0	0	0	0	37.4	-	9	100.0	4	44.4	2	22.2
0400	6	0	6	0	0	0	0	0400	0400	0	0	0	0	0	0	41.1	-	6	100.0	6	100.0	1	16.7
0415	9	0	9	0	0	0	0	0415	0415	0	0	0	0	0	0	36.1	-	8	88.9	5	55.6	1	11.1
0430	6	0	5	0	1	0	0	0430	0430	0	0	0	0	0	0	40.1	-	6	100.0	5	83.3	1	16.7
0445	5	0	5	0	0	0	0	0445	0445	0	0	0	0	0	0	36.3	-	5	100.0	5	100.0	0	0.0
0500	9	0	8	1	0	0	0	0500	0500	0	0	0	0	0	1	35.0	-	8	88.9	5	55.6	0	0.0
0515	10	0	10	0	0	0	0	0515	0515	0	0	0	0	0	0	36.4	-	9	90.0	7	70.0	1	10.0
0530	5	0	5	0	0	0	0	0530	0530	0	0	0	0	0	0	33.9	-	5	100.0	1	20.0	0	0.0
0545	11	1	9	1	0	0	0	0545	0545	0	0	0	0	0	0	37.9	-	11	100.0	8	72.7	0	0.0
0600	15	0	14	0	1	0	0	0600	0600	0	0	0	0	0	1	38.3	46.3	11	93.3	11	73.3	2	13.3
0615	21	1	20	0	0	0	0	0615	0615	0	0	0	0	0	3	35.3	41.6	18	85.7	9	42.9	1	4.8
0630	29	2	27	0	0	0	0	0630	0630	0	0	0	0	0	2	35.0	38.9	27	93.1	12	41.4	1	3.4
0645	29	0	23	5	0	1	0	0645	0645	0	0	0	0	0	7	34.7	39.5	22	75.9	14	48.3	2	6.9
0700	34	0	31	1	2	0	0	0700	0700	0	0	0	0	0	4	34.6	38.8	30	88.2	17	50.0	1	2.9
0715	33	1	30	2	0	0	0	0715	0715	0	0	0	0	0	10	34.9	40.5	23	69.7	13	39.4	2	6.1
0730	42	1	39	2	0	0	0	0730	0730	0	0	0	0	0	7	35.0	40.4	35	83.3	24	57.1	0	0.0
0745	54	3	46	3	1	1	0	0745	0745	0	0	0	0	0	7	32.7	36.5	43	79.6	17	31.5	1	1.9
0800	52	1	45	4	2	0	0	0800	0800	0	0	0	0	1	6	34.0	37.3	45	86.5	18	34.6	0	0.0
0815	68	4	59	5	0	0	0	0815	0815	0	0	0	0	0	8	35.2	38.9	60	88.2	36	52.9	2	2.9
0830	69	1	62	3	1	2	0	0830	0830	0	0	0	0	4	20	32.5	37.4	45	65.2	22	31.9	1	1.4
0845	101	2	87	10	2	0	0	0845	0845	0	0	0	0	1	28	34.2	39.3	80	79.2	37	36.6	3	3.0
0900	112	1	101	6	1	2	0	0900	0900	0	0	0	0	4	26	32.1	36.0	82	73.2	25	22.3	0	0.0
0915	132	2	125	3	0	2	0	0915	0915	0	0	0	0	5	39	31.8	34.7	88	66.7	19	14.4	1	0.8
0930	130	1	123	5	0	1	0	0930	0930	0	0	0	0	0	35	32.2	35.2	95	73.1	23	17.7	0	0.0
0945	131	1	125	3	1	1	0	0945	0945	0	0	0	0	3	39	32.0	35.5	89	67.9	28	21.4	2	1.5
1000	185	2	177	3	1	2	0	1000	1000	0	0	0	0	1	7	30.6	34.6	102	55.1	20	10.8	1	0.5
1015	176	1	166	7	1	1	0	1015	1015	0	0	0	0	6	63	31.4	35.3	107	60.8	27	15.3	1	0.6
1030	198	1	188	8	0	0	0	1030	1030	0	0	0	1	3	22	29.1	33.5	74	37.4	16	8.1	0	0.0
1045	200	1	188	9	0	2	0	1045	1045	0	0	0	12	25	72	29.1	33.9	91	45.5	16	8.0	0	0.0
1100	219	0	206	12	0	1	0	1100	1100	0	0	0	0	22	91	30.0	34.2	106	48.4	19	8.7	0	0.0
1115	228	3	216	7	0	2	0	1115	1115	0	0	0	30	31	112	29.2	32.9	86	37.7	17	7.5	1	0.4
1130	246	1	241	4	0	0	0	1130	1130	0	0	0	9	26	106	28.8	33.1	94	38.2	20	8.1	0	0.0
1145	211	2	203	4	0	0	0	1145	1145	0	0	0	2	22	99	28.9	32.3	77	36.5	14	6.6	0	0.0
1200	209	1	200	6	0	2	0	1200	1200	0	0	0	26	40	112	29.5	33.4	88	42.1	16	7.7	0	0.0
1215	248	2	240	4	1	1	0	1215	1215	0	0	1	8	104	100	28.6	32.9	90	36.3	22	8.9	0	0.0
1230	231	5	216	6	2	2	0	1230	1230	0	0	1	35	119	118	30.5	33.7	118	51.1	18	7.8	1	0.4
1245	249	5	241	5	1	0	0	1245	1245	0	0	2	34	123	92	28.8	33.4	92	37.0	16	6.4	0	0.0
1300	228	2	212	7	2	0	0	1300	1300	0	0	1	21	92	107	28.7	33.1	70	30.7	15	6.6	1	0.4
1315	223	3	215	4	1	0	0	1315	1315	0	0	2	10	61	48.0	30.0	33.9	107	48.0	22	9.9	0	0.0
1330	211	2	191	4	3	1	0	1330	1330	0	1	3	7	80	52.1	30.6	34.2	110	52.1	22	10.4	1	0.5
1345	201	2	152	8	1	0	0	1345	1345	0	0	4	20	54	48.3	30.2	35.2	97	48.3	34	16.9	1	0.5
1400	163	2	152	8	1	0	0	1400	1400	0	0	4	5	54	79.2	31.2	35.0	100	61.4	24	14.7	0	0.0
1415	186	0	175	7	3	1	0	1415	1415	0	0	4	13	79	73.2	30.6	34.9	94	50.5	24	12.9	3	1.6
1430	207	2	198	5	1	1	0	1430	1430	0	0	1	5	89	82.1	31.0	35.3	112	54.1	33	15.9	0	0.0
1445	177	0	171	6	0	0	0	1445	1445	0	0	1	15	75	83.3	30.1	34.5	85	48.0	22	12.4	1	0.6
1500	203	0	188	14	0	1	0	1500	1500	0	0	0	17	83	82.1	30.4	34.2	103	50.7	21	10.3	2	1.0
1515	179	0	171	6	2	0	0	1515	1515	0	0	2	10	61	76.4	30.7	34.0	106	59.2	19	10.6	2	1.1
1530	189	6	178	5	0	0	0	1530	1530	0	0	0	10	76	80.4	31.1	35.0	103	54.5	29	15.3	3	1.6
1545	148	0	143	5	0	0	0	1545	1545	0	0	0	4	44	67.6	31.8	35.5	100	67.6	24	16.2	2	1.4
1600	163	0	156	6	0	1	0	1600	1600	0	0	0	16	52	80.4	30.6	34.8	95	58.3	24	14.7	1	0.6
1615	186	3	175	8	0	0	0	1615	1615	0	0	2	18	60	80.6	31.0	35.3	106	57.0	30	16.1	2	1.1
1630	196	1	190	5	0	0	0	1630	1630	0	0	2	12	71	84.2	29.8	33.8	104	53.1	13	6.6	0	0.0
1645	147	1	143	2	1	0	0	1645	1645	0	0	1	6	51	89	31.0	34.7	89	60.5	17	11.6	0	0.0
1700	167	0	159	7	0	1	0	1700	1700	0	0	0	9	44	68.3	32.1	36.4	114	68.3	39	23.4	0	0.0
1715	150	1	138	9	1	1	0	1715	1715	0	0	0	19	50	54.0	31.0	36.5	81	54.0	39	26.0	0	0.0
1730	155	6	141	8	0	0	0	1730	1730	0	0	1	2	34	76.1	32.8	36.5	118	76.1	39	25.2	4	2.6
1745	136	2	126	7	1	0	0	1745	1745	0	0	0	2	46	69.6	32.0	35.4	112	69.6	30	18.6	1	0.6
1800	161	1	159	1	0	0	0	1800	1800	0	0	1	15	46	59.9	30.8	34.9	91	59.9	22	14.5	0	0.0
1815	152	4	143	4	0	1	0	1815	1815	0	0	0	4	37	71.7	32.3	35.8	104	71.7	30	20.7	0	0.0
1830	145	2	133	8	0	2	0	1830	1830	0	0	0	7	47	64.2	31.6	36.2	97	64.2	31	20.5	0	0.0
1845	151	2	143	3	0	3	0	1845	1845	0	0	0	14	37	65.3	31.7	36.9	98	65.3	34	22.7	0	0.0
1900	150	0	145	4	1	0	0	1900	1900	0	0	1	5	41	68.2	31.6	35.8	101	68.2	27	18.2	1	0.7
1915	148	3	141	4	0	0	0	1915	1915	0	0	1	2	35	68.1	32.5	36.8	79	68.1	25	21.6	2	1.7
1930	116	2	111	2	0	1	0	1930	1930	0	0	0	4	25	77.0	33.0	37.4	97	77.0	38	30.2	0	0.0
1945	126	1	120	3	1	1	0	1945	1945	0	0	1	3	43	62.9	31.6	36.0	73	62.6	26	18.7	2	1.4
2000	139	2	129	5	1	2	0	2000	2000	0	0	0	6	36	71.6	31.4	36.5	73	71.6	23	22.9	0	0.0
2015	116	1	109	6	0	0	0	2015	2015	0	0	1	1	28	55.2	32.5	37.8	73	55.2	25	24.5	0	0.0
2030	102	1	96	5	0	0	0	2030	2030	0	0	0	4	29	66.0	32.3	37.5	64	66.0	23	23.7	3	3.1
2045	97	0	94	3	0	0	0	2045	2045	0	0	5	11	31	55.2	33.9	37.8	58	55.2	9	8.6	0	0.0
2100	105	0	103	2	0	0	0	2100	2100	0	0	1	2	60	49.2	30.8	36.1	60	49.2	25	20.5	2	1.6
2115	122	1	113	5	1	2	0	2115	2115	0	0	0	2	33	69.8	31.4	35.3	53	60.2	15	17.1	1	1.1
2130	88	0	85	2	1	0	0	2130	2130	0	0	0	1	26	69.2	31.7	37.0	63	69.2	20	22.0	1	1.1
2145	86	0	85	1	0	0	0	2145	2145	0	0	0	0	23	28.6	32.9	36.7	40	63.5	18	28.6	3	4.8
2200	91	3	85	3	0	0	0	2200	2200	0	0	1	2	10	76.7	33.1	38.3	32	71.1	12	26.7	1	2.2
2215	63	0	61	2	0	0	0	2215	2215	0	0	0	4	10	46.7	32.9	37.5	46	76.7	21	35.0	0	0.0
2230	45	0	42	2	0	1	0	2230	2230	0	0	0	8	13	34.9	33.6	38.0	35	81.4	15	34.9	0	0.0
2245	60	1	57	1	0	1	0	2245	2245	0	0	0	6	23	69.2	31.7	37.0	63	69.2	14	26.9	2	3.8
2300	43	0	39	3	1	0	0	2300	2300	0	0	0	10	21	43.8	33.6	37.7	40	83.3	21	43.8	2	4.2
2315	52	0	45	2	1	4	0	2315	2315	0	0	0	4	15	84.9	35.3	41.0	28	84.9	15	45.5	2	6.1
2345	48	1	44	3	0	0	0	2345	2345	0	0	1	4	13	9	35.3	41.0	28	84.9	15	45.5	2	6.1
07-19	7782	62	7361	267	34	37	1	07-19	7	13	49	567	2896	3092	956	160	30	8	3	1	0	0	30.7	35.0	4250	54.6	1158	14.9	42	0.5
06-22	9271	94	8776	316	39	45	1	06-22	7	14	60	624	3332	3748	1196	231	45	10	3	1	0	0	30.9	35.2	5234	56.5	1486	16.0	59	0.6
06-00	9706	100	9177	335	42	51	1	06-00	7	14	61	638	3432	3932	1297	257	51	12	4	1	0	0	31.0	35.3	5554	57.2	1622	16.7	68	0.7
00-00	10081	108	9537	340	44	51	1	00-00	7	14	61	640	3459	4082	1437	292	67	16	5	1	0	0	31.2	35.6	5900	58.5	1818	18.0	89	0.9

PROJECT 35202 Ashford, Kent
SITE 35202-001
LOCATION CHART ROAD
DIRECTION **WESTBOUND →**
PSL 30mph

DIR 2

Mon 01 May
DAY 7

Time	Total	Cls 1	Cls 2	Cls 3	Cls 4	Cls 5	Cls 6	Fxd 1	Vbin 0	Vbin 10	Vbin 15	Vbin 20	Vbin 25	Vbin 30	Vbin 35	Vbin 40	Vbin 45	Vbin 50	Vbin 60	Vbin 70	Vbin 80	Vbin 90	Mean	85%ile	JPSL	JPSL% 30	PSL1 35	PSL1% 35	PSL2 45	PSL2% 45	DfT	DfT%
0000	35	0	32	2	1	0	0	0000	0	0	0	0	0	0	16	14	2	0	0	0	0	0	34.3	38.8	32	91.4	16	45.7	0	0.0	0	0.0
0015	32	0	31	1	0	0	0	0015	0	0	0	0	0	3	4	6	17	5	0	0	0	0	36.0	40.3	28	87.5	22	68.8	0	0.0	0	0.0
0030	28	1	23	2	1	0	0	0030	0	0	0	0	0	4	4	9	8	4	1	0	0	0	34.6	40.6	22	78.6	13	46.4	0	0.0	2	4.0
0045	19	0	19	0	0	0	0	0045	0	0	0	0	0	2	5	7	4	2	1	0	0	0	34.6	41.4	14	73.7	7	36.8	1	5.3	5	5.3
0100	9	0	8	1	0	0	0	0100	0	0	0	0	0	3	2	2	2	1	0	0	0	0	36.2	-	7	77.8	5	55.6	1	11.1	1	11.1
0115	12	0	12	0	0	0	0	0115	0	0	0	0	0	0	3	4	3	2	1	0	0	0	34.1	38.8	9	75.0	5	41.7	0	0.0	0	0.0
0130	8	0	7	1	0	0	0	0130	0	0	0	0	0	0	1	1	0	0	0	0	0	0	38.6	-	8	100.0	5	62.5	0	0.0	2	25.0
0145	7	0	7	0	0	0	0	0145	0	0	0	0	0	0	0	0	0	0	0	0	0	0	35.1	-	7	100.0	3	42.9	0	0.0	0	0.0
0200	10	0	9	1	0	0	0	0200	0	0	0	0	0	0	1	1	0	0	0	0	0	0	37.5	-	9	90.0	8	80.0	1	10.0	1	10.0
0215	12	0	12	0	0	0	0	0215	0	0	0	0	0	0	0	0	0	0	0	0	0	0	39.6	44.6	13	100.0	2	92.3	1	7.7	0	0.0
0230	3	0	3	0	0	0	0	0230	0	0	0	0	0	0	1	1	1	1	0	0	0	0	39.1	-	3	100.0	2	66.7	0	0.0	0	0.0
0245	8	0	6	1	0	0	0	0245	0	0	0	0	0	0	1	1	1	1	0	0	0	0	39.0	-	7	87.5	5	62.5	2	25.0	2	25.0
0300	8	0	7	0	1	0	0	0300	0	0	0	0	0	0	1	1	2	1	0	0	0	0	42.3	-	7	87.5	5	62.5	3	37.5	3	37.5
0315	5	0	4	1	0	0	0	0315	0	0	0	0	0	0	0	0	1	1	0	0	0	0	45.5	-	5	100.0	4	80.0	2	40.0	2	40.0
0330	6	0	6	0	0	0	0	0330	0	0	0	0	0	0	0	0	0	0	0	0	0	0	35.4	-	6	100.0	3	50.0	0	0.0	0	0.0
0345	5	0	5	0	0	0	0	0345	0	0	0	0	0	0	1	1	2	1	0	0	0	0	38.7	-	5	100.0	4	80.0	0	0.0	0	0.0
0400	12	0	11	1	0	0	0	0400	0	0	0	0	0	0	0	0	0	0	0	0	0	0	36.7	42.8	11	91.7	6	50.0	1	8.3	1	8.3
0415	6	0	4	1	1	0	0	0415	0	0	0	0	0	0	0	0	0	0	0	0	0	0	33.8	-	5	83.3	1	16.7	1	16.7	0	0.0
0430	6	0	6	0	0	0	0	0430	0	0	0	0	0	0	0	0	0	0	0	0	0	0	35.0	-	6	100.0	0	0.0	0	0.0	0	0.0
0445	14	0	13	1	0	0	0	0445	0	0	0	0	0	0	0	0	0	0	0	0	0	0	35.8	39.5	13	92.9	10	71.4	0	0.0	1	7.1
0500	12	1	9	2	0	0	0	0500	0	0	0	0	0	0	0	0	0	0	0	0	0	0	39.6	44.4	12	100.0	11	91.7	1	8.3	1	8.3
0515	13	0	13	0	0	0	0	0515	0	0	0	0	0	0	0	0	0	0	0	0	0	0	35.5	38.8	11	84.6	9	69.2	0	0.0	2	15.4
0530	19	0	18	1	0	0	0	0530	0	0	0	0	0	0	0	0	0	0	0	0	0	0	35.3	42.5	16	84.2	11	57.9	1	5.3	0	0.0
0545	22	0	18	1	0	0	0	0545	0	0	0	0	0	1	1	1	1	1	0	0	0	0	34.8	42.2	19	86.4	13	61.9	2	9.1	1	4.8
0600	21	0	21	0	0	0	0	0600	0	0	0	0	0	0	0	0	0	0	0	0	0	0	36.5	38.7	21	100.0	7	33.3	0	0.0	0	0.0
0615	35	0	30	1	1	3	0	0615	0	0	0	0	0	0	0	0	0	0	0	0	0	0	35.0	40.0	28	80.0	7	25.0	0	0.0	7	25.0
0630	43	0	37	1	4	1	0	0630	0	0	0	0	0	0	0	0	0	0	0	0	0	0	34.9	39.9	36	83.7	20	46.5	0	0.0	7	16.3
0645	36	0	35	1	0	0	0	0645	0	0	0	0	0	0	0	0	0	0	0	0	0	0	35.4	40.2	31	86.1	19	52.8	2	5.6	2	5.6
0700	46	0	35	8	1	2	0	0700	0	0	0	0	0	0	0	0	0	0	0	0	0	0	35.9	43.1	43	93.5	24	52.2	1	2.2	3	6.5
0715	50	2	46	1	1	0	0	0715	0	0	0	0	0	0	0	0	0	0	0	0	0	0	35.9	40.3	45	90.0	28	56.0	2	4.0	2	4.0
0730	62	4	50	7	1	0	0	0730	0	0	0	0	0	0	0	0	0	0	0	0	0	0	34.6	40.6	22	78.6	13	46.4	1	3.6	4	14.3
0745	76	3	62	9	2	0	0	0745	0	0	0	0	0	0	0	0	0	0	0	0	0	0	34.7	40.7	61	80.3	30	39.5	4	5.3	15	19.7
0800	65	0	61	2	1	1	0	0800	0	0	0	0	0	0	0	0	0	0	0	0	0	0	34.5	40.0	57	87.7	25	38.5	2	3.1	6	9.2
0815	77	2	66	7	1	1	0	0815	0	0	0	0	0	0	0	0	0	0	0	0	0	0	33.0	37.2	62	80.5	25	32.5	2	2.6	13	16.9
0830	84	7	73	3	1	0	0	0830	0	0	0	0	0	0	0	0	0	0	0	0	0	0	34.1	38.8	70	83.3	31	36.9	2	2.4	13	15.5
0845	125	1	114	6	2	0	0	0845	0	0	0	0	0	0	0	0	0	0	0	0	0	0	32.0	36.8	89	71.2	30	24.0	2	1.6	27	21.6
0900	121	10	98	9	1	3	0	0900	0	0	0	0	0	0	0	0	0	0	0	0	0	0	32.9	37.3	84	69.4	42	34.7	0	0.0	37	30.6
0915	134	3	119	5	3	1	0	0915	0	0	0	0	0	0	0	0	0	0	0	0	0	0	30.7	35.6	68	50.8	25	18.7	0	0.0	42	31.3
0930	138	1	128	5	4	0	0	0930	0	0	0	0	0	0	0	0	0	0	0	0	0	0	31.3	35.3	83	60.1	23	16.7	2	1.4	55	39.9
0945	156	1	144	9	1	1	0	0945	0	0	0	0	0	0	0	0	0	0	0	0	0	0	31.9	34.7	127	81.4	18	11.5	0	0.0	29	18.6
1000	191	4	174	10	2	1	0	1000	0	0	0	0	0	0	0	0	0	0	0	0	0	0	30.5	35.2	100	52.4	30	15.7	0	0.0	52	27.2
1015	201	2	186	8	3	2	0	1015	0	0	0	0	0	0	0	0	0	0	0	0	0	0	29.7	34.5	94	46.8	25	12.4	0	0.0	94	46.8
1030	197	1	176	18	2	0	0	1030	0	0	0	0	0	0	0	0	0	0	0	0	0	0	30.1	33.5	97	49.2	17	8.6	2	1.0	97	49.2
1045	234	1	213	14	1	5	0	1045	0	0	0	0	0	0	0	0	0	0	0	0	0	0	27.3	32.9	82	35.0	18	7.7	1	0.4	82	35.0
1100	207	2	191	9	4	1	0	1100	0	0	0	0	0	0	0	0	0	0	0	0	0	0	28.8	33.5	79	38.2	12	5.8	0	0.0	79	38.2
1115	223	2	209	7	3	2	0	1115	0	0	0	0	0	0	0	0	0	0	0	0	0	0	29.6	33.4	89	39.9	22	9.9	0	0.0	89	39.9
1130	231	0	221	7	0	3	0	1130	0	0	0	0	0	0	0	0	0	0	0	0	0	0	29.3	33.5	107	46.3	18	7.8	1	0.4	107	46.3
1145	239	2	224	9	4	0	0	1145	0	0	0	0	0	0	0	0	0	0	0	0	0	0	28.6	33.2	82	34.3	18	7.5	1	0.4	82	34.3
1200	258	1	238	17	1	0	0	1200	0	0	0	0	0	0	0	0	0	0	0	0	0	0	24.2	30.3	42	16.3	2	0.8	0	0.0	42	16.3
1215	250	1	237	10	2	0	0	1215	0	0	0	0	0	0	0	0	0	0	0	0	0	0	27.9	32.4	72	28.8	19	7.6	0	0.0	72	28.8
1230	225	4	208	11	0	2	0	1230	0	0	0	0	0	0	0	0	0	0	0	0	0	0	28.6	32.6	74	32.9	13	5.8	0	0.0	74	32.9
1245	254	0	217	6	4	0	0	1245	0	0	0	0	0	0	0	0	0	0	0	0	0	1	30.5	34.9	126	55.5	31	13.7	0	0.0	126	55.5
1300	227	0	219	10	1	4	0	1300	0	0	0	0	0	0	0	0	0	0	0	0	0	0	28.8	32.9	110	43.3	18	7.1	0	0.0	110	43.3
1315	266	0	251	8	1	6	0	1315	0	0	0	0	0	0	0	0	0	0	0	0	0	0	28.3	32.3	83	31.2	15	5.6	0	0.0	83	31.2
1330	222	1	206	11	1	3	0	1330	0	0	0	0	0	0	0	0	0	0	0	0	0	0	29.8	33.1	105	47.3	20	9.0	0	0.0	105	47.3
1345	237	0	226	9	1	1	0	1345	0	0	0	0	0	0	0	0	0	0	0	0	0	0	28.9	33.7	91	38.4	19	8.0	0	0.0	91	38.4
1400	235	1	221	10	1	0	0	1400	0	0	0	0	0	0	0	0	0	0	0	0	0	0	28.1	32.3	72	30.6	14	6.0	1	0.4	72	30.6
1415	220	2	204	12	1	2	0	1415	0	0	0	0	0	0	0	0	0	0	0	0	0	0	29.1	33.9	95	43.0	25	11.3	0	0.0	95	43.0
1430	181	3	211	4	0	2	0	1430	0	0	0	0	0	0	0	0	0	0	0	0	0	0	29.6	34.3	113	51.4	18	8.2	0	0.0	113	51.4
1445	181	0	175	6	0	0	0	1445	0	0	0	0	0	0	0	0	0	0	0	0	0	0	29.9	34.3	97	53.6	18	9.9	0	0.0	97	53.6
1500	206	1	189	14	2	0	0	1500	0	0	0	0	0	0	0	0	0	0	0	0	0	0	30.8	35.1	122	59.2	31	15.1	1	0.5	122	59.2
1515	218	3	203	11	1	0	0	1515	0	0	0	0	0	0	0	0	0	0	0	0	0	0	30.8	33.8	133	61.0	21	9.6	1	0.5	133	61.0
1530	217	6	194	10	1	6	0	1530	0	0	0	0	0	0	0	0	0	0	0	0	0	0	29.6	34.1	99	45.6	24	11.1	0	0.0	99	45.6
1545	210	2	199	9	0	0	0	1545	0	0	0	0	0	0	0	0	0	0	0	0	0	0	31.5	34.9	129	61.4	29	13.8	2	1.0	129	61.4
1600	190	1	179	8	0	2	0	1600	0	0	0	0	0	0	0	0	0	0	0	0	0	0	31.6	35.0	131	69.0	29	15.3	1	0.5	131	69.0
1615	207	3	195	9	0	0	0	1615	0	0	0	0	0	0	0	0	0	0	0	0	0	0	30.4	35.9	106	51.2	44	21.3	3	1.4	106	51.2
1630	170	0	157	11	2	0	0	1630	0	0	0	0	0	0	0	0	0	0	0	0	0	0	31.4	35.3	107	62.9	28	16.5	2	1.2	107	62.9
1645	229	0	209	15	2	0	1	1645	0	0	0	0	0	0	0	0	0	0	0	0	0	0	30.0	34.3	115	50.2	25	10.9	3	1.3	115	50.2
1700	183	3	173	7	0	0	0	1700	0	0	0	0	0	0	0	0	0	0	0	0	0	0	33.0	36.4	139	76.0	54	29.5	4	2.2	139	76.0
1715	181	2	161	13	7	0	0	1715	0	0	0	0	0	0	0	0	0	0	0	0	0	0	30.8	36.3	114	63.0	40	22.1	0	0.0	114	63.0
1730	180	1	167	8	0	4	0	1730	0	0	0	0	0	0	0	0	0	0	0	0	0	0	32.2	36.4	132	73.3	40	22.2	0	0.0	132	73.3
1745	189	1	178	10	0	0	0	1745	0	0	0	0	0	0	0	0	0	0	0	0	0	0	32.7	37.0	142	75.1	46	24.3	1	0.5	142	75.1
1800	182	1	173	7	1	0	0	1800	0	0	0	0	0	0	0	0	0	0	0	0	0	0	32.4	37.0	121	66.5	48	26.4	1	0.5	121	66.5
1815	185	4	171	8	0	2	0	1815	0	0	0	0	0	0	0	0	0	0	0	0	0	0	32.1	36.4	127	68.7	48	26.0	0	0.0	127	68.7
1830	179	2	163	11	3	0	0	1830	0	0	0	0	0	0	0	0	0	0	0	0	0	0	33.0	37.5	143	79.9	47	26.3	2	1.1	143	79.9
1845	137	2	127	6	2	0	0	1845	0	0	0	0	0	0	0	0	0	0	0	0	0	0	33.5	37.4	110	80.3	46	33.6	2	1.5	110	80.3
1900	159	2	152	5	0	0	0	1900	0	0	0	0	0	0	0	0	0	0	0	0	0	0	32.2	37.5	99	62.3	43	27.0	1	0.6	99	62.3
1915	148	1	139	6	1	0	0	1915	0	0	0	0	0	0	0	0	0	0	0	0	0	0	31.7	36.2	97	65.5	37	25.0	2	1.4	97	65.5
1930	123	0	116	3	3	1	0	1930	0	0	0	0	0	0	0	0	0	0	0	0	0	0	33.2	37.6	98	79.7	39	31.7	1	0.8	98	79.7
1945	135	0	132	2	0	1	0	1945	0	0	0	0	0	0	0	0	0	0	0	0	0	0	32.0	37.1	79	58.5	38	28.2	1	0.7	79	58.5
2000	124	2	117	5	0	0	0	2000	0	0	0	0	0	0	0	0	0	0	0	0	0	0	32.4	36.4	95	76.6	31	25.0	2	1.6	95	76.6
2015	137	1	126	7	1	2	0	2015	0	0	0	0	0	0	0	0	0	0	0	0	0	0	33.4	37.4	113	82.5	40	29.2	2	1.5	113	82.5
2030	111	2	106	2	1	0	0	2030	0	0	0	0	0	0	0	0	0	0	0	0	0	0	32.2	36.7	75	67.6	22	19.8	1	0.9	75	67.6
2045	87	0	81	5	1	0	0	2045	0	0	0	0	0	0	0	0	0	0	0	0	0	0	32.6	36.4	62	71.3	20	23.0	1	1.1	62	71.3
2100	101	0	98	3	0	0	0	2100	0	0	0	0	0	0	0	0	0	0	0	0	0	0	33.5	38.6	70	69.3	32	31.7	1	4.0	70	69.3
2115	91	0	88	2	0	1	0	2115	0	0	0	0	0	0	0	0	0	0	0	0	0	0	31.9	37.2	54	59.3	22	24.2	1	1.1	54	59.3
2130	78	0	77	1	0	0	0	2130	0	0	0	0	0	0	0	0	0	0	0	0	0	0	32.1	35.3	60	76.9	15	19.2	0	0.0	60	76.9
2145	55	0	51	3	1	0	0	2145	0	0	0	0	0	0	0	0	0	0	0	0	0	0	32.5	36.6	35	63.6	27	42.9	4	6.3	35	63.6
2200	63	0	60	2	1	0	0	2200	0	0	0	0	0	0	0	0	0	0	0	0	0	0	35.1	39.0	51	81.0	27	42.9	3	4.8	51	81.0
2215	62	1	60	1	1	0	0	2215	0	0	0	0	0	0	0	0	0	0	0	0	0	0	33.9	39.3	48	77.4	26	41.9	3	4.8	48	77.4
2230	43	0	40	2	1	0	0	2230	0	0	0	0	0	0	0	0	0	0	0	0	0	0	34.7	40.4	27	81.8	17	51.5	0	0.0	27	81.8
2245	32	0	32	0	0	0	0	2245	0	0	0	0	0	0	0	0	0	0	0	0	0	0	33.8	39.0	36	83.7	19	44.2	0	0.0	36	83.7
2300	25	0	23	2	0	0	0	2300	0	0	0	0	0	0	0	0	0	0	0	0	0	0	33.4	37.4	20	80.0	8	32.0	0	0.0	20	80.0
2315	34	0	31	2	0	1	0	2315	0	0	0	0	0	0	0	0	0	0	0	0	0	0	33.4	37.3	22	64.7	9	26.5	1	5.9	22	64.7
2345	30	1	25	3	1	0	0	2345	0	0	0	0	0	0	0	0	0	0	0	0	0	0	35.7	40.4	28	93.3	15	50.0	1	3.3	28	93.3
07-19	8716	93	8061	424	63	73	2	07-19	14	46	139	698	2992	3318	1071	189	31	14	1	2	0	1	30.3	35.0	4627	53.1	1309	15.0	49	0.6	2992	3318
06-22	10200	101	9460	478	76	83	2	06-22	14	46	145	949	3366	3943	1401	264	49	18	2	2	0	1	30.6	35.3	5680	55.7	1737	17.0	72	0.7	3366	3943
06-00	10522	103	9761	491	78	87	2	06-00	14	46	145	960	3418	4071	1498	287	58	19	3	2	0	1	30.8	35.6	5939	56.4	1868	17.8	83	0.8	3418	4071
00-00	10834	108	10044	508	82	90	2	00-00	14	47	147	965	3447	4163	1618	331	72	23	4	2	0	1	30.9	35.8	6214	57.4	2051	18.9	102	0.9	3447	4163

ALL VEHICLES	TOTAL
Mcycles	CLASS 1
Cars, taxis, 4WD	CLASS 2
LGV	CLASS 3
OGV1	CLASS 4
OGV2	CLASS 5
PSV	CLASS 6
	TIME
0 - 10 mph	0-10mph
10 - 15 mph	10-15mph
15 - 20 mph	15-20mph
20 - 25 mph	20-25mph
25 - 30 mph	25-30mph
30 - 35 mph	30-35mph
35 - 40 mph	35-40mph
40 - 45 mph	40-45mph
45 - 50 mph	45-50mph
50 - 60 mph	50-60mph
60 - 70 mph	60-70mph
70 - 80 mph	70-80mph
80 - 90 mph	80-90mph
90 - 100 mph	90mph+
AVG SPD	AVG SPD
85%ile	85%ile
> 30mph	PSL SPEEDING
% > 30mph	PSL% SPEEDING
	ACPO SPEEDING
	ACPO% SPEEDING
	DfT SPEEDING
	DfT% SPEEDING

ATC SUMMARY REPORT

PROJECT	35202 Ashford, Kent
LOCATION	35202-001 - Chart Road
LOC. DESC.	Chart Road
START DATE	Tue 02 May, 2023
END DATE	Mon 08 May, 2023
SPEED LIMIT	30mph
SURVEY TYPE	7-day ATC, 15min periods, 6 veh. classes

OVERVIEW

A 7-day automatic traffic count on Chart Road, commencing Tue 02 May 2023, recorded a total of 183,348 vehicles. The posted speed limit of 30mph was exceeded by 46.0% of vehicles, and the seasonally adjusted, combined AADT value is 26,068 (see Equipment & Methodology below).

COMBINED

Total recorded volume	**183,348**
Avg daily volume (based on 7 days)	26,192.6
Average daily speed (7 days)	29.2mph
Average daily 85%ile (7 days)	34.6mph
AADT (annual average daily traffic)	26,068
Avg weekday volume (Mon-Fri, 24hrs)	28,101.6
Avg weekday speed (Mon-Fri, 24hrs)	28.2mph
Avg 12hr weekday volume (Mon-Fri, 0700-1900)	22,273.0
Avg 12hr weekday speed (Mon-Fri, 0700-1900)	26.9mph

The combined summary on the left shows the total volumes, average speeds, AADT and 85%iles recorded in both directions from all the recorded data. Speeding vehicles are defined as those travelling 31mph and above.

The summaries below provide directionalised details including speeding percentages and weekday daytime details.

EASTBOUND →

Total recorded volume	**89,514**
Avg daily volume (based on 7 days)	12,787.7
Average daily speed (7 days)	30.6mph
Average daily 85%ile (7 days)	35.3mph
% of vehicles exceeding 30mph	53.4%
Avg weekday volume (Mon-Fri, 24hrs)	13,709.8
Avg weekday speed (Mon-Fri, 24hrs)	30.0mph
Avg 12hr weekday volume (Mon-Fri, 0700-1900)	10,817.6
Avg 12hr weekday speed (Mon-Fri, 0700-1900)	28.9mph
Avg 12hr weekday 85%ile (Mon-Fri, 0700-1900)	33.3mph

WESTBOUND ←

Total recorded volume	**93,834**
Avg daily volume (based on 7 days)	13,404.9
Average daily speed (7 days)	27.8mph
Average daily 85%ile (7 days)	33.9mph
% of vehicles exceeding 30mph	38.6%
Avg weekday volume (Mon-Fri, 24hrs)	14,391.8
Avg weekday speed (Mon-Fri, 24hrs)	26.4mph
Avg 12hr weekday volume (Mon-Fri, 0700-1900)	11,455.4
Avg 12hr weekday speed (Mon-Fri, 0700-1900)	24.8mph
Avg 12hr weekday 85%ile (Mon-Fri, 0700-1900)	31.5mph

SITE LOCATION

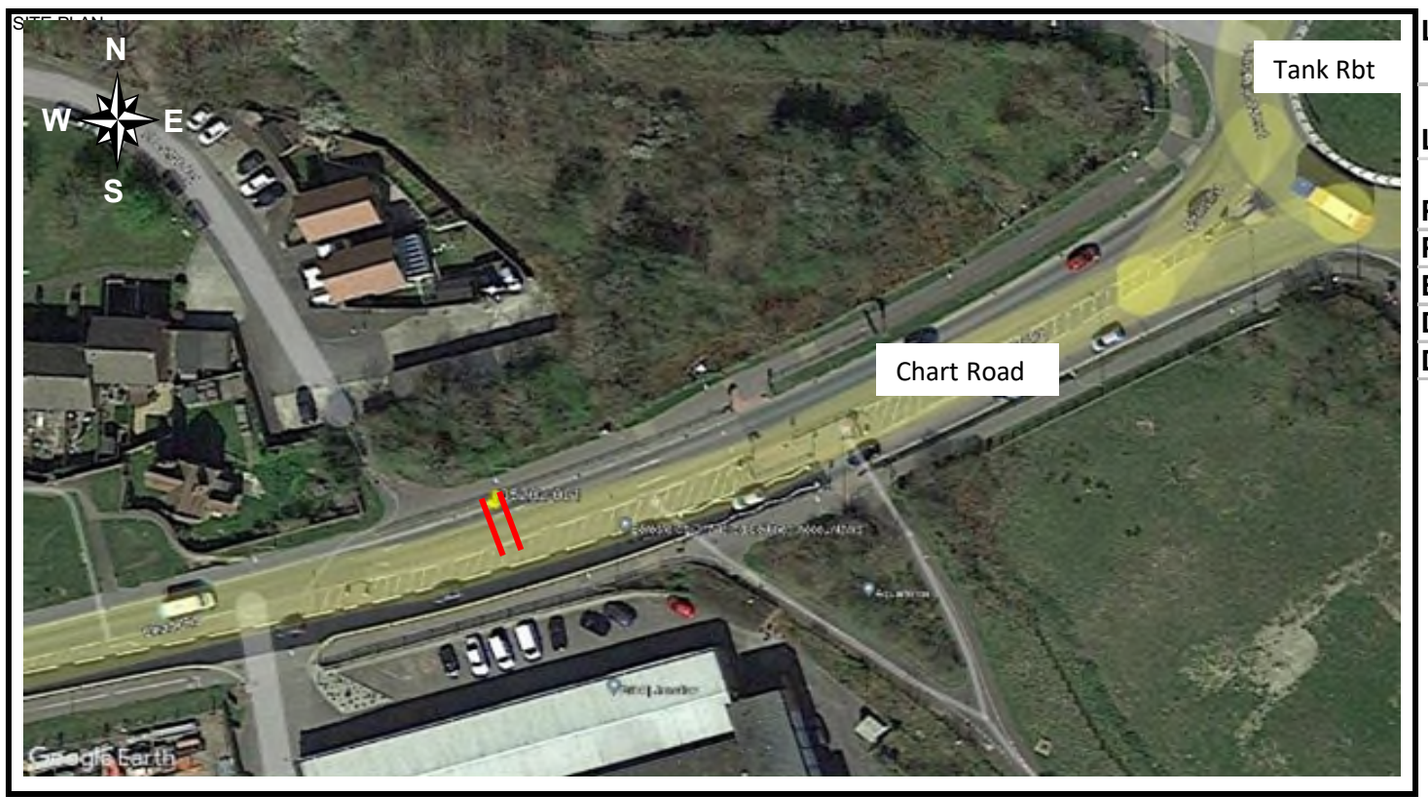

Location	Chart Road
Lat, lng.	51° 9'7.54"N, 0°51'23.35"E
Project & site	35202-001
PSL	30mph
Bus route	No
Direction 1	Eastbound→
Direction 2	Westbound←

DAILY SPEEDS

EASTBOUND →

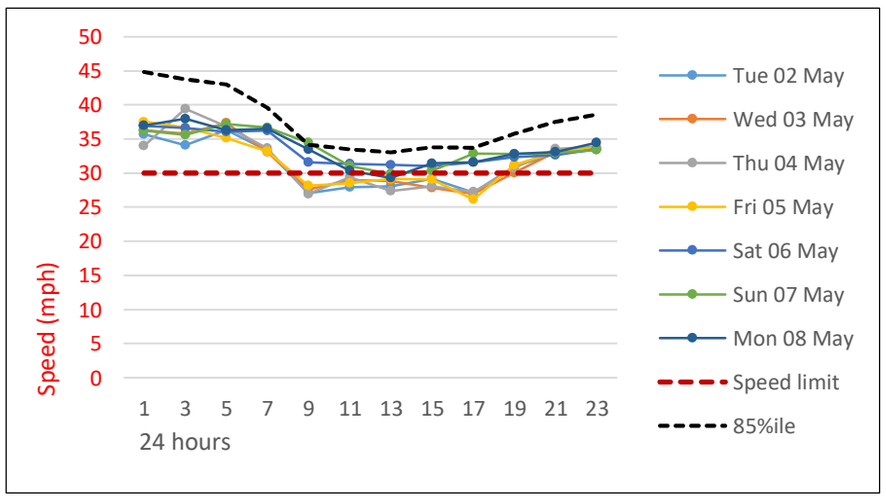

WESTBOUND ←

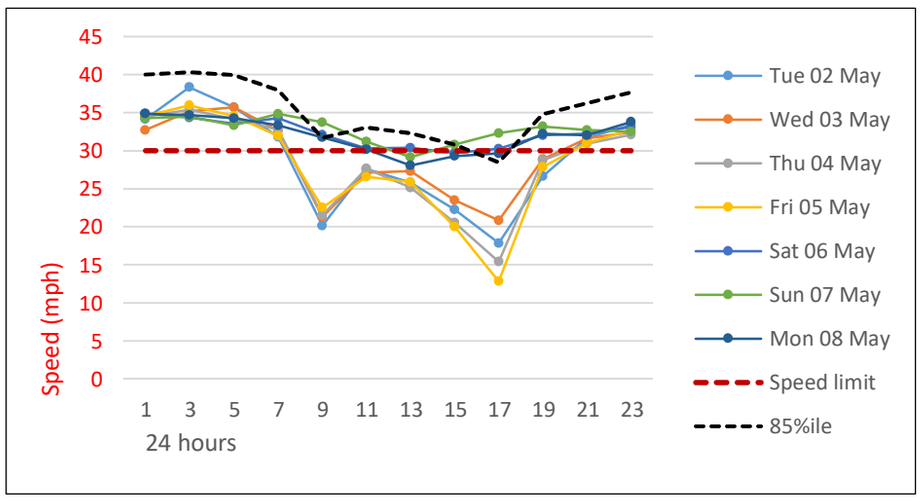

Average daily speeds (solid thin colours) and 85%ile (dashed black) compared against 30mph posted speed limit (dashed red). The 85%ile is the speed at which 85% of all vehicles are observed to travel under free flowing conditions. A minimum of ten vehicles per speed bin is required for this calculation, hence the overnight low-volume 85%ile values may be zero.

The peak average eastbound daytime speed was 37mph at 07:15 on Sun 07 May, whilst the peak average westbound speed was 35.9mph at 07:00 on Sun 07 May (based on 15min averages between 0700 & 1900).

HOURLY VOLUMES

EASTBOUND →

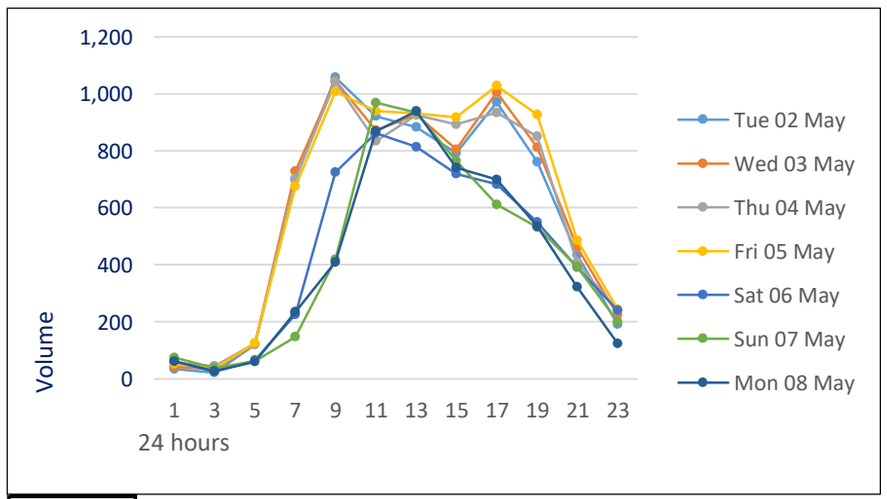

→ Hourly eastbound traffic volumes over each 24hr period for 7 days from all available data.

WESTBOUND ←

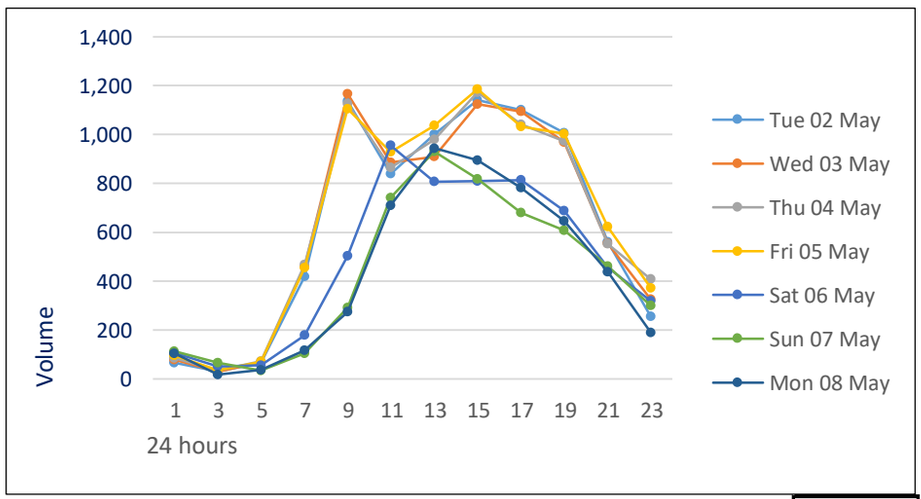

Hourly westbound traffic volumes over each 24hr period for 7 days from all available data. ←

15min VOL & SPEED

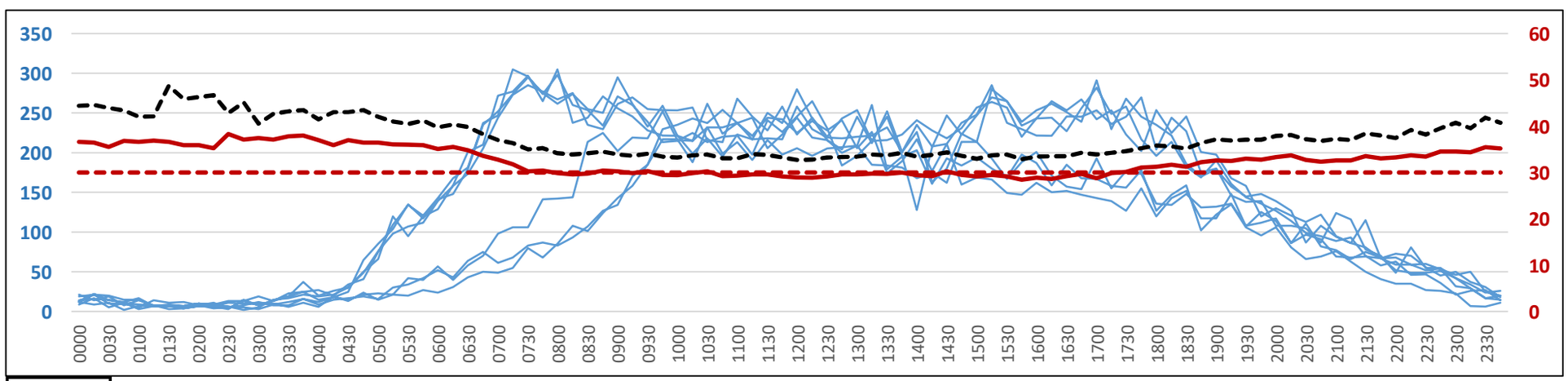

→ 15min daily eastbound flows (blue), against the average speed (red) and 85%ile (dotted black) for each 15min period over the 7-day period.

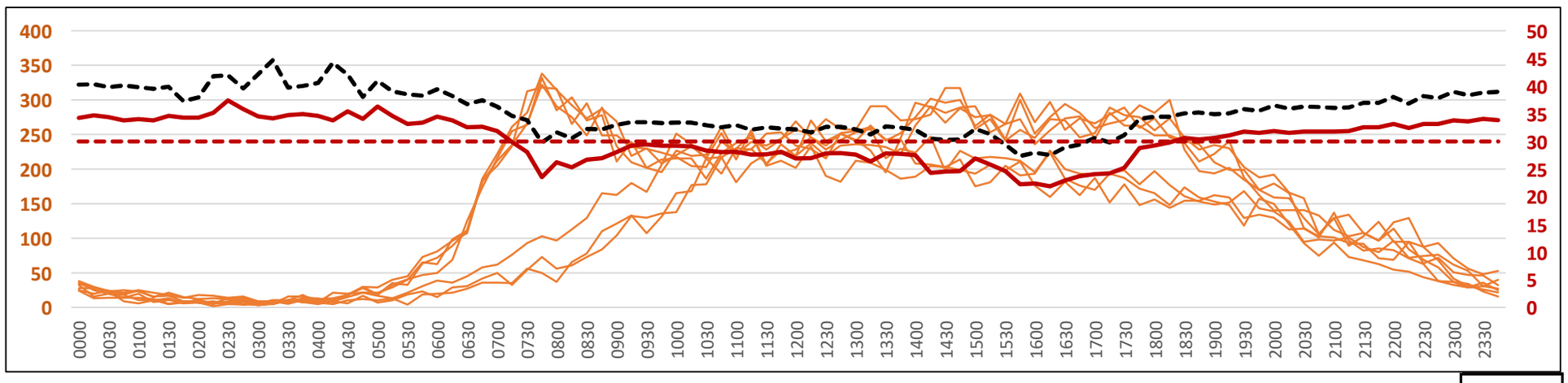

15min daily westbound flows (orange), against the average weekly speed (red) and 85%ile (dotted black) for each 15min period over the 7-day period. ←

DAILY VOLUMES

EAST & WESTBOUND

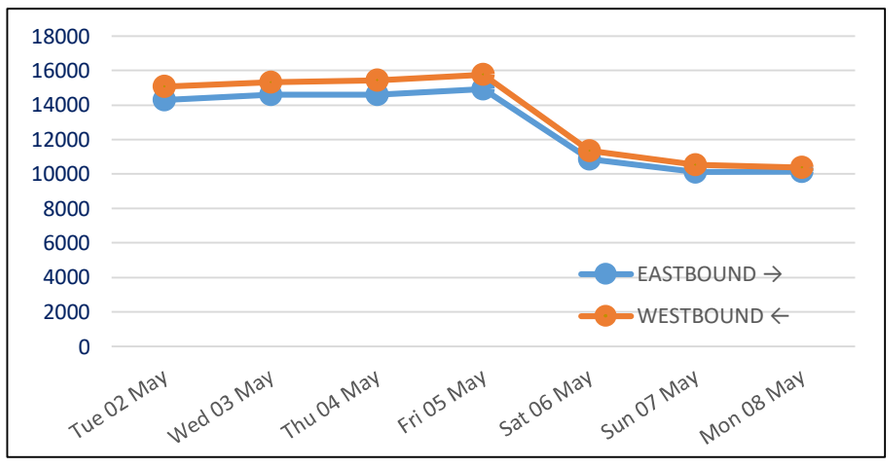

Total 24hr eastbound (blue) and westbound (orange) traffic volumes over 7 consecutive days from all available data.

Unusually, the lowest volumes were NOT recorded on a Sunday but on the Monday, whilst the highest was on the Friday.

7-DAY AVERAGE CLASSES

EASTBOUND 7-DAY AVG →

TIME	MOTOR CYCLES	CARS / LGV	OGV1	OGV2	PSV	TOTAL
0000	0.1	50.3	1.9	1.7	0.7	**54.7**
0100	1.0	28.6	1.6	1.3	0.3	**32.7**
0200	0.3	28.0	1.4	2.6	0.0	**32.3**
0300	0.4	53.0	2.4	1.6	0.0	**57.4**
0400	1.0	90.3	3.6	1.9	0.1	**96.9**
0500	0.6	272.0	9.0	4.4	0.4	**286.4**
0600	3.4	466.9	11.0	5.9	0.4	**487.6**
0700	4.0	751.6	7.3	9.4	0.6	**772.9**
0800	4.9	788.0	10.1	10.3	1.7	**815.0**
0900	5.6	871.7	14.1	12.3	1.6	**905.3**
1000	4.4	858.3	16.4	14.0	2.3	**895.4**
1100	6.7	876.0	12.9	14.1	1.1	**910.9**
1200	7.1	870.7	13.7	14.3	1.4	**907.3**
1300	5.0	821.3	10.4	11.0	1.1	**848.9**
1400	5.3	780.0	9.9	8.7	0.9	**804.7**
1500	5.6	854.0	8.3	9.6	0.7	**878.1**
1600	5.7	825.3	7.4	7.9	0.9	**847.1**
1700	5.7	824.3	5.0	5.6	0.1	**840.7**
1800	5.7	693.1	3.1	7.1	0.3	**709.4**
1900	7.3	550.4	3.4	2.9	0.4	**564.4**
2000	3.9	403.9	3.4	2.6	0.0	**413.7**
2100	1.4	304.7	2.7	2.1	0.1	**311.1**
2200	1.9	201.4	1.7	4.1	0.0	**209.1**
2300	0.9	101.0	1.6	2.1	0.0	**105.6**
12hr TTL	**65.7**	**9814.3**	**118.7**	**124.3**	**12.7**	**10135.7**
24hr TTL	**87.9**	**12364.7**	**162.4**	**157.4**	**15.3**	**12787.7**
	1%	97%	1%	1%	0%	

WESTBOUND 7-DAY AVG ←

TIME	MOTOR CYCLES	CARS / LGV	OGV1	OGV2	PSV	TOTAL
0000	0.9	89.7	0.4	1.3	0.0	**92.3**
0100	1.1	51.3	0.4	0.4	0.1	**53.4**
0200	0.3	36.1	0.3	0.6	0.0	**37.3**
0300	0.3	33.4	1.7	0.1	0.0	**35.6**
0400	1.1	54.6	1.1	0.7	0.0	**57.6**
0500	1.9	110.1	1.7	3.1	0.3	**117.1**
0600	2.4	299.0	6.0	6.0	0.6	**314.0**
0700	3.1	681.9	10.9	17.0	0.6	**713.4**
0800	3.9	762.1	12.9	21.0	0.3	**800.1**
0900	5.0	722.4	14.1	11.6	0.7	**753.9**
1000	6.9	810.1	14.7	13.4	1.0	**846.1**
1100	5.3	877.7	13.6	14.0	1.0	**911.6**
1200	5.3	907.0	15.4	15.3	0.9	**943.9**
1300	5.3	918.0	15.1	18.3	0.9	**957.6**
1400	6.1	975.9	14.3	23.1	1.1	**1020.6**
1500	6.1	931.0	8.3	16.0	1.6	**963.0**
1600	7.4	902.9	7.4	16.1	1.1	**935.0**
1700	7.3	895.4	4.9	16.7	0.7	**925.0**
1800	6.3	818.7	7.1	9.6	0.1	**841.9**
1900	5.7	691.3	5.1	7.4	0.3	**709.9**
2000	5.3	510.3	2.3	2.6	0.0	**520.4**
2100	4.0	386.3	1.3	1.9	0.0	**393.4**
2200	3.4	303.0	1.3	1.6	0.0	**309.3**
2300	0.9	149.0	1.1	1.4	0.1	**152.6**
12hr TTL	**68.0**	**10203.1**	**138.7**	**192.1**	**10.0**	**10612.0**
24hr TTL	**95.3**	**12917.3**	**161.6**	**219.3**	**11.4**	**13404.9**
	1%	96%	1%	2%	0%	

Average daily eastbound and westbound volumes by class (condensed to the AQMA scheme), including 12hr totals for 0700-1900 and overall average percentages. Calculated from all available data over 7 days.

CYCLE PROVISION

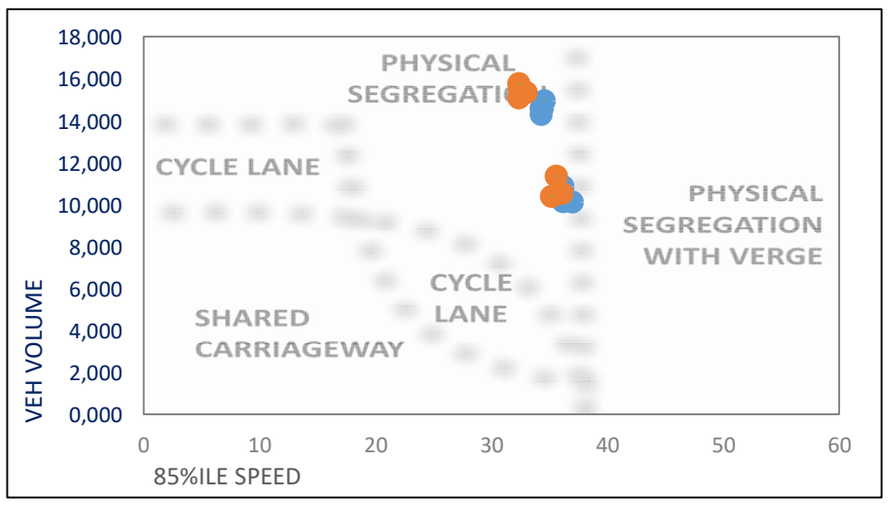

The diagram compares total daily traffic flow (vertical axis) against the average daily 85%ile speed (horizontal axis) to demonstrate cyclist and vulnerable user considerations.

The guidelines are based on the Sustrans Design Manual (Apr 2014); Understanding User Needs, part 2.

Valid 85%iles are required to plot the graph.

METHODOLOGY

Equipment & methodology

Automatic traffic counts are undertaken using a pair of pneumatic tubes installed securely across the carriageway, one metre apart, recording air pulses to determine vehicle speed, class and volume. The ATC equipment generally remains in place for a consecutive seven day period, and the data analysed post-survey.

In queuing conditions, the accuracy of ATC recording equipment will reduce as follows;

- 20 – 30mph: potential reduction of 9% accuracy in volume values
- 10 – 20mph: potential reduction of 26% accuracy in volume values
- 00 – 10mph: potential reduction of 39% accuracy in volume values

These figures are based on multiple ATC results compared against accepted reference values from resilient manual counts.

AADTs are calculated using the seasonal COBA methodology; DMRB Vol. 13, Pt 4:

Equipment damage & failure

Although checked intermittently the equipment remains unmanned for much of the duration of the survey, and can potentially be interfered with, vandalised, damaged or stolen and A-T-R cannot be held responsible for any periods where data has not been captured.

The equipment is located in accordance with the details provided by the client and A-T-R cannot be held responsible for the accuracy of the data or loss of equipment due to theft and vandalism.

Weather & environmental

Inclement conditions during winter months or outbreaks of unseasonable weather may affect survey data collection. This can result in distorted traffic flows or unusable data and should be considered prior to survey approval. Although forecast checks are made prior to the survey commencing, A-T-R cannot be held responsible for the forecast accuracy.

Roadworks & events

Where possible, roadworks checks are made 7 days before the survey commences. Additionally, influencing major local events are also monitored, covering the immediate vicinity of the surveys and any routes likely to affect the outcome of the survey.

CLASS	ABBREV.	DESCRIPTION	LENGTH	COBA
1	MC	Motorcycle	SHORT Up to 5.5m	N/A
2	SV	Cars, taxis, 4WD, vans		CAR & LGV
3	SVT	Class 2 plus trailer	MEDIUM 5.5m to 14.5m	
4	TB2	2 axle truck / bus		OGV1 & PSV
5	TB3	3 axle truck / bus		OGV1
6	T4	4 axle truck		OGV2
7	ART3	3 axle articulated	LONG 11.5m to 19.0m	
8	ART4	4 axle articulated		
9	ART5	5 axle articulated		
10	ART6	6+ axle articulated		

Vehicle classifications

Vehicles recorded by the ATC are placed into one of ten classes based on axle spacing and pattern. This scheme is based on the AustRoad 94 algorithm and modified for UK traffic, referred to as ARX. The table on the left aligns the ARX classifications with the COBA Chapter 8 (Vol 13, Sec 1) classifications.

Under adverse conditions the accuracy of ATC classifications will deteriorate and an appropriate link count should be used for validation.

Disclaimer

Although every attempt is made to achieve accuracy, A-T-R may not be held liable for errors of fact or interpretation.

PROJECT 35202 Ashford, Kent
SITE 35202-001
LOCATION CHART ROAD
DIRECTION **EASTBOUND →**
PSL 30mph

DIR 1

	DIR 1
ALL VEHICLES	TOTAL
Mcycles	CLASS 1
Cars, taxis, 4WD	CLASS 2
LGV	CLASS 3
OGV1	CLASS 4
OGV2	CLASS 5
PSV	CLASS 6
	TIME
0 - 10 mph	0-10mph
10 - 15 mph	10-15mph
15 - 20 mph	15-20mph
20 - 25 mph	20-25mph
25 - 30 mph	25-30mph
30 - 35 mph	30-35mph
35 - 40 mph	35-40mph
40 - 45 mph	40-45mph
45 - 50 mph	45-50mph
50 - 60 mph	50-60mph
60 - 70 mph	60-70mph
70 - 80 mph	70-80mph
80 - 90 mph	80-90mph
90 - 100 mph	90mph+
AVG SPD	AVG SPD
85%ile	85%ile
> 30mph	PSL SPEEDING
% > 30mph	PSL% SPEEDING
	ACPO SPEEDING
	ACPO% SPEEDING
	DfT SPEEDING
	DfT% SPEEDING

Tue 02 May

DAY 1	TOTAL	CLS 1	CLS 2	CLS 3	CLS 4	CLS 5	CLS 6	TIME	SPD1 0 10	SPD2 10 15	SPD3 15 20	SPD4 20 25	SPD5 25 30	SPD6 30 35	SPD7 35 40	SPD8 40 45	SPD9 45 50	SPD10 50 60	SPD11 60 70	SPD12 70 80	SPD13 80 90	SPD14 90 100	AVG	85%ile	PSL	PSL%	SPD 1 35 ACPO	SPD 2 35 ACPO	SPD 3 45 DfT	SPD 4 45 DfT
0000	12	0	11	1	0	0	0	0000	0	0	0	0	0	2	1	1	0	0	0	0	0	0	37.9	43.5	10	83.3	9	75.0	0	0.0
0015	9	0	8	0	0	1	0	0015	0	0	0	0	0	1	1	3	0	0	0	0	0	0	35.3 -	39.3	7	77.8	4	44.4	0	0.0
0030	11	0	10	1	0	0	0	0030	0	0	0	0	0	1	1	1	0	0	0	0	0	0	33.2 -		7	63.6	6	54.6	0	0.0
0045	2	0	1	1	0	0	0	0045	0	0	0	0	0	0	0	4	0	0	0	0	0	0	38.2 -		1	50.0	1	50.0	0	0.0
0100	7	1	3	1	0	2	0	0100	0	0	0	0	0	0	0	4	0	0	0	0	0	0	34.1 -		3	42.9	2	28.6	1	14.3
0115	8	0	6	2	0	0	0	0115	0	0	0	0	0	1	0	0	0	0	0	0	0	0	42.3 -		8	100.0	7	87.5	2	25.0
0130	3	0	1	1	1	0	0	0130	0	0	0	0	0	2	0	0	0	0	0	0	0	0	39.9 -		2	66.7	2	66.7	1	33.3
0145	4	0	2	0	2	0	0	0145	0	0	0	0	0	0	0	0	0	0	0	0	0	0	39.3 -		4	100.0	3	75.0	0	0.0
0200	7	0	5	0	2	0	0	0200	0	0	0	0	0	2	1	1	0	0	0	0	0	0	33.7 -		5	71.4	4	57.1	0	0.0
0215	6	0	5	0	1	0	0	0215	0	0	0	0	0	1	0	0	0	0	0	0	0	0	33.1 -		5	83.3	1	16.7	0	0.0
0230	6	0	6	0	0	0	0	0230	0	0	0	0	0	1	0	0	0	0	0	0	0	0	35.6 -		6	100.0	4	66.7	0	0.0
0245	2	0	2	0	0	0	0	0245	0	0	0	0	0	0	0	0	0	0	0	0	0	0	34.1 -		2	100.0	1	50.0	0	0.0
0300	5	0	4	1	0	0	0	0300	0	0	0	0	0	0	1	1	0	0	0	0	0	0	37.1 -		4	80.0	3	60.0	1	20.0
0315	15	1	11	1	1	0	0	0315	0	0	0	0	0	2	0	0	0	0	0	0	0	0	35.2	39.2	13	86.7	10	66.7	0	0.0
0330	17	0	16	1	0	0	0	0330	0	0	0	0	0	1	0	0	0	0	0	0	0	0	38.9	44.5	16	94.1	10	70.6	2	11.8
0345	21	0	19	1	1	0	0	0345	0	0	0	0	0	1	0	0	0	0	0	0	0	0	38.5	44.0	20	95.2	13	61.9	2	9.5
0400	19	0	13	3	2	0	0	0400	0	0	0	0	0	0	0	0	0	0	0	0	0	0	35.1	39.7	17	89.5	12	63.2	1	5.3
0415	21	0	19	2	0	0	0	0415	0	0	0	0	0	1	0	0	0	0	0	0	0	0	35.8	43.9	17	81.0	12	57.1	3	14.3
0430	30	0	20	6	1	0	0	0430	0	0	0	0	0	1	0	0	0	0	0	0	0	0	36.3	40.2	28	93.3	17	56.7	1	3.3
0445	50	1	48	14	3	1	0	0445	0	0	0	0	0	2	1	1	0	0	0	0	0	0	37.0	42.3	46	92.0	34	68.0	5	10.0
0500	66	0	48	14	3	1	0	0500	0	0	0	0	0	1	0	0	0	0	0	0	0	0	36.2	42.8	56	84.9	41	62.1	3	4.5
0515	120	1	90	23	5	1	0	0515	0	0	0	0	0	2	0	0	0	0	0	0	0	0	35.3	38.9	105	87.5	61	50.8	2	1.7
0530	95	0	75	17	2	0	0	0530	0	0	0	0	0	0	0	0	0	0	0	0	0	0	35.7	39.6	93	97.9	52	54.7	2	2.1
0545	120	0	96	19	3	2	0	0545	0	0	0	0	0	0	0	0	0	0	0	0	0	0	34.6	39.4	97	80.8	56	46.7	1	0.8
0600	129	0	96	23	7	3	0	0600	0	0	0	0	0	1	0	0	0	0	0	0	0	0	33.7	39.1	105	81.4	49	38.0	1	0.0
0615	159	0	123	30	3	2	1	0615	0	0	0	0	0	0	0	0	0	0	0	0	0	0	34.5	38.7	137	86.2	75	47.2	1	0.6
0630	201	0	156	37	4	2	0	0630	0	0	0	0	0	0	0	0	0	0	0	0	0	0	34.5	39.1	175	87.1	87	43.3	1	0.5
0645	210	2	175	29	2	2	0	0645	0	0	0	0	0	3	2	2	0	0	0	0	0	0	31.1	35.5	120	57.1	37	17.6	1	0.5
0700	272	3	240	22	5	2	0	0700	0	0	0	0	0	2	5	93	1	0	0	0	0	0	31.4	35.5	170	62.5	44	16.2	1	0.4
0715	277	3	239	31	3	1	0	0715	0	0	0	0	0	3	23	26	97	1	0	0	0	0	28.7	33.6	128	46.2	17	6.1	0	0.0
0730	297	0	272	19	3	3	0	0730	0	0	0	0	0	1	2	5	20	163	0	0	0	0	28.8	32.1	106	35.7	12	4.0	0	0.0
0745	265	1	244	18	0	3	0	0745	0	0	0	0	0	1	7	17	25	94	0	0	0	0	28.3	32.8	119	44.9	21	7.9	0	0.0
0800	305	2	279	19	2	3	0	0800	0	0	0	0	0	8	12	5	3	36	180	80	31.5	28.0	28.0	31.5	80	26.2	8	2.6	0	0.0
0815	238	0	217	15	3	2	1	0815	0	0	0	0	0	1	8	12	16	34	129	39	30.2	25.5	27.9	32.2	75	30.7	14	5.7	0	0.0
0830	244	1	223	17	1	2	0	0830	0	0	0	0	0	12	22	32	106	126	126	26.6	32.0	92	34.0	34	13	34.0	4	4.8	0	0.0
0845	271	2	247	16	5	0	1	0845	0	0	0	0	0	7	7	32	111	106	108	29.2	33.2	108	42.2	17	17	42.2	6	6.6	0	0.0
0900	256	1	229	17	5	3	1	0900	0	0	0	0	0	5	5	37	137	113	75	28.4	31.3	89	39.0	20	11	30.5	4	4.5	0	0.0
0915	246	1	223	16	4	1	1	0915	0	0	0	0	0	1	0	4	22	113	89	29.4	33.2	89	39.0	20	8	40.0	2	8.8	0	0.0
0930	228	0	204	18	3	2	1	0930	0	0	0	0	0	4	8	26	118	118	70	28.9	32.2	70	31.5	15	15	26.2	8	6.8	1	0.5
0945	222	3	194	17	4	4	0	0945	0	0	0	0	0	3	3	23	110	65	82	29.0	32.7	82	37.1	17	7	32.6	3	3.3	0	0.0
1000	221	2	194	17	2	6	0	1000	0	0	0	0	0	1	9	21	114	114	70	28.3	32.2	70	32.6	17	7	32.6	3	3.3	1	0.5
1015	215	0	186	17	7	4	1	1015	0	0	0	0	0	1	2	16	34	121	88	28.0	31.9	88	33.6	8	3	37.5	1	1.1	0	0.0
1030	262	2	224	28	6	1	1	1030	0	0	0	0	0	6	2	46	96	148	58	26.5	31.7	58	25.9	2	0	0.0	0	0.0	0	0.0
1045	224	1	193	17	7	5	1	1045	0	0	0	0	0	1	0	33	148	108	45	27.9	31.2	53	22.4	8	3	37.5	0	0.0	0	0.0
1100	237	0	211	20	1	5	0	1100	0	0	0	0	0	1	3	10	31	108	53	28.5	34.1	92	37.7	25	10	40.0	2	8.0	0	0.0
1115	244	5	209	19	4	7	0	1115	0	0	0	0	0	2	5	25	96	86	85	29.5	33.6	85	41.3	16	7	43.4	2	12.5	0	0.0
1130	206	1	187	13	3	2	0	1130	0	0	0	0	0	0	0	38	95	119	83	28.5	32.9	83	37.2	9	4	44.4	1	11.1	0	0.0
1145	223	2	197	17	2	7	0	1145	0	0	0	0	0	1	2	2	44	140	55	27.6	31.0	55	22.5	8	3	37.5	0	0.0	0	0.0
1200	244	2	216	16	6	4	0	1200	0	0	0	0	0	2	0	7	55	97	60	27.5	32.1	60	27.4	11	5	50.0	0	0.0	0	0.0
1215	216	3	189	22	4	4	0	1215	0	0	0	0	0	2	16	29	82	97	87	28.5	33.1	87	40.3	14	7	50.0	1	7.1	0	0.0
1230	204	1	175	14	8	5	1	1230	0	0	0	0	0	1	4	24	90	125	85	28.9	33.2	85	41.7	15	7	46.7	1	6.7	0	0.0
1245	245	0	225	15	2	3	0	1245	0	0	0	0	0	0	5	45	125	87	70	28.2	32.8	70	28.6	15	6	40.0	1	6.7	0	0.0
1300	212	0	186	17	3	5	1	1300	0	0	0	0	0	0	9	50	87	129	66	27.8	32.3	66	31.1	9	4	44.4	0	0.0	0	0.0
1315	252	1	216	24	4	7	0	1315	0	0	0	0	0	0	15	42	129	104	60	27.5	31.7	60	26.2	9	3	33.3	0	0.0	0	0.0
1330	201	3	170	18	2	7	0	1330	0	0	0	0	0	2	7	20	104	97	67	28.4	33.2	67	33.3	9	4	44.4	1	4.5	1	0.5
1345	226	2	201	13	6	3	1	1345	0	0	0	0	0	6	6	40	99	73	79	29.0	33.2	79	35.0	12	7	58.3	0	0.0	0	0.0
1400	163	0	146	13	2	1	1	1400	0	0	0	0	0	2	17	73	64	64	69	29.0	32.8	69	42.3	13	2	15.4	0	0.0	1	0.6
1415	180	1	156	12	4	7	0	1415	0	0	0	0	0	2	2	64	117	108	113	31.1	34.6	113	62.8	24	13	13.3	1	0.6	0	0.0
1430	224	2	196	18	5	3	0	1430	0	0	0	0	0	4	7	16	108	108	80	28.7	32.4	80	35.7	5	2	2.2	0	0.0	0	0.0
1445	214	0	196	12	3	3	0	1445	0	0	0	0	0	2	4	16	129	91	77	28.3	32.2	77	36.0	5	2	2.3	0	0.0	0	0.0
1500	280	1	252	16	5	5	1	1500	0	0	0	0	0	9	9	27	139	103	81	28.0	32.1	103	36.8	12	8	30.6	0	0.0	0	0.0
1515	265	1	235	20	6	2	1	1515	0	0	0	0	0	15	42	34	139	101	74	28.2	31.7	81	30.6	8	10	43.3	0	0.0	0	0.0
1530	234	0	215	15	3	1	0	1530	0	0	0	0	0	9	20	104	101	125	74	27.3	32.0	74	31.6	10	4	40.0	0	0.0	0	0.0
1545	243	1	221	13	2	6	0	1545	0	0	0	0	0	2	6	40	99	73	45	26.1	30.2	45	18.5	4	1	16.6	0	0.0	0	0.0
1600	244	1	228	14	0	1	0	1600	0	0	0	0	0	2	17	73	64	64	45	24.5	30.9	45	19.4	5	2	2.0	0	0.0	0	0.0
1615	227	2	208	13	2	0	0	1615	0	0	0	0	0	1	4	8	15	116	83	28.7	32.0	83	36.6	14	6	42.9	0	0.0	0	0.0
1630	256	0	231	20	3	2	0	1630	0	0	0	0	0	5	13	18	119	86	111	29.3	33.3	111	43.4	24	9	44.4	2	8.3	0	0.0
1645	282	1	262	18	1	0	0	1645	0	0	0	0	0	2	16	23	65	86	90	26.2	32.5	90	31.9	11	3	27.3	0	0.0	0	0.0
1700	249	3	232	10	4	0	0	1700	0	0	0	0	0	6	10	32	43	80	78	26.2	32.1	78	31.3	13	5	38.5	0	0.0	0	0.0
1715	258	2	247	7	1	1	0	1715	0	0	0	0	0	4	12	33	68	82	59	25.3	31.8	59	22.9	11	4	36.4	0	0.0	0	0.0
1730	217	1	199	16	0	1	0	1730	0	0	0	0	0	1	7	6	14	69	45	30.1	34.9	120	55.3	16	11	68.8	0	0.0	0	0.0
1745	196	2	182	12	0	0	0	1745	0	0	0	0	0	0	0	3	7	82	104	30.9	35.9	104	53.1	32	16	76.2	1	3.1	0	0.0
1800	214	0	200	10	3	1	0	1800	0	0	0	0	0	1	3	10	28	68	126	30.4	34.3	129	60.3	23	10	88.5	0	0.0	1	0.5
1815	182	4	160	15	1	0	0	1815	0	0	0	0	0	3	1	3	10	51	126	32.1	35.1	126	69.2	28	15	92.6	0	0.0	5	2.7
1830	169	2	157	12	2	0	0	1830	0	0	0	0	0	0	0	0	5	74	90	30.6	34.0	90	53.3	16	9	56.3	0	0.0	0	0.0
1845	190	1	175	12	1	0	0	1845	0	0	0	0	0	1	6	44	74	105	140	31.9	35.6	140	73.7	35	16	18.4	0	0.0	0	0.0
1900	161	3	146	9	3	0	0	1900	0	0	0	0	0	2	40	41	68	40	119	32.6	36.7	119	73.9	45	28	28.0	0	0.0	0	0.0
1915	144	2	129	10	1	0	0	1915	0	0	0	0	0	6	40	40	108	40	96	31.9	35.6	96	66.7	28	19	19.4	1	0.7	3	2.2
1930	136	2	127	5	1	1	0	1930	0	0	0	0	0	6	23	51	90	40	90	32.1	36.8	90	66.2	32	16	23.5	3	2.2	3	2.2
1945	127	0	114	12	0	1	0	1945	0	0	0	0	0	3	23	53	79	41	57	34.8	40.6	101	79.5	53	14	41.7	6	4.7	2	1.8
2000	114	0	108	5	1	0	0	2000	0	0	0	0	0	5	19	38	90	38	57	33.6	38.2	90	79.0	38	15	33.3	2	1.8	0	0.0
2015	99	1	88	5	3	2	0	2015	0	0	0	0	0	6	35	32	57	26	21	30.8	35.1	57	57.6	15	26	15.2	1	1.0	0	0.0
2030	95	1	90	3	1	0	1	2030	0	0	0	0	0	4	22	16	41	22	63	31.7	36.7	63	60.0	26	21	27.4	2	2.2	2	1.1
2045	89	1	79	7	1	0	1	2045	0	0	0	0	0	1	11	12	33	101	63	32.4	36.9	63	70.8	21	20	21.5	1	1.1	1	1.4
2100	93	0	88	3	1	0	1	2100	0	0	0	0	0	3	22	41	125	73	58	33.1	36.6	76	81.7	20	24	34.3	1	1.4	1	1.7
2115	70	1	64	5	0	0	0	2115	0	0	0	0	0	7	13	29	77	73	58	33.6	38.1	58	82.9	24	24	41.4	1	1.4	0	0.0
2130	58	0	53	4	1	0	0	2130	0	0	0	0	0	1	4	8	15	116	83	34.1	41.5	44	75.9	24	16	25.4	0	0.0	0	0.0
2145	63	2	58	3	0	0	0	2145	0	0	0	0	0	2	5	18	119	86	49	32.8	37.3	49	77.8	16	14	34.8	1	2.2	0	0.0
2200	46	0	42	3	0	1	0	2200	0	0	0	0	0	2	10	32	43	80	34	33.3	39.4	34	73.9	16	10	38.3	0	0.0	1	2.8
2215	47	0	45	0	0	0	0	2215	0	0	0	0	0	0	5	8	13	95	32	33.2	37.3	32	68.1	15	15	41.7	1	2.8	0	0.0
2230	36	0	33	3	0	0	0	2230	0	0	0	0	0	0	5	11	16	74	31	34.7	39.4	31	86.1	15	12	57.1	0	0.0	2	7.7
2245	21	0	16	4	0	0	0	2245	0	0	0	0	0	1	2	7	15	40	23	36.8	39.8	23	88.5	16	2	61.5	2	7.7	2	7.4
2300	26	0	18	4	3	1	0	2300	0	0	0	0	0	0	1	2	5	14	14	36.7	42.9	20	92.6	20	7	74.1	0	0.0	2	7.4
2315	27	0	13	1	0	0	0	2315	0	0	0	0	0	0	0	0	0	7	14	35.3	38.3	14	100.0	7	7	50.0	0	0.0	0	0.0
2330	14	0	13	1	0	0	0	2330	0	0	0	0	0	0	0	0	0	0	0											
2345								2345																						
TOTAL	11269	64	10097	796	156	139	17	TOTAL	69	173	462	1429	5062	3399	589	69	11	4	2	0	0	0	28.3	32.7	4074	36.2	675	6.0	17	0.2
06-22	13344	80	11908	995	186	156	19	06-22	70	174	466	1492	5540	4318	1056	190	27	9	2	0	0	0	29.0	33.7	5602	42.0	1284	9.6	38	0.3
06-00	13624	83	12160	1013	189	160	19	06-00	70	174	466	1495	5593	4422	1150	210	31	11	2	0	0	0	29.1	33.8	5826	42.8	1404	10.3	44	0.3
00-00	14280	87	12674	1113	211	176	19	00-00	70	175	468	1501	5668	4627	1400	298	55	16	2	0	0	0	29.4	34.3	6398	44.8	1771	12.4	73	0.5

PROJECT 35202 Ashford, Kent
SITE 35202-001
LOCATION CHART ROAD
DIRECTION **EASTBOUND →**
PSL 30mph

DIR 1

Wed 03 May
DAY 2

Time	Total Cls 1	Cls 2	Cls 3	Cls 4	Cls 5	Cls 6	Fix1	Vbin 0 10	Vbin 10 15	Vbin 15 20	Vbin 20 25	Vbin 25 30	Vbin 30 35	Vbin 35 40	Vbin 40 45	Vbin 45 50	Vbin 50 60	Vbin 60 70	Vbin 70 80	Vbin 80 90	Vbin 90 100	Mean 85	Vcrp 85	jPSL 30	jPSL% 30	Acpo 30	Acpo% 30	Dft 30	Dft% 30
0000	0	7	1	1	0	0	9	0	0	0	0	0	3	4	1	0	0	0	0	0	0	34.9 -	8	88.9	5	55.6	0	0	0.0
0015	17	14	2	0	1	0	17	0	0	0	0	0	6	6	0	0	0	0	0	0	0	37.2 -	15	88.2	9	52.9	3	17.7	0.0
0030	5	0	1	1	0	0	5	0	0	0	0	0	3	3	0	0	0	0	0	0	0	33.9 -	4	80.0	3	60.0	0	0.0	0.0
0045	11	5	1	4	0	0	11	0	0	0	0	0	2	2	0	0	0	0	0	0	0	37.1 -	49.9	81.8	9	54.6	3	27.3	0.0
0100	3	2	0	0	0	0	3	0	0	0	0	0	1	1	0	0	0	0	0	0	0	42.4 -		66.7	2	66.7	1	33.3	0.0
0115	7	6	0	0	1	0	7	0	0	0	0	0	1	1	0	0	0	0	0	0	0	35.7 -		85.7	6	85.7	5	71.4	0.0
0130	7	7	0	0	0	0	7	0	0	0	0	0	1	1	0	0	0	0	0	0	0	31.9 -		100.0	6	85.7	0	0.0	0.0
0145	7	5	0	1	0	0	7	0	0	0	0	0	1	1	0	0	0	0	0	0	0	35.3 -		83.3	5	83.3	2	28.6	1.0
0200	10	6	1	3	0	0	10	0	0	0	0	0	3	5	1	0	0	0	0	0	0	35.2 -		90.0	9	90.0	6	60.0	0.0
0215	6	5	0	1	0	0	6	0	0	0	0	0	1	1	0	0	0	0	0	0	0	36.0 -		83.3	5	83.3	0	0.0	16.7
0230	3	3	0	0	0	0	3	0	0	0	0	0	2	2	0	0	0	0	0	0	0	36.8 -		100.0	3	100.0	2	66.7	0.0
0245	15	9	3	2	1	0	15	0	0	0	0	0	1	3	2	0	0	0	0	0	0	35.9 -	42.2	80.0	12	80.0	10	66.7	0.0
0300	8	4	0	2	0	0	8	0	0	0	0	0	1	2	0	0	0	0	0	0	0	37.5 -		87.5	7	87.5	6	75.0	1.0
0315	14	12	0	1	1	0	14	0	0	0	0	0	1	1	0	0	0	0	0	0	0	35.1	40.3	92.9	13	92.9	7	50.0	0.0
0330	19	17	0	0	0	0	19	0	0	0	0	0	1	1	0	0	0	0	0	0	0	39.1	45.1	94.7	18	94.7	13	68.4	1.0
0345	25	23	0	0	0	0	25	0	0	0	0	0	2	2	0	0	0	0	0	0	0	38.1	43.6	100.0	25	100.0	18	72.0	2.0
0400	27	22	4	4	0	0	27	0	0	0	0	0	3	3	0	0	0	0	0	0	0	38.4	44.4	100.0	27	100.0	19	70.4	1.0
0415	20	12	5	1	1	0	20	0	0	0	0	0	1	1	0	0	0	0	0	0	0	38.4	45.5	95.0	19	95.0	14	70.0	4.0
0430	34	26	6	2	0	0	34	0	0	0	0	0	2	5	1	0	0	0	0	0	0	35.8	41.7	85.3	29	85.3	20	58.8	4.0
0445	41	32	6	2	0	0	41	0	0	0	0	0	1	1	0	0	0	0	0	0	0	37.4	43.3	92.7	38	92.7	30	73.2	3.0
0500	75	60	11	2	1	0	75	0	0	0	0	0	3	5	0	0	0	0	0	0	0	34.7	39.2	84.0	63	84.0	30	40.0	2.0
0515	109	80	16	8	1	0	109	0	0	0	0	0	2	5	0	0	0	0	0	0	0	36.0	40.5	94.5	103	94.5	60	55.1	2.7
0530	134	105	27	1	1	0	134	0	0	0	0	0	1	3	0	0	0	0	0	0	0	34.9	39.2	88.1	118	88.1	65	48.5	2.8
0545	121	99	20	2	0	0	121	0	0	0	0	0	1	3	0	0	0	0	0	0	0	34.5	38.9	85.1	103	85.1	55	45.5	1.0
0600	143	110	25	3	0	0	143	0	0	0	0	0	2	3	0	0	0	0	0	0	0	32.8	36.6	73.4	105	73.4	38	26.6	2.5
0615	168	140	23	3	1	0	168	0	0	0	0	0	1	1	0	0	0	0	0	0	0	34.1	37.9	86.3	145	86.3	57	33.9	1.4
0630	181	148	24	7	0	0	181	0	0	0	0	0	2	3	0	0	0	0	0	0	0	33.5	37.3	78.5	142	78.5	61	33.7	0.0
0645	237	198	30	4	0	0	237	1	1	0	0	0	2	3	0	0	0	0	0	0	0	32.3	36.2	75.5	179	75.5	51	21.5	0.0
0000	247	218	19	3	0	0	247	0	0	0	0	0	3	4	1	0	0	0	0	0	0	30.5	34.3	62.8	155	62.8	28	11.3	0.0
0015	305	265	28	7	1	0	305	3	3	0	0	0	7	7	0	0	0	0	0	0	0	28.7	33.6	43.0	131	43.0	17	5.6	0.0
0030	213	191	12	4	2	0	213	0	0	0	0	0	4	4	0	0	0	0	0	0	0	27.4	32.8	35.1	104	35.1	12	4.1	0.0
0045	220	194	12	5	3	0	220	0	0	0	0	0	4	5	0	0	0	0	0	0	0	26.9	31.4	29.2	80	29.2	6	2.2	0.0
0100	222	189	24	6	0	0	222	1	1	0	0	0	2	6	0	0	0	0	0	0	0	27.8	31.8	30.5	91	30.5	10	3.4	0.0
0115	198	161	23	4	7	2	198	1	1	0	0	0	2	3	0	0	0	0	0	0	0	26.7	31.4	25.0	65	25.0	7	2.7	0.0
0130	241	200	22	8	10	0	241	1	1	0	0	0	4	7	0	0	0	0	0	0	0	28.9	32.9	35.0	89	35.0	17	6.7	0.0
0145	226	200	15	3	4	0	226	0	0	0	0	0	3	4	1	0	0	0	0	0	0	28.8	31.8	38.9	91	38.9	6	2.6	0.4
0200	246	215	16	7	5	0	246	0	0	0	0	0	5	5	0	0	0	0	0	0	0	29.5	32.7	41.3	112	41.3	21	7.7	0.7
0215	265	229	19	6	9	0	265	3	2	0	0	0	6	9	0	0	0	0	0	0	0	28.3	31.8	27.7	72	27.7	8	3.1	0.0
0230	231	193	19	6	9	0	231	4	4	0	0	0	2	6	0	0	0	0	0	0	0	29.4	33.2	43.9	105	43.9	20	8.4	0.0
0245	184	165	12	1	4	2	184	0	0	0	0	0	1	3	0	0	0	0	0	0	0	27.5	32.2	28.2	60	28.2	7	3.3	0.0
0300	196	174	16	5	0	0	196	0	0	0	0	0	1	3	0	0	0	0	0	0	0	28.5	31.9	40.0	86	40.0	6	2.8	0.0
0315	215	187	17	4	7	0	215	0	0	0	0	0	2	3	0	0	0	0	0	0	0	28.9	32.4	38.7	87	38.7	7	3.1	0.4
0330	245	213	25	3	3	0	245	1	1	0	0	0	3	4	1	0	0	0	0	0	0	30.0	33.5	47.4	101	47.4	9	4.2	0.0
0345	196	164	22	3	3	0	196	0	0	0	0	0	1	2	0	0	0	0	0	0	0	28.7	32.9	33.6	74	33.6	13	5.9	0.0
0400	128	115	10	2	7	0	128	0	0	0	0	0	1	2	0	0	0	0	0	0	0	28.4	32.8	45.1	100	45.1	9	4.1	0.5
0415	207	181	16	2	7	0	207	1	1	0	0	0	2	5	0	0	0	0	0	0	0	29.1	32.8	52.7	95	52.7	15	6.5	0.0
0430	247	215	25	6	0	0	247	1	1	0	0	0	2	6	0	0	0	0	0	0	0	29.7	33.1	52.7	97	52.7	10	5.4	0.0
0445	223	197	16	3	5	0	223	2	1	0	0	0	3	6	0	0	0	0	0	0	0	28.6	33.6	63.8	125	63.8	22	11.2	0.0
0500	247	221	21	2	3	0	247	0	0	0	0	0	2	6	0	0	0	0	0	0	0	28.3	32.9	35.4	76	35.4	19	8.8	0.0
0515	270	244	17	4	4	1	270	0	0	0	0	0	1	3	0	0	0	0	0	0	0	28.3	32.9	35.1	86	35.1	16	6.5	0.0
0530	265	240	15	4	4	0	265	1	1	0	0	0	2	5	0	0	0	0	0	0	0	26.7	32.3	34.3	91	34.3	17	6.4	0.0
0545	253	222	17	5	3	1	253	1	1	0	0	0	4	5	0	0	0	0	0	0	0	27.2	31.4	24.5	62	24.5	8	3.2	0.8
0600	262	231	21	3	1	0	262	6	6	0	0	0	3	6	0	0	0	0	0	0	0	26.4	31.6	33.9	71	33.9	7	2.7	0.8
0615	251	232	14	4	1	0	251	0	0	0	0	0	1	2	0	0	0	0	0	0	0	27.5	32.5	33.9	85	33.9	18	7.2	0.0
0630	239	215	19	1	3	0	239	1	1	0	0	0	2	3	0	0	0	0	0	0	0	26.7	32.0	26.8	64	26.8	14	5.9	0.0
0645	291	275	10	3	2	0	291	0	0	0	0	0	2	3	0	0	0	0	0	0	0	24.5	32.1	26.1	76	26.1	8	2.7	0.0
0700	230	210	18	0	2	0	230	1	1	0	0	0	2	5	0	0	0	0	0	0	0	28.9	33.4	44.8	103	44.8	15	6.5	0.0
0715	268	245	14	5	3	0	268	1	1	0	0	0	2	5	0	0	0	0	0	0	0	28.6	34.1	42.9	115	42.9	25	9.3	0.0
0730	245	224	16	1	2	0	245	0	0	0	0	0	1	3	0	0	0	0	0	0	0	31.0	34.5	62.9	154	62.9	25	10.2	0.0
0745	235	214	14	2	5	0	235	0	0	0	0	0	3	3	0	0	0	0	0	0	0	28.9	32.7	41.3	97	41.3	13	5.5	0.0
0800	222	207	12	0	3	0	222	0	0	0	0	0	0	3	0	0	0	0	0	0	0	31.3	34.8	57.2	127	57.2	29	13.1	0.0
0815	186	175	4	2	3	0	186	0	0	0	0	0	3	3	0	0	0	0	0	0	0	29.3	33.7	50.0	93	50.0	21	11.3	0.0
0830	170	153	14	0	1	0	170	2	2	0	0	0	1	6	0	0	0	0	0	0	0	30.8	35.8	52.4	89	52.4	32	18.8	3.1
0845	172	172	6	1	0	0	172	0	0	0	0	0	0	6	0	0	0	0	0	0	0	32.2	37.2	67.6	121	67.6	44	24.6	2.1
0900	179	147	8	2	0	0	179	0	0	0	0	0	0	7	0	0	0	0	0	0	0	32.1	37.4	68.2	107	68.2	42	26.8	3.1.9
0915	157	132	11	1	1	0	157	0	0	0	0	0	1	5	0	0	0	0	0	0	0	33.9	38.2	78.6	114	78.6	43	29.7	6.4.1
0930	145	129	14	1	0	0	145	0	0	0	0	0	0	3	0	0	0	0	0	0	0	32.1	36.3	71.6	106	71.6	27	18.2	1.0.7
0945	148	124	12	1	1	0	148	0	0	0	0	0	0	4	0	0	0	0	0	0	0	33.0	37.1	82.0	111	82.0	41	29.5	0.0.4
1000	139	111	10	1	0	0	139	0	0	0	0	0	0	2	0	0	0	0	0	0	0	33.8	38.8	79.5	101	79.5	47	37.0	0.0.0
1015	127	108	8	0	0	0	127	0	0	0	0	0	0	1	0	0	0	0	0	0	0	33.6	37.8	80.5	70	80.5	33	37.9	1.1.6
1030	108	87	8	0	0	0	108	0	0	0	0	0	0	2	0	0	0	0	0	0	0	31.9	35.8	65.7	71	65.7	19	17.6	1.1.1
1045	94	78	7	0	1	0	94	0	0	0	0	0	0	1	0	0	0	0	0	0	0	32.6	37.0	71.3	67	71.3	23	24.5	0.2.6
1100	86	78	7	0	1	0	86	0	0	0	0	0	0	2	0	0	0	0	0	0	0	32.8	37.7	64.4	64	74.4	25	29.1	2.1.1
1115	110	110	3	0	1	0	110	0	0	0	0	0	0	2	0	0	0	0	0	0	0	33.3	37.9	77.4	89	77.4	34	29.6	2.0.0
1130	67	63	3	0	1	0	67	0	0	0	0	0	0	1	0	0	0	0	0	0	0	32.8	37.4	70.2	47	70.2	18	28.4	1.1.5
1145	59	46	7	1	5	0	59	0	0	0	0	0	0	2	0	0	0	0	0	0	0	31.8	36.5	57.6	34	57.6	14	23.7	0.0.0
1200	52	52	3	2	1	0	52	0	0	0	0	0	0	1	0	0	0	0	0	0	0	34.4	40.9	83.1	49	83.1	24	40.7	1.1.7
1215	54	43	5	2	3	0	54	0	0	0	0	0	0	1	0	0	0	0	0	0	0	34.0	37.6	82.7	43	82.7	20	38.5	1.1.9
1230	32	24	4	0	4	0	32	0	0	0	0	0	0	1	0	0	0	0	0	0	0	33.8	38.9	79.6	43	79.6	20	37.0	1.1.9
1245	29	24	3	2	0	0	29	0	0	0	0	0	0	2	0	0	0	0	0	0	0	33.5	38.8	81.3	26	81.3	10	31.3	3.9.4
1300	29	24	3	2	0	0	29	0	0	0	0	0	0	1	0	0	0	0	0	0	0	34.6	39.9	82.8	24	82.8	13	44.8	0.0.0
1315	17	14	1	1	0	0	17	0	0	0	0	0	0	1	0	0	0	0	0	0	0	36.6	45.1	88.2	15	88.2	11	64.7	3.17.7
1330	20	17	2	1	0	0	20	0	0	0	0	0	0	1	0	0	0	0	0	0	0	36.4	41.9	95.0	19	95.0	12	60.0	2.10.0
1345	11367	10123	806	175	178	18	11367	42	174	565	1494	4840	3595	585	55	3	7	5	0	0	0	28.3	32.8	4252	37.4	657	5.8	17	0.2
1400	13548	12049	1000	199	199	18	13548	42	174	572	1535	5331	4633	1061	163	20	9	6	0	0	0	29.0	33.8	5894	43.5	1261	9.3	37	0.3
1415	13870	12311	1027	210	218	18	13870	42	174	574	1537	5396	4762	1147	190	30	10	6	0	0	0	29.1	33.9	6147	44.3	1385	10.0	48	0.3
1430	14597	12875	1128	239	244	21	14597	42	176	574	1541	5468	5021	1410	281	54	22	6	0	0	0	29.5	34.3	6796	46.6	1775	12.2	84	0.6

	DIR 1
ALL VEHICLES	TOTAL
Mcycles	CLASS 1
Cars, taxis, 4WD	CLASS 2
LGV	CLASS 3
OGV1	CLASS 4
OGV2	CLASS 5
PSV	CLASS 6
	TIME
0 - 10 mph	0-10mph
10 - 15 mph	10-15mph
15 - 20 mph	15-20mph
20 - 25 mph	20-25mph
25 - 30 mph	25-30mph
30 - 35 mph	30-35mph
35 - 40 mph	35-40mph
40 - 45 mph	40-45mph
45 - 50 mph	45-50mph
50 - 60 mph	50-60mph
60 - 70 mph	60-70mph
70 - 80 mph	70-80mph
80 - 90 mph	80-90mph
90 - 100 mph	90mph+
AVG SPD	AVG SPD
85%ile	85%ile
> 30mph	PSL SPEEDING
% > 30mph	PSL% SPEEDING
	ACPO SPEEDING
	ACPO% SPEEDING
	DfT SPEEDING
	DfT% SPEEDING

PROJECT 35202 Ashford, Kent
SITE 35202-001
LOCATION CHART ROAD
DIRECTION **EASTBOUND →**
PSL 30mph

DIR 1

Thu 04 May
DAY 3

Time	Total	Cls 1	Cls 2	Cls 3	Cls 4	Cls 5	Cls 6	Fxd 1	Vbin 0	Vbin 10	Vbin 15	Vbin 20	Vbin 25	Vbin 30	Vbin 35	Vbin 40	Vbin 45	Vbin 50	Vbin 60	Vbin 70	Vbin 80	Vbin 90	Mean	Vp85	JPSL	JPSL%	PSL1 35	PSL1 %	PSL2 45	PSL2 %	ACPO	ACPO%	DfT	DfT%
0000	0	12	0	0	0	2	0	0	0	0	0	0	0	2	0	0	0	0	0	0	0	0	33.6	37.2	12	85.7	2	28.6	0	0.0	0	0.0	0	0.0
0015	11	11	3	0	2	0	0	0	0	0	0	0	1	2	5	1	0	0	0	0	0	0	33.4	36.5	13	81.3	8	50.0	0	0.0	0	0.0	0	0.0
0030	10	9	1	1	0	0	0	0	0	0	0	0	0	1	2	0	0	0	0	0	0	0	36.8	40.9	14	93.3	12	80.0	0	0.0	0	0.0	0	0.0
0045	9	6	0	1	0	1	0	0	0	0	0	0	0	0	1	0	0	0	0	0	0	0	31.7	36.2	5	45.5	1	9.1	0	0.0	0	0.0	0	0.0
0100	6	7	0	1	0	1	0	0	0	0	0	0	0	0	0	0	0	0	0	0	0	0	36.4	-	7	77.8	5	55.6	2	22.2	0	0.0	0	0.0
0115	8	6	0	1	0	0	0	0	0	0	0	0	0	0	0	0	0	0	0	0	0	0	36.3	-	8	100.0	5	62.5	0	0.0	0	0.0	0	0.0
0130	7	6	1	0	0	0	0	0	0	0	0	0	0	0	0	0	0	0	0	0	0	0	37.9	-	6	85.7	4	57.1	1	14.3	0	0.0	0	0.0
0145	7	6	1	0	0	0	0	0	0	0	0	0	0	0	0	0	0	0	0	0	0	0	35.3	-	7	100.0	3	42.9	0	0.0	0	0.0	0	0.0
0200	10	8	0	2	0	0	0	0	0	0	0	0	0	0	0	0	0	0	0	0	0	0	37.4	-	10	100.0	7	70.0	1	10.0	0	0.0	0	0.0
0215	9	9	0	0	0	0	0	0	0	0	0	0	0	0	0	0	0	0	0	0	0	0	39.1	-	9	100.0	8	88.9	1	11.1	0	0.0	0	0.0
0230	13	11	2	0	0	0	0	0	0	0	0	0	0	0	0	0	0	0	0	0	0	0	43.0	46.1	13	100.0	12	92.3	4	30.8	0	0.0	0	0.0
0245	13	7	2	2	0	0	0	0	0	0	0	0	0	0	0	0	0	0	0	0	0	0	37.6	46.9	12	92.3	8	61.5	2	15.4	1	7.7	1	7.7
0300	19	17	1	1	0	0	0	0	0	0	0	0	0	0	0	0	0	0	0	0	0	0	35.5	38.7	18	94.7	11	57.9	1	5.3	0	0.0	0	0.0
0315	13	9	4	0	0	0	0	0	0	0	0	0	0	0	0	0	0	0	0	0	0	0	38.8	49.4	11	84.6	10	76.9	2	15.4	0	0.0	0	0.0
0330	23	18	1	3	0	0	0	0	0	0	0	0	0	0	0	0	0	0	0	0	0	0	36.8	42.5	21	91.3	16	69.6	1	4.3	0	0.0	0	0.0
0345	25	23	1	1	0	0	0	0	0	0	0	0	0	0	0	0	0	0	0	0	0	0	36.7	40.8	22	88.0	16	64.0	2	8.0	0	0.0	0	0.0
0400	15	12	1	1	0	0	0	0	0	0	0	0	0	0	0	0	0	0	0	0	0	0	37.4	41.5	15	100.0	15	100.0	0	0.0	0	0.0	0	0.0
0415	18	16	1	1	0	0	0	0	0	0	0	0	0	0	0	0	0	0	0	0	0	0	37.6	44.6	17	94.4	14	77.8	2	11.1	0	0.0	0	0.0
0430	25	22	1	1	0	0	0	0	0	0	0	0	0	0	0	0	0	0	0	0	0	0	38.1	46.7	22	88.0	17	77.8	4	16.0	0	0.0	0	0.0
0445	65	52	10	2	1	0	0	0	0	0	0	0	0	0	0	0	0	0	0	0	0	0	36.0	41.9	60	92.3	35	53.9	6	9.2	0	0.0	0	0.0
0500	85	71	10	3	1	0	0	0	0	0	0	0	0	0	0	0	0	0	0	0	0	0	36.0	41.2	75	88.2	40	47.1	6	7.1	0	0.0	0	0.0
0515	104	75	22	6	1	0	0	0	0	0	0	0	1	1	0	0	0	0	0	0	0	0	34.1	38.8	91	87.5	41	39.4	3	2.9	0	0.0	0	0.0
0530	135	107	22	5	1	0	0	0	0	0	0	0	1	1	0	0	0	0	0	0	0	0	34.5	37.5	122	90.4	51	37.8	3	2.2	0	0.0	0	0.0
0545	117	94	20	1	2	0	0	0	0	0	0	0	1	1	0	0	0	0	0	0	0	0	34.6	39.6	96	82.1	65	55.6	0	0.0	0	0.0	0	0.0
0600	141	113	24	2	0	0	0	0	0	0	0	0	1	2	1	0	0	0	0	0	0	0	34.5	38.7	123	87.2	68	55.2	0	0.0	0	0.0	0	0.0
0615	148	118	21	5	4	0	0	0	0	0	0	0	2	2	1	0	0	0	0	0	0	0	33.6	37.6	118	79.7	50	42.4	0	0.0	0	0.0	0	0.0
0630	179	142	27	7	2	0	0	0	0	0	0	0	7	7	2	0	0	0	0	0	0	0	34.4	38.8	157	87.7	74	47.1	2	1.3	0	0.0	0	0.0
0645	235	203	25	3	2	0	0	0	0	0	0	0	2	2	1	0	0	0	0	0	0	0	32.5	36.9	165	70.2	63	38.3	2	1.2	0	0.0	0	0.0
0700	252	213	31	5	0	0	0	0	0	0	0	0	0	0	0	0	0	0	0	0	0	0	31.1	35.6	148	58.7	49	33.1	2	1.3	0	0.0	0	0.0
0715	274	251	15	2	5	0	0	0	0	0	0	0	0	0	0	0	0	0	0	0	0	0	29.4	33.0	117	42.7	15	12.8	0	0.0	0	0.0	0	0.0
0730	295	267	17	5	4	0	0	0	0	0	0	0	0	0	0	0	0	0	0	0	0	0	25.8	31.0	66	22.4	11	16.7	0	0.0	0	0.0	0	0.0
0745	275	263	8	0	2	0	0	0	0	0	0	0	0	0	0	0	0	0	0	0	0	0	28.0	32.0	88	32.0	10	11.4	0	0.0	0	0.0	0	0.0
0800	262	242	9	3	7	0	0	0	0	0	0	0	0	0	0	0	0	0	0	0	0	0	24.4	29.8	36	13.7	3	8.3	0	0.0	0	0.0	0	0.0
0815	274	252	16	3	2	0	1	0	0	0	0	0	0	0	0	0	0	0	0	0	0	0	27.5	32.3	92	33.6	5	18.5	0	0.0	0	0.0	0	0.0
0830	255	233	10	4	6	1	0	0	0	0	0	0	0	0	0	0	0	0	0	0	0	0	27.3	30.7	59	23.1	10	16.9	0	0.0	0	0.0	0	0.0
0845	250	222	16	4	7	0	0	0	0	0	0	0	0	0	0	0	0	0	0	0	0	0	28.7	32.4	94	37.6	10	40.0	0	0.0	0	0.0	0	0.0
0900	265	266	19	3	7	0	0	0	0	0	0	0	0	0	0	0	0	0	0	0	0	0	28.1	31.3	82	27.8	6	7.3	0	0.0	0	0.0	0	0.0
0915	262	233	16	5	5	0	0	0	0	0	0	0	0	0	0	0	0	0	0	0	0	0	29.8	33.0	125	47.7	19	15.2	0	0.0	0	0.0	0	0.0
0930	233	205	16	7	3	0	0	0	0	0	0	0	0	0	0	0	0	0	0	0	0	0	28.8	33.3	89	38.2	21	23.6	0	0.0	0	0.0	0	0.0
0945	259	221	26	4	4	2	0	0	0	0	0	0	0	0	0	0	0	0	0	0	0	0	28.5	32.3	93	35.9	16	17.2	0	0.0	0	0.0	0	0.0
1000	222	200	11	3	7	1	0	0	0	0	0	0	0	0	0	0	0	0	0	0	0	0	27.2	30.6	62	20.3	7	11.3	0	0.0	0	0.0	0	0.0
1015	199	176	18	2	3	0	1	0	0	0	0	0	0	0	0	0	0	0	0	0	0	0	30.4	34.2	102	51.3	19	18.6	0	0.0	0	0.0	0	0.0
1030	218	184	23	5	4	0	0	0	0	0	0	0	0	0	0	0	0	0	0	0	0	0	30.6	34.2	123	56.4	22	17.9	0	0.0	0	0.0	0	0.0
1045	195	171	11	7	2	3	0	0	0	0	0	0	1	1	0	0	0	0	0	0	0	0	29.5	34.1	89	45.6	19	21.3	0	0.0	0	0.0	0	0.0
1100	223	198	16	7	7	0	0	0	0	0	0	0	0	2	1	0	0	0	0	0	0	0	27.7	32.2	64	28.7	6	9.4	0	0.0	0	0.0	0	0.0
1115	217	188	17	6	5	1	0	0	0	0	0	0	1	1	0	0	0	0	0	0	0	0	27.8	32.8	67	30.9	17	25.4	0	0.0	0	0.0	0	0.0
1130	218	183	24	5	5	1	0	0	0	0	0	0	1	1	0	0	0	0	0	0	0	0	29.0	31.9	70	32.1	6	8.6	0	0.0	0	0.0	0	0.0
1145	222	188	17	5	4	1	0	0	0	0	0	0	2	2	0	0	0	0	0	0	0	0	28.2	32.1	81	33.2	9	11.1	0	0.0	0	0.0	0	0.0
1200	258	228	17	8	5	0	0	0	0	0	0	0	0	0	0	0	0	0	0	0	0	0	27.9	31.7	81	31.4	9	11.1	0	0.0	0	0.0	0	0.0
1215	230	214	7	6	2	0	0	0	0	0	0	0	1	1	1	0	0	0	0	0	0	0	26.9	29.9	33	14.4	0	0.0	0	0.0	0	0.0	0	0.0
1230	219	189	16	4	9	0	1	0	0	0	0	0	0	1	6	1	0	0	0	0	0	1	26.0	30.8	39	17.8	9	4.1	0	0.0	0	0.0	0	0.0
1245	218	188	13	7	2	1	0	0	0	0	0	0	0	0	1	4	0	0	0	0	0	0	28.3	31.8	74	33.9	8	3.7	0	0.0	0	0.0	0	0.0
1300	220	193	13	5	6	1	0	0	0	0	0	0	0	0	1	4	0	0	0	0	0	0	28.2	31.3	59	26.8	11	5.0	0	0.0	0	0.0	0	0.0
1315	222	201	12	6	1	1	0	0	0	0	0	0	0	0	0	4	0	0	0	0	0	0	29.2	33.3	95	42.8	12	5.4	1	0.5	0	0.0	0	0.0
1330	232	201	13	11	5	1	1	0	0	0	0	0	0	0	0	4	0	0	0	0	0	0	28.8	32.8	101	43.5	13	5.6	0	0.0	0	0.0	0	0.0
1345	201	173	19	3	4	1	0	0	0	0	0	0	0	0	0	4	0	0	0	0	0	0	29.6	33.9	100	49.8	15	7.5	0	0.0	0	0.0	0	0.0
1400	235	203	19	7	4	2	0	0	0	0	0	0	0	0	0	1	0	0	0	0	0	0	28.4	31.4	65	27.7	5	2.1	0	0.0	0	0.0	0	0.0
1415	208	200	4	2	1	0	0	0	0	0	0	0	0	0	0	7	1	0	0	0	0	0	27.3	32.9	72	34.6	12	5.8	0	0.0	0	0.0	0	0.0
1430	211	195	11	2	0	0	0	0	0	0	0	0	0	0	4	3	0	0	0	0	0	0	28.6	32.7	85	40.3	6	2.8	1	0.5	0	0.0	0	0.0
1445	238	211	16	4	5	0	0	0	0	0	0	0	2	2	2	3	0	0	0	0	0	0	27.9	32.2	76	31.9	10	4.2	0	0.0	0	0.0	0	0.0
1500	248	222	18	1	5	0	0	0	0	0	0	0	0	0	0	3	0	0	0	0	0	0	28.2	31.5	70	28.2	7	2.8	0	0.0	0	0.0	0	0.0
1515	285	260	16	3	3	1	0	0	0	0	0	0	0	0	0	4	0	0	0	0	0	0	27.3	30.6	62	21.8	11	3.9	0	0.0	0	0.0	0	0.0
1530	238	220	12	3	2	0	0	0	0	0	0	0	0	0	0	4	0	0	0	0	0	0	26.2	31.0	55	23.1	4	1.7	0	0.0	0	0.0	0	0.0
1545	230	211	14	4	0	0	0	0	0	0	0	0	0	0	0	4	0	0	0	0	0	0	26.6	31.4	61	26.5	7	3.0	0	0.0	0	0.0	0	0.0
1600	222	205	10	1	3	0	0	0	0	0	0	0	0	0	0	7	0	0	0	0	0	0	27.0	32.5	66	29.7	12	5.4	0	0.0	0	0.0	0	0.0
1615	221	199	14	2	3	0	0	0	0	0	0	0	0	0	0	7	0	0	0	0	0	0	27.6	32.3	69	31.2	12	5.4	0	0.0	0	0.0	0	0.0
1630	246	224	14	2	5	0	0	0	0	0	0	0	0	0	0	7	0	0	0	0	0	0	26.8	32.3	91	37.0	5	2.0	0	0.0	0	0.0	0	0.0
1645	245	226	11	3	2	0	0	0	0	0	0	0	0	0	0	8	0	0	0	0	0	0	27.6	33.3	86	35.1	20	8.2	0	0.0	0	0.0	0	0.0
1700	253	233	12	1	6	1	0	0	0	0	0	0	0	0	0	8	0	0	0	0	0	0	27.6	32.3	76	30.0	8	3.2	0	0.0	0	0.0	0	0.0
1715	236	221	12	0	2	0	0	0	0	0	0	0	0	0	0	8	0	0	0	0	0	0	27.8	33.4	98	41.5	20	8.5	2	0.8	0	0.0	0	0.0
1730	245	228	11	2	2	0	0	0	0	0	0	0	0	0	0	8	0	0	0	0	0	0	28.8	32.6	111	45.3	8	3.3	1	0.4	0	0.0	0	0.0
1745	270	255	10	2	0	0	0	0	0	0	0	0	0	0	0	8	0	0	0	0	0	0	29.7	34.3	149	55.2	29	10.7	0	0.0	0	0.0	0	0.0
1800	204	193	7	0	2	1	0	0	0	0	0	0	0	0	0	8	0	0	0	0	0	1	26.0	30.8	128	62.8	31	15.2	2	1.0	0	0.0	0	0.0
1815	244	222	14	0	3	0	0	0	0	0	0	0	0	0	0	8	0	0	0	0	0	0	30.6	34.3	147	60.3	27	11.1	0	0.0	0	0.0	0	0.0
1830	227	212	9	0	2	0	0	0	0	0	0	0	0	0	0	8	0	0	0	0	0	0	30.1	34.2	119	52.4	23	10.1	2	0.9	0	0.0	0	0.0
1845	175	160	12	0	2	0	1	0	0	0	0	0	0	0	0	8	0	0	0	0	0	0	31.2	35.7	108	61.7	31	17.7	0	0.0	0	0.0	0	0.0
1900	163	163	9	3	2	0	0	0	0	0	0	0	0	0	0	8	0	0	0	0	0	0	30.9	36.2	117	65.0	39	21.7	3	1.7	0	0.0	0	0.0
1915	146	133	8	0	1	0	0	0	0	0	0	0	0	0	0	8	0	0	0	0	0	0	30.0	36.2	114	78.1	33	22.6	1	0.7	0	0.0	0	0.0
1930	138	123	10	3	0	0	0	0	0	0	0	0	0	0	0	8	0	0	0	0	0	0	34.2	39.8	118	85.5	32	27.1	2	1.7	0	0.0	0	0.0
1945	139	121	15	1	0	0	0	0	0	0	0	0	0	0	0	8	0	0	0	0	0	0	32.9	37.0	117	84.2	34	24.5	1	0.7	0	0.0	0	0.0
2000	108	99	5	1	2	0	0	0	0	0	0	0	0	0	0	8	0	0	0	0	0	0	34.2	38.4	92	85.2	41	38.0	3	2.8	0	0.0	0	0.0
2015	108	101	4	2	0	0	0	0	0	0	0	0	0	0	0	8	0	0	0	0	0	0	33.2	37.2	84	77.8	31	28.7	2	1.9	0	0.0	0	0.0
2030	105	97	4	1	2	0	0	0	0	0	0	0	0	0	0	8	0	0	0	0	0	0	33.4	38.3	82	78.1	35	33.3	1	1.0	0	0.0	0	0.0
2045	87	81	5	0	0	0	0	0	0	0	0	0	0	0	0	8	0	0	0	0	0	0	33.5	38.3	72	82.8	31	35.6	1	0.0	0	0.0	0	0.0
2100	124	114	9	0	0	0	0	0	0	0	0	0	0	0	0	8	0	0	0	0	0	0	31.7	35.6	79	63.7	23	18.6	0	0.0	0	0.0	0	0.0
2115	116	102	11	1	2	0	0	0	0	0	0	0	0	0	0	8	0	0	0	0	0	0	32.5	36.3	87	75.0	24	20.7	0	0.0	0	0.0	0	0.0
2130	78	70	4	3	1	0	0	0	0	0	0	0	0	0	0	8	0	0	0	0	0	0	32.6	37.1	52	66.7	20	25.6	2	2.6	0	0.0	0	0.0
2145	70	65	3	1	0	0	0	0	0	0	0	0	0	0	0	8	0	0	0	0	0	0	32.7	36.8	47	67.1	17	24.3	1	1.4	0	0.0	0	0.0
2200	49	48	1	0	0	0	0	0	0	0	0	0	0	0	0	8	0	0	0	0	0	0	33.1	37.0	38	77.6	18	36.7	0	0.0	0	0.0	0	0.0
2215	81	73	7	1	0	0	0	0	0	0	0	0	0	0	0	8	0	0	0	0	0	0	34.0	37.5	67	82.7	37	45.7	0	0.0	0	0.0	0	0.0
2230	55	50	3	1	0	0	0	0	0	0	0	0	0	0	0	8	0	0	0	0	0	0	33.6	39.1	42	76.4	22	40.0	1	1.8	0	0.0	0	0.0
2245	55	47	4	1	3	0	0	0	0	0	0	0	0	0	0	8	0	0	0	0	0	0	34.5	40.6	44	80.0	25	45.5	1	1.8	0	0.0	0	0.0
2300	42	37	3	1	0	0	0	0	0	0	0	0	0	0	0	8	0	0	0	0	0	0	33.8	39.7	30	71.4	15	35.7	2	4.8	0	0.0	0	0.0
2315	29	22	2	2	0	0	0	0	0	0	0	0	0	0	0	8	0	0	0	0	0	0	32.9	40.2	17	58.6	8	27.6	1	3.4	0	0.0	0	0.0
2330	17	14	2	1	0	0	0	0	0	0	0	0	0	0	0	8	0	0	0	0	0	0	37.5	45.8	14	82.4	12	70.6	2	11.8	0	0.0	0	0.0
2345	15	11	3	0	0	0	0	0	0	0	0	0	0	0	0	8	0	0	0	0	0	0	34.3	40.3	12	80.0	5	33.3	1	6.7	0	0.0	0	0.0
07-19	11376	10243	691	170	177	20	0	0	52	142	431	1590	5064	3453	560	64	13	6	0	0	0	1	28.3	32.7	4097	36.0	644	5.7	20	0.2	0	0.0	0	0.0
06-22	13478	12088	875	203	196	22	0	0	56	143	434	1632	5492	4443	1049	185	33	9	1	0	0	0	29.0	33.8	5721	42.5	1278	9.5	44	0.3	0	0.0	0	0.0
06-00	13821	12390	900	209	203	22	0	0	56	143	434	1639	5564	4565	1158	211	36	13	1	0	0	1	29.1	33.9	5985	43.3	1420	10.3	51	0.4	0	0.0	0	0.0
00-00	14597	13008	1008	238	217	26	0	0	56

DIR 1

PROJECT 35202 Ashford, Kent
SITE 35202-001
LOCATION CHART ROAD
DIRECTION **EASTBOUND →**
PSL 30mph

Fri 05 May
DAY 4

Time	Total	Cls 1	Cls 2	Cls 3	Cls 4	Cls 5	Cls 6	Fxt	Time	Vbin 0	Vbin 10	Vbin 15	Vbin 20	Vbin 25	Vbin 30	Vbin 35	Vbin 40	Vbin 45	Vbin 50	Vbin 60	Vbin 70	Vbin 80	Vbin 90	Vbin 100	Mean	V85	JPSL	JPSL%	PSL 35	PSL% 35	PSL 45	PSL% 45	PSL 50	PSL% 50
0000	12	0	9	3	0	0	0	0000	0000	0	0	0	0	0	0	0	0	0	0	0	0	0	0	0	43.7	56.1	12	100.0	11	91.7	4	33.3	0	0.0	0
0015	21	0	15	0	0	0	0	0015	0015	0	0	0	0	0	0	0	0	0	0	0	0	0	0	0	35.3	41.8	17	81.0	11	52.4	0	0.0	0	0.0	0
0030	10	0	8	1	0	0	1	0030	0030	0	0	0	0	0	0	0	0	0	0	0	0	0	0	0	35.5 -		7	70.0	5	50.0	1	10.0	0	0.0	0
0045	10	0	9	0	0	0	0	0045	0045	0	0	0	0	0	0	0	0	0	0	0	0	0	0	0	36.9 -		9	90.0	5	50.0	2	20.0	0	0.0	0
0100	5	0	3	2	0	0	0	0100	0100	0	0	0	0	0	0	0	0	0	0	0	0	0	0	0	38.2 -	42.1	7	50.0	4	80.0	0	0.0	0	0.0	0
0115	14	0	11	1	1	1	0	0115	0115	0	0	0	0	0	0	0	0	0	0	0	0	0	0	0	33.8	48.7	10	90.9	6	54.6	3	27.3	0	0.0	0
0130	11	1	9	0	1	0	0	0130	0130	0	0	0	0	0	0	0	0	0	0	0	0	0	0	0	38.4	45.9	11	91.7	9	75.0	2	16.7	1	7.1	0
0145	12	0	11	1	0	0	0	0145	0145	0	0	0	0	0	0	0	0	0	0	0	0	0	0	0	38.3		7	87.5	1	12.5	1	12.5	0	0.0	0
0200	8	0	7	0	1	0	0	0200	0200	0	0	0	0	0	0	0	0	0	0	0	0	0	0	0	33.9 -	46.7	4	100.0	3	75.0	0	0.0	0	0.0	0
0215	11	0	7	1	0	3	0	0215	0215	0	0	0	0	0	0	0	0	0	0	0	0	0	0	0	35.6		9	81.8	2	18.2	2	18.2	0	0.0	0
0230	4	0	2	2	0	0	0	0230	0230	0	0	0	0	0	0	0	0	0	0	0	0	0	0	0	38.4 -		8	100.0	2	50.0	0	0.0	0	0.0	0
0245	13	1	8	4	0	0	0	0245	0245	0	0	0	0	0	0	0	0	0	0	0	0	0	0	0	38.8	46.4	11	84.6	8	61.5	3	23.1	0	0.0	0
0300	8	0	2	3	3	0	0	0300	0300	0	0	0	0	0	0	0	0	0	0	0	0	0	0	0	37.9 -		8	100.0	6	75.0	0	0.0	0	0.0	0
0315	13	0	11	1	1	0	0	0315	0315	0	0	0	0	0	0	0	0	0	0	0	0	0	0	0	35.0	41.7	12	92.3	7	53.9	1	7.7	0	0.0	0
0330	19	0	19	0	0	0	0	0330	0330	0	0	0	0	0	0	0	0	0	0	0	0	0	0	0	37.5	42.9	18	94.7	14	73.7	1	5.3	0	0.0	0
0345	37	0	30	6	1	0	0	0345	0345	0	0	0	0	0	0	0	0	0	0	0	0	0	0	0	38.0	43.4	36	97.3	28	75.7	3	8.1	0	0.0	0
0400	20	0	15	2	2	0	0	0400	0400	0	0	0	0	0	0	0	0	0	0	0	0	0	0	0	35.0	40.6	16	80.0	12	60.0	1	5.0	0	0.0	0
0415	26	0	23	1	2	0	0	0415	0415	0	0	0	0	0	0	0	0	0	0	0	0	0	0	0	32.8	40.9	17	65.4	11	42.3	2	7.7	0	0.0	0
0430	30	0	22	6	2	0	0	0430	0430	0	0	0	0	0	0	0	0	0	0	0	0	0	0	0	36.2	41.4	26	86.7	17	56.7	2	6.7	0	0.0	0
0445	49	0	42	3	0	0	1	0445	0445	0	0	0	0	0	0	0	0	0	0	0	0	0	0	0	35.9	40.3	44	89.8	26	53.1	4	9.1	0	0.0	0
0500	76	0	61	10	4	1	0	0500	0500	0	0	0	0	0	0	0	0	0	0	0	0	0	0	0	36.1	40.9	68	89.5	47	61.8	4	5.3	0	0.0	0
0515	98	0	74	20	3	1	0	0515	0515	0	0	0	0	0	0	0	0	0	0	0	0	0	0	0	35.3	39.4	89	90.8	51	52.0	1	1.0	0	0.0	0
0530	107	1	83	16	3	3	1	0530	0530	0	0	0	0	0	0	0	0	0	0	0	0	0	0	0	36.7	41.8	98	91.6	67	62.6	6	5.6	0	0.0	0
0545	112	0	82	25	2	3	0	0545	0545	0	0	0	0	0	0	0	0	0	0	0	0	0	0	0	35.3	39.3	101	90.2	59	52.7	3	2.7	0	0.0	0
0600	139	2	106	24	4	3	0	0600	0600	0	0	0	0	0	0	0	0	0	0	0	0	0	0	0	34.9	39.3	118	84.9	70	50.4	2	1.4	0	0.0	0
0615	158	1	130	23	4	0	0	0615	0615	0	0	0	0	0	0	0	0	0	0	0	0	0	0	0	33.4	38.4	126	79.8	66	41.8	2	1.3	0	0.0	0
0630	173	3	142	23	4	0	0	0630	0630	0	0	0	0	0	0	0	0	0	0	0	0	0	0	0	33.3	37.7	133	76.9	60	34.7	0	0.0	0	0.0	0
0645	205	1	169	25	6	4	0	0645	0645	0	0	0	0	0	0	0	0	0	0	0	0	0	0	1	31.8	35.8	136	66.3	37	18.1	0	0.0	0	0.0	0
0700	244	3	204	32	6	4	0	0700	0700	0	0	0	0	0	0	0	0	0	0	0	0	0	0	0	31.5	34.4	175	71.7	27	11.1	0	0.0	0	0.0	0
0715	273	1	238	29	3	0	0	0715	0715	0	0	0	0	0	0	0	0	0	0	0	0	0	0	0	29.8	33.7	141	51.7	18	6.6	2	0.7	0	0.0	0
0730	285	1	254	20	4	5	1	0730	0730	0	0	0	0	0	0	0	0	0	0	0	0	0	0	0	27.4	32.4	96	33.7	15	5.3	0	0.0	0	0.0	0
0745	277	0	253	19	3	2	0	0745	0745	0	0	0	0	0	0	0	0	0	0	0	0	0	0	0	28.0	32.2	99	35.7	7	2.5	0	0.0	0	0.0	0
0800	267	1	240	18	1	7	0	0800	0800	0	0	0	0	0	0	0	0	0	0	0	0	0	0	0	28.8	33.2	115	43.1	18	6.7	0	0.0	0	0.0	0
0815	275	3	247	21	2	0	2	0815	0815	0	0	0	0	0	0	0	0	0	0	0	0	0	0	0	27.0	31.0	67	24.4	14	5.1	0	0.0	0	0.0	0
0830	235	2	207	22	1	1	0	0830	0830	0	0	0	0	0	0	0	0	0	0	0	0	0	0	0	28.3	32.5	94	40.0	7	3.0	0	0.0	0	0.0	0
0845	230	3	199	18	5	4	1	0845	0845	0	0	0	0	0	0	0	0	0	0	0	0	0	0	0	28.7	33.4	99	43.0	7	7.1	0	0.0	0	0.0	0
0900	261	0	236	16	5	3	1	0900	0900	0	0	0	0	0	0	0	0	0	0	0	0	0	0	0	28.7	32.1	107	41.0	7	2.7	0	0.0	0	0.0	0
0915	270	1	234	27	3	5	0	0915	0915	0	0	0	0	0	0	0	0	0	0	0	0	0	0	0	28.6	32.2	90	33.3	12	4.4	1	0.4	0	0.0	0
0930	255	3	223	14	8	6	1	0930	0930	0	0	0	0	0	0	0	0	0	0	0	0	0	0	0	28.7	32.4	114	44.7	8	3.1	0	0.0	0	0.0	0
0945	254	2	222	17	5	8	0	0945	0945	0	0	0	0	0	0	0	0	0	0	0	0	0	0	0	29.5	33.0	100	39.4	23	9.1	0	0.0	0	0.0	0
1000	253	0	210	22	15	5	1	1000	1000	0	0	0	0	0	0	0	0	0	0	0	0	0	0	0	28.5	31.8	82	32.4	14	5.5	0	0.0	0	0.0	0
1015	257	1	227	15	7	6	1	1015	1015	0	0	0	0	0	0	0	0	0	0	0	0	0	0	0	27.9	31.8	80	31.1	8	3.1	0	0.0	0	0.0	0
1030	216	3	187	17	4	5	0	1030	1030	0	0	0	0	0	0	0	0	0	0	0	0	0	0	0	30.2	33.6	119	55.1	12	5.6	0	0.0	0	0.0	0
1045	213	1	188	14	4	5	1	1045	1045	0	0	0	0	0	0	0	0	0	0	0	0	0	0	0	27.7	31.8	65	30.5	10	4.7	0	0.0	0	0.0	0
1100	268	1	232	21	6	7	1	1100	1100	0	0	0	0	0	0	0	0	0	0	0	0	0	0	0	28.0	32.1	85	31.7	19	7.1	0	0.0	0	0.0	0
1115	246	1	206	26	11	2	0	1115	1115	0	0	0	0	0	0	0	0	0	0	0	0	0	0	0	28.5	33.0	97	39.4	23	9.4	0	0.0	0	0.0	0
1130	228	1	195	25	3	4	0	1130	1130	0	0	0	0	0	0	0	0	0	0	0	0	0	0	0	29.7	32.8	99	43.4	12	5.3	0	0.0	0	0.0	0
1145	258	0	228	23	6	0	0	1145	1145	0	0	0	0	0	0	0	0	0	0	0	0	0	0	0	27.7	31.8	74	28.7	11	4.3	0	0.0	0	0.0	0
1200	223	2	200	13	5	4	0	1200	1200	0	0	0	0	0	0	0	0	0	0	0	0	0	0	0	29.4	32.8	107	48.0	12	5.4	0	0.0	0	0.0	0
1215	244	1	224	12	3	4	0	1215	1215	0	0	0	0	0	0	0	0	0	0	0	0	0	0	0	29.1	33.3	99	40.6	15	6.1	1	0.4	0	0.0	0
1230	220	1	195	18	2	4	0	1230	1230	0	0	0	0	0	0	0	0	0	0	0	0	0	0	0	29.2	33.3	93	42.3	15	6.8	1	0.5	0	0.0	0
1245	243	3	211	14	6	7	2	1245	1245	0	0	0	0	0	0	0	0	0	0	0	0	0	0	0	28.8	32.4	100	41.2	7	2.9	0	0.0	0	0.0	0
1300	254	2	225	20	2	5	0	1300	1300	0	0	0	0	0	0	0	0	0	0	0	0	0	0	0	28.4	32.3	81	31.9	16	6.3	0	0.0	0	0.0	0
1315	215	0	195	15	3	2	0	1315	1315	0	0	0	0	0	0	0	0	0	0	0	0	0	0	0	29.8	33.4	112	52.1	23	10.7	0	0.0	0	0.0	0
1330	216	1	198	10	2	4	1	1330	1330	0	0	0	0	0	0	0	0	0	0	0	0	0	0	0	28.1	32.3	78	36.1	9	4.2	0	0.0	0	0.0	0
1345	223	1	196	19	5	2	0	1345	1345	0	0	0	0	0	0	0	0	0	0	0	0	0	0	0	27.3	31.7	67	30.0	5	2.2	0	0.0	0	0.0	0
1400	241	4	208	18	7	4	0	1400	1400	0	0	0	0	0	0	0	0	0	0	0	0	0	0	0	28.6	31.5	84	34.9	3	1.2	0	0.0	0	0.0	0
1415	228	0	204	19	2	3	0	1415	1415	0	0	0	0	0	0	0	0	0	0	0	0	0	0	0	29.7	34.2	96	42.1	27	11.8	0	0.0	0	0.0	0
1430	218	1	200	11	4	2	0	1430	1430	0	0	0	0	0	0	0	0	0	0	0	0	0	0	0	29.7	34.6	108	49.5	20	9.2	2	0.9	0	0.0	0
1445	231	1	215	12	1	2	0	1445	1445	0	0	0	0	0	0	0	0	0	0	0	0	0	0	0	28.2	32.9	102	44.2	14	6.1	1	0.4	0	0.0	0
1500	257	1	230	16	4	6	0	1500	1500	0	0	0	0	0	0	0	0	0	0	0	0	0	0	0	28.2	32.3	88	34.2	17	6.6	0	0.0	0	0.0	0
1515	264	3	241	18	0	1	1	1515	1515	0	0	0	0	0	0	0	0	0	0	0	0	0	0	0	27.9	32.1	88	33.3	17	6.4	0	0.0	0	0.0	0
1530	257	1	242	13	0	1	0	1530	1530	0	0	0	0	0	0	0	0	0	0	0	0	0	0	0	27.3	32.4	93	36.2	19	7.4	1	0.4	0	0.0	0
1545	220	2	209	7	3	0	0	1545	1545	0	0	0	0	0	0	0	0	0	0	0	0	0	0	0	25.2	30.8	49	22.3	6	2.7	1	0.5	0	0.0	0
1600	243	1	230	7	2	3	0	1600	1600	0	0	0	0	0	0	0	0	0	0	0	0	0	0	0	26.2	31.8	61	25.1	14	5.8	1	0.5	0	0.0	0
1615	265	2	247	12	3	1	0	1615	1615	0	0	0	0	0	0	0	0	0	0	0	0	0	0	0	25.4	32.1	73	27.6	15	5.7	3	1.1	0	0.0	0
1630	253	2	234	10	2	4	1	1630	1630	0	0	0	0	0	0	0	0	0	0	0	0	0	0	0	26.0	30.9	56	22.1	8	3.2	0	0.0	0	0.0	0
1645	267	0	249	15	2	1	0	1645	1645	0	0	0	0	0	0	0	0	0	0	0	0	0	0	0	27.0	32.6	96	36.0	10	3.7	0	0.0	0	0.0	0
1700	242	1	224	13	2	2	0	1700	1700	0	0	0	0	0	0	0	0	0	0	0	0	0	0	0	27.4	32.0	73	30.2	7	2.9	0	0.0	0	0.0	0
1715	253	4	239	9	1	0	0	1715	1715	0	0	0	0	0	0	0	0	0	0	0	0	0	0	0	27.7	32.1	100	39.5	9	3.6	0	0.0	0	0.0	0
1730	223	0	210	10	2	1	0	1730	1730	0	0	0	0	0	0	0	0	0	0	0	0	0	0	0	29.4	32.8	103	46.2	19	8.5	2	0.9	0	0.0	0
1745	202	2	174	17	5	4	0	1745	1745	0	0	0	0	0	0	0	0	0	0	0	0	0	0	0	31.3	35.7	135	53.2	30	11.8	1	0.4	0	0.0	0
1800	254	3	232	14	1	4	0	1800	1800	0	0	0	0	0	0	0	0	0	0	0	0	0	0	0	30.1	34.3	148	65.8	32	14.2	0	0.0	0	0.0	0
1815	225	2	209	11	2	1	0	1815	1815	0	0	0	0	0	0	0	0	0	0	0	0	0	0	0	31.5	34.8	168	68.3	53	21.5	2	0.8	0	0.0	0
1830	246	2	228	9	0	7	0	1830	1830	0	0	0	0	0	0	0	0	0	0	0	0	0	0	0	31.9	35.8	128	63.7	40	19.9	1	0.5	0	0.0	0
1845	201	1	187	8	2	3	0	1845	1845	0	0	0	0	0	0	0	0	0	0	0	0	0	0	0	31.3	36.5	139	70.2	54	27.3	0	0.0	0	0.0	0
1900	198	4	187	0	0	1	0	1900	1900	0	0	0	0	0	0	0	0	0	0	0	0	0	0	0	32.0	36.5	111	66.1	36	21.4	1	0.6	0	0.0	0
1915	168	0	162	4	1	0	0	1915	1915	0	0	0	0	0	0	0	0	0	0	0	0	0	0	0	32.6	36.5	121	76.6	33	20.9	0	0.0	0	0.0	0
1930	158	2	148	8	0	0	0	1930	1930	0	0	0	0	0	0	0	0	0	0	0	0	0	0	0	33.5	38.3	102	78.5	40	30.8	3	2.3	0	0.0	0
1945	120	3	109	5	1	0	2	1945	1945	0	0	0	0	0	0	0	0	0	0	0	0	0	0	0	31.9	36.0	84	70.0	29	24.2	0	0.0	0	0.0	0
2000	130	1	122	5	2	0	0	2000	2000	0	0	0	0	0	0	0	0	0	0	0	0	0	0	0	34.0	37.6	106	87.6	50	41.3	1	0.8	0	0.0	0
2015	121	0	114	6	1	0	0	2015	2015	0	0	0	0	0	0	0	0	0	0	0	0	0	0	0	32.2	36.7	78	69.0	32	28.3	0	0.0	0	0.0	0
2030	113	0	107	4	0	0	2	2030	2030	0	0	0	0	0	0	0	0	0	0	0	0	0	0	0	32.2	36.9	82	67.2	30	24.6	2	1.6	0	0.0	0
2045	122	4	109	9	0	0	0	2045	2045	0	0	0	0	0	0	0	0	0	0	0	0	0	0	0	32.3	36.8	61	64.2	23	24.2	1	1.1	0	0.0	0
2100	95	0	88	4	2	0	1	2100	2100	0	0	0	0	0	0	0	0	0	0	0	0	0	0	0	31.6	36.0	52	60.5	20	23.3	0	0.0	0	0.0	0
2115	86	1	79	5	1	0	0	2115	2115	0	0	0	0	0	0	0	0	0	0	0	0	0	0	0	33.5	38.1	65	80.3	31	38.3	0	0.0	0	0.0	0
2130	81	0	74	5	2	0	0	2130	2130	0	0	0	0	0	0	0	0	0	0	0	0	0	0	0	33.8	38.4	57	85.1	20	29.9	0	0.0	0	0.0	0
2145	67	0	59	8	0	0	0	2145	2145	0	0	0	0	0	0	0	0	0	0	0	0	0	0	0	32.8	36.6	56	76.7	20	27.4	0	0.0	0	0.0	0
2200	73	3	59	8	0	3	0	2200	2200	0	0	0	0	0	0	0	0	0	0	0	0	0	0	0	33.8	38.5	55	78.6	25	35.7	0	0.0	0	0.0	0
2215	70	1	61	7	0	1	0	2215	2215	0	0	0	0	0	0	0	0	0	0	0	0	0	0	0	33.7	38.4	44	78.6	21	32.1	1	2.3	0	0.0	0
2230	56	1	52	3	0	0	0	2230	2230	0	0	0	0	0	0	0	0	0	0	0	0	0	0	0	35.1	39.0	37	82.2	21	46.7	2	4.4	0	0.0	0
2245	45	1	41	1	0	0	0	2245	2245	0	0	0	0	0	0	0	0	0	0	0	0	0	0	0	34.3	38.5	31	83.8	15	40.5	1	2.7	0	0.0	0
2300	50	0	45	5	0	0	0	2300	2300	0	0	0	0	0	0	0	0	0	0	0	0	0	0	0	32.6	36.8	23	74.2	7	22.6	0	0.0	0	0.0	0
2315	37	0	34	2	0	1	0	2315	2315	0	0	0	0	0	0	0	0	0	0	0	0	0	0	0	36.5	47.7	16	88.9	10	55.6	3	16.7	0	0.0	0
2330	31	0	29	1	0	0	0	2330	2330	0	0	0	0	0	0	0	0	0	0	0	0	0	0	0											
2345	18	1	17	0	0	0	0	2345	2345	0	0	0	0	0	0	0	0	0	0	0	0	0	0	0											
07-19	11693	72	10486	784	167	168	16	07-19	07-19	99	172	415	1318	4980	3932	678	79	13	7	0	0	0	0	0	28.6	32.9	4709	40.3	777	6.6	20	0.2	0	0.0	0
06-22	13827	94	12394	945	195	182	17	06-22	06-22	100	172	427	1381	5467	4872

DIR 1

PROJECT 35202 Ashford, Kent
SITE 35202-001
LOCATION CHART ROAD
DIRECTION **EASTBOUND →**
PSL 30mph

Sat 06 May
DAY 5

Time	Total	Cls 1	Cls 2	Cls 3	Cls 4	Cls 5	Cls 6	Fxd 1	Time
0000	13	0	12	1	0	0	0	0	0000
0015	22	0	19	2	0	1	0	0	0015
0030	14	1	10	3	0	0	0	0	0030
0045	12	0	9	2	1	0	0	0	0045
0100	17	2	10	1	2	2	0	0	0100
0115	8	0	6	0	0	0	0	0	0115
0130	7	1	7	1	0	0	0	0	0130
0145	8	0	6	0	0	0	0	0	0145
0200	7	0	7	1	0	0	0	0	0200
0215	4	0	3	0	0	2	0	0	0215
0230	5	0	4	0	0	0	0	0	0230
0245	8	1	3	2	1	1	0	0	0245
0300	12	0	11	0	1	0	0	0	0300
0315	8	0	7	1	0	0	0	0	0315
0330	8	0	8	0	0	0	0	0	0330
0345	16	0	11	1	2	2	0	0	0345
0400	12	0	10	1	1	0	0	0	0400
0415	18	0	17	0	1	0	0	0	0415
0430	15	0	15	0	0	0	0	0	0430
0445	21	1	17	3	0	0	0	0	0445
0500	23	0	18	3	1	1	0	0	0500
0515	21	0	17	2	1	1	0	0	0515
0530	42	0	37	3	1	1	0	0	0530
0545	40	0	34	4	2	0	0	0	0545
0600	57	0	47	9	0	1	0	0	0600
0615	40	0	34	5	1	0	0	0	0615
0630	58	0	43	11	2	1	1	0	0630
0645	70	0	62	6	1	0	1	0	0645
0700	98	1	87	9	0	1	0	0	0700
0715	106	2	91	11	2	0	0	0	0715
0730	106	1	94	9	2	0	0	0	0730
0745	141	1	126	9	1	3	1	0	0745
0800	142	1	127	9	3	2	0	0	0800
0815	144	0	131	8	5	0	0	0	0815
0830	214	0	190	17	3	4	0	0	0830
0845	225	3	200	17	3	2	0	0	0845
0900	202	5	186	7	1	3	0	0	0900
0915	219	0	208	5	1	5	0	0	0915
0930	218	1	213	2	0	2	0	0	0930
0945	252	2	231	13	2	4	0	0	0945
1000	216	0	191	16	6	3	0	0	1000
1015	215	2	188	17	6	2	0	0	1015
1030	232	1	209	17	2	3	0	0	1030
1045	199	0	173	21	2	3	0	0	1045
1100	213	2	185	24	2	0	0	0	1100
1115	191	1	172	11	3	1	1	0	1115
1130	216	3	192	15	2	4	0	0	1130
1145	198	2	187	15	0	1	1	0	1145
1200	206	2	174	14	5	2	0	0	1200
1215	196	2	176	22	0	1	0	0	1215
1230	205	2	184	17	2	3	0	0	1230
1245	207	1	184	10	2	0	0	0	1245
1300	209	1	194	10	2	0	0	0	1300
1315	185	3	173	9	0	0	0	0	1315
1330	184	1	168	16	1	1	0	0	1330
1345	181	1	168	10	1	0	0	0	1345
1400	168	2	148	13	4	0	0	0	1400
1415	175	1	163	8	1	2	0	0	1415
1430	162	1	150	11	0	0	0	0	1430
1445	214	3	204	6	1	0	0	0	1445
1500	214	0	199	14	0	1	0	0	1500
1515	193	3	185	4	1	1	0	0	1515
1530	167	2	150	11	1	3	0	0	1530
1545	201	2	177	6	1	2	0	0	1545
1600	168	3	189	9	0	0	0	0	1600
1615	171	0	165	4	2	0	0	0	1615
1630	157	0	147	7	2	1	0	0	1630
1645	154	0	145	7	2	0	0	0	1645
1700	193	1	174	13	2	3	0	0	1700
1715	155	1	145	9	0	0	0	0	1715
1730	177	0	170	6	1	0	0	0	1730
1745	173	2	162	8	0	1	0	0	1745
1800	136	2	123	9	1	0	0	0	1800
1815	134	0	125	4	0	5	0	0	1815
1830	148	1	137	9	1	0	0	0	1830
1845	131	0	128	1	0	2	0	0	1845
1900	136	3	124	4	1	0	0	0	1900
1915	136	2	121	10	2	1	0	0	1915
1930	108	0	102	6	0	0	0	0	1930
1945	112	1	104	4	2	1	0	0	1945
2000	110	1	110	5	0	1	0	0	2000
2015	86	0	81	4	1	0	0	0	2015
2030	97	1	90	6	0	0	0	0	2030
2045	91	0	87	4	0	0	0	0	2045
2100	69	0	65	3	0	1	0	0	2100
2115	68	0	61	5	1	0	0	0	2115
2130	69	0	63	6	0	0	0	0	2130
2145	67	0	67	1	0	0	0	0	2145
2200	68	0	59	0	0	0	0	0	2200
2215	59	0	53	4	1	2	0	0	2215
2230	60	0	50	3	0	0	0	0	2230
2245	53	0	45	3	1	0	0	0	2245
2300	46	1	42	3	0	0	0	0	2300
2315	50	0	45	3	1	0	0	0	2315
2330	25	0	23	0	0	0	0	0	2330
2345	20	0	20	0	0	0	0	0	2345
07-19	8731	65	7975	526	73	87	5	0	07-19
06-22	10108	74	9235	615	84	94	6	0	06-22
06-00	10489	75	9594	631	86	97	6	0	06-00
00-00	10850	81	9892	662	101	108	6	0	00-00

Time	Vbin 0 10	Vbin 10 15	Vbin 15 20	Vbin 20 25	Vbin 25 30	Vbin 30 35	Vbin 35 40	Vbin 40 45	Vbin 45 50	Vbin 50 60	Vbin 60 70	Vbin 70 80	Vbin 80 90	Vbin 90 100	Mean 85	Vpp 85	JPSL 30	JPSL% 30	PSL% 35	PSL% 40	PSL% 45	PSL% 50	PSL% 60	PSL% 70	PSL% 80	PSL% 90	PSL% 100
0000	0	0	0	0	1	1	6	2	1	3	0	0	0	0	37.1	46.5	12	92.3	6	46.2	3	23.1	1	0	0	0	0
0015	0	0	0	0	0	1	8	9	3	1	0	0	0	0	36.2	41.6	21	95.5	13	59.1	1	4.5	0	0	0	0	0
0030	0	0	0	0	0	0	3	3	1	0	0	0	0	0	35.9	50.5	9	64.3	6	42.9	2	14.3	0	0	0	0	0
0045	0	0	0	0	0	0	5	5	4	2	0	0	0	0	39.3	45.8	11	91.7	11	91.7	2	16.7	0	0	0	0	0
0100	0	0	0	0	0	0	7	7	2	2	0	0	0	0	35.7	43.4	12	70.6	11	64.7	2	11.8	0	0	0	0	0
0115	0	0	0	0	0	0	6	3	1	1	0	0	0	0	39.2	-	6	85.7	5	71.4	1	14.3	0	0	0	0	0
0130	0	0	0	0	0	0	7	3	1	0	0	0	0	0	34.9	-	7	87.5	4	50.0	0	0.0	0	0	0	0	0
0145	0	0	0	0	0	0	6	2	2	0	0	0	0	0	29.4	-	4	57.1	2	28.6	0	0.0	0	0	0	0	0
0200	0	0	0	0	0	0	7	7	1	0	0	0	0	0	36.4	-	8	100.0	4	50.0	0	0.0	0	0	0	0	0
0215	0	0	0	0	0	0	4	3	0	2	0	0	0	0	32.4	-	3	75.0	1	25.0	0	0.0	0	0	0	0	0
0230	0	0	0	0	0	0	5	4	0	2	0	0	0	0	40.1	-	5	100.0	5	100.0	0	0.0	0	0	0	0	0
0245	0	0	0	0	0	0	8	3	1	2	0	0	0	0	36.7	-	7	87.5	7	87.5	0	0.0	0	0	0	0	0
0300	0	0	0	0	0	0	12	11	0	1	0	0	0	0	37.3	42.4	12	100.0	8	66.7	1	8.3	0	0	0	0	0
0315	0	0	0	0	0	0	8	7	1	1	0	0	0	0	37.1	-	6	75.0	5	62.5	0	0.0	0	0	0	0	0
0330	0	0	0	0	0	0	8	8	0	0	0	0	0	0	37.5	-	7	87.5	5	62.5	1	12.5	0	0	0	0	0
0345	0	0	0	0	0	0	11	11	1	2	0	0	0	0	38.9	44.9	14	87.5	11	68.8	2	12.5	0	0	0	0	0
0400	0	0	0	0	0	0	10	10	1	1	0	0	0	0	34.7	41.1	10	83.3	6	50.0	0	0.0	0	0	0	0	0
0415	0	0	0	0	0	0	17	17	0	1	0	0	0	0	35.1	40.0	14	77.8	10	55.6	1	5.6	0	0	0	0	0
0430	0	0	0	0	0	0	15	15	0	0	0	0	0	0	38.9	44.5	15	100.0	10	66.7	2	13.3	0	0	0	0	0
0445	0	0	0	0	0	0	21	17	3	0	0	0	0	0	35.6	42.8	19	90.5	14	66.7	2	9.5	0	0	0	0	0
0500	0	0	0	0	0	0	23	18	3	1	1	0	0	0	38.2	45.0	21	91.3	18	78.3	3	13.0	0	0	0	0	0
0515	0	0	0	0	0	0	21	17	2	1	0	0	0	0	36.0	41.6	18	85.7	11	52.4	1	4.8	0	0	0	0	0
0530	0	0	0	0	0	0	42	37	3	1	0	0	0	0	37.1	41.9	40	95.2	29	69.1	1	2.4	0	0	0	0	0
0545	0	0	0	0	0	0	40	34	4	2	0	0	0	0	36.6	42.6	34	85.0	24	60.0	3	7.5	0	0	0	0	0
0600	0	0	0	0	0	0	57	47	9	0	1	0	0	0	37.2	42.1	54	94.7	39	68.4	3	5.3	0	0	0	0	0
0615	0	0	0	0	0	0	40	34	5	1	0	0	0	0	38.2	43.6	36	90.0	31	77.5	3	7.5	0	0	0	0	0
0630	0	0	0	0	0	0	58	43	11	2	1	1	0	0	35.2	41.7	47	81.0	25	43.1	3	5.2	0	0	0	0	0
0645	0	0	0	0	0	0	70	62	6	1	0	1	0	0	35.2	39.5	62	88.6	30	42.9	2	2.9	0	0	0	0	0
0700	0	0	0	0	0	0	98	87	9	0	0	1	0	0	34.7	38.7	82	83.7	46	46.9	2	2.0	0	0	0	0	0
0715	0	0	0	0	0	0	106	91	11	2	0	0	0	0	34.8	39.5	92	86.8	44	41.5	4	3.8	0	0	0	0	0
0730	0	0	0	0	0	0	106	94	9	2	0	0	0	0	33.3	38.4	81	76.4	37	34.9	0	0.0	0	0	0	0	0
0745	0	0	0	0	0	0	141	126	9	1	3	1	0	0	31.8	36.8	94	66.7	32	22.7	0	0.0	0	0	0	0	0
0800	0	0	0	0	0	0	142	127	9	3	2	0	0	0	32.1	35.8	98	69.0	27	19.0	0	0.0	0	0	0	0	0
0815	0	0	0	0	0	0	144	131	8	5	0	0	0	0	33.4	37.1	123	85.4	41	28.5	0	0.0	0	0	0	0	0
0830	0	0	0	0	0	0	214	190	17	3	4	0	0	0	30.6	34.8	109	50.9	28	13.1	1	0.5	0	0	0	0	0
0845	0	0	0	0	0	0	225	200	17	3	2	0	0	0	31.0	34.6	135	60.0	30	13.3	1	0.4	0	0	0	0	0
0900	0	0	0	0	0	0	202	186	7	1	3	0	0	0	30.1	34.1	103	51.0	19	9.4	0	0.0	0	0	0	0	0
0915	0	0	0	0	0	0	219	208	5	1	5	0	0	0	29.8	33.6	100	45.7	11	5.0	0	0.0	0	0	0	0	0
0930	0	0	0	0	0	0	218	213	2	0	2	0	0	0	29.8	33.1	90	41.3	7	3.2	0	0.0	0	0	0	0	0
0945	0	0	0	0	0	0	252	231	13	2	4	0	0	0	28.6	33.2	113	44.8	24	9.5	1	0.4	0	0	0	0	0
1000	0	0	0	0	0	0	216	191	16	6	3	0	0	0	29.8	35.7	103	47.7	41	19.0	0	0.0	0	0	0	0	0
1015	0	0	0	0	0	0	215	188	17	6	2	0	0	0	32.2	36.2	151	70.2	50	23.3	0	0.0	0	0	0	0	0
1030	0	0	0	0	0	0	232	209	17	2	3	0	0	0	31.9	35.9	158	68.1	42	18.1	1	0.4	0	0	0	0	0
1045	0	0	0	0	0	0	199	173	21	2	3	0	0	0	31.6	34.8	141	70.9	28	13.1	0	0.0	0	0	0	0	0
1100	0	0	0	0	0	0	213	185	24	2	0	0	0	0	31.6	34.7	141	66.2	27	12.7	2	0.9	0	0	0	0	0
1115	0	0	0	0	0	0	191	172	11	3	1	1	0	0	33.2	36.7	163	85.3	49	25.7	0	0.0	0	0	0	0	0
1130	0	0	0	0	0	0	216	192	15	2	4	0	0	0	32.1	36.2	134	62.0	44	20.4	1	0.5	0	0	0	0	0
1145	0	0	0	0	0	0	198	173	17	5	1	0	0	0	30.4	34.6	127	64.1	39	18.9	3	1.5	0	0	0	0	0
1200	0	0	0	0	0	0	206	187	15	2	1	0	0	0	31.5	35.7	136	66.0	39	18.9	3	1.5	0	0	0	0	0
1215	0	0	0	0	0	0	196	174	14	5	2	0	0	0	30.8	35.1	106	54.1	29	14.8	0	0.0	0	0	0	0	0
1230	0	0	0	0	0	0	205	176	22	0	1	0	0	0	30.3	34.9	112	54.6	30	14.6	0	0.0	0	0	0	0	0
1245	0	0	0	0	0	0	207	184	17	2	3	0	0	0	32.1	36.2	140	67.6	40	19.3	2	1.0	0	0	0	0	0
1300	0	0	0	0	0	0	209	194	10	2	0	0	0	0	30.6	34.7	116	55.5	28	13.4	0	0.0	0	0	0	0	0
1315	0	0	0	0	0	0	185	173	9	0	0	0	0	0	30.8	34.5	105	56.8	20	10.8	0	0.0	0	0	0	0	0
1330	0	0	0	0	0	0	184	168	16	1	0	0	0	0	32.0	36.0	124	67.4	36	19.6	2	1.1	0	0	0	0	0
1345	0	0	0	0	0	0	181	168	10	1	1	0	0	0	31.7	36.2	116	64.1	36	19.9	0	0.0	0	0	0	0	0
1400	0	0	0	0	0	0	168	148	13	4	0	0	0	0	31.4	35.3	113	67.3	31	18.5	0	0.0	0	0	0	0	0
1415	0	0	0	0	0	0	175	163	8	1	2	0	0	0	30.1	34.8	95	54.3	23	13.1	0	0.0	0	0	0	0	0
1430	0	0	0	0	0	0	162	150	11	0	0	0	0	0	32.3	36.1	116	71.6	40	24.7	0	0.0	0	0	0	0	0
1445	0	0	0	0	0	0	214	204	6	1	0	0	0	0	30.6	33.7	117	54.7	14	6.5	0	0.0	0	0	0	0	0
1500	0	0	0	0	0	0	214	199	14	0	1	0	0	0	30.8	33.8	136	63.6	18	8.4	1	0.5	0	0	0	0	0
1515	0	0	0	0	0	0	193	185	4	1	1	0	0	0	30.1	34.1	94	48.7	19	9.8	0	0.0	0	0	0	0	0
1530	0	0	0	0	0	0	167	150	11	1	3	0	0	0	31.8	36.2	118	70.7	37	22.2	0	0.0	0	0	0	0	0
1545	0	0	0	0	0	0	201	177	6	1	2	0	0	0	30.9	34.3	102	54.3	24	12.8	1	0.5	0	0	0	0	0
1600	0	0	0	0	0	0	168	189	9	0	0	0	0	0	30.9	34.6	112	55.7	24	11.9	0	0.0	0	0	0	0	0
1615	0	0	0	0	0	0	171	165	4	2	0	0	0	0	32.3	35.5	103	60.2	31	18.1	3	1.8	0	0	0	0	0
1630	0	0	0	0	0	0	157	147	7	2	1	0	0	0	31.5	35.3	102	65.0	25	15.9	0	0.0	0	0	0	0	0
1645	0	0	0	0	0	0	154	145	7	2	0	0	0	0	31.7	35.2	104	67.5	23	14.9	0	0.0	0	0	0	0	0
1700	0	0	0	0	0	0	193	174	13	2	3	0	0	0	30.5	33.9	89	46.1	18	9.3	2	1.0	0	0	0	0	0
1715	0	0	0	0	0	0	155	145	9	0	0	0	0	0	33.0	36.4	124	80.0	36	23.2	2	1.3	0	0	0	0	0
1730	0	0	0	0	0	0	177	170	6	1	0	0	0	0	32.3	35.9	117	66.1	37	20.9	4	2.3	0	0	0	0	0
1745	0	0	0	0	0	0	173	162	8	0	1	0	0	0	31.6	34.9	116	67.1	25	14.5	2	1.6	0	0	0	0	0
1800	0	0	0	0	0	0	136	123	9	1	0	0	0	0	32.4	36.9	103	75.7	34	25.0	2	1.5	0	0	0	0	0
1815	0	0	0	0	0	0	134	125	4	0	5	0	0	0	32.9	37.0	107	79.9	43	32.1	0	0.0	0	0	0	0	0
1830	0	0	0	0	0	0	148	137	9	1	0	0	0	0	31.6	35.4	96	64.9	27	18.2	0	0.0	0	0	0	0	0
1845	0	0	0	0	0	0	131	128	1	0	2	0	0	0	32.5	36.3	100	76.3	31	23.7	1	0.8	0	0	0	0	0
1900	0	0	0	0	0	0	136	124	4	1	0	0	0	0	33.0	38.1	92	69.7	41	31.1	3	2.3	0	0	0	0	0
1915	0	0	0	0	0	0	136	121	10	2	1	0	0	0	32.3	35.8	97	71.3	33	24.3	0	0.0	0	0	0	0	0
1930	0	0	0	0	0	0	108	102	6	0	0	0	0	0	33.1	37.2	81	75.0	31	34.3	1	0.9	0	0	0	0	0
1945	0	0	0	0	0	0	112	104	4	2	1	0	0	0	34.0	38.8	92	82.1	42	37.5	1	0.9	0	0	0	0	0
2000	0	0	0	0	0	0	110	110	5	0	1	0	0	0	32.9	37.3	87	74.4	39	33.3	1	0.9	0	0	0	0	0
2015	0	0	0	0	0	0	86	81	4	1	0	0	0	0	32.9	37.2	62	72.1	28	32.6	2	2.3	0	0	0	0	0
2030	0	0	0	0	0	0	97	90	6	0	0	0	0	0	32.0	37.1	56	57.7	26	26.8	2	2.1	0	0	0	0	0
2045	0	0	0	0	0	0	91	87	4	0	0	0	0	0	32.7	37.4	66	72.5	27	29.7	2	2.2	0	0	0	0	0
2100	0	0	0	0	0	0	69	65	3	1	0	0	0	0	30.9	34.3	102	54.3	24	11.9	0	0.5	0	0	0	0	0
2115	0	0	0	0	0	0	68	61	5	1	0	0	0	0	30.9	34.6	112	55.7	24	11.9	0	0.0	0	0	0	0	0
2130	0	0	0	0	0	0	69	63	6	0	0	0	0	0	32.3	35.5	103	60.2	31	18.1	3	1.8	0	0	0	0	0
2145	0	0	0	0	0	0	67	67	1	0	0	0	0	0	32.3	35.3	102	65.0	25	15.9	0	0.0	0	0	0	0	0
2200	0	0	0	0	0	0	68	67	1	0	0	0	0	0	31.7	35.2	104	67.5	23	14.9	0	0.0	0	0	0	0	0
2215

PROJECT 35202 Ashford, Kent
SITE 35202-001
LOCATION CHART ROAD
DIRECTION **EASTBOUND →**
PSL 30mph

DIR 1

Sun 07 May
DAY 6

	TOTAL	CLASS 1	CLASS 2	CLASS 3	CLASS 4	CLASS 5	CLASS 6
ALL VEHICLES							
Mcycles							
Cars, taxis, 4WD							
LGV							
OGV1							
OGV2							
PSV							
0 - 10 mph							
10 - 15 mph							
15 - 20 mph							
20 - 25 mph							
25 - 30 mph							
30 - 35 mph							
35 - 40 mph							
40 - 45 mph							
45 - 50 mph							
50 - 60 mph							
60 - 70 mph							
70 - 80 mph							
80 - 90 mph							
90 - 100 mph							
AVG SPD							
85%ile							
> 30mph							
% > 30mph							

DAY 6	Total	Cls 1	Cls 2	Cls 3	Cls 4	Cls 5	Cls 6	Fxd 1	Time
0000	19	0	19	0	0	0	0	0	0000
0015	21	0	20	1	0	0	0	0	0015
0030	20	0	19	1	0	0	0	0	0030
0045	15	0	12	3	0	0	0	0	0045
0100	15	0	14	0	1	0	0	0	0100
0115	7	0	7	0	0	0	0	0	0115
0130	9	1	7	1	0	0	0	0	0130
0145	7	0	5	2	0	0	0	0	0145
0200	10	0	10	0	0	0	0	0	0200
0215	7	0	7	0	0	0	0	0	0215
0230	11	0	10	1	0	0	0	0	0230
0245	10	0	9	1	0	0	0	0	0245
0300	10	0	9	1	0	0	0	0	0300
0315	10	0	9	1	0	0	0	0	0315
0330	6	0	5	1	0	0	0	0	0330
0345	11	0	10	1	0	0	0	0	0345
0400	6	0	5	1	0	0	0	0	0400
0415	19	0	16	2	1	0	0	0	0415
0430	13	0	11	3	0	0	0	0	0430
0445	24	0	21	3	0	0	0	0	0445
0500	15	1	13	1	0	0	0	0	0500
0515	21	0	20	0	0	0	0	0	0515
0530	20	0	18	1	1	0	0	0	0530
0545	27	1	23	2	1	0	0	0	0545
0600	24	0	22	2	0	0	0	0	0600
0615	31	0	26	5	0	0	0	0	0615
0630	43	1	37	5	0	0	0	0	0630
0645	50	0	48	2	0	0	0	0	0645
0700	49	0	41	6	2	0	0	0	0700
0715	55	0	47	6	1	0	1	0	0715
0730	80	0	74	5	0	1	0	0	0730
0745	68	0	62	5	0	1	0	0	0745
0800	85	0	77	8	0	0	0	0	0800
0815	108	1	94	8	2	0	2	0	0815
0830	101	1	91	9	0	0	0	0	0830
0845	124	1	112	8	2	0	0	0	0845
0900	143	2	128	10	2	0	0	0	0900
0915	158	1	149	8	0	0	0	0	0915
0930	185	3	171	8	2	1	0	0	0930
0945	230	0	219	8	2	1	0	0	0945
1000	235	1	221	10	1	2	0	0	1000
1015	243	1	226	12	3	1	0	0	1015
1030	237	0	223	10	2	2	0	0	1030
1045	254	0	238	13	1	2	0	0	1045
1100	237	4	223	7	2	1	0	0	1100
1115	221	4	207	9	1	0	0	0	1115
1130	244	1	235	6	0	2	0	0	1130
1145	242	3	235	4	0	0	0	0	1145
1200	225	2	212	9	1	1	0	0	1200
1215	240	3	226	8	1	2	0	0	1215
1230	228	1	220	6	0	1	0	0	1230
1245	241	2	218	18	1	1	1	0	1245
1300	206	0	188	15	2	0	0	0	1300
1315	226	2	209	15	0	0	0	0	1315
1330	174	2	157	14	1	0	0	0	1330
1345	189	5	171	11	2	0	0	0	1345
1400	217	4	198	13	1	1	0	0	1400
1415	177	1	167	8	0	0	1	0	1415
1430	211	1	201	8	0	1	0	0	1430
1445	160	1	149	9	0	1	0	0	1445
1500	169	1	157	7	2	2	0	0	1500
1515	166	1	152	10	2	1	0	0	1515
1530	149	5	132	12	0	0	0	0	1530
1545	147	0	137	9	1	0	0	0	1545
1600	162	1	151	7	0	3	0	0	1600
1615	150	2	135	11	0	1	1	0	1615
1630	152	3	140	6	2	0	0	0	1630
1645	147	1	136	9	0	1	0	0	1645
1700	143	4	131	8	0	0	0	0	1700
1715	139	1	132	6	0	0	0	0	1715
1730	127	2	117	5	1	0	2	0	1730
1745	155	1	147	7	0	0	0	0	1745
1800	120	3	104	10	1	1	1	0	1800
1815	143	1	132	10	0	0	0	0	1815
1830	152	2	142	8	0	0	0	0	1830
1845	117	2	107	5	0	0	0	0	1845
1900	148	4	136	7	0	1	0	0	1900
1915	107	4	96	7	0	0	0	0	1915
1930	125	0	118	7	0	0	0	0	1930
1945	114	2	106	5	1	0	0	0	1945
2000	86	0	83	3	0	0	0	0	2000
2015	111	2	102	4	2	1	0	0	2015
2030	82	0	76	4	1	0	0	0	2030
2045	77	0	68	7	1	1	0	0	2045
2100	66	1	62	1	0	1	0	0	2100
2115	75	1	73	1	0	0	0	0	2115
2130	68	0	49	3	0	0	0	0	2130
2145	52	0	47	2	0	0	0	0	2145
2200	49	0	47	2	0	0	0	0	2200
2215	49	1	49	0	0	1	0	0	2215
2230	51	1	49	0	0	1	0	0	2230
2245	42	0	38	3	0	0	0	0	2245
2300	34	0	32	2	0	0	0	0	2300
2315	24	0	22	2	0	0	0	0	2315
2330	26	0	25	1	0	0	0	0	2330
2345	8131	75	7546	424	35	44	7	0	2345
07-19	9455	92	8770	494	41	51	7	0	07-19
06-22	9782	94	9078	509	41	53	7	0	06-22
06-00	10115	97	9377	534	45	55	7	0	06-00
00-00									00-00

DAY 6	Vbin 0 10	Vbin 10 15	Vbin 15 20	Vbin 20 25	Vbin 25 30	Vbin 30 35	Vbin 35 40	Vbin 40 45	Vbin 45 50	Vbin 50 60	Vbin 60 70	Vbin 70 80	Vbin 80 90	Vbin 90 100	Mean	V85	PSL	PSL% 30	PSL1 ACPO	PSL1% ACPO	PSL2 DfT	PSL2% DfT
0000	0	0	0	0	0	0	0	0	0	0	0	0	0	0	35.4	39.7	16	84.2	15	47.4	1	5.3
0015	0	0	0	0	0	0	0	0	0	0	0	0	0	0	36.1	42.8	19	90.5	13	61.9	0	0.0
0030	0	0	0	0	0	0	0	0	0	0	0	0	0	0	36.5	47.9	15	75.0	11	55.0	3	15.0
0045	0	0	0	0	0	0	0	0	0	0	0	0	0	0	37.1	41.7	13	86.7	12	80.0	1	6.7
0100	0	0	0	0	0	0	0	0	0	0	0	0	0	0	35.1	41.8	10	66.7	7	46.7	1	6.7
0115	0	0	0	0	0	0	0	0	0	0	0	0	0	0	36.6	-	6	85.7	4	57.1	0	0.0
0130	0	0	0	0	0	0	0	0	0	0	0	0	0	0	36.5	-	9	100.0	5	55.6	1	11.1
0145	0	0	0	0	0	0	0	0	0	0	0	0	0	0	40.4	-	7	100.0	5	71.4	2	28.6
0200	0	0	0	0	0	0	0	0	0	0	0	0	0	0	38.0	-	9	90.0	7	70.0	2	20.0
0215	0	0	0	0	0	0	0	0	0	0	0	0	0	0	34.2	-	6	85.7	3	42.9	0	0.0
0230	0	0	0	0	0	0	0	0	0	0	0	0	0	0	35.0	-	10	90.9	8	72.7	0	0.0
0245	0	0	0	0	0	0	0	0	0	0	0	0	0	0	35.0	-	7	70.0	5	50.0	0	0.0
0300	0	0	0	0	0	0	0	0	0	0	0	0	0	0	35.5	-	9	90.0	7	70.0	0	0.0
0315	0	0	0	0	0	0	0	0	0	0	0	0	0	0	39.8	-	10	100.0	7	70.0	2	20.0
0330	0	0	0	0	0	0	0	0	0	0	0	0	0	0	39.5	-	5	83.3	5	83.3	0	0.0
0345	0	0	0	0	0	0	0	0	0	0	0	0	0	0	37.6	-	11	100.0	6	54.6	0	0.0
0400	0	0	0	0	0	0	0	0	0	0	0	0	0	0	40.6	-	5	83.3	4	66.7	2	33.3
0415	0	0	0	0	0	0	0	0	0	0	0	0	0	0	36.1	42.7	17	89.5	9	47.4	1	5.3
0430	0	0	0	0	0	0	0	0	0	0	0	0	0	0	36.6	42.5	12	92.3	8	61.5	1	7.7
0445	0	0	0	0	0	0	0	0	0	0	0	0	0	0	37.5	51.6	21	87.5	12	50.0	4	16.7
0500	0	0	0	0	0	0	0	0	0	0	0	0	0	0	38.4	45.4	15	100.0	13	86.7	2	13.3
0515	0	0	0	0	0	0	0	0	0	0	0	0	0	0	38.1	43.4	20	95.2	11	55.0	0	0.0
0530	0	0	0	0	0	0	0	0	0	0	0	0	0	0	35.1	40.3	17	85.0	11	55.0	0	0.0
0545	0	0	0	0	0	0	0	0	0	0	0	0	0	0	38.3	45.3	25	92.6	19	70.4	4	14.8
0600	0	0	0	0	0	0	0	0	0	0	0	0	0	0	35.6	41.2	19	79.2	15	62.5	0	0.0
0615	0	0	0	0	0	0	0	0	0	0	0	0	0	0	37.4	43.3	29	93.6	20	64.5	2	6.5
0630	0	0	0	0	0	0	0	0	0	0	0	0	0	0	35.1	41.5	35	81.4	18	41.9	2	5.1
0645	0	0	0	0	0	0	0	0	0	0	0	0	0	0	38.1	44.0	48	96.0	33	66.0	5	10.0
0700	0	0	0	0	0	0	0	0	0	0	0	0	0	0	35.6	40.9	43	87.8	30	61.2	0	0.0
0715	0	0	0	0	0	0	0	0	0	0	0	0	0	0	37.0	41.5	53	96.4	38	69.1	2	3.6
0730	0	0	0	0	0	0	0	0	0	0	0	0	0	0	34.9	39.1	71	88.8	39	48.8	0	0.0
0745	0	0	0	0	0	0	0	0	0	0	0	0	0	0	36.1	41.3	64	94.1	38	55.9	3	4.4
0800	0	0	0	0	0	0	0	0	0	0	0	0	0	0	34.5	38.6	74	87.1	32	37.7	2	2.4
0815	0	0	0	0	0	0	0	0	0	0	0	0	0	0	33.2	37.0	91	84.3	25	23.2	0	0.0
0830	0	0	0	0	0	0	0	0	0	0	0	0	0	0	34.5	38.2	92	91.1	34	33.7	2	2.0
0845	0	0	0	0	0	0	0	0	0	0	0	0	0	0	35.4	38.9	111	89.5	74	59.7	4	3.2
0900	0	0	0	0	0	0	0	0	0	0	0	0	0	0	34.1	38.0	124	88.7	59	41.3	4	2.8
0915	0	0	0	0	0	0	0	0	0	0	0	0	0	0	32.8	37.9	123	77.9	40	25.3	1	0.6
0930	0	0	0	0	0	0	0	0	0	0	0	0	0	0	33.6	37.4	154	83.2	63	34.1	2	1.1
0945	0	0	0	0	0	0	0	0	0	0	0	0	0	0	31.8	35.3	166	72.2	39	17.0	2	0.9
1000	0	0	0	0	0	0	0	0	0	0	0	0	0	0	31.6	34.5	170	72.3	37	11.5	0	0.0
1015	0	0	0	0	0	0	0	0	0	0	0	0	0	0	30.6	35.3	130	53.5	37	15.2	0	0.0
1030	0	0	0	0	0	0	0	0	0	0	0	0	0	0	30.9	34.7	142	59.9	28	11.8	0	0.0
1045	0	0	0	0	0	0	0	0	0	0	0	0	0	0	31.0	33.6	154	60.6	22	8.7	0	0.0
1100	0	0	0	0	0	0	0	0	0	0	0	0	0	0	30.7	34.3	124	52.3	31	13.1	0	0.0
1115	0	0	0	0	0	0	0	0	0	0	0	0	0	0	31.6	35.2	143	64.7	37	16.7	2	0.9
1130	0	0	0	0	0	0	0	0	0	0	0	0	0	0	31.0	35.2	144	59.0	39	16.0	0	0.0
1145	0	0	0	0	0	0	0	0	0	0	0	0	0	0	30.7	33.9	150	62.0	18	7.4	0	0.0
1200	0	0	0	0	0	0	0	0	0	0	0	0	0	0	29.7	33.7	125	55.6	13	5.8	0	0.0
1215	0	0	0	0	0	0	0	0	0	0	0	0	0	0	29.7	34.7	115	47.9	32	13.3	0	0.0
1230	0	0	0	0	0	0	0	0	0	0	0	0	0	0	29.5	33.7	130	53.9	23	9.5	0	0.0
1245	0	0	0	0	0	0	0	0	0	0	0	0	0	0	30.6	34.3	117	56.8	26	12.6	0	0.0
1300	0	0	0	0	0	0	0	0	0	0	0	0	0	0	32.4	36.4	165	73.0	48	21.2	4	1.8
1315	0	0	0	0	0	0	0	0	0	0	0	0	0	0	32.0	35.3	130	74.7	30	17.2	0	0.0
1330	0	0	0	0	0	0	0	0	0	0	0	0	0	0	32.6	37.0	139	73.5	51	27.0	1	0.5
1345	0	0	0	0	0	0	0	0	0	0	0	0	0	0	29.0	32.5	83	38.3	15	6.9	1	0.5
1400	0	0	0	0	0	0	0	0	0	0	0	0	0	0	30.7	34.9	107	60.5	25	14.1	0	0.0
1415	0	0	0	0	0	0	0	0	0	0	0	0	0	0	30.1	34.2	109	51.7	22	10.4	0	0.0
1430	0	0	0	0	0	0	0	0	0	0	0	0	0	0	32.1	36.7	110	68.8	39	24.4	2	1.3
1445	0	0	0	0	0	0	0	0	0	0	0	0	0	0	30.5	34.1	91	53.9	21	12.4	0	0.0
1500	0	0	0	0	0	0	0	0	0	0	0	0	0	0	32.9	37.5	118	71.1	52	31.3	2	1.2
1515	0	0	0	0	0	0	0	0	0	0	0	0	0	0	32.0	37.7	109	73.2	47	31.5	2	1.3
1530	0	0	1	0	0	0	0	0	0	0	0	0	0	0	31.2	35.5	95	64.6	25	17.0	0	0.0
1545	0	0	1	3	0	0	0	0	0	0	0	0	0	0	33.0	38.0	119	73.5	41	25.3	0	0.0
1600	0	0	0	3	0	0	0	0	0	0	0	0	0	0	32.7	36.8	112	74.7	38	25.3	0	0.0
1615	0	0	0	3	0	0	0	0	0	0	0	0	0	0	32.9	37.5	112	73.7	51	33.6	0	0.0
1630	0	0	0	0	0	0	0	0	0	0	0	0	0	0	33.0	37.4	109	74.2	47	32.0	0	0.0
1645	0	0	0	4	0	0	0	0	0	0	0	0	0	0	33.9	38.4	114	79.7	50	35.0	2	1.4
1700	0	0	0	4	0	0	0	0	0	0	0	0	0	0	32.5	36.5	105	75.5	29	20.9	0	0.0
1715	0	0	0	1	0	0	0	0	0	0	0	0	0	0	34.1	38.4	103	81.1	52	40.9	2	1.6
1730	0	0	0	1	0	0	0	0	0	0	0	0	0	0	32.3	36.8	101	65.2	34	21.9	1	0.6
1745	0	0	0	5	0	0	0	0	0	0	0	0	0	0	32.3	36.9	76	63.3	29	24.2	3	2.5
1800	0	0	0	38	0	0	0	0	0	0	0	0	0	0	32.5	37.4	102	71.3	37	25.9	1	0.7
1815	0	0	0	41	0	0	0	0	0	0	0	0	0	0	32.0	36.9	101	66.5	44	29.0	2	1.3
1830	0	0	0	16	0	0	0	0	0	0	0	0	0	0	34.6	38.7	101	86.3	41	41.0	2	1.7
1845	0	0	0	19	0	0	0	0	0	0	0	0	0	0	34.6	39.1	97	82.9	51	43.6	3	2.6
1900	0	0	1	31	0	0	0	0	0	0	0	0	0	0	34.1	39.0	116	78.4	57	38.5	5	3.4
1915	0	0	1	31	0	0	0	0	0	0	0	0	0	0	32.7	37.6	78	72.9	44	29.9	1	0.9
1930	0	0	0	25	0	0	0	0	0	0	0	0	0	0	33.0	37.7	95	76.0	44	35.2	2	1.6
1945	0	0	5	28	0	0	0	0	0	0	0	0	0	0	33.0	38.4	67	77.9	35	40.7	2	2.3
2000	0	0	1	18	0	0	0	0	0	0	0	0	0	0	34.0	38.5	76	68.5	23	20.7	2	1.8
2015	0	0	3	32	0	0	0	0	0	0	0	0	0	0	32.3	37.1	63	76.8	24	31.2	1	1.3
2030	0	0	0	19	0	0	0	0	0	0	0	0	0	0	32.5	37.8	51	66.2	25	49.0	1	2.0
2045	0	0	1	25	0	0	0	0	0	0	0	0	0	0	33.3	38.3	44	66.7	24	36.4	3	4.5
2100	0	0	0	17	0	0	0	0	0	0	0	0	0	0	33.2	37.4	58	77.3	22	29.3	0	0.0
2115	0	0	0	18	0	0	0	0	0	0	0	0	0	0	32.7	37.3	47	69.1	21	40.4	2	2.9
2130	0	0	0	20	0	0	0	0	0	0	0	0	0	0	34.9	39.0	46	88.5	11	22.5	1	1.9
2145	0	0	2	4	0	0	0	0	0	0	0	0	0	0	31.7	37.0	33	67.4	11	22.5	0	0.0
2200	0	0	4	12	0	0	0	0	0	0	0	0	0	0	32.7	37.5	32	65.3	15	30.6	0	0.0
2215	0	0	7	17	0	0	0	0	0	0	0	0	0	0	34.1	38.8	43	84.3	18	35.3	1	2.0
2230	0	0	7	20	0	0	0	0	0	0	0	0	0	0	35.2	43.1	39	92.9	19	45.2	1	2.4
2245	0	0	2	5	0	0	0	0	0	0	0	0	0	0	36.9	41.8	29	85.3	17	50.0	2	5.9
2300	0	0	2	7	0	0	0	0	0	0	0	0	0	0	36.3	39.8	21	87.5	14	58.3	1	4.2
2315	0	0	5	14	0	0	0	0	0	0	0	0	0	0	32.7	36.3	21	80.8	7	26.9	0	0.0
2330	0	0	2310	3689	1416	277	44	10	0	0	0	0	0	0	31.9	36.2	5436	66.9	1747	21.5	54	0.7
2345	0	0	2599	4224	1762	374	65	18	1	0	0	0	0	0	32.1	36.6	6444	68.2	2220	23.5	84	0.9
07-19	0	0	2653	4366	1850	402	69	18	2	1	0	0	0	0	32.2	36.8	6708	68.6	2342	23.9	90	0.9
06-22	0	0	2683	4455	1963	467	84	29	3	1	0	0	0	0	32.3	37.0	7002	69.2	2547	25.2	117	1.2
06-00	0	0																				
00-00	0	0																				

DIR 1

PROJECT 35202 Ashford, Kent
SITE 35202-001
LOCATION CHART ROAD
DIRECTION **EASTBOUND →**
PSL 30mph

Mon 08 May
DAY 7

Time	Total	Cls 1	Cls 2	Cls 3	Cls 4	Cls 5	Cls 6	Fxd 1	Vbin 0 10	Vbin 10 15	Vbin 15 20	Vbin 20 25	Vbin 25 30	Vbin 30 35	Vbin 35 40	Vbin 40 45	Vbin 45 50	Vbin 50 60	Vbin 60 70	Vbin 70 80	Vbin 80 90	Vbin 90 100	Mean	Vlim 85	JPSL 30	JPSL% 30	PSL 35	PSL% 35	PSL 45	PSL% 45	ACPO	ACPO%	DfT	DfT%
0000	18	0	2	0	0	1	0	0000	0	0	0	0	6	4	2	0	0	0	0	0	0	0	34.1	43.7	15	71.4	7	33.3	3	14.3	0	0.0	0	0.0
0015	11	3	0	0	0	0	0	0015	0	0	0	0	1	2	4	3	0	0	0	0	0	0	41.4	55.7	13	92.9	11	78.6	3	21.4	4	28.6	1	7.1
0030	19	0	0	0	0	0	0	0030	0	0	0	0	1	1	6	5	1	0	0	0	0	0	36.9	41.3	17	89.5	12	63.2	1	5.3	1	5.3	0	0.0
0045	8	0	8	0	0	0	0	0045	0	0	0	0	0	2	0	0	0	0	0	0	0	0	37.2 -		7	87.5	5	62.5	2	25.0	2	25.0	0	0.0
0100	14	0	12	2	0	0	0	0100	0	0	0	0	1	3	6	3	0	0	0	0	0	0	34.3 -	41.0	10	71.4	9	64.3	0	0.0	3	21.4	0	0.0
0115	8	0	8	0	0	0	0	0115	0	0	0	0	0	1	4	4	1	0	0	0	0	0	37.0 -		6	75.0	5	62.5	0	0.0	2	25.0	0	0.0
0130	7	0	7	0	0	0	0	0130	0	0	0	0	0	1	5	1	0	0	0	0	0	0	33.2 -		7	100.0	6	85.7	0	0.0	1	14.3	0	0.0
0145	3	0	6	0	0	0	0	0145	0	0	0	0	0	1	2	1	0	0	0	0	0	0	36.6 -		3	75.0	1	25.0	0	0.0	1	25.0	0	0.0
0200	7	0	6	0	0	1	0	0200	0	0	0	0	0	0	5	1	0	0	0	0	0	0	36.2 -		6	85.7	6	85.7	0	0.0	1	14.3	0	0.0
0215	9	0	8	0	0	1	0	0215	0	0	0	0	0	2	4	2	0	0	0	0	0	0	39.3 -		8	88.9	6	66.7	0	0.0	1	11.1	0	0.0
0230	6	0	4	0	0	1	0	0230	0	0	0	0	0	3	3	0	0	0	0	0	0	0	41.5 -		5	100.0	3	50.0	1	16.7	1	16.7	0	0.0
0245	5	0	4	1	0	0	0	0245	0	0	0	0	0	2	1	1	0	0	0	0	0	0	41.4 -		5	100.0	5	100.0	1	20.0	1	20.0	0	0.0
0300	3	0	3	0	0	0	0	0300	0	0	0	0	0	1	1	0	0	0	0	0	0	0	38.5 -		9	100.0	6	66.7	1	33.3	0	0.0	0	0.0
0315	9	0	6	2	0	1	0	0315	0	0	0	0	0	1	3	2	0	0	0	0	0	0	35.3	41.3	11	91.7	5	41.7	1	8.3	0	0.0	0	0.0
0330	12	0	10	2	0	0	0	0330	0	0	0	0	0	0	6	4	1	0	0	0	0	0	38.6	44.1	16	100.0	12	75.0	1	6.3	0	0.0	0	0.0
0345	16	0	15	1	0	0	0	0345	0	0	0	0	0	1	4	4	1	0	0	0	0	0	37.9 -		9	100.0	8	88.9	0	0.0	1	11.1	0	0.0
0400	9	0	8	1	0	0	0	0400	0	0	0	0	0	2	3	3	0	0	0	0	0	0	35.6	43.9	11	73.3	8	53.3	0	0.0	4	26.7	0	0.0
0415	15	0	10	3	2	0	0	0415	0	0	0	0	0	2	4	4	0	0	0	0	0	0	36.9	44.4	15	88.2	9	52.9	2	11.8	2	11.8	0	0.0
0430	17	0	14	2	0	1	0	0430	0	0	0	0	0	2	3	3	0	0	0	0	0	0	35.3	44.3	14	87.5	9	56.3	0	0.0	3	18.8	0	0.0
0445	19	0	17	2	0	0	0	0445	0	0	0	0	0	1	3	3	0	0	0	0	0	0	37.7	44.3	16	84.2	10	52.6	1	5.3	2	10.5	0	0.0
0500	16	0	13	3	0	0	0	0500	0	0	0	0	0	1	2	1	0	0	0	0	0	0	37.6	42.3	25	83.3	20	66.7	1	3.3	4	13.3	0	0.0
0515	23	0	23	3	1	0	0	0515	0	0	0	0	0	0	2	2	0	0	0	0	0	0	39.8	44.4	14	87.5	9	56.3	0	0.0	2	12.5	0	0.0
0530	31	0	30	3	0	0	0	0530	0	0	0	0	0	0	1	1	0	0	0	0	0	0	42.9	44.3	25	83.3	20	66.7	1	3.3	4	13.3	0	0.0
0545	35	0	31	3	0	0	0	0545	0	0	0	0	0	0	1	1	0	0	0	0	0	0	38.0	42.9	32	94.1	26	76.5	1	2.9	2	5.9	0	0.0
0600	43	0	35	5	2	0	0	0600	0	0	0	0	0	0	2	2	0	0	0	0	0	0	37.4	43.4	34	81.0	28	66.7	5	11.9	7	16.7	0	0.0
0615	35	0	35	4	2	1	0	0615	0	0	0	0	0	0	1	1	0	0	0	0	0	0	36.7	41.5	50	96.2	33	63.5	3	5.8	7	13.5	0	0.0
0630	58	0	58	4	1	0	0	0630	0	0	0	0	0	0	0	0	0	0	0	0	0	0	37.6	43.3	37	86.1	28	65.1	3	7.0	6	14.0	0	0.0
0645	65	0	56	7	1	0	0	0645	0	0	0	0	0	0	0	0	0	0	0	0	0	0	37.9	42.8	47	73.4	23	35.9	2	3.1	12	18.5	0	0.0
0700	56	0	55	0	0	0	0	0700	0	0	0	0	0	0	0	0	0	0	0	0	0	0	34.5	39.9	61	81.3	36	48.0	2	2.7	27	36.0	5	6.7
0715	56	1	56	1	1	0	0	0715	0	0	0	0	0	0	0	0	0	0	0	0	0	0	35.0	39.6	56	91.8	27	44.3	0	0.0	29	47.5	5	8.2
0730	75	0	74	1	0	0	0	0730	0	0	0	0	0	0	0	0	0	0	0	0	0	0	34.3	39.8	55	80.9	24	35.3	1	1.5	12	17.6	0	0.0
0745	83	0	76	4	2	0	0	0745	0	0	0	0	0	0	1	1	0	0	0	0	0	0	34.2	38.9	67	80.7	36	43.4	1	1.2	12	17.9	0	0.0
0800	83	1	76	4	2	0	0	0800	0	0	0	0	0	0	1	1	0	0	0	0	0	0	33.9	40.4	70	80.5	31	35.6	1	1.1	12	17.1	0	0.0
0815	93	0	81	11	1	0	0	0815	0	0	0	0	0	0	3	1	0	0	0	0	0	0	33.8	38.4	69	83.1	30	36.1	2	2.4	11	15.9	0	0.0
0830	107	2	88	13	2	0	0	0830	0	0	0	0	0	0	2	2	0	0	0	0	0	0	34.2	38.1	83	89.3	34	36.6	0	0.0	9	10.8	0	0.0
0845	127	10	113	10	1	3	0	0845	0	0	0	0	0	0	1	1	0	0	0	0	0	0	32.6	38.0	77	72.0	28	26.2	1	0.9	25	23.4	0	0.0
0900	134	2	122	7	2	1	0	0900	0	0	0	0	0	0	1	1	0	0	0	0	0	0	33.6	38.4	104	81.9	47	37.0	4	3.2	16	12.8	0	0.0
0915	170	1	152	15	1	0	1	0915	0	0	0	0	0	0	0	0	0	0	0	0	0	0	32.1	35.8	97	72.4	24	17.9	1	0.7	36	26.7	0	0.0
0930	185	2	166	14	0	3	0	0930	0	0	0	0	0	0	0	0	0	0	0	0	0	0	31.7	35.3	114	67.1	28	16.5	1	0.6	51	30.4	0	0.0
0945	217	1	200	11	3	2	0	0945	0	0	0	0	0	0	0	0	0	0	0	0	0	0	32.3	36.0	137	74.1	45	24.3	0	0.0	59	32.2	0	0.0
1000	202	1	200	8	1	4	0	1000	0	0	0	0	0	0	0	0	0	0	0	0	0	0	32.0	36.0	151	69.6	48	17.5	2	0.9	61	27.9	0	0.0
1015	188	0	176	9	1	2	0	1015	0	0	0	0	0	0	0	0	0	0	0	0	0	0	31.4	35.4	140	64.5	38	17.5	1	0.5	61	27.9	0	0.0
1030	232	2	210	16	2	2	0	1030	0	0	0	0	0	0	0	0	0	0	0	0	0	0	30.8	34.2	125	66.5	23	12.2	0	0.0	65	28.5	0	0.0
1045	232	1	218	10	1	1	0	1045	0	0	0	0	0	0	0	0	0	0	0	0	0	0	30.0	33.6	119	51.3	12	5.2	0	0.0	102	43.8	0	0.0
1100	238	2	218	13	3	2	0	1100	0	0	0	0	0	0	0	0	0	0	0	0	0	0	29.4	33.1	113	48.7	13	5.6	0	0.0	93	39.7	0	0.0
1115	217	2	196	16	2	1	0	1115	0	0	0	0	0	0	0	0	0	0	0	0	0	0	30.3	33.7	121	50.8	21	8.8	0	0.0	100	42.8	0	0.0
1130	250	0	234	12	1	3	0	1130	0	0	0	0	1	4	18	29	90	43.2	36	12.2	0	0.0	30.7	34.5	125	57.6	27	12.4	0	0.0	98	45.2	0	0.0
1145	237	1	220	14	0	2	0	1145	0	0	0	0	1	2	5	23	83	52.3	29	12.2	0	0.0	28.6	34.8	108	43.2	36	14.4	0	0.0	90	36.0	0	0.0
1200	280	2	258	14	2	4	0	1200	0	0	0	0	2	2	13	62	107	33.6	12	4.3	1	0.4	27.8	32.4	94	33.6	12	4.3	1	0.4	83	29.6	0	0.0
1215	243	5	233	5	0	5	0	1215	0	0	0	0	0	0	5	15	124	42.8	14	4.5	1	0.4	29.6	32.6	104	42.8	24	11.1	1	0.5	98	40.3	0	0.0
1230	216	1	202	11	0	1	0	1230	0	0	0	0	0	0	4	10	96	48.2	24	11.1	0	0.0	30.1	33.8	104	48.2	19	9.5	0	0.0	96	44.4	0	0.0
1245	200	1	187	9	0	3	0	1245	0	0	0	0	1	8	22	6	96	49.0	19	9.5	0	0.0	30.2	33.2	98	49.0	19	9.5	0	0.0	79	39.5	0	0.0
1300	209	2	195	11	0	1	0	1300	0	0	0	0	1	2	12	12	123	47.3	19	7.3	1	0.4	30.0	34.4	111	53.1	26	12.4	0	0.0	85	39.7	0	0.0
1315	260	0	244	14	1	1	0	1315	0	0	0	0	0	0	2	6	96	64.8	21	15.1	1	0.4	29.9	33.6	123	47.3	19	7.3	1	0.4	67	26.2	0	0.0
1330	179	0	169	6	1	1	0	1330	0	0	0	0	0	0	0	0	0	35.0	127	65.1	29	14.9	31.7	35.1	111	64.8	47	37.0	4	3.2	117	66.7	0	0.0
1345	195	0	182	10	2	1	0	1345	0	0	0	0	0	0	0	0	0	35.6	127	62.6	39	19.2	31.2	35.0	127	65.1	29	14.9	0	0.0	98	50.3	0	0.0
1400	203	0	188	14	0	1	0	1400	0	0	0	0	1	3	6	6	96	63.4	25	15.5	1	0.5	31.6	35.2	102	53.1	33	17.1	0	0.0	69	35.9	0	0.0
1415	161	2	146	10	0	1	0	1415	0	0	0	0	1	3	15	15	124	59.1	33	17.1	0	0.0	31.2	35.2	114	59.1	27	14.7	0	0.0	63	32.8	0	0.0
1430	193	2	172	14	4	1	0	1430	0	0	0	0	1	9	12	59	111	67.4	27	14.7	0	0.0	31.1	35.0	124	67.4	30	15.5	0	0.0	56	30.4	0	0.0
1445	184	0	166	18	0	0	0	1445	0	0	0	0	3	8	61	59	111	57.2	30	15.5	0	0.0	31.7	35.0	111	57.2	35	19.4	3	1.7	59	32.0	0	0.0
1500	194	2	178	11	1	2	0	1500	0	0	0	0	1	2	12	61	123	61.1	35	19.4	3	1.7	31.8	36.4	110	61.1	37	21.9	2	1.2	61	33.2	0	0.0
1515	180	1	158	14	2	5	0	1515	0	0	0	0	0	1	8	39	111	65.7	37	21.9	2	1.2	31.9	36.3	111	65.7	47	23.7	0	0.0	75	41.7	0	0.0
1530	169	2	153	11	1	2	0	1530	0	0	0	0	1	7	12	39	137	69.2	47	23.7	0	0.0	31.9	36.2	137	69.2	52	26.3	0	0.0	96	48.5	0	0.0
1545	198	3	184	8	0	3	0	1545	0	0	0	0	8	1	52	78.8	137	69.2	52	26.3	0	0.0	31.6	35.8	131	70.1	35	18.7	0	0.0	46	24.6	0	0.0
1600	187	0	174	8	4	1	0	1600	0	0	0	0	10	4	63	68.4	52	28.0	18	9.6	0	0.0	31.2	35.6	92	57.9	25	15.7	0	0.0	63	39.6	0	0.0
1615	159	1	148	7	1	2	0	1615	0	0	0	0	46	9	53	68.3	43	27.0	15	8.4	0	0.0	31.0	34.2	123	66.5	19	10.3	0	0.0	63	34.2	0	0.0
1630	185	0	173	8	0	4	0	1630	0	0	0	0	63	8	38	78.0	39	21.1	19	10.3	0	0.0	32.4	36.1	122	72.6	41	24.4	1	0.6	81	44.8	0	0.0
1645	168	1	150	12	2	1	0	1645	0	0	0	0	47	7	20	49.1	7	17.5	7	4.4	0	0.0	31.6	36.1	113	67.7	35	21.0	0	0.0	78	46.4	0	0.0
1700	167	1	156	9	0	1	0	1700	0	0	0	0	20	7	7	23.4	0	0.0	0	0.0	0	0.0	33.2	36.0	138	87.3	37	23.4	0	0.0	101	60.5	0	0.0
1715	158	1	149	8	0	0	0	1715	0	0	0	0	49	1	6	21.8	4	2.6	4	2.6	0	0.0	32.4	36.7	106	68.0	34	21.8	0	0.0	79	50.6	0	0.0
1730	156	0	147	5	1	3	0	1730	0	0	0	0	46	2	3	9.6	2	1.3	1	0.6	0	0.0	31.4	35.7	113	67.7	38	21.4	0	0.0	75	42.4	0	0.0
1745	178	2	168	7	0	1	0	1745	0	0	0	0	26	3	26	14.9	2	1.1	2	1.1	0	0.0	33.2	38.6	99	78.0	41	32.3	2	1.6	101	79.5	0	0.0
1800	127	0	121	6	0	0	0	1800	0	0	0	0	39	2	48	24.5	1	0.7	3	2.2	0	0.0	32.6	37.0	105	71.4	36	24.5	1	0.7	78	53.1	0	0.0
1815	147	0	133	14	0	0	0	1815	0	0	0	0	48	0	10	14.5	23	15.8	1	0.7	0	0.0	31.5	34.9	101	63.5	23	14.5	1	0.6	86	54.1	0	0.0
1830	159	0	153	4	2	0	0	1830	0	0	0	0	13	1	0	13.3	53	33.1	88	55.0	2	1.2	34.5	38.1	101	62.8	48	29.8	0	0.0	102	63.4	0	0.0
1845	102	0	93	7	2	0	0	1845	0	0	0	0	20	1	13	12.7	41	30.4	4	3.0	2	1.6	34.0	37.8	84	62.2	41	30.4	4	3.0	76	55.9	0	0.0
1900	108	8	98	1	0	0	0	1900	0	0	0	0	33	5	33	24.5	30	22.2	16	15.1	2	1.9	32.2	35.0	76	71.7	16	15.1	2	1.9	71	67.0	0	0.0
1915	126	7	110	7	0	1	0	1915	0	0	0	0	8	3	30	22.2	27	20.0	28	20.7	3	2.2	33.8	37.3	88	91.7	27	28.1	3	3.1	48	50.0	0	0.0
1930	126	7	110	6	0	1	0	1930	0	0	0	0	31	2	26	24.5	26	24.5	26	24.5	0	0.0	32.1	36.4	73	68.9	26	24.5	0	0.0	67	63.2	0	0.0
1945	90	5	80	5	0	0	0	1945	0	0	0	0	18	1	8	14.4	36	44.4	36	44.4	2	2.5	34.4	39.6	62	76.5	36	44.4	2	2.5	67	82.7	0	0.0
2000	90	5	80	5	0	0	0	2000	0	0	0	0	13	1	11	13.1	31	38.3	31	38.3	1	1.2	34.4	39.7	52	78.8	31	47.0	1	1.5	47	71.2	0	0.0
2015	74	5	66	2	0	1	0	2015	0	0	0	0	13	1	13	13.1	20	20.2	24	24.2	2	2.0	34.7	39.7	52	68.4	18	23.7	0	0.0	47	61.8	0	0.0
2030	66	2	60	5	0	0	0	2030	0	0	0	0	10	1	10	15.2	18	27.3	18	27.3	1	1.5	35.6	40.1	46	68.1	15	22.7	0	0.0	46	68.7	0	0.0
2045	69	0	57	8	2	0	0	2045	0	0	0	0	8	1	7	12.1	11	18.3	11	18.3	0	0.0	35.8	40.4	35	58.3	11	18.3	0	0.0	35	58.3	0	0.0
2100	76	0	69	5	1	1	0	2100	0	0	0	0	4	0	4	6.7	2	3.3	2	3.3	0	0.0	36.2	40.7	32	53.3	10	16.7	0	0.0	32	53.3	0	0.0
2115	63	0	58	5	0	0	0	2115	0	0	0	0	4	0	4	6.7	1	1.7	1	1.7	0	0.0	36.7	41.2	25	41.7	7	11.7	0	0.0	29	48.3	0	0.0
2130	50	1	44	4	0	1	0	2130	0	0	0	0	2	0	2	3.3	0	0.0	0	0.0	0	0.0	37.3	41.8	18	30.0	5	8.3	0	0.0	30	50.0	0	0.0
2145	41	1	36	4	0	0	0	2145	0	0	0	0	1	0	1	1.7	0	0.0	0	0.0	0	0.0	37.8	42.3	12	20.0	2	3.3	0	0.0	24	40.0	0	0.0
2200	35	1	33	1	1	0	0	2200	0	0	0	0	0	0	0	0.0	0	0.0	0	0.0	0	0.0	38.2	42.8	17	28.3	1	1.7	0	0.0	18	30.5	0	0.0
2215	35	0	31	4	0	0	0	2215	0	0	0	0	0	0	0	0.0	0	0.0	0	0.0	0	0.0	38.6	43.3	27	45.0	7	11.7	0	0.0	20	33.3	0	0.0
2230	27	0	25	2	0	0	0	2230	0	0	0	0	0	0	0	0.0	0	0.0	0	0.0	0	0.0	39.2	43.8	31	51.7	7	11.7	0	0.0	21	35.0	0	0.0
2245	26	0	26	0	0	0	0	2245	0	0	0	0	0	0	0	0.0	0	0.0	0	0.0	0	0.0	39.7	44.4	36	60.0	8	13.3	0	0.0	22	36.7	0	0.0
2300	23	0	19	3	0	1	0	2300	0	0	0	0	0	0	0	0.0	0	0.0	0	0.0	0	0.0	40.2	44.9	41	68.3	11	18.3	0	0.0	26	43.3	0	0.0
2315	7	0	7	0	0	0	0	2315	0	0	0	0	0	0	0	0.0	0	0.0	0	0.0	0	0.0	41.5 -		15	65.2	11	47.8	2	8.7	11	47.8	0	0.0
2330	6	0	6	0	0	0	0	2330	0	0	0	0	0	0	0	0.0	0	0.0	0	0.0	0	0.0	33.9 -		6	100.0	1	14.3	0	0.0	3	43.0	0	0.0
2345	11	0	10	1	0	0	0	2345	0	0	0	0	0	0	0	0.0	0	0.0	0	0.0	0	0.0	35.7 -	40.6	10	90.9	7	63.6	1	9.1	3	27.3	0	0.0
07-19	8383	42	7713	490	55	77	6	07-19	7	16	92	441	2624

DIR 2

PROJECT 35202 Ashford, Kent
SITE 35202-001
LOCATION CHART ROAD
DIRECTION **WESTBOUND ←**
PSL 30mph

Tue 02 May

DAY 1	TOTAL	CLS 1	CLS 2	CLS 3	CLS 4	CLS 5	CLS 6	TIME	SPD1 0 10	SPD2 10 15	SPD3 15 20	SPD4 20 25	SPD5 25 30	SPD6 30 35	SPD7 35 40	SPD8 40 45	SPD9 45 50	SPD10 50 60	SPD11 60 70	SPD12 70 80	SPD13 80 90	SPD14 90 100	AVG	85%ile	PSL	PSL%	SPD1 35	SPD2 35	SPD3 45	SPD4 45	SPD5	SPD6
0000	24	0	21	2	0	1	0	0000	0	0	0	0	0	9	4	7	3	1	0	0	0	0	34.3	41.6	15	62.5	11	45.8	1	42.1	0.5	0.0
0015	13	0	13	0	0	0	0	0015	0	0	0	0	0	0	0	1	2	0	0	0	0	0	33.9	41.0	13	100.0	3	23.1	0	0.0	0.0	0.0
0030	14	0	12	1	1	0	0	0030	0	0	0	0	0	3	0	4	4	0	0	0	0	0	36.3	42.9	11	78.6	8	57.1	0	0.0	0.0	0.0
0045	14	1	12	0	0	0	0	0045	0	0	0	0	0	6	1	1	1	0	0	0	0	0	32.0	35.3	8	57.1	2	14.3	1	7.1	0.0	0.0
0100	14	0	14	0	0	0	0	0100	0	0	0	0	1	2	1	4	4	0	0	0	0	0	35.0	42.5	11	78.6	7	50.0	1	7.1	0.0	0.0
0115	12	0	11	1	0	0	0	0115	0	0	0	0	0	4	0	0	0	0	0	0	0	0	34.1	38.4	8	66.7	4	33.3	1	8.3	0.0	0.0
0130	5	0	5	0	0	0	0	0130	0	0	0	0	0	0	0	0	0	0	0	0	0	0	34.1	-	5	100.0	2	40.0	0	0.0	0.0	0.0
0145	9	0	9	0	0	0	0	0145	0	0	0	0	0	0	0	0	0	0	0	0	0	0	32.0	-	9	100.0	0	0.0	0	0.0	0.0	0.0
0200	7	0	7	0	0	0	0	0200	0	0	0	0	0	0	0	0	0	0	0	0	0	0	38.6	-	7	100.0	6	85.7	1	14.3	0.0	0.0
0215	9	0	9	0	0	0	0	0215	0	0	0	0	0	0	0	0	0	0	0	0	0	0	37.3	-	9	100.0	4	44.4	2	22.2	0.0	0.0
0230	5	0	5	0	0	0	0	0230	0	0	0	0	0	0	0	0	0	0	0	0	0	0	43.0	-	5	100.0	5	100.0	2	40.0	0.0	0.0
0245	8	0	8	1	0	0	0	0245	0	0	0	0	0	3	1	2	1	0	0	0	0	0	36.6	-	6	66.7	5	55.6	1	11.1	0.0	0.0
0300	5	0	5	1	0	0	0	0300	0	0	0	0	0	1	0	2	1	0	0	0	0	0	35.6	-	5	83.3	3	50.0	0	0.0	0.0	0.0
0315	8	0	8	2	1	0	0	0315	0	0	0	0	0	0	3	4	3	0	0	0	0	0	38.6	44.7	11	100.0	8	72.7	1	9.1	0.0	0.0
0330	9	0	9	1	0	0	0	0330	0	0	0	0	0	0	5	0	0	0	0	0	0	0	36.9	-	10	100.0	6	60.0	1	10.0	0.0	0.0
0345	7	0	7	1	0	0	0	0345	0	0	0	0	0	0	4	7	1	0	0	0	0	0	33.9	-	8	100.0	1	12.5	0	0.0	0.0	0.0
0400	8	0	8	2	0	0	0	0400	0	0	0	0	0	0	2	2	1	0	0	0	0	0	36.1	-	6	75.0	4	50.0	1	12.5	0.0	0.0
0415	10	0	9	2	0	0	0	0415	0	0	0	0	0	1	1	5	1	0	0	0	0	0	33.1	-	9	90.0	4	40.0	0	0.0	0.0	0.0
0430	18	1	13	2	0	0	0	0430	0	0	0	0	0	2	2	8	9	0	0	0	0	0	36.1	40.1	16	88.9	11	61.1	0	0.0	0.0	0.0
0445	30	0	28	2	0	0	0	0445	0	0	0	0	0	1	1	14	5	0	0	0	0	0	36.2	40.4	30	100.0	19	63.3	0	0.0	0.0	0.0
0500	19	0	15	3	0	1	0	0500	0	0	0	0	0	1	0	9	6	0	0	0	0	0	36.8	42.9	18	94.7	12	63.2	1	5.3	0.0	0.0
0515	33	0	27	6	0	0	0	0515	0	0	0	0	0	3	0	4	4	0	0	0	0	0	35.6	40.0	30	90.9	14	42.4	1	3.0	0.0	0.0
0530	41	1	33	4	1	0	0	0530	0	0	0	0	0	7	1	10	6	0	0	0	0	0	34.0	40.4	30	73.2	20	48.8	0	0.0	0.0	0.0
0545	47	2	38	5	2	0	0	0545	0	0	0	0	0	7	2	13	5	0	0	0	0	0	33.9	40.2	34	72.3	21	44.7	1	2.1	0.0	0.0
0600	50	2	45	3	0	0	0	0600	0	0	0	0	0	10	1	12	6	0	0	0	0	0	34.6	39.4	43	86.0	25	50.0	0	0.0	0.0	0.0
0615	69	2	57	6	0	4	0	0615	0	0	0	0	1	2	1	16	8	0	0	0	0	0	33.0	36.7	54	78.3	16	23.2	2	2.9	0.0	0.0
0630	125	2	104	12	5	2	0	0630	0	0	0	0	1	2	1	25	12	0	0	0	0	0	32.2	38.2	85	68.0	33	25.9	2	1.6	0.0	0.0
0645	174	1	143	24	2	4	0	0645	0	0	0	0	1	3	1	23	12	0	0	0	0	0	30.3	36.2	89	51.2	32	18.4	2	1.1	0.0	0.0
0700	216	0	184	26	4	2	0	0700	0	0	0	0	6	4	3	19	13	0	0	0	0	0	29.7	34.1	110	50.9	23	10.7	1	0.5	0.0	0.0
0715	255	1	215	26	3	9	1	0715	0	0	0	0	0	9	4	15	7	0	0	0	0	0	27.0	31.4	59	23.1	5	2.0	0	0.0	0.0	0.0
0730	264	1	244	13	2	5	0	0730	0	0	0	0	16	56	20	45	79	0	0	0	0	0	22.6	30.9	48	18.2	7	2.7	0	0.0	0.0	0.0
0745	332	0	297	28	1	5	1	0745	0	0	0	0	81	108	46	27	39	0	0	0	0	0	16.7	27.4	31	9.3	7	2.1	0	0.0	0.0	0.0
0800	285	0	254	19	4	8	0	0800	0	0	0	0	15	21	34	86	113	0	0	0	0	0	23.0	28.2	16	5.6	3	1.1	0	0.0	0.0	0.0
0815	304	2	277	10	2	13	0	0815	0	0	0	0	78	123	48	40	12	0	0	0	0	0	13.9	20.5	3	1.0	0	0.0	0	0.0	0.0	0.0
0830	270	2	230	21	5	12	0	0830	0	0	0	0	4	57	59	84	50	0	0	0	0	0	20.5	26.8	16	5.9	0	0.0	0	0.0	0.0	0.0
0845	278	0	246	19	2	10	1	0845	0	0	0	0	3	18	32	114	81	0	0	0	0	0	23.8	28.7	30	10.8	5	1.8	0	0.0	0.0	0.0
0900	211	1	182	20	5	3	0	0900	0	0	0	0	0	2	2	23	133	0	0	0	0	0	28.1	31.4	53	25.1	14	6.6	0	0.0	0.0	0.0
0915	239	1	212	14	6	6	0	0915	0	0	0	0	12	10	8	51	95	0	0	0	0	0	25.9	31.4	63	26.4	7	2.9	0	0.0	0.0	0.0
0930	202	0	176	19	4	3	0	0930	0	0	0	0	0	1	8	46	90	0	0	0	0	0	27.6	32.4	57	28.2	5	2.5	0	0.0	0.0	0.0
0945	214	1	182	17	7	6	1	0945	0	0	0	0	0	1	14	45	116	0	0	0	0	0	26.9	30.5	38	17.8	1	0.5	0	0.0	0.0	0.0
1000	215	1	180	20	7	7	0	1000	0	0	0	0	2	2	8	24	111	0	0	0	0	0	28.8	31.9	79	36.7	8	2.3	1	0.5	0.0	0.0
1015	215	2	185	20	6	2	0	1015	0	0	0	0	2	1	2	34	116	0	0	0	0	0	27.3	30.8	53	24.7	5	2.3	0	0.0	0.0	0.0
1030	186	0	167	9	3	7	0	1030	0	0	0	0	1	0	0	40	79	0	0	0	0	0	26.3	31.1	39	21.0	2	0.5	0	0.0	0.0	0.0
1045	223	2	194	15	7	5	0	1045	0	0	0	0	2	0	6	46	99	0	0	0	0	0	27.7	32.8	70	31.4	12	5.4	0	0.0	0.0	0.0
1100	238	0	205	18	11	4	0	1100	0	0	0	0	2	2	20	40	108	0	0	0	0	0	25.2	30.6	42	17.7	11	4.6	1	0.4	0.0	0.0
1115	245	2	210	20	2	9	2	1115	0	0	0	0	1	1	26	46	108	0	0	0	0	0	25.4	30.9	46	18.8	9	3.7	1	0.4	0.0	0.0
1130	228	3	199	17	3	6	0	1130	0	0	0	0	15	6	34	70	88	0	0	0	0	0	24.3	30.9	50	21.9	4	1.8	1	0.4	0.0	0.0
1145	243	2	215	20	3	3	0	1145	0	0	0	0	8	25	15	35	88	0	0	0	0	0	27.9	31.7	64	26.3	5	2.1	0	0.0	0.0	0.0
1200	269	0	231	26	5	7	0	1200	0	0	0	0	11	1	43	48	112	0	0	0	0	0	24.0	30.4	47	17.5	4	1.5	0	0.0	0.0	0.0
1215	246	2	214	20	4	6	0	1215	0	0	0	0	43	3	11	48	112	0	0	0	0	0	26.6	30.9	48	19.5	5	2.0	0	0.0	0.0	0.0
1230	234	2	207	13	6	4	0	1230	0	0	0	0	17	7	14	64	117	0	0	0	0	0	26.8	31.1	54	23.1	8	3.4	1	0.4	0.0	0.0
1245	251	2	220	19	6	4	0	1245	0	0	0	0	17	49	17	64	111	0	0	0	0	0	26.0	30.8	54	21.5	4	1.6	0	0.0	0.0	0.0
1300	242	2	208	16	9	7	0	1300	0	0	0	0	1	7	18	70	101	0	0	0	0	0	24.7	29.9	35	14.5	7	2.9	0	0.0	0.0	0.0
1315	227	0	207	12	6	1	1	1315	0	0	0	0	5	8	21	92	81	0	0	0	0	0	24.3	28.7	24	10.6	5	2.2	0	0.0	0.0	0.0
1330	195	0	179	15	1	0	0	1330	0	0	0	0	1	1	29	79	99	0	0	0	0	0	28.7	32.8	70	35.9	10	5.1	0	0.0	0.0	0.0
1345	245	2	214	14	7	8	0	1345	0	0	0	0	1	1	13	14	37	0	0	0	0	0	27.6	32.8	95	38.8	17	6.9	2	0.8	0.0	0.0
1400	286	2	262	14	7	10	1	1400	0	0	0	0	7	30	51	110	72	0	0	0	0	0	28.4	32.8	26	8.8	4	1.4	1	0.3	0.0	0.0
1415	290	1	253	14	8	14	0	1415	0	0	0	0	28	85	82	47	32	0	0	0	0	0	22.6	28.4	26	8.8	3	1.0	2	0.7	0.0	0.0
1430	267	1	231	21	6	7	1	1430	0	0	0	0	3	41	34	57	84	0	0	0	0	0	23.6	30.3	48	18.0	7	2.6	0	0.0	0.0	0.0
1445	288	1	255	23	4	5	0	1445	0	0	0	0	2	12	34	92	88	0	0	0	0	0	25.0	30.6	60	20.8	5	1.7	0	0.0	0.0	0.0
1500	275	1	255	12	3	3	1	1500	0	0	0	0	5	34	47	60	89	0	0	0	0	0	23.4	29.9	40	14.6	6	2.2	0	0.0	0.0	0.0
1515	278	1	244	24	4	5	0	1515	0	0	0	0	1	27	29	119	61	0	0	0	0	0	23.6	29.9	41	14.8	2	0.7	0	0.0	0.0	0.0
1530	243	1	222	15	3	2	0	1530	0	0	0	0	0	20	48	116	116	0	0	0	0	0	27.1	31.4	59	24.3	6	2.5	0	0.0	0.0	0.0
1545	300	3	266	19	1	9	2	1545	0	0	0	0	12	93	71	58	52	0	0	0	0	0	19.0	26.4	14	4.7	3	1.0	0	0.0	0.0	0.0
1600	251	1	216	15	8	11	0	1600	0	0	0	0	45	53	59	56	29	0	0	0	0	0	17.5	25.1	9	3.6	3	0.0	0	0.0	0.0	0.0
1615	275	1	255	9	2	5	1	1615	0	0	0	0	65	70	75	47	12	0	0	0	0	0	15.5	22.1	6	2.2	3	1.1	0	0.0	0.0	0.0
1630	294	1	264	18	3	7	1	1630	0	0	0	0	18	80	81	51	43	0	0	0	0	0	19.2	27.2	21	7.1	3	1.0	0	0.0	0.0	0.0
1645	281	1	260	13	1	6	0	1645	0	0	0	0	15	97	48	60	42	0	0	0	0	0	19.0	27.0	19	6.8	1	0.4	1	0.4	0.0	0.0
1700	259	0	240	11	2	4	2	1700	0	0	0	0	63	101	29	34	19	0	0	0	0	0	15.3	24.0	13	5.0	1	0.4	0	0.0	0.0	0.0
1715	266	0	244	14	1	7	0	1715	0	0	0	0	66	84	37	55	17	0	0	0	0	0	15.7	23.1	7	2.6	1	0.4	0	0.0	0.0	0.0
1730	271	2	247	15	1	6	0	1730	0	0	0	0	58	134	46	15	9	0	0	0	0	0	14.3	18.3	9	3.3	3	1.1	0	0.0	0.0	0.0
1745	292	0	259	19	3	11	0	1745	0	0	0	0	6	48	41	68	67	0	0	0	0	0	23.4	31.9	62	21.2	17	5.8	2	0.7	0.0	0.0
1800	281	2	260	13	2	4	0	1800	0	0	0	0	5	6	30	84	84	0	0	0	0	0	25.8	32.1	72	25.6	19	6.8	0	0.0	0.0	0.0
1815	300	4	276	13	2	5	0	1815	0	0	0	0	20	34	39	53	93	0	0	0	0	0	23.5	31.4	61	20.3	12	4.0	0	0.0	0.0	0.0
1830	228	1	216	8	1	2	0	1830	0	0	0	0	1	0	0	33	102	0	0	0	0	0	29.1	33.0	93	40.8	16	7.0	0	0.0	0.0	0.0
1845	197	1	178	10	5	3	0	1845	0	0	0	0	1	3	5	26	58	0	0	0	0	0	29.9	34.4	104	52.8	26	13.2	2	1.0	0.0	0.0
1900	194	2	181	8	2	0	0	1900	0	0	0	0	3	27	76	59	24	0	0	0	0	0	29.8	35.0	88	45.4	29	15.0	0	0.0	0.0	0.0
1915	202	3	184	9	1	4	1	1915	0	0	0	0	17	76	76	90	13	0	0	0	0	0	30.4	34.2	109	54.0	19	9.4	0	0.0	0.0	0.0
1930	185	2	173	7	1	2	0	1930	0	0	0	0	16	49	36	64.9	120	0	0	0	0	0	31.4	35.7	120	64.9	36	19.5	0	0.0	0.0	0.0
1945	170	1	156	10	1	2	0	1945	0	0	0	0	13	59	59	98	32	0	0	0	0	0	30.9	35.6	98	57.7	32	18.8	0	0.0	0.0	0.0
2000	179	2	171	4	1	1	0	2000	0	0	0	0	5	44	42	115	64.3	0	0	0	0	0	31.0	36.7	119	64.3	42	23.5	2	1.1	0.0	0.0
2015	165	1	157	4	1	2	0	2015	0	0	0	0	5	41	41	91	26	0	0	0	0	0	32.2	35.6	119	72.1	28	17.0	2	1.2	0.0	0.0
2030	115	0	111	3	1	0	0	2030	0	0	0	0	5	40	40	47	18	0	0	0	0	0	32.3	36.5	74	64.4	27	23.5	2	1.7	0.0	0.0
2045	101	1	98	2	0	0	0	2045	0	0	0	0	2	36	45	45	7	0	0	0	0	0	31.4	35.7	63	62.4	18	17.8	0	0.0	0.0	0.0
2100	137	0	127	10	0	0	0	2100	0	0	0	0	12	50	50	58	14	0	0	0	0	0	30.4	34.3	75	54.7	17	12.4	3	2.2	0.0	0.0
2115	97	0	93	2	0	0	0	2115	0	0	0	0	8	40	27	41	7	0	0	0	0	0	31.4	35.6	57	58.8	16	16.5	1	1.0	0.0	0.0
2130	82	1	79	0	0	0	0	2130	0	0	0	0	25	27	19	36	11	0	0	0	0	0	32.0	36.1	54	65.9	16	19.5	1	1.2	0.0	0.0
2145	85	2	82	1	0	0	0	2145	0	0	0	0	8	25	24	61.2	19	0	0	0	0	0	31.8	36.5	52	61.2	18	24.7	2	2.4	0.0	0.0
2200	83	1	79	2	1	0	0	2200	0	0	0	0	19	19	11	75.9	21	0	0	0	0	0	32.7	37.1	63	75.9	18	21.7	0	0.0	0.0	0.0
2215	71	1	70	0	0	0	0	2215	0	0	0	0	2	13	13	31.0	22	0	0	0	0	0	33.2	37.6	56	78.9	22	31.0	1	1.4	0.0	0.0
2230	63	0	59	0	0	1	0	2230	0	0	0	0	6	11	11	33.3	21	0	0	0	0	0	33.2	39.2	49	77.8	21	33.3	0	0.0	0.0	0.0
2245	38	0	36	0	1	0	0	2245	0	0	0	0	3	6	7	54.7	17	0	0	0	0	0	35.7	41.7	32	84.2	17	44.7	3	7.9	0.0	0.0
2300	33	0	31	0	0	2	0	2300	0	0	0	0	12	40	27	58.8	16	0	0	0	0	0	36.3	45.0	26	78.8	16	48.5	5	15.2	0.0	0.0
2315	29	0	28	0	0	0	0	2315	0	0	0	0	1	4	4	61.3	11	0	0	0	0	0	35.1	39.9	24	82.8	11	37.9	1	3.4	0.0	0.0
2330	31	2	27	1	0	1	0	2330	0	0	0	0	0	7	3	90.3	19	0	0	0	0	0	35.9	40.0	19	61.3	8	29.6	1	3.2	0.0	0.0
2345	27	0	25	1	1	0	0	2345	0	0	0	0	7	11	7	70.4	8	0	0	0	0	0	33.1	38.8	19	70.4	8	29.6	1	3.7	0.0	0.0
TOTAL	12204	57	10837	806	193	293	18	TOTAL	667	1575	1394	2599	3795	1840	280	39	6	5	3	0	1	0	23.3	30.5	2174	17.8	334	2.7	15	0.1	0.0	0.0
06-22	14334	75	12798	910	208	322	21	06-22	669	1582	1407	2748	4459	2728	608	99	21	9	3	0	1	0	24.5	31.8	3469	24.2	741	5.2	34	0.2	0.0	0.0
06-00	14709	82	13153	915	211	327	21	06-00	669	1582	1408	2755	4529	2893	700	127	27	13	3	2	1	0	24.7	32.1	3766	25.6	873	5.9	46	0.3	0.0	0.0
00-00	15085	88	13477	949	219	331	21	00-00	689	1582	1411	2760	4583	3027	814	177	38	18	3	2	1	0	25.0	32.4	4080	27.1	1053	7.0	62	0.4	0.0	0.0

ALL VEHICLES	TOTAL
Mcycles	CLASS 1
Cars, taxis, 4WD	CLASS 2
LGV	CLASS 3
OGV1	CLASS 4
OGV2	CLASS 5
PSV	CLASS 6
	TIME
0 - 10 mph	0-10mph
10 - 15 mph	10-15mph
15 - 20 mph	15-20mph
20 - 25 mph	20-25mph
25 - 30 mph	25-30mph
30 - 35 mph	30-35mph
35 - 40 mph	35-40mph
40 - 45 mph	40-45mph
45 - 50 mph	45-50mph
50 - 60 mph	50-60mph
60 - 70 mph	60-70mph
70 - 80 mph	70-80mph
80 - 90 mph	80-90mph
90 - 100 mph	90mph+
AVG SPD	AVG SPD
85%ile	85%ile
> 30mph	PSL SPEEDING
% > 30mph	PSL% SPEEDING
	ACPO SPEEDING
	ACPO% SPEEDING
	DfT SPEEDING
	DfT% SPEEDING

DIR 2

PROJECT 35202 Ashford, Kent
SITE 35202-001
LOCATION CHART ROAD
DIRECTION **WESTBOUND ←**
PSL 30mph

Wed 03 May

DAY 2	Total (ALL VEHICLES)	Cls 1 (Mcycles)	Cls 2 (Cars, taxis, 4WD)	Cls 3 (LGV)	Cls 4 (OGV1)	Cls 5 (OGV2)	Cls 6 (PSV)	Fix1
0000	25	0	23	1	0	1	0	
0015	20	0	19	1	0	0	0	
0030	24	0	22	1	0	1	0	
0045	9	0	9	0	0	0	0	
0100	6	0	6	0	0	0	0	
0115	10	0	10	0	0	0	0	
0130	13	0	11	1	1	0	0	
0145	6	0	6	0	0	0	0	
0200	7	0	6	0	0	1	0	
0215	6	1	5	0	0	0	0	
0230	8	0	5	2	0	1	0	
0245	8	0	7	1	0	0	0	
0300	3	0	1	2	0	0	0	
0315	6	0	6	0	0	0	0	
0330	11	1	9	1	0	0	0	
0345	10	0	8	1	1	0	0	
0400	13	0	12	0	1	0	0	
0415	8	0	7	1	0	0	0	
0430	19	0	17	2	0	0	0	
0445	28	0	22	3	1	2	0	
0500	19	0	17	1	0	1	0	
0515	35	2	28	3	1	1	0	
0530	33	0	31	0	0	1	1	
0545	64	1	59	2	1	1	0	
0600	72	0	68	2	2	0	0	
0615	89	1	80	6	1	1	0	
0630	111	0	96	12	1	1	1	
0645	186	2	159	20	2	3	0	
0700	222	0	198	17	3	4	0	
0715	261	2	231	19	4	5	0	
0730	282	1	248	20	2	11	0	
0745	338	0	299	22	6	11	0	
0800	314	1	281	17	7	8	0	
0815	292	0	264	13	4	11	0	
0830	273	1	242	17	6	7	0	
0845	287	0	250	23	7	7	0	
0900	269	0	237	24	6	2	0	
0915	219	0	191	14	9	5	0	
0930	230	1	206	8	6	8	1	
0945	208	3	186	15	2	1	1	
1000	220	3	189	22	4	2	0	
1015	233	4	206	10	7	6	0	
1030	215	0	193	15	2	5	0	
1045	217	5	186	19	3	4	0	
1100	229	3	196	16	10	3	1	
1115	250	2	227	15	3	3	0	
1130	206	1	174	21	6	3	1	
1145	236	1	212	13	4	6	0	
1200	219	3	196	10	6	4	0	
1215	237	3	202	21	7	4	0	
1230	219	2	198	12	3	3	1	
1245	234	0	200	22	7	5	0	
1300	236	1	206	16	10	3	0	
1315	235	2	207	12	7	7	0	
1330	232	1	199	20	4	6	2	
1345	222	2	193	19	4	4	0	
1400	263	2	232	18	6	5	0	
1415	291	5	247	23	8	8	0	
1430	281	3	245	17	7	7	2	
1445	289	2	247	19	5	16	0	
1500	291	2	266	11	5	7	0	
1515	253	0	220	20	4	8	1	
1530	265	0	244	12	2	6	1	
1545	309	1	281	17	2	7	1	
1600	268	1	239	17	6	5	0	
1615	297	1	266	22	2	6	0	
1630	257	3	235	14	1	4	0	
1645	273	2	255	10	3	3	0	
1700	266	1	254	6	1	4	0	
1715	279	2	254	16	2	4	1	
1730	289	4	270	10	0	5	0	
1745	260	6	234	14	2	4	0	
1800	273	1	246	16	5	5	0	
1815	246	2	235	7	2	0	0	
1830	238	4	215	15	0	4	0	
1845	211	2	187	14	4	4	0	
1900	222	1	208	7	3	3	0	
1915	240	0	214	16	4	6	0	
1930	188	1	177	8	1	1	0	
1945	162	1	153	6	2	0	0	
2000	140	3	128	8	0	1	0	
2015	141	0	136	5	0	0	0	
2030	141	1	136	3	1	0	0	
2045	133	1	125	5	0	2	0	
2100	112	2	103	5	1	1	0	
2115	103	1	98	4	0	0	0	
2130	108	0	106	2	0	0	0	
2145	97	0	93	3	0	1	0	
2200	114	2	110	1	1	0	0	
2215	84	1	80	2	0	1	0	
2230	69	1	66	2	0	0	0	
2245	58	0	57	0	1	0	0	
2300	37	0	35	1	1	0	0	
2315	29	1	27	0	1	0	0	
2330	36	1	34	1	0	0	0	
2345	25	0	23	0	1	1	0	
07-19	12234	86	10889	770	216	260	13	
06-22	14479	100	12969	882	234	280	14	
06-00	14931	106	13401	889	239	282	14	
00-00	15322	111	13747	912	245	292	15	

Time [--	0 - 10 mph (Vbin 0 10)	10 - 15 mph (Vbin 10 15)	15 - 20 mph (Vbin 15 20)	20 - 25 mph (Vbin 20 25)	25 - 30 mph (Vbin 25 30)	30 - 35 mph (Vbin 30 35)	35 - 40 mph (Vbin 35 40)	40 - 45 mph (Vbin 40 45)	45 - 50 mph (Vbin 45 50)	50 - 60 mph (Vbin 50 60)	60 - 70 mph (Vbin 60 70)	70 - 80 mph (Vbin 70 80)	80 - 90 mph (Vbin 80 90)	90 - 100 mph (Vbin 90 100)	AVG SPD (Mean)	85%ile (Vpp 85)	> 30mph (]PSL 30)	% > 30mph (]PSL% 30)	]SL1 35 ACPO	]SL1% 35 ACPO	]SL2 45 DFT	]SL2% 45 DFT
0000	0	0	0	0	6	13	5	0	0	0	1	0	0	0	33.6	37.5	19	76.0	6	24.0	1	4.0
0015	0	0	0	1	5	10	3	0	0	1	0	0	0	0	32.4	35.1	14	70.0	4	20.0	1	5.0
0030	0	0	0	0	8	12	3	0	1	0	0	0	0	0	32.2	36.7	16	66.7	4	16.7	1	4.2
0045	0	0	0	1	2	4	1	1	0	0	0	0	0	0	32.3	-	6	66.7	2	22.2	0	0.0
0100	0	0	0	1	2	2	1	0	0	0	0	0	0	0	30.5	-	3	50.0	1	16.7	0	0.0
0115	0	0	0	0	4	5	1	0	0	0	0	0	0	0	30.8	-	6	60.0	1	10.0	0	0.0
0130	0	0	0	0	3	1	6	1	1	1	0	0	0	0	37.7	45.4	10	76.9	9	69.2	2	15.4
0145	0	0	0	0	0	4	1	0	0	0	0	1	0	0	40.5	-	6	100.0	2	33.3	1	16.7
0200	0	0	0	0	1	4	1	0	1	0	0	0	0	0	35.1	-	6	85.7	2	28.6	1	14.3
0215	0	0	0	0	1	2	3	0	0	0	0	0	0	0	34.5	-	5	83.3	3	50.0	0	0.0
0230	0	0	0	0	0	5	3	0	0	0	0	0	0	0	34.2	-	8	100.0	3	37.5	0	0.0
0245	0	0	0	0	1	2	4	1	0	0	0	0	0	0	36.7	-	7	87.5	5	62.5	0	0.0
0300	0	0	0	0	0	2	1	0	0	0	0	0	0	0	32.9	-	3	100.0	1	33.3	0	0.0
0315	0	0	0	0	2	4	0	0	0	0	0	0	0	0	30.5	-	4	66.7	0	0.0	0	0.0
0330	0	0	0	0	4	3	4	0	0	0	0	0	0	0	32.9	38.8	7	63.6	4	36.4	0	0.0
0345	0	0	0	0	0	3	4	2	1	0	0	0	0	0	37.9	-	10	100.0	7	70.0	1	10.0
0400	0	0	0	0	0	5	5	3	0	0	0	0	0	0	36.9	41.9	13	100.0	8	61.5	0	0.0
0415	0	0	0	0	0	6	0	2	0	0	0	0	0	0	35.3	-	8	100.0	2	25.0	0	0.0
0430	0	0	0	0	1	7	9	2	0	0	0	0	0	0	35.7	39.1	18	94.7	11	57.9	0	0.0
0445	0	0	0	0	1	15	8	2	2	0	0	0	0	0	35.3	41.2	27	96.4	12	42.9	2	7.1
0500	0	0	0	1	0	7	7	3	1	0	0	0	0	0	35.8	42.7	18	94.7	11	57.9	1	5.3
0515	0	0	0	0	2	8	23	2	0	0	0	0	0	0	36.0	38.7	33	94.3	25	71.4	0	0.0
0530	0	0	0	1	13	12	6	1	0	0	0	0	0	0	31.8	36.8	19	57.6	7	21.2	0	0.0
0545	0	1	0	1	8	29	24	1	0	0	0	0	0	0	33.7	37.8	54	84.4	25	39.1	0	0.0
0600	0	0	0	0	10	30	27	5	0	0	0	0	0	0	34.4	38.1	62	86.1	32	44.4	0	0.0
0615	0	0	0	0	22	37	21	6	1	1	0	1	0	0	33.9	38.3	67	75.3	30	33.7	3	3.4
0630	0	0	0	6	24	54	19	8	0	0	0	0	0	0	32.5	36.8	81	73.0	27	24.3	0	0.0
0645	0	0	1	9	54	90	28	4	0	0	0	0	0	0	31.5	35.4	122	65.6	32	17.2	0	0.0
0700	2	8	5	45	75	75	9	3	0	0	0	0	0	0	27.9	33.0	87	39.2	12	5.4	0	0.0
0715	0	5	17	70	91	65	12	1	0	0	0	0	0	0	27.2	33.2	78	29.9	13	5.0	0	0.0
0730	8	22	42	81	76	43	9	1	0	0	0	0	0	0	24.0	31.5	53	18.8	10	3.5	0	0.0
0745	26	102	86	76	41	6	0	0	0	0	1	0	0	0	18.0	24.7	7	2.1	1	0.3	1	0.3
0800	15	52	97	90	50	7	1	2	0	0	0	0	0	0	19.9	26.5	10	3.2	3	1.0	0	0.0
0815	23	120	66	43	26	9	4	0	0	0	1	0	0	0	17.1	24.2	14	4.8	5	1.7	1	0.3
0830	1	5	43	112	83	24	5	0	0	0	0	0	0	0	24.3	29.4	29	10.6	5	1.8	0	0.0
0845	2	8	24	122	110	20	1	0	0	0	0	0	0	0	24.3	28.7	21	7.3	1	0.3	0	0.0
0900	11	33	29	57	89	47	3	0	0	0	0	0	0	0	23.7	30.4	50	18.6	3	1.1	0	0.0
0915	0	2	3	28	109	65	9	2	1	0	0	0	0	0	28.8	32.7	77	35.2	12	5.5	1	0.5
0930	0	2	10	52	104	51	11	0	0	0	0	0	0	0	27.4	32.1	62	27.0	11	4.8	0	0.0
0945	0	3	11	11	108	62	12	1	0	0	0	0	0	0	28.7	33.1	75	36.1	13	6.3	0	0.0
1000	5	4	8	52	100	34	14	3	0	0	0	0	0	0	26.6	32.0	51	23.2	17	7.7	0	0.0
1015	0	4	19	44	86	72	7	1	0	0	0	0	0	0	27.3	32.0	80	34.3	8	3.4	0	0.0
1030	0	12	10	50	84	51	7	1	0	0	0	0	0	0	26.7	32.2	59	27.4	8	3.7	0	0.0
1045	0	0	17	40	101	43	14	0	2	0	0	0	0	0	27.8	32.5	59	27.2	16	7.4	2	0.9
1100	0	1	10	47	104	60	5	2	0	0	0	0	0	0	27.8	32.5	67	29.3	7	3.1	0	0.0
1115	0	10	31	66	91	40	10	1	0	1	0	0	0	0	26.0	31.2	52	20.8	12	4.8	1	0.4
1130	1	1	3	36	98	52	14	1	0	0	0	0	0	0	28.5	33.1	67	32.5	15	7.3	0	0.0
1145	1	5	16	47	113	46	6	1	1	0	0	0	0	0	26.8	31.3	54	22.9	8	3.4	1	0.4
1200	0	0	12	38	100	56	12	1	0	0	0	0	0	0	28.1	32.8	69	31.5	13	5.9	0	0.0
1215	0	1	16	37	117	61	5	0	0	0	0	0	0	0	27.3	31.8	66	27.9	5	2.1	0	0.0
1230	1	6	18	49	68	65	11	1	0	0	0	0	0	0	27.3	32.9	77	35.2	12	5.5	0	0.0
1245	1	9	19	57	80	55	10	3	0	0	0	0	0	0	26.6	33.1	68	29.1	13	5.6	0	0.0
1300	0	0	12	38	108	63	12	2	1	0	0	0	0	0	28.3	32.5	78	33.1	15	6.4	1	0.4
1315	0	2	13	48	106	49	15	2	0	0	0	0	0	0	27.6	32.8	66	28.1	17	7.2	0	0.0
1330	3	6	10	52	84	66	10	1	0	0	0	0	0	0	27.2	33.0	77	33.2	11	4.7	0	0.0
1345	0	0	8	23	111	67	12	1	0	0	0	0	0	0	28.8	33.0	80	36.0	13	5.9	0	0.0
1400	0	0	11	42	126	70	13	1	0	0	0	0	0	0	28.0	31.8	84	31.9	14	5.3	0	0.0
1415	18	19	34	90	99	27	4	0	0	0	0	0	0	0	23.2	29.0	31	10.7	4	1.4	0	0.0
1430	13	39	24	57	113	33	2	0	0	0	0	0	0	0	23.4	29.8	35	12.5	2	0.7	0	0.0
1445	27	90	36	39	63	26	5	3	0	0	0	0	0	0	19.7	29.1	34	11.8	8	2.8	0	0.0
1500	5	38	45	85	78	35	3	1	0	0	0	0	0	0	23.4	29.8	40	13.8	5	1.7	1	0.3
1515	0	4	26	87	84	44	6	1	0	0	1	0	0	0	25.8	31.1	52	20.6	8	3.2	1	0.4
1530	5	5	25	83	108	32	7	0	0	0	0	0	0	0	25.3	30.0	39	14.7	7	2.6	0	0.0
1545	20	58	62	115	41	10	2	0	0	0	0	0	1	0	19.9	25.7	13	4.2	3	1.0	1	0.3
1600	11	15	44	80	89	26	2	1	0	0	0	0	0	0	23.3	29.3	29	10.8	3	1.1	0	0.0
1615	22	87	84	40	48	10	4	0	0	2	0	0	0	0	18.6	26.3	16	5.4	6	2.0	2	0.7
1630	22	37	67	50	46	33	2	0	0	0	0	0	0	0	20.6	29.7	35	13.6	2	0.8	0	0.0
1645	9	56	52	73	57	21	4	1	0	0	0	0	0	0	21.1	28.4	26	9.5	5	1.8	0	0.0
1700	26	49	31	72	68	19	0	1	0	0	0	0	0	0	20.7	28.4	20	7.5	1	0.4	0	0.0
1715	10	13	55	89	78	31	3	0	0	0	0	0	0	0	23.0	29.0	34	12.2	3	1.1	0	0.0
1730	20	48	60	46	67	36	9	2	1	0	0	0	0	0	21.9	30.3	48	16.6	12	4.2	1	0.3
1745	0	4	11	41	109	72	21	1	1	0	0	0	0	0	28.3	33.2	95	36.5	23	8.8	1	0.4
1800	0	17	19	60	93	68	12	2	2	0	0	0	0	0	26.7	32.3	84	30.8	16	5.9	2	0.7
1815	1	4	2	11	121	87	14	5	1	0	0	0	0	0	29.6	32.9	107	43.5	20	8.1	1	0.4
1830	0	1	1	10	80	104	35	4	2	1	0	0	0	0	31.3	35.6	146	61.3	42	17.7	3	1.3
1845	0	13	17	16	63	85	16	1	0	0	0	0	0	0	28.3	34.1	102	48.3	17	8.1	0	0.0
1900	0	0	2	37	93	63	21	5	1	0	0	0	0	0	29.4	34.4	90	40.5	27	12.2	1	0.5
1915	0	0	1	31	74	99	30	3	2	0	0	0	0	0	30.5	34.9	134	55.8	35	14.6	2	0.8
1930	0	0	0	8	48	94	31	4	2	1	0	0	0	0	32.2	35.9	132	70.2	38	20.2	3	1.6
1945	0	0	0	9	42	65	35	9	1	1	0	0	0	0	32.5	36.4	111	68.5	46	28.4	2	1.2
2000	0	0	0	4	32	71	25	6	2	0	0	0	0	0	32.7	36.3	104	74.3	33	23.6	2	1.4
2015	0	0	0	3	55	59	20	2	2	0	0	0	0	0	31.5	35.4	83	58.9	24	17.0	2	1.4
2030	0	0	0	4	67	47	18	4	1	0	0	0	0	0	30.9	35.2	70	49.7	23	16.3	1	0.7
2045	0	0	1	10	50	42	24	4	1	1	0	0	0	0	31.4	36.0	72	54.1	30	22.6	2	1.5
2100	0	0	0	2	44	43	19	3	1	0	0	0	0	0	31.4	35.6	66	58.9	23	20.5	1	0.9
2115	0	0	0	3	38	49	8	4	1	0	0	0	0	0	31.4	34.7	62	60.2	13	12.6	1	1.0
2130	0	0	0	0	25	51	17	14	1	0	0	0	0	0	33.5	39.3	83	76.9	32	29.6	1	0.9
2145	0	0	0	1	28	45	16	4	1	2	0	0	0	0	32.8	36.5	68	70.1	23	23.7	3	3.1
2200	0	0	0	0	41	51	16	5	1	0	0	0	0	0	32.0	36.4	73	64.0	22	19.3	1	0.9
2215	0	0	0	3	21	42	16	1	0	1	0	0	0	0	32.2	36.2	60	71.4	18	21.4	1	1.2
2230	0	0	0	2	13	34	10	9	0	1	0	0	0	0	33.5	40.0	54	78.3	20	29.0	1	1.4
2245	0	0	3	4	4	31	14	2	0	0	0	0	0	0	32.2	36.1	47	81.0	16	27.6	0	0.0
2300	0	0	0	0	4	16	12	4	0	1	0	0	0	0	35.1	39.8	33	89.2	17	46.0	1	2.7
2315	0	0	0	1	9	8	7	3	0	1	0	0	0	0	33.8	39.8	19	65.5	11	37.9	1	3.4
2330	0	0	0	1	5	16	11	1	2	0	0	0	0	0	34.4	37.3	30	83.3	14	38.9	2	5.6
2345	0	0	0	2	7	8	5	2	0	1	0	0	0	0	32.9	38.4	16	64.0	8	32.0	1	4.0
07-19	309	1020	1361	2697	4144	2223	404	55	12	4	3	0	1	0	24.9	31.4	2703	22.1	480	3.9	21	0.2
06-22	309	1020	1366	2824	4850	3162	763	140	29	10	3	1	1	0	26.0	32.5	4110	28.4	948	6.5	45	0.3
06-00	309	1020	1369	2837	4954	3368	854	167	32	15	3	1	1	0	26.2	32.8	4442	29.8	1074	7.2	53	0.4
00-00	309	1021	1369	2843	5018	3533	977	188	39	17	4	2	1	0	26.4	33.0	4762	31.1	1229	8.0	64	0.4

DIR 2

PROJECT 35202 Ashford, Kent
SITE 35202-001
LOCATION CHART ROAD
DIRECTION **WESTBOUND ←**
PSL 30mph

Thu 04 May
DAY 3

	Total	Cls 1	Cls 2	Cls 3	Cls 4	Cls 5	Cls 6	Fxd 1	Time
ALL VEHICLES									
Mcycles									
Cars, taxis, 4WD									
LGV									
OGV1									
OGV2									
PSV									
TOTAL									
CLASS 1									
CLASS 2									
CLASS 3									
CLASS 4									
CLASS 5									
CLASS 6									
TIME									
0-10mph									
10-15mph									
15-20mph									
20-25mph									
25-30mph									
30-35mph									
35-40mph									
40-45mph									
45-50mph									
50-60mph									
60-70mph									
70-80mph									
80-90mph									
90mph+									
AVG SPD									
85%ile									
> 30mph									
% > 30mph									

	Time |–|	0 10	10 15	15 20	20 25	25 30	30 35	35 40	40 45	45 50	50 60	60 70	70 80	80 90	90 100	Mean	85	JPSL 30	JPSL% 30	PSL1 35	PSL1% 35	PSL2 45	PSL2% 45	ACPO 35	ACPO% 35	DfT	DfT%
0000	0000	32	1	28	1	0	0	0	0	0	0	0	0	0	0	0	34.1	40.5	25	78.1	11	34.4	1	3.1	0	0.0	0	0.0
0015	0015	16	0	15	1	0	0	0	0	0	0	0	0	0	0	0	38.0	46.9	15	93.8	10	62.5	0	0.0	3	18.8	0	0.0
0030	0030	20	0	18	2	0	0	0	0	0	0	0	0	0	0	0	33.3	38.6	16	80.0	5	25.0	0	0.0	4	20.0	1	5.0
0045	0045	18	0	17	0	1	0	0	0	0	0	0	0	0	0	0	33.4	40.9	14	77.8	4	22.2	0	0.0	4	22.2	1	5.6
0100	0100	11	1	7	2	0	0	0	0	0	0	0	0	0	0	0	35.7	41.4	11	100.0	5	45.5	0	0.0	0	0.0	0	0.0
0115	0115	11	1	11	0	0	0	0	0	0	0	0	0	0	0	0	34.5	40.0	9	81.8	5	45.5	0	0.0	2	18.2	0	0.0
0130	0130	5	0	5	0	0	0	0	0	0	0	0	0	0	0	0	36.4 -		5	100.0	4	80.0	0	0.0	2	40.0	0	0.0
0145	0145	7	0	7	0	0	0	0	0	0	0	0	0	0	0	0	33.3 -		6	85.7	2	28.6	0	0.0	1	14.3	0	0.0
0200	0200	11	0	8	1	1	0	0	0	0	0	0	0	0	0	0	34.5	38.3	10	90.9	3	27.3	0	0.0	1	9.1	0	0.0
0215	0215	6	0	6	0	0	0	0	0	0	0	0	0	0	0	0	34.5 -		6	100.0	2	33.3	0	0.0	1	16.7	0	0.0
0230	0230	13	0	12	1	0	0	0	0	0	0	0	0	0	0	0	36.0 -	41.2	13	100.0	6	46.2	1	7.7	0	0.0	0	0.0
0245	0245	4	0	2	1	1	0	0	0	0	0	0	0	0	0	0	37.0 -		4	100.0	3	75.0	0	0.0	0	0.0	0	0.0
0300	0300	9	0	9	0	0	0	0	0	0	0	0	0	0	0	0	38.7 -		9	100.0	9	100.0	0	0.0	0	0.0	0	0.0
0315	0315	5	1	3	0	1	0	0	0	0	0	0	0	0	0	0	37.0 -		5	100.0	4	80.0	1	20.0	0	0.0	1	6.3
0330	0330	16	0	12	3	1	0	0	0	0	0	0	0	0	0	0	33.7	40.6	13	81.3	10	62.5	0	0.0	2	12.5	0	0.0
0345	0345	16	0	13	3	0	0	0	0	0	0	0	0	0	0	0	35.0	39.6	13	81.3	10	62.5	0	0.0	2	12.5	0	0.0
0400	0400	12	0	11	1	0	0	0	0	0	0	0	0	0	0	0	33.7	39.3	10	83.3	10	83.3	0	0.0	2	16.7	0	0.0
0415	0415	13	2	8	1	2	0	0	0	0	0	0	0	0	0	0	38.2	44.7	11	84.6	8	61.5	1	7.7	2	15.4	0	0.0
0430	0430	18	0	13	5	0	0	0	0	0	0	0	0	0	0	0	35.1	40.4	15	83.3	8	44.4	0	0.0	3	16.7	0	0.0
0445	0445	30	0	25	4	0	0	0	0	0	0	0	0	0	0	0	32.0	34.9	19	63.3	4	13.3	1	3.3	11	36.7	0	0.0
0500	0500	29	1	20	6	2	0	0	0	0	0	0	0	0	0	0	34.5	39.0	24	82.8	16	55.2	0	0.0	5	17.2	0	0.0
0515	0515	40	0	35	3	0	0	0	0	0	0	0	0	0	0	0	33.6	37.4	31	77.5	13	32.5	0	0.0	8	20.0	0	0.0
0530	0530	45	0	40	0	2	0	0	0	0	0	0	0	0	0	0	32.7	36.8	36	80.0	13	28.9	0	0.0	8	17.8	0	0.0
0545	0545	73	1	68	1	2	0	0	0	0	0	0	0	0	0	0	33.9	38.0	64	87.7	26	35.6	1	1.2	5	6.8	0	0.0
0600	0600	81	1	77	2	1	0	0	0	0	0	0	0	0	0	0	35.0	38.5	76	93.8	38	46.9	1	1.2	5	6.2	0	0.0
0615	0615	96	3	81	10	1	0	0	0	0	0	0	0	0	0	0	33.0	36.9	72	75.0	35	36.5	0	0.0	23	24.0	0	0.0
0630	0630	107	1	85	10	5	0	0	0	0	0	0	0	0	0	0	32.2	36.8	74	69.2	30	28.0	2	1.9	27	25.2	0	0.0
0645	0645	184	2	161	18	3	0	0	0	0	0	0	0	0	0	0	32.0	34.4	138	75.0	22	12.0	1	0.5	45	24.5	0	0.0
0700	0700	205	1	181	15	5	0	0	0	0	0	0	0	0	0	0	30.5	34.1	115	56.1	15	7.3	0	0.0	78	38.0	1	0.5
0715	0715	233	0	200	21	8	4	0	0	0	0	0	0	0	0	0	26.8	31.8	62	26.6	14	6.0	1	0.4	88	37.8	10	4.3
0730	0730	312	2	277	19	2	12	0	0	0	0	0	0	0	0	0	24.6	30.3	51	16.4	5	1.6	0	0.0	120	38.5	10	3.2
0745	0745	318	2	291	12	1	12	0	0	0	0	0	0	0	0	0	15.4	22.5	12	3.8	2	0.6	0	0.0	34	10.7	0	0.0
0800	0800	316	2	285	16	6	7	0	0	0	0	0	0	0	0	0	17.4	23.6	2	0.6	1	0.3	0	0.0	91	28.8	1	0.3
0815	0815	265	2	239	13	6	7	0	0	0	0	0	0	0	0	0	23.5	29.8	35	13.2	3	1.1	0	0.0	92	34.7	0	0.0
0830	0830	295	1	267	15	4	8	0	0	0	0	0	0	0	0	0	20.8	26.7	15	5.1	3	1.0	0	0.0	117	39.7	0	0.0
0845	0845	249	3	216	20	4	6	0	0	0	0	0	0	0	0	0	25.6	31.5	67	26.9	11	4.4	0	0.0	117	46.8	0	0.0
0900	0900	249	2	226	15	4	2	0	0	0	0	0	0	0	0	0	28.9	32.7	97	39.0	11	4.4	0	0.0	116	46.8	0	0.0
0915	0915	232	3	203	17	8	1	0	0	0	0	0	0	0	0	0	27.9	31.8	67	28.9	6	2.6	0	0.0	116	50.0	0	0.0
0930	0930	229	1	205	13	4	5	1	0	0	0	0	0	0	0	0	27.8	32.3	54	23.6	13	5.7	0	0.0	119	52.0	0	0.0
0945	0945	224	2	184	25	9	4	0	0	0	0	0	0	0	0	0	28.0	33.0	77	34.4	16	7.1	0	0.0	80	35.7	0	0.0
1000	1000	218	4	190	18	1	3	2	0	0	0	0	0	0	0	0	29.2	33.3	96	44.0	16	7.3	0	0.0	91	41.7	0	0.0
1015	1015	204	0	179	13	7	5	0	0	0	0	0	0	0	0	0	27.5	32.9	67	32.8	16	7.8	1	0.5	94	43.1	0	0.0
1030	1030	203	0	172	22	3	3	1	0	0	0	0	0	0	0	0	27.7	31.7	53	26.1	5	2.5	0	0.0	109	53.7	0	0.0
1045	1045	240	0	217	12	5	6	0	0	0	0	0	0	0	0	0	26.3	31.0	52	21.7	8	3.3	0	0.0	115	48.3	0	0.0
1100	1100	222	1	197	18	5	1	0	0	0	0	0	0	0	0	0	27.3	31.7	61	27.5	11	5.0	0	0.0	95	42.8	0	0.0
1115	1115	229	2	200	13	8	6	0	0	0	0	0	0	0	0	0	25.7	30.6	43	18.8	5	2.2	0	0.0	100	43.7	0	0.0
1130	1130	208	0	181	18	3	6	0	0	0	0	0	0	0	0	0	24.9	30.3	33	15.9	4	1.9	0	0.0	83	39.9	0	0.0
1145	1145	227	3	187	22	7	8	0	0	0	0	0	0	0	0	0	26.3	30.4	43	18.9	7	3.1	0	0.0	74	32.6	1	0.5
1200	1200	219	1	204	9	2	3	0	0	0	0	0	0	0	0	0	24.0	30.1	33	15.1	5	2.3	1	0.5	95	42.7	0	0.0
1215	1215	270	2	244	13	5	6	0	0	0	0	0	0	0	0	0	23.6	29.3	31	11.5	4	1.5	0	0.0	106	41.5	0	0.0
1230	1230	240	1	215	17	5	2	0	0	0	0	0	0	0	0	0	26.2	30.5	50	20.8	5	2.1	0	0.0	126	52.5	0	0.0
1245	1245	251	0	212	18	9	1	1	0	0	0	0	0	0	0	0	26.6	30.9	43	17.1	6	2.4	0	0.0	99	39.4	0	0.0
1300	1300	240	2	214	19	3	1	1	0	0	0	0	0	0	0	0	27.1	32.0	61	25.4	13	5.4	0	0.0	111	44.4	0	0.0
1315	1315	263	1	231	22	2	7	0	0	0	0	0	0	0	0	0	26.7	31.7	62	23.6	9	3.4	0	0.0	119	45.2	0	0.0
1330	1330	241	2	213	19	6	3	0	0	0	0	0	0	0	0	0	25.9	30.8	53	22.0	5	2.1	0	0.0	117	45.2	0	0.0
1345	1345	252	2	214	21	5	10	0	0	0	0	0	0	0	0	0	26.9	31.1	55	21.8	11	4.4	0	0.0	117	44.4	0	0.0
1400	1400	275	0	235	21	7	12	0	0	0	0	0	0	0	0	0	25.2	29.9	40	14.6	4	1.5	0	0.0	117	44.4	0	0.0
1415	1415	302	1	260	22	2	15	2	0	0	0	0	0	0	0	0	17.0	26.0	14	4.6	2	0.7	0	0.0	36	11.9	0	0.0
1430	1430	296	1	265	17	6	6	1	0	0	0	0	0	0	0	0	17.8	26.6	18	6.1	2	0.7	0	0.0	40	13.5	0	0.0
1445	1445	300	0	274	13	6	7	0	0	0	0	0	0	0	0	0	22.7	27.5	17	5.7	1	0.3	0	0.0	70	23.3	0	0.0
1500	1500	262	3	231	12	10	6	0	0	0	0	0	0	0	0	0	23.8	30.1	41	15.7	7	2.7	0	0.0	79	26.3	0	0.0
1515	1515	279	2	248	21	3	5	0	0	0	0	0	0	0	0	0	22.4	29.2	28	10.0	5	1.8	0	0.0	23	8.2	0	0.0
1530	1530	265	3	241	13	0	8	0	0	0	0	0	0	0	0	0	15.5	23.4	9	3.4	1	0.4	0	0.0	24	8.5	0	0.0
1545	1545	272	1	251	7	2	11	0	0	0	0	0	0	0	0	0	13.9	19.7	7	2.6	2	0.7	0	0.0	14	5.1	0	0.0
1600	1600	236	0	214	11	5	6	0	0	0	0	0	0	0	0	0	13.6	22.1	8	3.4	0	0.8	0	0.0	6	2.5	0	0.0
1615	1615	256	2	232	13	3	5	1	0	0	0	0	0	0	0	0	13.5	19.7	5	2.0	0	0.0	0	0.0	12	4.7	0	0.0
1630	1630	273	1	252	10	1	8	1	0	0	0	0	0	0	0	0	14.0	17.2	16	5.9	4	1.5	1	0.4	42	15.4	0	0.0
1645	1645	276	1	250	16	1	8	0	0	0	0	0	0	0	0	0	20.1	29.0	34	12.3	9	3.3	1	0.4	60	21.7	0	0.0
1700	1700	244	2	218	14	2	7	1	0	0	0	0	0	0	0	0	21.9	29.8	23	8.2	7	2.9	0	0.0	71	29.1	0	0.0
1715	1715	281	1	249	13	3	15	0	0	0	0	0	0	0	0	0	20.5	27.8	48	18.3	7	2.7	0	0.0	60	24.5	0	0.0
1730	1730	263	4	230	17	1	11	0	0	0	0	0	0	0	0	0	22.6	30.3	66	25.2	10	4.6	2	0.8	61	25.2	0	0.0
1745	1745	262	1	248	7	1	5	0	0	0	0	0	0	0	0	0	27.8	32.0	94	37.8	32	12.9	1	0.4	97	37.0	0	0.0
1800	1800	249	2	230	11	1	5	0	0	0	0	0	0	0	0	0	28.9	33.9	97	39.0	18	7.2	1	0.4	102	41.0	0	0.0
1815	1815	249	1	236	7	3	2	0	0	0	0	0	0	0	0	0	28.9	32.9	92	38.3	24	10.0	0	0.0	98	39.7	0	0.0
1830	1830	240	1	222	13	2	0	0	0	0	0	0	0	0	0	0	28.7	33.6	70	29.7	12	5.1	0	0.0	120	51.1	0	0.0
1845	1845	236	2	196	8	3	1	0	0	0	0	0	0	0	0	0	28.4	31.9	94	44.8	24	11.4	0	0.0	79	33.6	0	0.0
1900	1900	210	2	186	7	3	2	0	0	0	0	0	0	0	0	0	29.6	33.6	94	47.2	19	9.5	1	0.5	77	36.7	0	0.0
1915	1915	199	1	189	7	0	0	0	0	0	0	0	0	0	0	0	30.5	34.8	111	55.8	29	14.6	0	0.0	69	34.8	0	0.0
1930	1930	199	1	188	10	0	0	0	0	0	0	0	0	0	0	0	30.7	34.4	97	57.1	20	11.8	2	1.2	61	35.9	0	0.0
1945	1945	170	5	160	1	0	4	0	0	0	0	0	0	0	0	0	31.2	36.1	97	61.0	32	20.1	2	1.2	52	32.7	0	0.0
2000	2000	159	3	152	3	1	0	0	0	0	0	0	0	0	0	0	30.7	34.8	91	57.6	23	14.6	0	0.0	58	36.5	0	0.0
2015	2015	158	2	147	7	1	1	0	0	0	0	0	0	0	0	0	30.4	33.4	70	54.3	12	9.3	0	0.0	53	33.5	0	0.0
2030	2030	129	0	119	10	0	0	0	0	0	0	0	0	0	0	0	31.5	35.3	68	64.2	17	16.0	0	0.0	34	34.0	0	0.0
2045	2045	106	2	97	7	0	1	0	0	0	0	0	0	0	0	0	31.1	35.1	76	58.9	19	14.7	0	0.0	45	42.5	0	0.0
2100	2100	129	2	126	2	0	1	0	0	0	0	0	0	0	0	0	30.7	35.5	66	49.3	19	14.7	0	0.0	62	48.4	0	0.0
2115	2115	134	2	127	3	1	1	0	0	0	0	0	0	0	0	0	32.4	36.6	76	70.4	32	29.6	1	0.9	29	21.5	0	0.0
2130	2130	108	1	102	4	1	0	0	0	0	0	0	0	0	0	0	32.9	37.7	83	67.5	32	26.0	3	2.4	40	29.6	0	0.0
2145	2145	97	1	90	6	0	0	0	0	0	0	0	0	0	0	0	30.2	33.9	56	43.4	15	11.6	0	0.0	71	41.1	0	0.0
2200	2200	123	1	120	2	0	0	0	0	0	0	0	0	0	0	0	32.1	37.1	57	65.5	19	21.8	2	2.3	27	38.2	0	0.0
2215	2215	129	0	121	5	2	1	0	0	0	0	0	0	0	0	0	34.4	40.3	52	76.5	25	36.8	5	7.4	12	27.9	0	0.0
2230	2230	87	0	83	2	1	0	0	0	0	0	0	0	0	0	0	32.3	37.2	30	71.4	8	19.1	0	0.0	11	26.2	0	0.0
2245	2245	68	2	64	2	0	0	0	0	0	0	0	0	0	0	0	31.8	35.7	19	61.3	6	19.4	0	0.0	10	32.3	0	0.0
2300	2300	42	0	41	1	0	0	0	0	0	0	0	0	0	0	0	32.9	39.1	16	61.5	2	23.1	1	3.8	7	43.8	0	0.0
2315	2315	31	0	28	1	1	0	0	0	0	0	0	0	0	0	0	35.3	41.5	20	90.9	8	36.4	1	4.5	2	9.1	0	0.0
2330	2330	26	0	23	1	0	2	0	0	0	0	0	0	0	0	0	23.5	30.6	2247	18.5	385	3.2	11	0.1	3932	18.2	0	0.0
2345	2345	22	0	21	1	0	0	0	0	0	0	0	0	0	0	0	24.8	31.9	3620	25.1	792	5.5	24	0.2	4674	28.2	0	0.0
07-19	12170	68	10653	741	201	295	12	0	0	0	0	0	0	0	0	0	28.4	32.1	3953	28.4	911	6.1	36	0.2	4854	30.2	0	0.0
06-22	14436	96	12950	845	219	314	13	0	0	0	0	0	0	0	0	0	32.9	39.1	16	61.5	2	23.1	1	3.8	4923	32.4	0	0.0
06-00	14964	99	13451	860	223	318	13	0	0	0	0	0	0	0	0	0	35.3	41.5	20	90.9	8	36.4	1	4.5	2	12.5	0	0.0
00-00	15424	106	13844	896	235	329	14	0	0	0	0	0	0	0	0	0	23.5	30.6	2247	18.5	385	3.2	11	0.1	3932	18.2	0	0.0
																	24.8	31.9	3620	25.1	792	5.5	24	0.2	4674	28.2	0	0.0
																	25.0	32.1	3953	26.4	911	6.1	36	0.2	4854	30.2	0	0.0
																	25.3	32.5	4337	28.1	1096	7.1	45	0.3	4923	32.4	0	0.0

DIR 2

PROJECT 35202 Ashford, Kent
SITE 35202-001
LOCATION CHART ROAD
DIRECTION **WESTBOUND ←**
PSL 30mph

Fri 05 May

DAY 4

Time	TOTAL ALL VEHICLES	CLASS 1 Mcycles	CLASS 2 Cars, taxis, 4WD	CLASS 3 LGV	CLASS 4 OGV1	CLASS 5 OGV2	CLASS 6 PSV	Fix1
0000	36	0	34	1	0	1	0	
0015	25	1	21	2	0	1	0	
0030	20	0	18	1	0	1	0	
0045	14	0	13	1	0	0	0	
0100	20	1	15	3	0	1	0	
0115	8	0	8	0	0	0	0	
0130	11	0	8	2	1	0	0	
0145	8	0	7	1	0	0	0	
0200	10	1	7	2	0	0	0	
0215	5	0	4	1	0	0	0	
0230	9	0	8	1	0	0	0	
0245	11	0	9	2	0	0	0	
0300	9	0	8	1	0	0	0	
0315	5	0	4	0	1	0	0	
0330	10	0	9	1	0	0	0	
0345	18	0	13	1	4	0	0	
0400	7	0	7	0	0	0	0	
0415	21	1	16	2	1	1	0	
0430	20	0	16	3	1	0	0	
0445	22	0	20	2	0	0	0	
0500	21	0	20	1	0	0	0	
0515	29	0	22	7	0	0	0	
0530	40	1	34	5	0	0	0	
0545	65	0	61	2	0	2	0	
0600	63	0	53	6	2	2	0	
0615	99	0	86	8	2	3	0	
0630	111	0	94	12	3	2	0	
0645	182	2	153	22	2	3	0	
0700	212	0	178	22	7	5	0	
0715	235	2	193	29	1	9	1	
0730	266	0	228	26	4	8	0	
0745	322	0	294	17	5	6	0	
0800	291	0	262	16	4	9	0	
0815	275	3	250	13	2	7	0	
0830	249	0	223	12	5	9	0	
0845	289	1	249	24	7	8	0	
0900	233	1	206	17	3	6	0	
0915	210	2	188	15	3	2	0	
0930	202	1	172	13	10	6	0	
0945	196	1	170	17	4	4	0	
1000	227	0	199	19	6	3	0	
1015	219	1	183	16	8	9	2	
1030	221	1	199	9	7	5	0	
1045	261	1	230	19	5	5	1	
1100	221	1	193	16	8	3	0	
1115	239	2	215	14	3	5	0	
1130	234	0	210	13	5	5	1	
1145	244	0	223	13	5	2	1	
1200	257	0	228	15	7	5	2	
1215	250	1	225	14	5	5	0	
1230	272	5	240	11	5	11	0	
1245	258	1	222	23	6	6	0	
1300	257	3	229	13	7	5	0	
1315	291	3	251	19	4	14	0	
1330	291	0	262	16	4	8	1	
1345	270	1	238	15	7	9	0	
1400	272	2	242	22	0	6	0	
1415	279	1	251	16	6	5	0	
1430	317	3	282	15	5	11	1	
1445	317	1	279	20	8	9	0	
1500	258	2	224	25	4	3	0	
1515	272	5	244	13	3	4	3	
1530	241	6	224	6	2	3	0	
1545	257	3	228	13	3	9	1	
1600	245	1	224	9	2	8	1	
1615	272	5	248	8	4	6	1	
1630	270	5	255	3	1	5	1	
1645	246	1	234	7	0	4	0	
1700	252	4	238	6	1	3	0	
1715	289	3	272	7	0	6	1	
1730	278	2	253	15	0	8	0	
1745	275	1	252	13	5	4	0	
1800	256	2	239	6	4	5	0	
1815	273	0	249	18	2	4	0	
1830	246	2	230	3	3	8	0	
1845	228	2	210	7	2	6	1	
1900	235	0	222	8	1	4	0	
1915	230	1	205	15	3	6	0	
1930	203	2	188	10	1	2	0	
1945	188	1	173	8	3	2	1	
2000	192	2	180	9	0	1	0	
2015	166	1	159	5	1	0	0	
2030	158	4	149	4	1	0	0	
2045	106	3	97	4	0	2	0	
2100	129	2	124	3	0	0	0	
2115	89	0	83	3	1	2	0	
2130	103	0	98	5	0	0	0	
2145	124	2	118	2	2	0	0	
2200	95	2	89	4	0	0	0	
2215	95	2	91	1	0	1	0	
2230	88	0	85	1	0	2	0	
2245	93	2	89	2	0	0	0	
2300	71	0	69	0	0	2	0	
2315	56	0	52	3	0	1	0	
2330	48	0	47	1	0	0	0	
2345	53	1	51	0	0	1	0	
07-19	12335	82	11038	698	202	296	19	
06-22	14713	102	13220	822	224	325	20	
06-00	15312	109	13793	834	224	332	20	
00-00	15756	114	14175	876	232	339	20	

Time	0 - 10 mph (0-10mph)	10 - 15 mph (10-15mph)	15 - 20 mph (15-20mph)	20 - 25 mph (20-25mph)	25 - 30 mph (25-30mph)	30 - 35 mph (30-35mph)	35 - 40 mph (35-40mph)	40 - 45 mph (40-45mph)	45 - 50 mph (45-50mph)	50 - 60 mph (50-60mph)	60 - 70 mph (60-70mph)	70 - 80 mph (70-80mph)	80 - 90 mph (80-90mph)	90 - 100 mph (90mph+)	AVG SPD (AVG SPD)	85%ile (85%ile)	> 30mph (PSL SPEEDING)	% > 30mph (PSL% SPEEDING)	(ACPO SPEEDING)	(ACPO% SPEEDING)	(DfT SPEEDING)	(DfT% SPEEDING)
0000	0	0	0	0	7	11	11	5	2	0	0	0	0	0	35.3	40.9	29	80.6	18	50.0	2	5.6
0015	0	0	0	0	7	4	8	5	1	0	0	0	0	0	35.0	41.2	18	72.0	14	56.0	1	4.0
0030	0	0	0	0	6	6	6	1	1	0	0	0	0	0	34.0	39.4	14	70.0	8	40.0	1	5.0
0045	0	0	0	0	2	9	3	0	0	0	0	0	0	0	32.8	37.7	12	85.7	3	21.4	0	0.0
0100	0	0	0	0	3	10	5	1	0	1	0	0	0	0	34.4	38.1	17	85.0	7	35.0	1	5.0
0115	0	0	0	0	1	4	1	2	0	0	0	0	0	0	35.3	-	7	87.5	3	37.5	0	0.0
0130	0	0	0	0	1	6	3	1	0	0	0	0	0	0	34.3	39.3	10	90.9	4	36.4	0	0.0
0145	0	0	0	0	2	4	2	0	0	0	0	0	0	0	32.4	-	6	75.0	2	25.0	0	0.0
0200	0	0	0	0	0	7	2	1	0	0	0	0	0	0	34.8	-	10	100.0	3	30.0	0	0.0
0215	0	0	0	0	0	3	1	0	1	0	0	0	0	0	35.6	-	5	100.0	2	40.0	1	20.0
0230	0	0	0	0	2	2	3	0	1	1	0	0	0	0	37.3	-	7	77.8	5	55.6	2	22.2
0245	0	0	0	0	1	5	4	0	0	1	0	0	0	0	36.1	41.2	10	90.9	5	45.5	1	9.1
0300	0	0	0	0	3	3	2	1	0	0	0	0	0	0	33.3	-	6	66.7	3	33.3	0	0.0
0315	0	0	0	0	2	1	2	0	0	0	0	0	0	0	31.6	-	3	60.0	2	40.0	0	0.0
0330	0	0	0	0	1	7	1	1	0	0	0	0	0	0	33.7	-	9	90.0	2	20.0	0	0.0
0345	0	0	0	0	0	10	7	1	0	0	0	0	0	0	35.0	38.0	18	100.0	8	44.4	0	0.0
0400	0	0	0	0	2	2	3	0	0	0	0	0	0	0	33.4	-	5	71.4	3	42.9	0	0.0
0415	0	0	2	0	4	9	2	1	2	1	0	0	0	0	32.9	43.8	15	71.4	6	28.6	3	14.3
0430	0	0	0	0	1	8	6	3	2	0	0	0	0	0	36.6	43.8	19	95.0	11	55.0	2	10.0
0445	0	0	0	1	2	7	9	3	0	0	0	0	0	0	34.7	38.8	19	86.4	12	54.6	0	0.0
0500	0	0	0	1	1	6	9	2	1	1	0	0	0	0	37.0	40.2	19	90.5	13	61.9	2	9.5
0515	0	0	0	1	5	14	4	5	0	0	0	0	0	0	33.9	40.6	23	79.3	9	31.0	0	0.0
0530	0	0	0	1	6	18	9	6	0	0	0	0	0	0	34.0	40.3	33	82.5	15	37.5	0	0.0
0545	0	0	0	2	15	28	17	3	0	0	0	0	0	0	32.8	37.1	48	73.9	20	30.8	0	0.0
0600	0	0	1	0	12	31	17	1	0	1	0	0	0	0	33.2	37.1	50	79.4	19	30.2	1	1.6
0615	0	0	0	0	26	50	15	6	1	1	0	0	0	0	32.7	36.2	73	73.7	23	23.2	2	2.0
0630	0	2	3	7	27	52	15	3	1	1	0	0	0	0	31.2	35.5	72	64.9	20	18.0	2	1.8
0645	0	0	0	10	66	68	31	4	2	1	0	0	0	0	31.6	36.2	106	58.2	38	20.9	3	1.6
0700	0	0	1	25	94	70	19	3	0	0	0	0	0	0	29.7	33.8	92	43.4	22	10.4	0	0.0
0715	0	9	7	54	87	63	14	1	0	0	0	0	0	0	27.5	33.2	78	33.2	15	6.4	0	0.0
0730	7	21	40	45	105	42	6	0	0	0	0	0	0	0	24.3	30.6	48	18.1	6	2.3	0	0.0
0745	43	127	65	47	24	14	1	1	0	0	0	0	0	0	16.2	22.8	16	5.0	2	0.6	0	0.0
0800	5	50	35	52	96	45	6	2	0	0	0	0	0	0	23.6	30.9	53	18.2	8	2.7	0	0.0
0815	1	20	57	107	67	15	2	3	2	0	0	1	0	0	23.0	28.0	23	8.4	8	2.9	3	1.1
0830	6	34	26	71	74	33	5	0	0	0	0	0	0	0	23.4	30.2	38	15.3	5	2.0	0	0.0
0845	17	75	65	42	54	29	6	0	0	0	0	0	0	0	20.2	29.2	36	12.5	7	2.4	1	0.3
0900	32	34	15	38	69	42	2	1	0	0	0	0	0	0	22.4	31.1	45	19.3	3	1.3	0	0.0
0915	0	1	3	32	108	50	12	4	0	0	0	0	0	0	28.5	33.0	66	31.4	16	7.6	0	0.0
0930	1	0	0	22	107	67	4	1	0	0	0	0	0	0	28.7	32.7	72	35.6	5	2.5	0	0.0
0945	0	0	10	20	102	55	6	3	0	0	0	0	0	0	28.3	32.2	64	32.7	9	4.6	0	0.0
1000	0	0	3	41	123	55	5	0	0	0	0	0	0	0	27.8	31.4	60	26.4	5	2.2	0	0.0
1015	0	2	16	24	121	46	10	0	0	0	0	0	0	0	27.6	31.5	56	25.6	10	4.6	0	0.0
1030	1	5	26	48	84	48	9	0	0	0	0	0	0	0	26.4	31.3	57	25.8	9	4.1	0	0.0
1045	1	20	37	58	101	38	3	2	1	0	0	0	0	0	24.7	30.3	44	16.9	6	2.3	1	0.4
1100	0	0	12	35	96	63	13	1	1	0	0	0	0	0	28.2	33.0	78	35.3	15	6.8	1	0.5
1115	0	0	23	72	101	40	3	0	0	0	0	0	0	0	26.1	30.5	43	18.0	3	1.3	0	0.0
1130	0	0	2	57	107	57	10	1	0	0	0	0	0	0	28.1	32.4	68	29.1	11	4.7	0	0.0
1145	0	0	19	76	97	47	5	0	0	0	0	0	0	0	26.4	30.8	52	21.3	5	2.0	0	0.0
1200	1	7	55	60	93	36	5	0	0	0	0	0	0	0	24.6	30.3	41	16.0	5	1.9	0	0.0
1215	2	6	17	46	128	44	5	2	0	0	0	0	0	0	26.6	30.9	51	20.4	7	2.8	0	0.0
1230	5	37	16	57	93	56	7	0	0	0	0	0	0	1	25.0	31.1	64	23.5	8	2.9	1	0.4
1245	1	2	8	68	123	41	14	1	0	0	0	0	0	0	27.3	31.2	56	21.7	15	5.8	0	0.0
1300	5	15	17	51	120	44	5	0	0	0	0	0	0	0	25.6	30.4	49	19.1	5	1.9	0	0.0
1315	16	44	55	103	49	18	5	1	0	0	0	0	0	0	21.0	27.0	24	8.2	6	2.1	0	0.0
1330	14	50	46	58	87	33	2	1	0	0	0	0	0	0	22.0	29.3	36	12.4	3	1.0	0	0.0
1345	11	9	90	70	69	19	2	0	0	0	0	0	0	0	22.1	28.2	21	7.8	2	0.7	0	0.0
1400	8	41	27	46	86	59	4	1	0	0	0	0	0	0	24.2	31.4	64	23.5	5	1.8	0	0.0
1415	2	16	25	80	112	40	3	0	1	0	0	0	0	0	24.9	30.1	44	15.8	4	1.4	1	0.4
1430	32	143	78	43	10	8	0	3	0	0	0	0	0	0	15.8	22.1	11	3.5	3	0.9	0	0.0
1445	71	80	87	43	19	13	3	0	0	1	0	0	0	0	16.2	22.5	17	5.4	4	1.3	1	0.3
1500	4	15	31	69	94	30	11	3	1	0	0	0	0	0	25.1	30.6	45	17.4	15	5.8	1	0.4
1515	60	74	68	35	30	4	1	0	0	0	0	0	0	0	16.1	24.1	5	1.8	1	0.4	0	0.0
1530	90	110	19	4	7	7	3	0	0	1	0	0	0	0	12.6	15.2	11	4.6	4	1.7	1	0.4
1545	60	110	56	15	9	6	0	0	0	1	0	0	0	0	13.9	18.6	7	2.7	1	0.4	1	0.4
1600	103	93	26	7	10	4	2	0	0	0	0	0	0	0	12.1	16.1	6	2.4	2	0.8	0	0.0
1615	72	122	44	12	14	6	0	0	2	0	0	0	0	0	14.1	18.8	8	2.9	2	0.7	2	0.7
1630	131	68	25	23	16	4	2	1	0	0	0	0	0	0	13.1	20.7	7	2.6	3	1.1	0	0.0
1645	137	74	7	5	12	11	0	0	0	0	0	0	0	0	11.8	14.5	11	4.5	0	0.0	0	0.0
1700	71	115	24	20	12	8	2	0	0	0	0	0	0	0	13.8	22.2	10	4.0	2	0.8	0	0.0
1715	82	101	46	30	15	14	0	1	0	0	0	0	0	0	14.8	21.0	15	5.2	1	0.3	0	0.0
1730	13	53	25	57	83	35	10	1	0	0	0	0	0	1	22.9	30.8	47	16.9	12	4.3	1	0.4
1745	2	15	32	44	109	55	14	4	0	0	0	0	0	0	26.3	32.4	73	26.6	18	6.5	0	0.0
1800	0	9	29	63	75	67	11	1	1	0	0	0	0	0	26.5	32.3	80	31.3	13	5.1	1	0.4
1815	0	0	4	43	134	76	14	2	0	0	0	0	0	0	28.8	33.2	92	33.7	16	5.9	0	0.0
1830	0	0	4	48	104	76	13	1	0	0	0	0	0	0	28.5	32.9	90	36.6	14	5.7	0	0.0
1845	5	8	17	42	64	65	20	6	1	0	0	0	0	0	27.6	34.4	92	40.4	27	11.8	1	0.4
1900	0	0	0	28	115	76	14	2	0	0	0	0	0	0	29.3	32.9	92	39.2	16	6.8	0	0.0
1915	0	0	4	50	93	63	16	3	1	0	0	0	0	0	28.6	33.0	83	36.1	20	8.7	1	0.4
1930	0	0	0	18	86	67	25	6	1	0	0	0	0	0	30.5	35.2	99	48.8	32	15.8	1	0.5
1945	0	0	0	15	88	58	21	3	0	3	0	0	0	0	30.6	34.8	85	45.2	27	14.4	3	1.6
2000	0	0	2	16	55	84	29	5	1	0	0	0	0	0	31.0	35.9	119	62.0	35	18.2	1	0.5
2015	0	0	4	15	52	66	23	6	0	0	0	0	0	0	30.7	35.7	95	57.2	29	17.5	0	0.0
2030	0	0	0	10	53	70	20	5	0	0	0	0	0	0	31.1	35.0	95	60.1	25	15.8	0	0.0
2045	0	0	0	5	45	34	19	2	1	0	0	0	0	0	31.2	36.4	56	52.8	22	20.8	1	0.9
2100	0	0	0	9	38	52	27	3	0	0	0	0	0	0	31.4	36.0	82	63.6	30	23.3	0	0.0
2115	0	0	0	2	21	48	12	5	0	1	0	0	0	0	32.7	36.2	66	74.2	18	20.2	1	1.1
2130	0	0	0	0	29	49	23	1	1	0	0	0	0	0	32.6	36.1	74	71.8	25	24.3	1	1.0
2145	0	0	0	3	45	52	16	5	3	0	0	0	0	0	31.9	36.4	76	61.3	24	19.4	3	2.4
2200	0	0	0	0	25	40	21	7	1	0	1	0	0	0	33.4	38.2	70	73.7	30	31.6	2	2.1
2215	0	0	0	3	21	51	18	2	0	0	0	0	0	0	32.2	35.9	71	74.7	20	21.1	0	0.0
2230	0	0	0	2	22	39	17	7	0	1	0	0	0	0	32.7	36.9	64	72.7	25	28.4	1	1.1
2245	0	0	0	2	10	62	16	3	0	0	0	0	0	0	32.8	36.0	81	87.1	19	20.4	0	0.0
2300	0	0	0	3	18	28	21	1	0	0	0	0	0	0	32.6	37.3	50	70.4	22	31.0	0	0.0
2315	0	0	0	1	15	25	15	0	0	0	0	0	0	0	32.3	37.0	40	71.4	15	26.8	0	0.0
2330	0	0	0	1	14	18	10	4	1	0	0	0	0	0	33.3	38.7	33	68.8	15	31.3	1	2.1
2345	0	0	0	0	12	25	13	3	0	0	0	0	0	0	32.9	36.4	41	77.4	16	30.2	0	0.0
07-19	1112	1815	1440	2208	3594	1798	299	52	10	3	0	1	0	2	22.5	30.5	2166	17.6	368	3.0	17	0.1
06-22	1112	1817	1454	2396	4445	2718	622	112	22	11	0	1	0	2	23.9	31.8	3489	23.7	771	5.2	37	0.3
06-00	1112	1817	1454	2408	4582	3006	753	139	24	12	1	1	0	2	24.2	32.1	3939	25.7	933	6.1	41	0.3
00-00	1112	1817	1456	2414	4656	3190	873	181	35	17	1	1	0	2	24.5	32.4	4301	27.3	1111	7.1	57	0.4

PROJECT 35202 Ashford, Kent
SITE 35202-001
LOCATION CHART ROAD
DIRECTION **WESTBOUND ←**
PSL 30mph

DIR 2

	DIR 2
ALL VEHICLES	TOTAL
Mcycles	CLASS 1
Cars, taxis, 4WD	CLASS 2
LGV	CLASS 3
OGV1	CLASS 4
OGV2	CLASS 5
PSV	CLASS 6
	TIME
0 - 10 mph	0-10mph
10 - 15 mph	10-15mph
15 - 20 mph	15-20mph
20 - 25 mph	20-25mph
25 - 30 mph	25-30mph
30 - 35 mph	30-35mph
35 - 40 mph	35-40mph
40 - 45 mph	40-45mph
45 - 50 mph	45-50mph
50 - 60 mph	50-60mph
60 - 70 mph	60-70mph
70 - 80 mph	70-80mph
80 - 90 mph	80-90mph
90 - 100 mph	90mph+
AVG SPD	AVG SPD
85%ile	85%ile
> 30mph	PSL SPEEDING
% > 30mph	PSL% SPEEDING
	ACPO SPEEDING
	ACPO% SPEEDING
	DfT SPEEDING
	DfT% SPEEDING

Sat 06 May

DAY 5	Total	Cls 1	Cls 2	Cls 3	Cls 4	Cls 5	Cls 6	Fxd 1	Time	--	Vbin 0 10	Vbin 10 15	Vbin 15 20	Vbin 20 25	Vbin 25 30	Vbin 30 35	Vbin 35 40	Vbin 40 45	Vbin 45 50	Vbin 50 60	Vbin 60 70	Vbin 70 80	Vbin 80 90	Vbin 90 100	Mean 85	Vlp 85	JPSL 30	JPSL% 30	PSL1 35	PSL1% 35	PSL2 45	PSL2% 45	DfT 82	DfT% 82
0000	34	0	34	0	0	0	0	0000	0000	0	0	0	0	0	0	0	0	0	0	0	0	0	0	0	35.1	42.6	24	70.6	15	44.1	2	5.9	0	0.0
0015	29	0	27	2	0	0	0	0015	0015	0	0	0	0	0	0	0	0	0	0	0	0	0	0	0	35.2	40.9	25	86.2	15	51.7	0	0.0	0	0.0
0030	24	1	22	1	0	0	0	0030	0030	0	0	0	0	0	0	0	0	0	0	0	0	0	0	0	34.8	40.7	20	83.3	10	41.7	0	0.0	0	0.0
0045	19	0	19	0	0	0	0	0045	0045	0	0	0	0	0	0	0	0	0	0	0	0	0	0	0	34.1	39.0	16	84.2	8	42.1	0	0.0	0	0.0
0100	24	0	20	3	1	0	0	0100	0100	0	0	0	0	0	0	0	0	0	0	0	0	0	0	0	34.0	39.4	18	75.0	10	41.7	0	0.0	0	0.0
0115	15	0	14	1	0	0	0	0115	0115	0	0	0	0	0	0	0	0	0	0	0	0	0	0	0	34.5	40.5	12	80.0	7	46.7	0	0.0	0	0.0
0130	21	2	19	0	0	0	0	0130	0130	0	0	0	0	0	0	0	0	0	0	0	0	0	0	0	29.3	35.9	8	38.1	3	14.3	0	0.0	0	0.0
0145	15	0	13	0	0	1	1	0145	0145	0	0	0	0	0	0	0	0	0	0	0	0	0	0	0	32.6	35.6	11	73.3	4	26.7	0	0.0	0	0.0
0200	12	0	11	0	0	1	0	0200	0200	0	0	0	0	0	0	0	0	0	0	0	0	0	0	0	34.4	39.1	10	83.3	4	33.3	1	8.3	0	0.0
0215	13	0	11	1	0	0	0	0215	0215	0	0	0	0	0	0	0	0	0	0	0	0	0	0	0	34.0	42.5	12	92.3	3	23.1	0	0.0	0	0.0
0230	12	0	11	0	0	0	0	0230	0230	0	0	0	0	0	0	0	0	0	0	0	0	0	0	0	34.3	37.7	11	91.7	5	41.7	0	0.0	0	0.0
0245	13	0	12	0	0	0	0	0245	0245	0	0	0	0	0	0	0	0	0	0	0	0	0	0	0	34.8	39.1	12	92.3	3	23.1	1	7.7	0	0.0
0300	5	0	5	0	0	0	0	0300	0300	0	0	0	0	0	0	0	0	0	0	0	0	0	0	0	32.6 -		3	60.0	1	20.0	0	0.0	0	0.0
0315	9	0	8	0	0	1	0	0315	0315	0	0	0	0	0	0	0	0	0	0	0	0	0	0	0	31.6 -		6	66.7	1	11.1	0	0.0	0	0.0
0330	5	0	5	0	0	0	0	0330	0330	0	0	0	0	0	0	0	0	0	0	0	0	0	0	0	31.9 -		3	60.0	1	20.0	0	0.0	0	0.0
0345	11	0	11	0	0	0	0	0345	0345	0	0	0	0	0	0	0	0	0	0	0	0	0	0	0	33.0	35.7	10	90.9	2	18.2	0	0.0	0	0.0
0400	10	0	7	2	0	0	0	0400	0400	0	0	0	0	0	0	0	0	0	0	0	0	0	0	0	32.1 -		6	60.0	4	40.0	0	0.0	0	0.0
0415	9	0	8	1	0	0	0	0415	0415	0	0	0	0	0	0	0	0	0	0	0	0	0	0	0	32.8 -		9	100.0	1	11.1	0	0.0	0	0.0
0430	15	0	15	0	0	0	0	0430	0430	0	0	0	0	0	0	0	0	0	0	0	0	0	0	0	36.7	46.9	15	100.0	7	46.7	3	20.0	0	0.0
0445	21	1	16	4	0	0	0	0445	0445	0	0	0	0	0	0	0	0	0	0	0	0	0	0	0	32.2	35.2	16	76.2	3	14.3	0	0.0	0	0.0
0500	17	1	16	0	0	0	0	0500	0500	0	0	0	0	0	0	0	0	0	0	0	0	0	0	0	33.7	39.8	15	88.2	9	52.9	0	0.0	0	0.0
0515	13	0	11	1	0	0	0	0515	0515	0	0	0	0	0	0	0	0	0	0	0	0	0	0	0	33.0	39.3	9	69.2	5	38.5	0	0.0	0	0.0
0530	21	1	18	2	0	0	0	0530	0530	0	0	0	0	0	0	0	0	0	0	0	0	0	0	0	35.6	40.8	19	90.5	9	42.9	0	0.0	0	0.0
0545	31	0	29	0	0	1	1	0545	0545	0	0	0	0	0	0	0	0	0	0	0	0	0	0	0	33.2	36.9	27	87.1	6	19.4	0	0.0	0	0.0
0600	39	0	34	4	0	0	1	0600	0600	0	0	0	0	0	0	0	0	0	0	0	0	0	0	0	34.8	40.7	32	82.1	19	48.7	1	2.6	0	0.0
0615	36	0	28	6	1	0	0	0615	0615	0	0	0	0	0	0	0	0	0	0	0	0	0	0	0	35.3	39.8	31	86.1	19	52.8	1	2.8	0	0.0
0630	45	0	36	7	1	0	0	0630	0630	0	0	0	0	0	0	0	0	0	0	0	0	0	0	0	32.1	36.0	29	64.4	11	24.4	2	4.9	0	0.0
0645	58	1	48	7	2	0	0	0645	0645	0	0	0	0	0	0	0	0	0	0	0	0	0	0	0	35.0	42.3	47	81.0	25	43.1	4	6.9	0	0.0
0700	62	2	52	6	2	0	0	0700	0700	0	0	0	0	0	0	0	0	0	0	0	0	0	0	0	35.6	41.0	56	90.3	28	45.2	4	6.5	0	0.0
0715	76	1	65	6	3	1	0	0715	0715	0	0	0	0	0	0	0	0	0	0	0	0	0	0	0	33.4	37.4	60	79.0	26	34.2	1	1.3	0	0.0
0730	93	0	87	3	3	0	0	0730	0730	0	0	0	0	0	0	0	0	0	0	0	0	0	0	0	34.7	39.9	81	87.1	42	45.2	3	3.2	0	0.0
0745	103	2	90	8	1	2	0	0745	0745	0	0	0	0	0	0	0	0	0	0	0	0	0	0	0	33.3	37.5	79	76.7	37	35.9	3	2.9	0	0.0
0800	97	1	81	11	3	1	0	0800	0800	0	0	0	0	0	0	0	0	0	0	0	0	0	0	1	33.1	36.9	68	70.1	23	23.7	2	2.1	0	0.0
0815	113	0	101	8	3	1	0	0815	0815	0	0	0	0	0	0	0	0	0	0	0	0	0	0	0	32.6	37.7	88	77.9	29	25.7	0	0.0	0	0.0
0830	129	1	119	7	2	0	0	0830	0830	0	0	0	0	0	0	0	0	0	0	0	0	0	0	0	32.1	36.8	83	64.3	30	23.3	2	1.6	0	0.0
0845	165	2	158	4	0	1	0	0845	0845	0	0	0	0	0	0	0	0	0	0	0	0	0	0	0	31.1	34.9	91	55.2	23	13.9	0	0.0	0	0.0
0900	163	0	152	10	1	0	0	0900	0900	0	0	0	0	0	0	0	0	0	0	0	0	0	0	0	30.3	34.1	77	47.2	18	11.0	0	0.0	0	0.0
0915	160	2	148	8	1	1	0	0915	0915	0	0	0	0	0	0	0	0	0	0	0	0	0	0	0	30.4	34.3	90	50.0	23	12.8	0	0.0	0	0.0
0930	167	1	157	4	3	1	0	0930	0930	0	0	0	0	0	0	0	0	0	0	0	0	0	0	0	30.2	33.8	77	46.1	15	9.0	0	0.0	0	0.0
0945	206	1	194	9	1	1	0	0945	0945	0	0	0	0	0	0	0	0	0	0	0	0	0	0	0	28.7	32.7	73	35.4	19	9.2	0	0.0	0	0.0
1000	251	3	225	21	1	0	0	1000	1000	0	0	0	0	0	0	0	0	0	0	0	0	0	0	0	29.0	33.7	121	48.2	22	8.8	0	0.0	0	0.0
1015	236	2	200	27	6	1	0	1015	1015	0	0	0	0	0	0	0	0	0	0	0	0	0	0	0	32.1	37.2	161	68.2	54	22.9	1	0.4	0	0.0
1030	216	1	188	25	1	1	0	1030	1030	0	0	0	0	0	0	0	0	0	0	0	0	0	0	0	30.9	35.6	123	56.9	37	17.1	0	0.0	0	0.0
1045	252	6	221	16	3	6	0	1045	1045	0	0	0	0	0	0	0	0	0	0	0	0	0	0	1	29.4	33.9	120	47.6	30	11.9	2	0.8	0	0.0
1100	214	1	195	14	2	2	0	1100	1100	0	0	0	0	0	0	0	0	0	0	0	0	0	0	0	27.9	34.1	95	44.4	23	10.8	1	0.5	0	0.0
1115	256	3	227	19	1	5	1	1115	1115	0	0	0	0	0	0	0	0	0	0	0	0	0	0	0	29.7	34.0	130	50.8	24	9.4	1	0.4	0	0.0
1130	205	0	185	17	1	2	0	1130	1130	0	0	0	0	0	0	0	0	0	0	0	0	0	0	0	30.2	35.1	94	45.9	31	15.1	1	0.5	0	0.0
1145	212	1	189	10	0	2	0	1145	1145	0	0	0	0	0	0	0	0	0	0	0	0	0	0	0	30.8	35.0	119	56.1	31	14.6	0	0.0	0	0.0
1200	202	1	189	10	0	2	0	1200	1200	0	0	0	0	0	0	0	0	0	0	0	0	0	0	1	31.1	35.1	131	64.9	31	15.4	1	0.5	0	0.0
1215	233	1	212	14	4	2	0	1215	1215	0	0	0	0	0	0	0	0	0	0	0	0	0	0	0	29.6	34.2	93	39.9	25	10.7	2	0.9	0	0.0
1230	190	1	171	15	2	1	0	1230	1230	0	0	0	0	0	0	0	0	0	0	0	0	0	0	0	29.8	34.8	98	51.6	22	11.6	0	0.0	0	0.0
1245	182	2	171	8	1	0	0	1245	1245	0	0	0	0	0	0	0	0	0	0	0	0	0	0	0	31.3	35.5	108	59.3	31	17.0	1	0.5	0	0.0
1300	212	1	197	8	2	4	0	1300	1300	0	0	0	0	0	0	0	0	0	0	0	0	0	0	0	29.7	34.8	114	53.8	29	13.7	0	0.0	0	0.0
1315	209	2	198	6	1	2	0	1315	1315	0	0	0	0	0	0	0	0	0	0	0	0	0	0	0	30.3	34.3	104	49.8	23	11.0	0	0.0	0	0.0
1330	199	0	184	14	3	0	0	1330	1330	0	0	0	0	0	0	0	0	0	0	0	0	0	0	0	30.8	34.4	114	57.3	24	12.1	0	0.0	0	0.0
1345	186	1	175	7	1	2	0	1345	1345	0	0	0	0	0	0	0	0	0	0	0	0	0	0	0	29.9	34.3	86	46.2	22	11.8	0	0.0	0	0.0
1400	189	0	169	17	2	1	0	1400	1400	0	0	0	0	0	0	0	0	0	0	0	0	0	0	0	30.3	33.9	98	51.9	21	11.1	0	0.0	0	0.0
1415	204	0	190	12	0	2	0	1415	1415	0	0	0	0	0	0	0	0	0	0	0	0	0	0	0	28.5	33.7	78	38.2	14	6.9	0	0.0	0	0.0
1430	203	1	190	10	1	1	0	1430	1430	0	0	0	0	0	0	0	0	0	0	0	0	0	0	0	30.8	34.4	129	63.6	21	10.3	0	0.0	0	0.0
1445	214	2	201	9	1	1	0	1445	1445	0	0	0	0	0	0	0	0	0	0	0	0	0	0	0	29.3	34.4	93	43.5	22	10.3	1	0.5	0	0.0
1500	175	0	167	6	1	1	0	1500	1500	0	0	0	0	0	0	0	0	0	0	0	0	0	0	0	30.8	34.9	92	52.6	23	13.1	0	0.0	0	0.0
1515	181	0	168	12	1	1	0	1515	1515	0	0	0	0	0	0	0	0	0	0	0	0	0	0	0	30.7	34.3	101	55.8	22	12.2	2	1.1	0	0.0
1530	205	2	189	11	3	0	0	1530	1530	0	0	0	0	0	0	0	0	0	0	0	0	0	0	0	30.0	34.3	106	51.7	26	12.7	0	0.0	0	0.0
1545	191	0	182	6	1	4	0	1545	1545	0	0	0	0	0	0	0	0	0	0	0	0	0	0	0	29.3	33.2	74	38.7	12	6.3	0	0.0	0	0.0
1600	193	0	182	7	0	1	0	1600	1600	0	0	0	0	0	0	0	0	0	0	0	0	0	0	0	29.0	32.9	76	39.4	15	7.8	0	0.0	0	0.0
1615	227	0	219	7	0	1	0	1615	1615	0	0	0	0	0	0	0	0	0	0	0	0	0	0	1	30.1	34.4	91	40.1	30	13.2	1	0.4	0	0.0
1630	200	0	194	5	1	0	0	1630	1630	0	0	0	0	0	0	0	0	0	0	0	0	0	0	0	30.7	34.1	115	57.5	19	9.5	1	0.5	0	0.0
1645	193	3	179	10	1	0	0	1645	1645	0	0	0	0	0	0	0	0	0	0	0	0	0	0	0	31.1	34.2	117	60.6	20	10.4	1	0.5	0	0.0
1700	192	0	186	5	0	1	0	1700	1700	0	0	0	0	0	0	0	0	0	0	0	0	0	0	0	31.8	35.8	121	63.0	34	17.7	3	1.6	0	0.0
1715	194	1	184	8	1	0	0	1715	1715	0	0	0	0	0	0	0	0	0	0	0	0	0	0	0	30.3	34.5	98	50.5	21	10.8	0	0.0	0	0.0
1730	198	0	188	7	1	2	0	1730	1730	0	0	0	0	0	0	0	0	0	0	0	0	0	0	0	30.8	35.6	111	56.1	33	16.7	2	1.0	0	0.0
1745	178	2	168	3	2	3	0	1745	1745	0	0	0	0	0	0	0	0	0	0	0	0	0	0	0	30.9	35.8	104	58.4	31	17.4	1	0.6	0	0.0
1800	197	3	188	5	0	1	0	1800	1800	0	0	0	0	0	0	0	0	0	0	0	0	0	0	0	31.9	36.1	127	64.5	38	19.3	0	0.0	0	0.0
1815	177	1	170	5	0	1	0	1815	1815	0	0	0	0	0	0	0	0	0	0	0	0	0	0	0	31.7	35.9	124	70.1	32	18.1	1	0.6	0	0.0
1830	161	0	152	6	1	2	0	1830	1830	0	0	0	0	0	0	0	0	0	0	0	0	0	0	0	32.6	37.6	114	70.8	45	28.0	1	0.6	0	0.0
1845	153	0	145	5	2	1	0	1845	1845	0	0	0	0	0	0	0	0	0	0	0	0	0	0	0	32.0	35.8	102	66.7	32	20.9	1	0.7	0	0.0
1900	149	2	141	5	2	1	0	1900	1900	0	0	0	0	0	0	0	0	0	0	0	0	0	0	0	32.0	37.1	95	63.8	34	22.8	1	0.7	0	0.0
1915	152	1	144	6	1	0	0	1915	1915	0	0	0	0	0	0	0	0	0	0	0	0	0	0	0	32.7	36.5	112	73.7	36	23.7	1	0.7	0	0.0
1930	168	1	155	11	0	1	0	1930	1930	0	0	0	0	0	0	0	0	0	0	0	0	0	0	1	32.2	35.8	116	69.1	27	16.1	4	2.4	0	0.0
1945	143	0	133	8	0	2	0	1945	1945	0	0	0	0	0	0	0	0	0	0	0	0	0	0	0	32.1	36.4	95	66.4	34	23.8	2	1.4	0	0.0
2000	139	1	132	5	1	0	0	2000	2000	0	0	0	0	0	0	0	0	0	0	0	0	0	0	0	31.8	36.1	85	61.2	30	21.6	1	0.7	0	0.0
2015	124	0	118	5	1	0	0	2015	2015	0	0	0	0	0	0	0	0	0	0	0	0	0	0	0	32.7	36.4	87	70.2	32	25.8	2	1.6	0	0.0
2030	95	0	92	2	0	1	0	2030	2030	0	0	0	0	0	0	0	0	0	0	0	0	0	0	0	32.7	38.3	63	66.3	31	32.6	1	1.1	0	0.0
2045	98	0	92	3	2	1	0	2045	2045	0	0	0	0	0	0	0	0	0	0	0	0	0	0	0	31.9	35.7	68	69.4	18	18.4	1	1.0	0	0.0
2100	97	0	96	1	0	0	0	2100	2100	0	0	0	0	0	0	0	0	0	0	0	0	0	0	0	33.3	38.4	67	69.1	27	27.8	3	3.1	0	0.0
2115	101	1	96	4	0	0	0	2115	2115	0	0	0	0	0	0	0	0	0	0	0	0	0	0	0	32.6	36.0	74	73.3	21	20.8	2	2.0	0	0.0
2130	87	0	86	1	0	0	0	2130	2130	0	0	0	0	0	0	0	0	0	0	0	0	0	0	0	33.1	37.8	60	69.0	28	32.2	2	2.3	0	0.0
2145	80	0	94	6	0	0	0	2145	2145	0	0	0	0	0	0	0	0	0	0	0	0	0	0	0	32.7	38.7	60	62.5	29	36.3	1	1.3	0	0.0
2200	96	1	94	1	0	0	0	2200	2200	0	0	0	0	0	0	0	0	0	0	0	0	0	0	0	33.4	36.7	77	80.2	26	27.1	3	3.1	0	0.0
2215	72	2	69	1	1	0	0	2215	2215	0	0	0	0	0	0	0	0	0	0	0	0	0	0	0	33.0	37.4	53	73.6	22	30.6	1	1.4	0	0.0
2230	74	0	71	1	1	0	0	2230	2230	0	0	0	0	0	0	0	0	0	0	0	0	0	0	0	32.7	36.4	55	74.3	19	25.7	1	1.4	0	0.0
2245	76	0	73	2	0	1	0	2245	2245	0	0	0	0	0	0	0	0	0	0	0	0	0	0	0	33.2	37.4	62	81.6	20	26.3	2	2.6	0	0.0
2300	62	0	61	1	0	0	0	2300	2300	0	0	0	0	0	0	0	0	0	0	0	0	0	0	0	34.3	38.2	54	87.1	20	32.3	2	3.2	0	0.0
2315	53	0	53	0	0	0	0	2315	2315	0	0	0	0	0	0	0	0	0	0	0	0	0	0	0	34.7	38.2	49	92.5	21	39.6	1	1.9	0	0.0
2330	31	0	29	2	0	0	0	2330	2330	0	0	0	0	0	0	0	0	0	0	0	0	0	0	0	33.3	36.3	27	87.1	18	32.3	0	0.0	0	0.0
2345	40	0	38	2	0	0	0	2345	2345	0	0	0	0	0	0	0	0	0	0	0	0	0	0	0	34.0	37.9	30	75.

DIR 2

PROJECT 35202 Ashford, Kent
SITE 35202-001
LOCATION CHART ROAD
DIRECTION **WESTBOUND ←**
PSL 30mph

Sun 07 May
DAY 6

	Total	Cls 1	Cls 2	Cls 3	Cls 4	Cls 5	Cls 6	Fxd 1	Time
0000	38	0	38	0	0	0	0	0000	0000
0015	30	0	27	3	0	0	0	0015	0015
0030	23	1	22	1	0	0	0	0030	0030
0045	21	1	20	0	0	0	0	0045	0045
0100	25	0	25	0	0	0	0	0100	0100
0115	21	0	21	0	0	0	0	0115	0115
0130	18	1	16	1	0	0	0	0130	0130
0145	14	0	14	0	0	0	0	0145	0145
0200	18	0	18	0	0	0	0	0200	0200
0215	17	0	14	0	0	0	0	0215	0215
0230	14	0	14	0	0	0	0	0230	0230
0245	16	0	16	0	0	0	0	0245	0245
0300	9	0	5	2	0	0	0	0300	0300
0315	9	0	8	1	0	0	0	0315	0315
0330	8	0	8	0	0	0	0	0330	0330
0345	13	0	11	1	0	0	0	0345	0345
0400	7	0	5	2	0	0	0	0400	0400
0415	5	0	5	0	0	0	0	0415	0415
0430	10	1	9	0	0	0	0	0430	0430
0445	12	0	10	2	0	0	0	0445	0445
0500	10	0	10	0	0	0	0	0500	0500
0515	12	0	12	1	0	0	0	0515	0515
0530	13	0	4	0	0	0	0	0530	0530
0545	19	0	18	1	0	0	0	0545	0545
0600	20	0	18	2	0	0	0	0600	0600
0615	21	0	17	3	1	0	0	0615	0615
0630	27	0	24	1	0	0	0	0630	0630
0645	36	1	33	2	0	0	0	0645	0645
0700	36	0	33	1	1	0	0	0700	0700
0715	35	0	29	5	0	1	0	0715	0715
0730	56	0	51	4	1	0	0	0730	0730
0745	50	2	43	3	1	1	0	0745	0745
0800	37	0	33	3	0	1	0	0800	0800
0815	66	5	55	5	1	0	0	0815	0815
0830	78	1	68	5	2	1	1	0830	0830
0845	110	0	103	6	0	0	0	0845	0845
0900	121	2	111	8	0	0	0	0900	0900
0915	133	2	125	5	0	1	0	0915	0915
0930	107	1	96	10	0	0	0	0930	0930
0945	131	0	125	4	1	1	0	0945	0945
1000	165	0	156	7	1	0	0	1000	1000
1015	168	0	157	10	1	0	0	1015	1015
1030	215	2	200	9	1	1	0	1030	1030
1045	193	0	184	7	2	0	0	1045	1045
1100	230	1	217	9	2	1	0	1100	1100
1115	228	1	217	9	1	0	0	1115	1115
1130	251	3	241	4	3	0	0	1130	1130
1145	253	0	237	10	2	4	0	1145	1145
1200	234	0	224	7	3	0	0	1200	1200
1215	229	0	218	8	1	2	0	1215	1215
1230	215	3	199	12	0	0	0	1230	1230
1245	252	2	240	5	2	3	0	1245	1245
1300	255	1	241	10	1	2	0	1300	1300
1315	261	2	244	11	3	1	0	1315	1315
1330	243	4	223	10	3	2	1	1330	1330
1345	243	1	226	11	2	3	0	1345	1345
1400	208	1	191	13	1	2	0	1400	1400
1415	207	3	193	8	1	2	0	1415	1415
1430	203	3	193	5	1	1	0	1430	1430
1445	199	3	187	7	1	1	0	1445	1445
1500	193	0	185	7	1	0	0	1500	1500
1515	206	2	196	6	2	0	0	1515	1515
1530	198	1	185	11	1	0	0	1530	1530
1545	211	2	199	7	2	1	0	1545	1545
1600	176	2	168	5	0	1	0	1600	1600
1615	160	1	153	6	0	0	0	1615	1615
1630	182	3	177	2	0	0	0	1630	1630
1645	162	4	155	2	1	0	0	1645	1645
1700	187	3	167	16	1	0	0	1700	1700
1715	152	3	143	5	0	1	0	1715	1715
1730	178	2	168	7	0	1	0	1730	1730
1745	148	4	135	7	2	0	0	1745	1745
1800	156	2	149	4	1	0	0	1800	1800
1815	144	1	141	1	1	0	0	1815	1815
1830	154	3	146	5	0	0	0	1830	1830
1845	154	2	146	5	0	1	0	1845	1845
1900	162	1	146	12	2	1	0	1900	1900
1915	159	3	154	1	1	0	0	1915	1915
1930	129	4	112	10	1	2	0	1930	1930
1945	134	0	125	7	0	2	0	1945	1945
2000	130	4	120	4	1	0	0	2000	2000
2015	113	0	110	2	1	0	0	2015	2015
2030	114	1	108	5	0	0	0	2030	2030
2045	103	0	99	4	0	0	0	2045	2045
2100	101	1	96	2	0	2	0	2100	2100
2115	93	2	90	1	0	0	0	2115	2115
2130	92	4	81	5	2	0	0	2130	2130
2145	71	4	66	1	0	0	0	2145	2145
2200	69	0	66	2	1	0	0	2200	2200
2215	95	1	93	1	0	0	0	2215	2215
2230	64	0	64	0	0	0	0	2230	2230
2245	72	0	71	1	0	0	0	2245	2245
2300	51	1	49	1	0	0	0	2300	2300
2315	47	0	45	2	0	0	0	2315	2315
2330	46	0	44	1	0	0	0	2330	2330
2345	32	0	31	1	0	0	0	2345	2345
07-19	8173	78	7673	328	38	52	4	07-19	07-19
06-22	9678	103	9072	389	48	62	4	06-22	06-22
06-00	10154	105	9535	398	49	63	4	06-00	06-00
00-00	10528	108	9887	413	51	65	4	00-00	00-00

	Vbin 0 10	Vbin 10 15	Vbin 15 20	Vbin 20 25	Vbin 25 30	Vbin 30 35	Vbin 35 40	Vbin 40 45	Vbin 45 50	Vbin 50 60	Vbin 60 70	Vbin 70 80	Vbin 80 90	Vbin 90 100	Mean	V85	PSL	PSL% 30	PSL1 ACPO	PSL1% 35	PSL2 ACPO	PSL2% 40	PSL3 DfT	PSL3% 45
0000	0	0	0	0	0	0	0	0	0	0	0	0	0	0	33.7	39.7	28	73.7	15	39.5	1	2.6	0	0.0
0015	0	0	0	0	0	0	0	0	0	0	0	0	0	0	33.2	37.0	24	80.0	7	23.3	0	0.0	0	0.0
0030	0	0	0	0	0	0	0	0	0	0	0	0	0	0	36.7	43.6	22	95.7	22	52.2	3	13.0	1	4.3
0045	0	0	0	0	0	0	0	0	0	0	0	0	0	0	34.3	41.8	15	71.4	8	38.1	2	9.5	2	9.5
0100	0	0	0	0	0	0	0	0	0	0	0	0	0	0	31.4	36.1	15	60.0	5	20.0	0	0.0	0	0.0
0115	0	0	0	0	0	0	0	0	0	0	0	0	0	0	34.2	39.1	18	85.7	12	57.1	0	0.0	0	0.0
0130	0	0	0	0	0	0	0	0	0	0	0	0	0	0	34.6	37.7	15	83.3	8	44.4	0	0.0	0	0.0
0145	0	0	0	0	0	0	0	0	0	0	0	0	0	0	34.5	38.9	12	85.7	8	57.1	0	0.0	0	0.0
0200	0	0	0	0	0	0	0	0	0	0	0	0	0	0	31.5	36.5	11	61.1	3	16.7	0	0.0	0	0.0
0215	0	0	0	0	0	0	0	0	0	0	0	0	0	0	35.3	41.1	15	88.2	10	58.8	0	0.0	0	0.0
0230	0	0	0	0	0	0	0	0	0	0	0	0	0	0	38.7	47.0	14	100.0	9	64.3	3	21.4	3	21.4
0245	0	0	0	0	0	0	0	0	0	0	0	0	0	0	33.4	38.4	14	87.5	5	31.3	0	0.0	0	0.0
0300	0	0	5	2	0	0	0	0	0	0	0	0	0	0	33.6 -		6	66.7	4	44.4	1	11.1	1	11.1
0315	0	0	8	1	0	0	0	0	0	0	0	0	0	0	35.5 -		8	88.9	5	55.6	0	0.0	0	0.0
0330	0	0	8	0	0	0	0	0	0	0	0	0	0	0	36.1 -		3	75.0	3	37.5	2	25.0	2	25.0
0345	0	0	11	1	0	0	0	0	0	0	0	0	0	0	36.6	46.7	10	76.9	6	46.2	3	23.1	3	23.1
0400	0	0	5	2	0	0	0	0	0	0	0	0	0	0	35.4 -		6	85.7	2	28.6	1	14.3	1	14.3
0415	0	0	5	0	0	0	0	0	0	0	0	0	0	0	30.4 -		3	60.0	0	0.0	0	0.0	0	0.0
0430	0	1	9	0	0	0	0	0	0	0	0	0	0	0	32.2 -		7	70.0	3	30.0	0	0.0	0	0.0
0445	0	0	10	2	0	0	0	0	0	0	0	0	0	0	34.2	36.2	11	91.7	4	33.3	1	8.3	1	8.3
0500	0	0	10	0	0	0	0	0	0	0	0	0	0	0	36.2 -		7	70.0	7	70.0	1	10.0	1	10.0
0515	0	0	12	1	0	0	0	0	0	0	0	0	0	0	34.6	38.1	11	84.6	3	61.5	0	0.0	0	0.0
0530	0	0	4	0	0	0	0	0	0	0	0	0	0	0	32.7 -		3	75.0	1	25.0	0	0.0	0	0.0
0545	0	0	18	2	0	0	0	0	0	0	0	0	0	0	33.8	40.2	15	79.0	7	36.8	2	10.0	2	10.0
0600	0	0	17	3	1	0	0	0	0	0	0	0	0	0	34.5	41.9	16	80.0	7	35.0	4	20.0	4	20.0
0615	0	0	17	3	1	0	0	0	0	0	0	0	0	0	35.2	42.2	18	85.7	9	42.9	2	9.5	3	14.3
0630	0	0	24	1	0	0	0	0	0	0	0	0	0	0	34.0	37.4	23	85.2	12	44.4	0	0.0	0	0.0
0645	0	1	33	2	0	0	0	0	0	0	0	0	0	0	35.5	40.9	31	86.1	20	55.6	0	0.0	0	0.0
0700	0	0	33	1	1	0	0	0	0	0	0	0	0	0	35.9	41.0	33	91.7	16	44.4	3	8.3	3	8.3
0715	0	0	29	5	0	1	0	0	0	0	0	0	0	0	34.0	38.8	28	80.0	13	37.1	0	0.0	0	0.0
0730	0	0	51	4	1	0	0	0	0	0	0	0	0	0	33.4	37.3	43	76.8	17	30.4	1	2.3	2	3.6
0745	0	2	43	3	1	1	0	0	0	0	0	0	0	0	32.6	36.4	36	72.0	12	24.0	1	2.0	1	2.0
0800	0	0	33	3	0	1	0	0	0	0	0	0	0	0	34.5	38.6	35	94.6	12	32.4	0	0.0	0	0.0
0815	0	5	55	5	1	0	0	0	0	0	0	0	0	0	35.4	38.6	59	89.4	26	39.4	6	9.1	6	9.1
0830	0	1	68	5	2	1	1	0	0	0	0	0	0	0	33.7	37.7	61	78.2	30	38.5	1	1.3	1	1.3
0845	0	0	103	6	0	0	0	0	0	0	0	0	0	0	32.5	37.8	74	67.3	28	25.5	1	0.9	1	0.9
0900	0	2	111	8	0	0	0	0	0	0	0	0	0	0	31.9	36.3	82	67.8	28	23.1	4	3.3	4	3.3
0915	0	2	125	5	0	1	0	0	0	0	0	0	0	0	32.3	37.0	87	65.4	39	29.3	1	0.8	1	0.8
0930	0	1	96	10	0	0	0	0	0	0	0	0	0	0	32.9	36.0	86	80.4	27	25.2	1	0.9	1	0.9
0945	0	0	125	4	1	1	0	0	0	0	0	0	0	0	32.7	36.7	95	72.5	29	22.1	1	0.8	1	0.8
1000	0	0	156	7	1	0	0	0	0	0	0	0	0	0	31.4	35.0	103	62.4	25	15.2	0	0.0	0	0.0
1015	0	0	157	10	1	0	0	0	0	0	0	0	0	0	32.3	36.2	125	74.4	35	20.8	1	0.6	1	0.6
1030	0	2	200	9	1	1	0	0	0	0	0	0	0	0	30.4	34.9	125	58.1	29	13.5	1	0.5	1	0.5
1045	0	0	184	7	2	2	0	0	0	0	0	0	0	0	30.9	34.2	117	60.6	21	10.9	1	0.5	0	0.0
1100	0	1	217	9	2	0	0	0	0	0	0	0	0	0	29.9	33.7	116	50.4	20	8.7	0	0.0	0	0.0
1115	0	1	217	9	1	0	0	0	0	0	0	0	0	0	30.3	34.0	112	49.1	16	7.0	0	0.0	0	0.0
1130	0	3	241	4	0	3	0	0	0	0	0	0	0	0	28.3	32.5	92	36.7	14	5.6	1	0.4	1	0.4
1145	0	0	237	10	2	4	0	0	0	0	0	0	0	0	29.0	33.0	98	38.7	10	8.7	0	0.0	0	0.0
1200	0	0	224	7	0	3	0	0	0	0	0	0	0	0	28.5	33.2	81	34.6	19	8.1	0	0.0	0	0.0
1215	0	0	218	8	1	2	0	0	0	0	0	0	0	0	28.8	33.0	97	42.4	19	8.3	0	0.0	0	0.0
1230	0	3	199	12	0	0	0	0	0	0	0	0	0	0	30.1	33.9	111	51.6	20	9.3	0	0.0	0	0.0
1245	0	2	240	5	2	3	0	0	0	0	0	0	0	0	29.3	34.1	121	48.0	26	10.3	1	0.4	1	0.4
1300	0	1	241	10	1	2	0	0	0	0	0	0	0	0	29.7	33.5	117	45.9	27	10.6	0	0.0	0	0.0
1315	0	2	244	11	3	1	0	0	0	0	0	0	0	0	27.5	33.4	87	33.3	21	8.0	1	0.4	1	0.4
1330	0	4	223	10	3	2	1	0	0	0	0	0	0	0	31.1	35.3	145	59.7	27	11.1	1	0.4	1	0.4
1345	0	1	226	11	2	3	0	0	0	0	0	0	0	0	29.9	34.1	107	44.0	27	11.1	1	0.4	1	0.4
1400	0	1	191	13	1	2	0	0	0	0	0	0	0	0	30.7	34.7	123	59.1	23	11.1	0	0.0	0	0.0
1415	0	3	193	8	1	2	0	0	0	0	0	0	0	0	30.8	35.1	105	50.7	32	15.5	0	0.0	0	0.0
1430	0	3	193	5	1	1	0	0	0	0	0	0	0	0	31.0	35.1	112	55.2	31	15.3	2	1.0	2	1.0
1445	0	3	187	7	1	1	0	0	0	0	0	0	0	0	30.8	34.8	111	55.8	27	13.6	1	0.5	1	0.5
1500	0	0	185	7	1	0	0	0	0	0	0	0	0	0	32.2	35.9	144	74.6	40	20.7	1	0.5	1	0.5
1515	0	2	196	6	2	0	0	0	0	0	0	0	0	0	31.0	35.8	121	58.7	34	16.5	2	1.0	2	1.0
1530	0	1	185	11	1	0	0	0	0	0	0	0	0	0	30.7	36.1	105	53.0	41	20.7	0	0.0	0	0.0
1545	0	2	199	7	2	1	0	0	0	0	0	0	0	0	30.7	34.7	121	57.4	27	12.8	1	0.5	1	0.5
1600	0	2	168	5	0	1	0	0	0	0	0	0	0	0	31.7	36.4	106	60.2	38	21.6	3	1.7	3	1.7
1615	0	1	153	6	0	0	0	0	0	0	0	0	0	0	32.4	37.5	110	68.8	35	21.9	4	2.5	4	2.5
1630	0	3	177	2	0	0	0	0	0	0	0	0	0	0	32.6	38.3	127	69.8	46	25.3	2	1.1	2	1.1
1645	0	4	155	2	1	0	0	0	0	0	0	0	0	0	32.6	37.1	118	72.8	38	23.5	4	2.5	4	2.5
1700	0	3	167	16	0	1	0	0	0	0	0	0	0	0	33.1	37.7	134	71.7	55	29.4	3	1.6	3	1.6
1715	0	3	143	5	0	1	0	0	0	0	0	0	0	0	33.9	38.0	128	84.2	61	40.1	0	0.0	0	0.0
1730	0	2	168	7	0	1	0	0	0	0	0	0	0	0	32.6	36.8	129	72.5	42	23.6	1	0.6	1	0.6
1745	0	4	135	7	2	0	0	0	0	0	0	0	0	0	33.9	38.0	120	81.1	53	35.8	0	0.0	0	0.0
1800	0	2	149	4	1	0	0	0	0	0	0	0	0	0	33.3	37.6	117	75.0	42	26.9	2	1.3	2	1.3
1815	0	2	141	1	1	0	0	0	0	0	0	0	0	0	33.6	38.1	118	81.9	49	34.0	0	0.0	0	0.0
1830	0	3	146	5	0	0	0	0	0	0	0	0	0	0	32.0	36.4	104	67.5	36	23.4	0	0.0	0	0.0
1845	0	2	146	5	0	1	0	0	0	0	0	0	0	0	33.8	38.3	119	77.3	55	35.7	4	2.6	4	2.6
1900	0	1	146	12	2	1	0	0	0	0	0	0	0	0	32.1	36.2	118	72.8	39	24.1	0	0.0	0	0.0
1915	0	3	154	1	1	0	0	0	0	0	0	0	0	0	33.4	37.2	123	77.4	49	30.8	5	3.1	5	3.1
1930	0	4	112	10	1	2	0	0	0	0	0	0	0	0	32.0	36.0	89	69.0	26	18.6	2	1.6	2	1.6
1945	0	0	125	7	0	2	0	0	0	0	0	0	0	0	32.5	35.8	97	72.4	33	24.6	3	2.3	3	2.3
2000	0	4	120	4	1	0	0	0	0	0	0	0	0	0	33.5	38.1	98	75.4	45	34.6	3	2.3	3	2.3
2015	0	0	110	2	1	0	0	0	0	0	0	0	1	0	32.5	37.4	71	62.8	31	27.4	3	2.7	3	2.7
2030	0	1	108	5	0	0	0	0	0	0	0	0	0	0	32.2	37.3	76	66.7	29	25.4	1	0.9	1	0.9
2045	0	0	99	4	0	0	0	0	0	0	0	0	0	0	32.4	36.5	69	67.0	25	24.3	1	1.0	1	1.0
2100	0	1	96	2	0	2	0	0	0	0	0	0	0	0	32.5	36.5	65	64.4	23	22.8	2	2.0	2	2.0
2115	0	2	90	1	0	0	0	0	0	0	0	0	0	0	31.9	36.8	59	63.4	19	20.4	0	0.0	0	0.0
2130	0	4	81	5	2	0	0	0	0	0	0	0	0	0	32.1	36.6	59	64.1	19	20.7	0	0.0	0	0.0
2145	0	4	66	1	0	0	0	0	0	0	0	0	0	0	32.9	36.0	50	70.4	16	22.5	1	1.4	1	1.4
2200	0	0	66	2	0	1	0	0	0	0	0	0	0	0	32.9	38.8	44	63.8	20	29.0	3	4.3	3	4.3
2215	0	1	93	1	0	0	0	0	0	0	0	0	0	0	32.4	37.1	60	63.2	22	23.2	2	2.1	2	2.1
2230	0	0	64	0	0	0	0	0	0	0	0	0	0	0	33.6	38.2	53	82.8	21	32.8	0	0.0	0	0.0
2245	0	0	71	1	0	0	0	0	0	0	0	0	0	0	31.4	36.1	42	58.3	17	23.6	1	1.6	1	1.6
2300	0	1	49	1	0	0	0	0	0	0	0	0	0	0	33.5	37.8	41	80.4	16	35.3	2	3.9	2	3.9
2315	0	0	45	2	0	0	0	0	0	0	0	0	0	0	33.7	38.4	39	83.0	16	34.0	1	2.1	1	2.1
2330	0	0	44	1	0	0	0	0	0	0	0	0	0	0	35.7	40.9	42	91.3	18	39.1	3	6.5	3	6.5
2345	0	0	31	1	0	0	0	0	0	0	0	0	0	0	36.6	42.7	29	90.6	20	62.5	2	6.3	2	6.3
07-19	2	23	107	516

DIR 2

PROJECT 35202 Ashford, Kent
SITE 35202-001
LOCATION CHART ROAD
DIRECTION **WESTBOUND ←**
PSL 30mph

Mon 08 May
DAY 7

	TOTAL	CLASS 1	CLASS 2	CLASS 3	CLASS 4	CLASS 5	CLASS 6
ALL VEHICLES							
Mcycles							
Cars, taxis, 4WD							
LGV							
OGV1							
OGV2							
PSV							
0 - 10 mph							
10 - 15 mph							
15 - 20 mph							
20 - 25 mph							
25 - 30 mph							
30 - 35 mph							
35 - 40 mph							
40 - 45 mph							
45 - 50 mph							
50 - 60 mph							
60 - 70 mph							
70 - 80 mph							
80 - 90 mph							
90 - 100 mph							
AVG SPD							
85%ile							
> 30mph							
% > 30mph							

TIME	0-10mph	10-15mph	15-20mph	20-25mph	25-30mph	30-35mph	35-40mph	40-45mph	45-50mph	50-60mph	60-70mph	70-80mph	80-90mph	90mph+	AVG SPD	85%ile	PSL SPEEDING	PSL% SPEEDING	ACPO SPEEDING	ACPO% SPEEDING	DfT SPEEDING	DfT% SPEEDING
0000	0	0	0	0	0	0	0	0	0	0	0	0	0	0	33.6	38.9	21	75.0	13	46.4	1	3.6
0015	0	0	0	1	6	14	7	3	1	0	0	0	0	0	35.0	40.1	25	89.3	11	39.3	1	3.6
0030	0	0	0	0	3	6	10	4	1	0	0	0	0	0	33.2	36.7	17	73.9	7	30.4	1	4.3
0045	0	0	0	2	2	6	9	4	0	0	0	0	0	0	37.7	46.0	22	88.0	16	64.0	4	16.0
0100	0	0	0	0	4	4	10	2	1	0	0	0	0	0	36.9	41.1	21	91.3	15	65.2	1	4.3
0115	0	0	0	0	1	2	6	7	5	0	0	0	0	0	32.9	39.6	12	75.0	5	31.3	0	0.0
0130	0	0	0	0	2	4	5	7	4	0	0	0	0	0	36.0	40.9	16	94.1	11	64.7	0	0.0
0145	0	0	0	0	1	2	2	5	2	0	0	0	0	0	34.7 -		7	77.8	5	55.6	0	0.0
0200	0	0	0	0	4	2	2	1	0	0	0	0	0	0	31.2 -		3	42.9	1	14.3	0	0.0
0215	0	0	0	0	1	1	0	1	1	0	0	0	0	0	34.7 -		2	100.0	1	50.0	0	0.0
0230	0	0	0	0	1	0	2	2	1	0	0	0	0	0	38.4 -		4	80.0	4	80.0	1	20.0
0245	0	0	0	0	0	0	2	2	0	0	0	0	0	0	36.3 -		4	100.0	2	50.0	0	0.0
0300	0	0	0	0	0	0	0	0	0	0	0	0	0	0	35.0 -		4	100.0	2	50.0	0	0.0
0315	0	0	0	0	1	1	2	1	1	0	0	0	0	0	34.2 -		4	80.0	2	40.0	0	0.0
0330	0	0	0	0	0	0	0	0	0	0	0	0	0	0	38.2 -		10	100.0	8	80.0	2	20.0
0345	0	0	0	0	0	0	0	0	0	0	0	0	0	0	32.8 -		6	75.0	3	37.5	0	0.0
0400	0	0	0	0	0	0	0	0	0	0	0	0	0	0	34.8 -		5	100.0	2	40.0	0	0.0
0415	0	0	0	0	0	0	0	0	0	0	0	0	0	0	33.5 -		7	77.8	3	33.3	1	11.1
0430	0	0	0	0	0	0	0	0	0	0	0	0	0	0	35.7 -		6	100.0	4	66.7	0	0.0
0445	0	0	0	0	1	1	2	1	1	0	0	0	0	0	34.1		13	76.5	8	47.1	0	0.0
0500	0	0	0	0	0	0	0	0	0	0	0	0	0	0	39.8 -		7	100.0	7	100.0	0	0.0
0515	0	0	0	0	0	0	0	0	0	0	0	0	0	0	35.7 -	39.5	10	100.0	6	60.0	0	0.0
0530	0	0	0	0	2	2	4	3	1	0	0	0	0	0	31.2	36.0	13	68.4	6	31.6	0	0.0
0545	0	0	0	0	1	1	7	6	1	0	0	0	0	0	32.6	37.5	12	60.9	8	34.8	1	4.3
0600	0	0	0	0	0	0	3	6	4	1	0	0	0	0	34.5	40.4	12	80.0	6	40.0	1	6.7
0615	0	0	0	0	1	1	5	14	8	0	1	0	0	0	33.1	37.1	23	79.3	9	31.0	1	3.4
0630	0	0	0	0	2	2	10	13	10	1	0	0	0	0	33.7	36.4	25	80.7	12	38.7	1	3.2
0645	0	0	0	0	0	0	19	12	12	1	0	0	0	0	32.7	36.7	32	76.2	13	31.0	0	0.0
0700	0	0	0	0	2	2	8	10	6	1	0	0	0	0	33.5	37.1	41	82.0	15	30.0	1	2.0
0715	0	0	0	0	2	2	9	18	2	3	1	0	0	0	33.1	36.4	24	72.7	6	18.2	1	3.0
0730	0	0	0	0	1	1	14	21	16	1	0	0	0	0	32.6	36.6	38	70.4	17	31.5	0	0.0
0745	0	0	0	0	1	1	13	23	14	3	0	0	0	0	32.7	37.4	50	68.5	20	27.4	3	4.1
0800	0	0	0	0	2	2	14	24	29	8	2	1	0	0	32.2	36.8	40	71.4	11	19.6	1	1.8
0815	0	0	0	0	1	1	22	25	24	6	3	0	0	0	31.4	35.8	34	55.7	9	14.8	0	0.0
0830	0	0	0	0	1	1	27	44	28	8	3	1	0	0	31.9	38.3	46	63.0	18	24.7	0	0.0
0845	0	0	0	0	1	1	35	51	13	2	0	0	0	0	31.6	34.6	56	66.7	12	14.3	1	1.2
0900	0	0	0	0	0	0	50	62	11	1	0	0	0	0	31.3	34.9	66	63.5	15	14.4	0	0.0
0915	0	0	0	0	1	1	67	67	18	2	0	1	0	0	30.9	34.1	75	56.8	13	9.8	1	0.8
0930	0	0	0	0	2	2	47	61	17	3	0	0	0	0	31.5	35.2	87	66.9	20	15.4	0	0.0
0945	0	0	0	0	3	3	54	55	20	2	0	1	0	0	31.0	35.1	81	59.6	20	14.7	0	0.0
1000	0	0	0	0	3	3	82	77	9	0	0	0	0	0	31.8	36.5	81	58.7	26	18.8	4	2.9
1015	0	0	0	0	1	1	99	94	14	2	0	0	0	0	29.9	33.1	87	49.2	10	5.7	1	0.6
1030	0	0	0	0	3	3	99	74	14	2	0	0	0	0	29.9	33.6	73	41.0	7	9.6	1	0.6
1045	0	0	0	0	1	1	59	79	22	2	0	0	0	0	29.7	33.2	93	42.9	19	8.8	3	1.4
1100	0	0	0	0	1	1	82	83	16	2	0	0	0	0	29.8	33.7	103	49.5	20	9.6	2	1.0
1115	0	0	0	0	1	1	85	71	18	2	0	1	0	0	29.2	33.8	92	41.4	21	9.5	1	0.5
1130	0	0	0	0	3	3	85	87	17	2	0	0	0	0	29.8	33.8	106	47.8	19	8.6	0	0.0
1145	0	0	0	0	0	0	79	71	21	0	0	0	0	0	28.2	33.2	92	40.4	21	9.2	0	0.0
1200	0	0	0	0	2	2	63	77	27	8	1	0	0	0	29.8	33.8	114	61.0	37	19.8	2	1.1
1215	0	0	0	0	1	1	65	55	26	2	0	0	0	0	31.5	36.1	100	58.1	30	17.4	2	1.2
1230	0	0	0	0	1	1	50	52	38	5	0	0	0	0	31.8	36.9	99	60.0	47	28.5	4	2.4
1245	0	0	0	0	1	1	103	66	14	3	0	0	0	0	32.6	36.8	116	78.4	38	25.7	2	1.4
1300	0	0	0	0	2	2	117	81	9	1	0	0	0	0	32.2	36.6	120	69.0	42	24.1	1	0.6
1315	0	0	0	0	2	2	135	45	9	1	0	0	0	0	27.1	31.1	55	21.3	10	3.9	0	0.0
1330	0	0	0	0	1	1	84	80	14	4	1	0	0	0	29.3	33.3	95	44.0	15	6.9	1	0.5
1345	0	0	0	0	1	1	95	73	16	4	1	0	0	0	29.1	33.8	94	41.1	21	9.2	1	0.4
1400	0	0	0	0	1	1	108	84	22	5	1	0	0	0	31.4	34.6	136	60.7	28	12.5	1	0.4
1415	0	0	0	0	2	2	91	78	18	1	0	0	0	0	28.0	33.9	98	39.7	20	8.1	1	0.4
1430	0	0	0	0	1	1	73	66	18	3	0	0	0	0	29.2	33.8	87	44.2	21	10.7	0	0.0
1445	0	0	0	0	0	0	95	66	15	2	0	0	0	0	28.6	33.4	83	36.7	17	7.5	0	0.0
1500	0	0	0	0	0	0	59	86	24	2	1	0	0	0	29.6	34.4	113	52.6	27	12.6	1	0.5
1515	0	0	0	0	0	0	71	105	25	6	0	0	0	0	31.2	34.7	136	62.4	31	14.2	0	0.0
1530	0	0	0	0	1	1	72	81	36	2	0	0	0	0	31.0	35.6	121	56.0	40	18.5	2	0.9
1545	0	0	0	0	0	0	88	72	16	1	0	0	0	0	29.1	33.2	91	42.9	19	9.0	1	0.5
1600	0	0	0	0	3	3	75	66	14	3	0	0	0	0	29.4	34.1	83	42.4	17	8.7	0	0.0
1615	0	0	0	0	1	1	115	61	19	2	0	0	0	0	29.1	33.7	82	36.6	21	9.4	0	0.0
1630	0	0	0	0	4	4	79	61	17	4	0	0	0	0	30.2	34.9	86	46.2	25	13.4	4	2.2
1645	0	0	0	0	1	1	67	47	24	9	2	0	0	0	30.1	36.0	82	46.6	35	19.9	2	1.1
1700	0	0	0	0	1	1	55	69	31	6	2	0	0	0	31.9	36.4	108	63.5	39	22.9	2	1.2
1715	0	0	0	0	1	1	65	85	32	2	1	0	0	0	31.4	35.3	120	62.2	35	18.1	2	0.5
1730	0	0	0	0	3	3	63	77	27	8	1	0	0	0	31.5	36.1	114	61.0	37	19.8	2	1.1
1745	0	0	0	0	0	0	65	65	26	2	0	0	0	0	31.3	35.5	100	58.1	30	17.4	2	1.2
1800	0	0	0	0	1	1	50	50	38	5	1	0	0	0	31.8	36.9	99	60.0	47	28.5	4	2.4
1815	0	0	0	0	1	1	103	66	14	3	0	0	0	0	32.6	36.8	116	78.4	38	25.7	2	1.4
1830	0	0	0	0	1	1	117	81	9	1	0	0	0	0	32.2	36.6	120	69.0	42	24.1	1	0.6
1845	0	0	0	0	0	0	135	45	9	1	0	0	0	0	27.1	31.1	55	21.3	10	3.9	0	0.0
1900	0	0	0	0	1	1	84	80	14	4	1	0	0	0	29.3	33.3	95	44.0	15	6.9	1	0.5
1915	0	0	0	0	1	1	95	73	16	4	1	0	0	0	29.1	33.8	94	41.1	21	9.2	1	0.4
1930	0	0	0	0	1	1	108	84	22	5	1	0	0	0	31.4	34.6	136	60.7	28	12.5	1	0.4
1945	0	0	0	0	1	1	73	66	18	1	0	0	0	0	28.0	33.9	98	39.7	20	8.1	1	0.4
2000	0	0	0	0	1	1	95	66	15	2	0	0	0	0	29.2	33.8	87	44.2	21	10.7	0	0.0
2015	0	0	0	0	0	0	59	86	24	2	1	0	0	0	29.6	34.4	113	52.6	27	12.6	1	0.5
2030	0	0	0	0	1	1	71	105	25	6	0	0	0	0	31.2	34.7	136	62.4	31	14.2	0	0.0
2045	0	0	0	0	1	1	72	81	36	2	0	0	0	0	31.0	35.6	121	56.0	40	18.5	2	0.9
2100	0	0	0	0	3	3	88	72	16	0	0	0	0	0	29.1	33.2	91	42.9	19	9.0	1	0.5
2115	0	0	0	0	1	1	75	66	14	3	0	0	0	0	29.4	34.1	83	42.4	17	8.7	0	0.0
2130	0	0	0	0	4	4	115	79	61	17	4	4	0	0	30.2	34.9	86	46.2	25	13.4	4	2.2
2145	0	0	0	0	1	1	67	67	47	24	9	2	0	0	30.1	36.0	82	46.6	35	19.9	2	1.1
2200	0	0	0	0	1	1	55	55	69	31	6	2	0	0	31.9	36.4	108	63.5	39	22.9	2	1.2
2215	0	0	0	0	3	3	65	65	85	32	2	1	0	0	31.4	35.3	120	62.2	35	18.1	2	0.5
2230	0	0	0	0	1	1	63	63	77	27	8	1	0	0	31.5	36.1	114	61.0	37	19.8	2	1.1
2245	0	0	0	0	1	1	65	65	77	26	2	0	0	0	31.3	35.5	100	58.1	30	17.4	2	1.2
2300	0	0	0	0	1	1	50	50	52	38	5	1	0	0	31.8	36.9	99	60.0	47	28.5	4	2.4
2315	0	0	0	0	1	1	103	66	14	3	0	0	0	0	32.6	36.8	116	78.4	38	25.7	2	1.4
2330	0	0	0	0	2	2	117	81	9	1	0	0	0	0	32.2	36.6	120	69.0	42	24.1	1	0.6
2345	0	0	0	0	2	2	135	45	9	1	0	0	0	0	27.1	31.1	55	21.3	10	3.9	0	0.0
07-19	5	25	155	880	3136	3062	872	146	41	10	1	0	0	0	30.0	34.6	4133	49.6	1071	12.9	53	0.6
06-22	5	26	158	903	3574	3685	1143	203	49	14	1	0	0	1	30.4	34.9	5097	52.2	1412	14.5	66	0.7
06-00	5	26	158	914	3646	3800	1210	227	55	18	1	0	0	1	30.4	35.0	5313	52.8	1513	15.0	76	0.8
00-00	5	26	161	917	3697	3903	1321	253	67	19	1	0	0	1	30.6	35.2	5566	53.7	1663	16.0	89	0.9

ATC SUMMARY REPORT

PROJECT	35202 Ashford, Kent
LOCATION	35202-003 - Great Chart Bypass
LOC. DESC.	Great Chart Bypass
START DATE	Tue 25 Apr, 2023
END DATE	Mon 01 May, 2023
SPEED LIMIT	60mph
SURVEY TYPE	7-day ATC, 15min periods, 6 veh. classes

OVERVIEW

A 7-day automatic traffic count on Great Chart Bypass , commencing Tue 25 Apr 2023, recorded a total of 107,946 vehicles. The posted speed limit of 60mph was exceeded by 1.9% of vehicles, and the seasonally adjusted, combined AADT value is 16,061 (see Equipment & Methodology below).

COMBINED

Total recorded volume	**107,946**
Avg daily volume (based on 7 days)	15,420.9
Average daily speed (7 days)	44.9mph
Average daily 85%ile (7 days)	51.6mph
AADT (annual average daily traffic)	16,061
Avg weekday volume (Mon-Fri, 24hrs)	16,357.0
Avg weekday speed (Mon-Fri, 24hrs)	44.5mph
Avg 12hr weekday volume (Mon-Fri, 0700-1900)	13,389.0
Avg 12hr weekday speed (Mon-Fri, 0700-1900)	43.6mph

The combined summary on the left shows the total volumes, average speeds, AADT and 85%iles recorded in both directions from all the recorded data. Speeding vehicles are defined as those travelling 61mph and above.

The summaries below provide directionalised details including speeding percentages and weekday daytime details.

NORTHBOUND ↑

Total recorded volume	**51,151**
Avg daily volume (based on 7 days)	7,307.3
Average daily speed (7 days)	44.0mph
Average daily 85%ile (7 days)	51.8mph
% of vehicles exceeding 60mph	2.2%
Avg weekday volume (Mon-Fri, 24hrs)	7,553.0
Avg weekday speed (Mon-Fri, 24hrs)	43.6mph
Avg 12hr weekday volume (Mon-Fri, 0700-1900)	6,187.4
Avg 12hr weekday speed (Mon-Fri, 0700-1900)	42.5mph
Avg 12hr weekday 85%ile (Mon-Fri, 0700-1900)	50.2mph

SOUTHBOUND ↓

Total recorded volume	**56,795**
Avg daily volume (based on 7 days)	8,113.6
Average daily speed (7 days)	45.9mph
Average daily 85%ile (7 days)	51.5mph
% of vehicles exceeding 60mph	1.7%
Avg weekday volume (Mon-Fri, 24hrs)	8,804.0
Avg weekday speed (Mon-Fri, 24hrs)	45.4mph
Avg 12hr weekday volume (Mon-Fri, 0700-1900)	7,201.6
Avg 12hr weekday speed (Mon-Fri, 0700-1900)	44.8mph
Avg 12hr weekday 85%ile (Mon-Fri, 0700-1900)	50.1mph

SITE LOCATION

Location	Great Chart Bypass
Lat, lng.	51° 8'43.96"N, 0°50'25.56"E
Project & site	35202-003
PSL	60mph
Bus route	No
Direction 1	Northbound↑
Direction 2	Southbound↓

DAILY SPEEDS

NORTHBOUND ↑

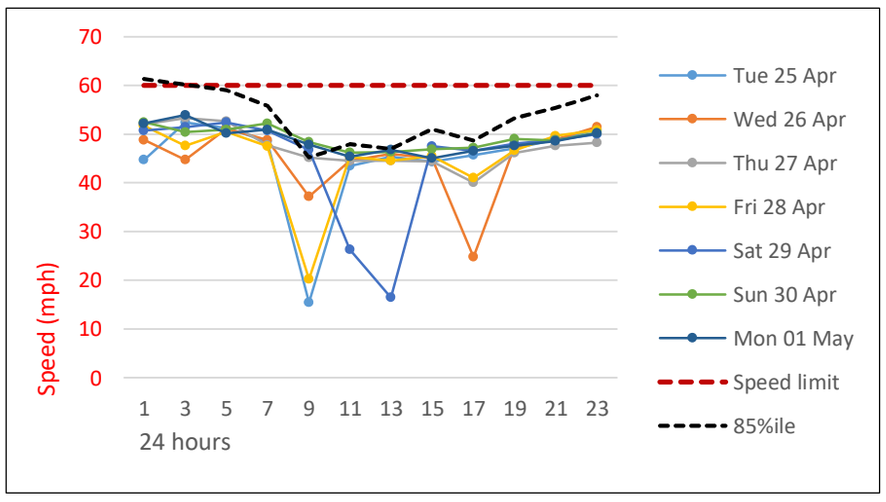

SOUTHBOUND ↓

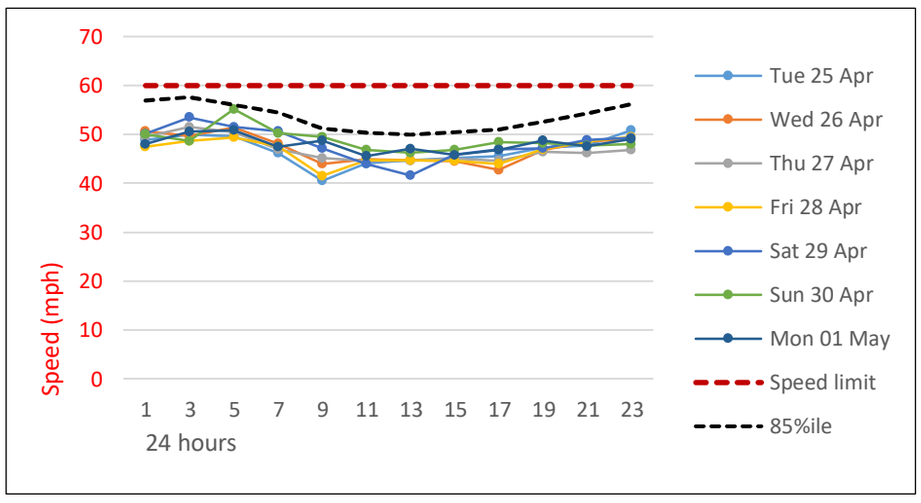

Average daily speeds (solid thin colours) and 85%ile (dashed black) compared against 60mph posted speed limit (dashed red). The 85%ile is the speed at which 85% of all vehicles are observed to travel under free flowing conditions. A minimum of ten vehicles per speed bin is required for this calculation, hence the overnight low-volume 85%ile values may be zero.

The peak average northbound daytime speed was 50.9mph at 07:15 on Sun 30 Apr, whilst the peak average southbound speed was 54.8mph at 08:15 on Sun 30 Apr (based on 15min averages between 0700 & 1900).

HOURLY VOLUMES

NORTHBOUND ↑

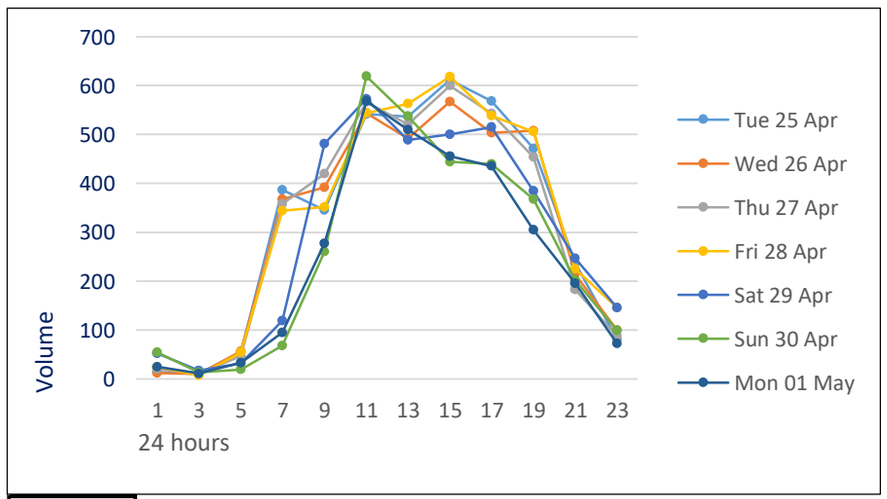

↑ Hourly northbound traffic volumes over each 24hr period for 7 days from all available data.

SOUTHBOUND ↓

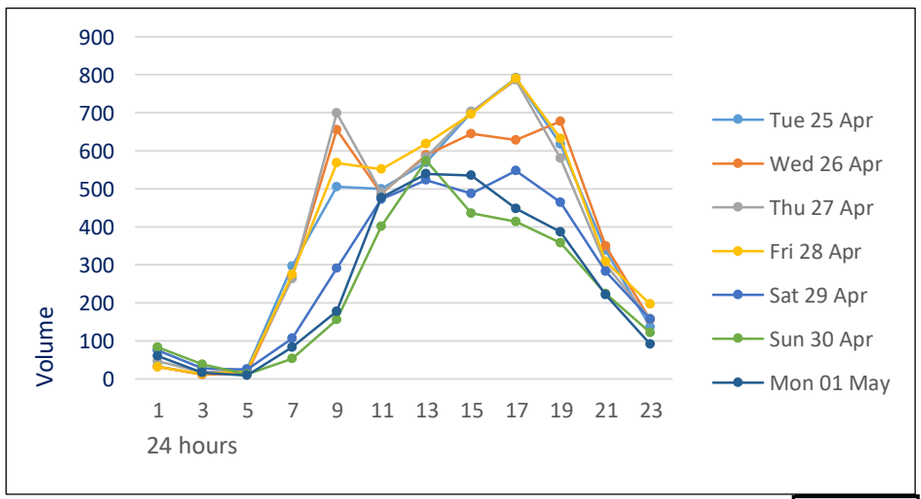

Hourly southbound traffic volumes over each 24hr period for 7 days from all available data. ↓

15min VOL & SPEED

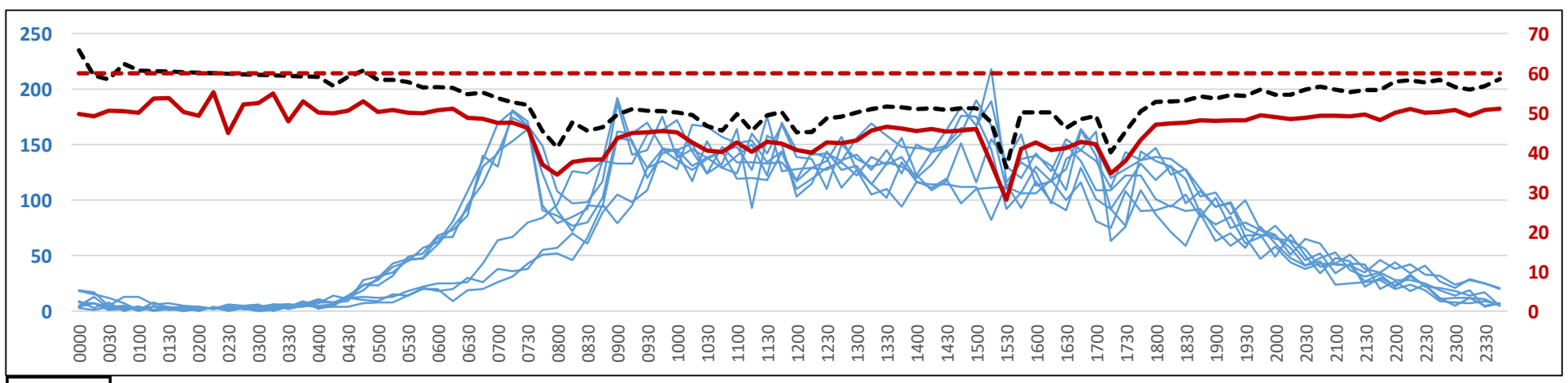

↑ 15min daily northbound flows (blue), against the average speed (red) and 85%ile (dotted black) for each 15min period over the 7-day period.

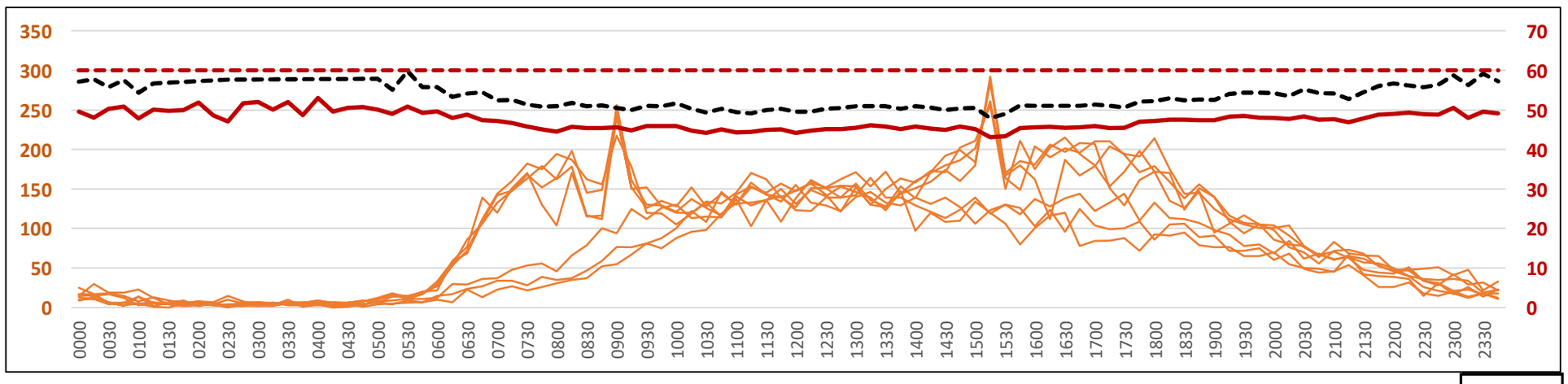

15min daily southbound flows (orange), against the average weekly speed (red) and 85%ile (dotted black) for each 15min period over the 7-day period. ↓

DAILY VOLUMES

NORTH & SOUTHBOUND

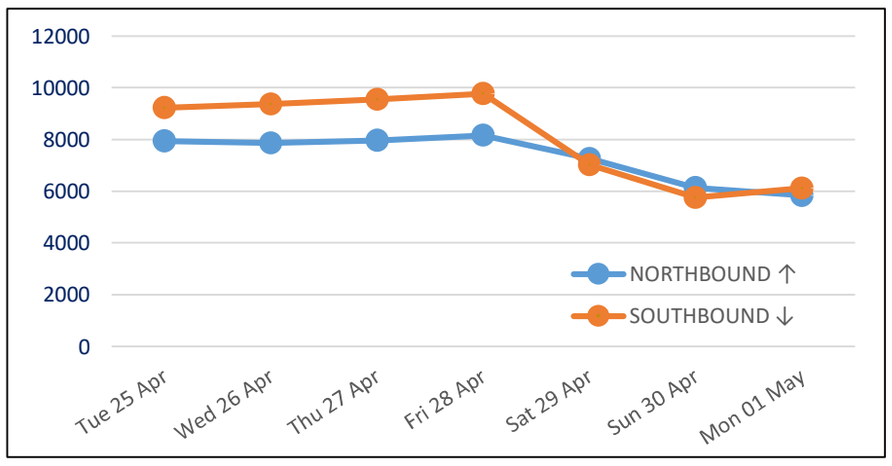

Total 24hr northbound (blue) and southbound (orange) traffic volumes over 7 consecutive days from all available data.

As can be expected, the lowest volumes were recorded on the Sunday, whilst the highest was on the Friday.

7-DAY AVERAGE CLASSES

NORTHBOUND 7-DAY AVG ↑

TIME	MOTOR CYCLES	CARS / LGV	OGV1	OGV2	PSV	TOTAL
0000	0.1	27.6	0.6	0.3	0.0	**28.6**
0100	0.3	13.0	0.1	0.0	0.0	**13.4**
0200	0.0	10.4	0.4	0.1	0.1	**11.1**
0300	0.0	16.3	0.1	0.0	0.1	**16.6**
0400	1.1	38.0	1.4	1.4	0.3	**42.3**
0500	1.9	111.1	3.0	2.1	0.0	**118.1**
0600	2.3	234.6	6.6	4.1	0.6	**248.1**
0700	2.7	410.9	11.1	4.6	1.3	**430.6**
0800	5.3	342.1	6.4	5.1	2.0	**361.0**
0900	5.0	536.7	12.1	9.7	2.3	**565.9**
1000	4.9	533.4	13.3	11.1	2.4	**565.1**
1100	4.3	534.4	12.4	8.9	2.1	**562.1**
1200	7.0	494.3	9.9	7.3	2.7	**521.1**
1300	7.1	497.7	9.9	8.0	2.9	**525.6**
1400	7.0	512.7	12.0	9.3	1.4	**542.4**
1500	8.1	510.0	10.1	8.7	1.4	**538.4**
1600	8.7	480.9	8.9	6.0	2.0	**506.4**
1700	4.7	439.0	4.1	4.1	1.3	**453.3**
1800	2.7	420.6	3.9	0.9	0.3	**428.3**
1900	3.0	301.7	2.9	1.3	0.0	**308.9**
2000	3.7	206.7	2.4	1.6	0.1	**214.6**
2100	1.1	142.1	1.7	0.3	0.0	**145.3**
2200	0.1	103.7	0.1	0.3	0.0	**104.3**
2300	0.1	54.4	0.6	0.6	0.0	**55.7**
12hr TTL	**67.6**	**5712.7**	**114.1**	**83.7**	**22.1**	**6000.3**
24hr TTL	**81.4**	**6972.4**	**134.1**	**95.9**	**23.4**	**7307.3**
	1%	95%	2%	1%	0%	

SOUTHBOUND 7-DAY AVG ↓

TIME	MOTOR CYCLES	CARS / LGV	OGV1	OGV2	PSV	TOTAL
0000	0.9	50.0	0.3	0.1	0.0	**51.3**
0100	0.4	25.4	0.9	0.4	0.0	**27.1**
0200	0.0	18.6	0.4	0.4	0.0	**19.4**
0300	0.0	17.0	1.1	0.0	0.1	**18.3**
0400	0.0	16.7	1.0	0.6	0.0	**18.3**
0500	0.4	42.7	1.7	0.7	0.0	**45.6**
0600	0.9	179.3	8.1	3.6	0.7	**192.6**
0700	2.4	389.4	12.4	8.1	0.7	**413.1**
0800	5.0	408.7	10.1	10.4	1.7	**436.0**
0900	6.6	498.4	13.3	7.9	2.1	**528.3**
1000	5.4	459.3	8.6	8.0	1.4	**482.7**
1100	7.6	534.0	11.1	7.3	1.1	**561.1**
1200	6.4	545.4	10.6	7.1	1.3	**570.9**
1300	6.9	553.1	10.0	7.3	1.3	**578.6**
1400	5.4	575.0	8.7	10.3	0.9	**600.3**
1500	6.1	645.1	7.4	7.9	1.4	**668.0**
1600	7.1	608.9	7.7	5.0	0.7	**629.4**
1700	5.3	582.4	2.1	3.3	0.1	**593.3**
1800	5.6	520.1	2.9	2.0	0.3	**530.9**
1900	4.6	379.6	2.3	2.3	0.3	**389.0**
2000	2.3	284.3	1.7	0.7	0.0	**289.0**
2100	1.3	227.7	0.6	0.9	0.0	**230.4**
2200	1.6	142.4	0.6	0.7	0.0	**145.3**
2300	0.3	93.1	0.1	1.1	0.0	**94.7**
12hr TTL	**69.9**	**6320.0**	**105.0**	**84.6**	**13.1**	**6592.6**
24hr TTL	**82.4**	**7796.9**	**123.9**	**96.1**	**14.3**	**8113.6**
	1%	96%	2%	1%	0%	

Average daily northbound and southbound volumes by class (condensed to the AQMA scheme), including 12hr totals for 0700-1900 and overall average percentages. Calculated from all available data over 7 days.

CYCLE PROVISION

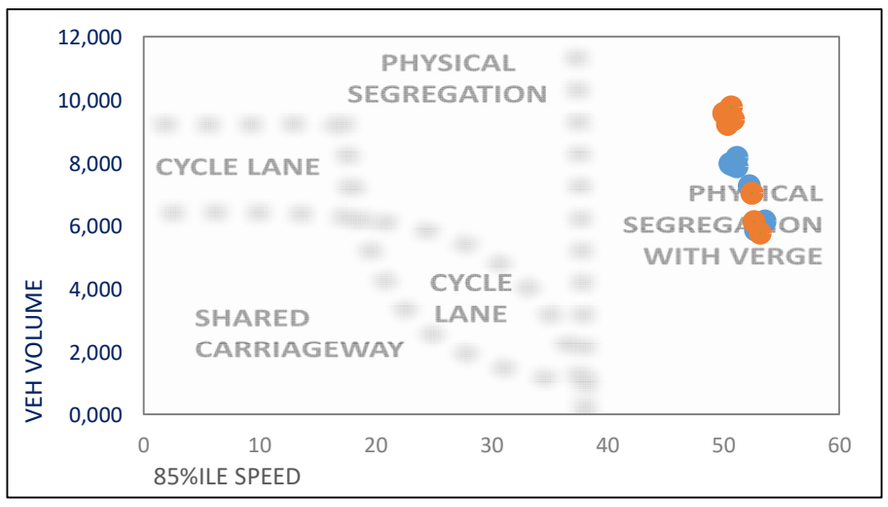

The diagram compares total daily traffic flow (vertical axis) against the average daily 85%ile speed (horizontal axis) to demonstrate cyclist and vulnerable user considerations.

The guidelines are based on the Sustrans Design Manual (Apr 2014); Understanding User Needs, part 2.

Valid 85%iles are required to plot the graph.

METHODOLOGY

Equipment & methodology

Automatic traffic counts are undertaken using a pair of pneumatic tubes installed securely across the carriageway, one metre apart, recording air pulses to determine vehicle speed, class and volume. The ATC equipment generally remains in place for a consecutive seven day period, and the data analysed post-survey.

In queuing conditions, the accuracy of ATC recording equipment will reduce as follows;

- 20 – 30mph: potential reduction of 9% accuracy in volume values
- 10 – 20mph: potential reduction of 26% accuracy in volume values
- 00 – 10mph: potential reduction of 39% accuracy in volume values

These figures are based on multiple ATC results compared against accepted reference values from resilient manual counts.

AADTs are calculated using the seasonal COBA methodology; DMRB Vol. 13, Pt 4:

Equipment damage & failure

Although checked intermittently the equipment remains unmanned for much of the duration of the survey, and can potentially be interfered with, vandalised, damaged or stolen and A-T-R cannot be held responsible for any periods where data has not been captured.

The equipment is located in accordance with the details provided by the client and A-T-R cannot be held responsible for the accuracy of the data or loss of equipment due to theft and vandalism.

Weather & environmental

Inclement conditions during winter months or outbreaks of unseasonable weather may affect survey data collection. This can result in distorted traffic flows or unusable data and should be considered prior to survey approval. Although forecast checks are made prior to the survey commencing, A-T-R cannot be held responsible for the forecast accuracy.

Roadworks & events

Where possible, roadworks checks are made 7 days before the survey commences. Additionally, influencing major local events are also monitored, covering the immediate vicinity of the surveys and any routes likely to affect the outcome of the survey.

CLASS	ABBREV.	DESCRIPTION	LENGTH	COBA
1	MC	Motorcycle	SHORT Up to 5.5m	N/A
2	SV	Cars, taxis, 4WD, vans		CAR & LGV
3	SVT	Class 2 plus trailer	MEDIUM 5.5m to 14.5m	
4	TB2	2 axle truck / bus		OGV1 & PSV
5	TB3	3 axle truck / bus		OGV1
6	T4	4 axle truck		OGV2
7	ART3	3 axle articulated	LONG 11.5m to 19.0m	
8	ART4	4 axle articulated		
9	ART5	5 axle articulated		
10	ART6	6+ axle articulated		

Vehicle classifications

Vehicles recorded by the ATC are placed into one of ten classes based on axle spacing and pattern. This scheme is based on the AustRoad 94 algorithm and modified for UK traffic, referred to as ARX. The table on the left aligns the ARX classifications with the COBA Chapter 8 (Vol 13, Sec 1) classifications.

Under adverse conditions the accuracy of ATC classifications will deteriorate and an appropriate link count should be used for validation.

Disclaimer

Although every attempt is made to achieve accuracy, A-T-R may not be held liable for errors of fact or interpretation.

DIR 1

PROJECT 35202 Ashford, Kent
SITE 35202-003
LOCATION GREAT CHART BYPASS
DIRECTION **NORTHBOUND ↑**
PSL 60mph

Tue 25 Apr

DAY 1	TOTAL	CLS 1	CLS 2	CLS 3	CLS 4	CLS 5	CLS 6	TIME	SPD1 0 10	SPD2 10 15	SPD3 15 20	SPD4 20 25	SPD5 25 30	SPD6 30 35	SPD7 35 40	SPD8 40 45	SPD9 45 50	SPD10 50 60	SPD11 60 70	SPD12 70 80	SPD13 80 90	SPD14 90 100	AVG	85%ile	PSL 60	PSL% 60	ACPO 63	ACPO% 63	DfT 74.5	DfT% 74.5
0000	4	0	4	0	0	0	0	0000	0	0	0	0	0	0	0	0	0	0	0	0	0	0	44.5 -		0	0.0	0	0.0	0	0.0
0015	7	0	7	0	0	0	0	0015	0	0	0	0	0	0	1	3	1	2	0	0	0	0	44.8 -		0	0.0	0	0.0	0	0.0
0030	1	0	1	0	0	0	0	0030	0	0	0	0	0	0	0	0	0	0	0	0	0	0	37.0 -		0	0.0	0	0.0	0	0.0
0045	2	0	2	0	0	0	0	0045	0	0	0	0	0	0	0	0	0	0	0	0	0	0	48.9 -		0	0.0	0	0.0	0	0.0
0100	4	0	3	1	0	0	0	0100	0	0	0	0	0	0	0	2	0	0	0	0	0	0	53.7 -		1	25.0	0	0.0	0	0.0
0115	1	0	1	0	0	0	0	0115	0	0	0	0	0	0	0	1	1	1	0	0	0	0	48.8 -		0	0.0	0	0.0	0	0.0
0130	2	0	2	0	0	0	0	0130	0	0	0	0	0	0	0	0	1	1	0	0	0	0	61.1 -		1	50.0	0	0.0	0	0.0
0145	4	0	4	0	0	0	0	0145	0	0	0	0	0	0	0	0	0	0	0	0	0	0	49.3 -		1	25.0	1	25.0	1	25.0
0200	2	0	2	1	1	0	0	0200	0	0	0	0	0	0	0	0	0	0	0	0	0	0	40.3 -		0	0.0	0	0.0	0	0.0
0215	3	0	3	0	0	0	0	0215	0	0	0	0	0	0	0	0	0	0	0	0	0	0	56.0 -		1	33.3	0	0.0	0	0.0
0230	2	0	2	0	0	0	0	0230	0	0	0	0	0	0	0	0	0	0	0	0	0	0	51.7 -		0	0.0	0	0.0	0	0.0
0245	3	0	2	1	0	0	0	0245	0	0	0	0	0	0	0	0	0	0	0	0	0	0	57.2 -		1	33.3	0	0.0	0	0.0
0300	0	0	0	0	0	0	0	0300	0	0	0	0	0	0	0	0	0	0	0	0	0	0	-		0	0.0	0	0.0	0	0.0
0315	1	0	1	0	0	0	0	0315	0	0	0	0	0	0	0	0	0	0	0	0	0	0	68.1 -		1	100.0	1	100.0	0	0.0
0330	5	0	4	1	0	0	0	0330	0	0	0	0	0	0	0	0	0	0	0	0	0	0	45.5 -		1	20.0	0	0.0	0	0.0
0345	6	0	5	1	0	0	0	0345	0	0	0	0	0	0	0	0	0	0	0	0	0	0	50.9 -		0	0.0	0	0.0	0	0.0
0400	11	0	8	2	1	0	0	0400	0	0	0	0	0	0	0	0	0	0	0	0	0	0	48.6	59.1	0	0.0	0	0.0	0	0.0
0415	7	0	7	0	0	0	0	0415	0	0	0	0	0	0	0	0	0	0	0	0	0	0	51.8 -		0	0.0	0	0.0	0	0.0
0430	14	1	8	4	1	0	0	0430	0	0	0	0	0	0	0	0	0	0	0	0	0	0	52.2	57.5	0	0.0	0	0.0	0	0.0
0445	23	1	19	2	1	0	0	0445	0	0	0	0	0	0	0	0	0	0	0	0	0	0	51.7	57.5	0	0.0	0	0.0	0	0.0
0500	28	1	20	7	0	0	0	0500	0	0	0	0	0	0	0	0	0	0	0	0	0	0	49.3	55.9	2	8.7	0	0.0	0	0.0
0515	40	0	38	11	1	0	0	0515	0	0	0	0	0	0	0	0	0	0	0	0	0	0	50.5	56.1	2	7.1	0	0.0	0	0.0
0530	45	0	38	7	0	0	0	0530	0	0	0	0	0	0	0	0	0	0	0	0	0	0	49.8	56.2	1	2.2	0	0.0	0	0.0
0545	57	0	44	10	2	0	0	0545	0	0	0	0	0	0	0	0	0	0	0	0	0	0	49.1	55.3	4	7.0	0	0.0	0	0.0
0600	62	0	52	8	2	0	0	0600	0	0	0	0	0	0	0	0	0	0	0	0	0	0	50.1	54.8	2	3.2	1	1.6	0	0.0
0615	81	1	61	14	3	2	0	0615	0	0	0	0	0	0	0	0	0	0	0	0	0	0	55.2	55.2	5	6.2	1	1.2	0	0.0
0630	108	1	80	17	7	1	0	0630	0	0	0	0	0	0	0	0	0	0	0	0	0	0	48.5	54.5	2	1.9	0	0.0	0	0.0
0645	136	0	114	19	3	0	0	0645	0	0	0	0	0	0	0	0	0	0	0	0	0	0	47.2	53.0	2	0.0	0	0.0	0	0.0
0700	169	2	136	19	8	1	0	0700	0	0	0	0	0	0	0	0	0	0	0	0	0	0	46.0	51.4	2	1.2	0	0.0	0	0.0
0715	180	0	156	21	3	0	0	0715	0	0	0	0	0	0	0	0	0	0	0	0	0	0	44.8	50.3	0	0.0	0	0.0	0	0.0
0730	167	0	135	25	4	2	1	0730	0	0	0	0	0	0	0	0	0	0	0	0	0	0	42.6	48.1	0	0.0	0	0.0	0	0.0
0745	91	0	79	7	2	1	1	0745	0	0	0	0	0	0	0	0	0	0	0	0	0	0	23.0	42.0	0	0.0	0	0.0	0	0.0
0800	86	3	81	2	0	0	0	0800	0	0	0	0	0	0	0	0	0	0	0	0	0	0	7.7	7.0	0	0.0	0	0.0	0	0.0
0815	77	2	70	2	1	0	0	0815	0	0	0	0	0	0	0	0	0	0	0	0	0	0	18.0	34.5	0	0.0	0	0.0	0	0.0
0830	80	2	70	5	0	0	0	0830	0	0	0	0	0	0	0	0	0	0	0	0	0	0	17.9	30.2	0	0.0	0	0.0	0	0.0
0845	102	3	79	14	3	2	1	0845	0	0	0	0	0	0	0	0	0	0	0	0	0	0	18.0	28.5	1	0.6	0	0.0	0	0.0
0900	162	0	126	26	4	4	1	0900	0	0	0	0	0	0	0	0	0	0	0	0	0	0	43.6	49.0	1	0.6	0	0.0	0	0.0
0915	160	0	125	23	8	3	1	0915	0	0	0	0	0	0	0	0	0	0	0	0	0	0	45.3	50.1	0	0.0	0	0.0	0	0.0
0930	170	2	139	21	5	3	0	0930	0	0	0	0	0	0	0	0	0	0	0	0	0	0	43.6	49.5	1	0.6	0	0.0	0	0.0
0945	147	1	111	22	10	3	0	0945	0	0	0	0	0	0	0	0	0	0	0	0	0	0	44.9	48.8	0	0.0	0	0.0	0	0.0
1000	143	2	107	18	5	2	0	1000	0	0	0	0	0	0	0	0	0	0	0	0	0	0	42.5	48.0	0	0.0	0	0.0	0	0.0
1015	117	2	95	15	3	0	0	1015	0	0	0	0	0	0	0	0	0	0	0	0	0	0	44.4	50.3	1	0.9	0	0.0	0	0.0
1030	153	1	117	20	5	6	4	1030	0	0	0	0	0	0	0	0	0	0	0	0	0	0	42.4	46.6	0	0.0	0	0.0	0	0.0
1045	129	1	102	21	5	5	0	1045	0	0	0	0	0	0	0	0	0	0	0	0	0	0	45.1	50.6	0	0.0	0	0.0	0	0.0
1100	124	1	99	20	2	2	0	1100	0	0	0	0	0	0	0	0	0	0	0	0	0	0	44.7	50.8	0	0.0	0	0.0	0	0.0
1115	160	0	131	18	8	3	0	1115	0	0	0	0	0	0	0	0	0	0	0	0	0	0	43.3	48.8	0	0.0	0	0.0	0	0.0
1130	142	1	115	18	2	3	3	1130	0	0	0	0	0	0	0	0	0	0	0	0	0	0	43.9	49.1	3	2.1	0	0.0	0	0.0
1145	168	1	118	15	3	1	0	1145	0	0	0	0	0	0	0	0	0	0	0	0	0	0	43.7	49.1	1	0.6	0	0.0	0	0.0
1200	139	1	118	15	1	3	1	1200	0	0	0	0	0	0	0	0	0	0	0	0	0	0	45.2	51.2	3	2.2	0	0.0	0	0.0
1215	137	1	113	18	4	1	0	1215	0	0	0	0	0	0	0	0	0	0	0	0	0	0	45.7	50.8	1	0.7	0	0.0	0	0.0
1230	110	0	88	16	4	1	1	1230	0	0	0	0	0	0	0	0	0	0	0	0	0	0	46.0	51.3	0	0.0	0	0.0	0	0.0
1245	150	4	116	20	7	2	1	1245	0	0	0	0	0	0	0	0	0	0	0	0	0	0	44.9	50.6	1	0.7	0	0.0	0	0.0
1300	137	0	117	10	3	7	0	1300	0	0	0	0	0	0	0	0	0	0	0	0	0	0	44.1	50.1	0	0.0	0	0.0	0	0.0
1315	130	1	104	18	2	5	0	1315	0	0	0	0	0	0	0	0	0	0	0	0	1	0	43.1	49.4	1	0.8	0	0.0	1	0.8
1330	134	4	103	13	3	10	1	1330	0	0	0	0	0	0	0	0	0	0	0	0	0	0	45.3	50.3	0	0.0	0	0.0	0	0.0
1345	130	2	102	21	2	1	1	1345	0	0	0	0	0	0	0	0	0	0	0	0	0	0	44.8	50.5	1	0.8	0	0.0	1	0.8
1400	122	1	93	16	7	4	1	1400	0	0	0	0	0	0	0	0	0	0	0	0	0	0	45.0	50.2	1	0.8	0	0.0	0	0.0
1415	143	1	122	10	6	4	0	1415	0	0	0	0	0	0	0	0	0	0	0	0	0	0	45.3	51.3	2	1.4	0	0.0	0	0.0
1430	163	2	124	27	5	5	0	1430	0	0	0	0	0	0	0	0	0	0	0	0	0	0	44.8	50.0	0	0.0	0	0.0	0	0.0
1445	184	2	143	27	4	7	1	1445	0	0	0	0	0	0	0	0	0	0	0	0	0	0	42.5	48.5	0	0.0	0	0.0	0	0.0
1500	167	1	126	20	8	10	2	1500	0	0	0	0	0	0	0	0	0	0	0	0	0	0	44.6	49.9	2	1.2	0	0.0	0	0.0
1515	189	1	157	16	6	9	0	1515	0	0	0	0	0	0	0	0	0	0	0	0	0	0	41.2	47.4	0	0.0	0	0.0	0	0.0
1530	130	4	111	12	2	2	0	1530	0	0	0	0	0	0	0	0	0	0	0	0	0	0	16.6	30.2	0	0.0	0	0.0	0	0.0
1545	142	1	96	20	0	2	1	1545	0	0	0	0	0	0	0	0	0	0	0	0	0	0	43.3	49.3	2	1.7	0	0.0	0	0.0
1600	142	1	117	16	5	2	1	1600	0	0	0	0	0	0	0	0	0	0	0	0	0	0	44.8	49.8	0	0.0	0	0.0	0	0.0
1615	126	1	106	14	4	1	0	1615	0	0	0	0	0	0	0	0	0	0	0	0	0	0	46.4	52.1	2	1.6	1	0.8	0	0.0
1630	155	1	126	22	3	2	1	1630	0	0	0	0	0	0	0	0	0	0	0	0	0	0	44.5	50.3	0	0.0	0	0.0	0	0.0
1645	145	0	123	15	4	3	0	1645	0	0	0	0	0	0	0	0	0	0	0	0	0	0	47.4	52.0	0	0.0	0	0.0	0	0.0
1700	162	2	120	35	0	4	1	1700	0	0	0	0	0	0	0	0	0	0	0	0	0	0	40.1	47.7	0	0.0	0	0.0	0	0.0
1715	63	1	60	0	0	0	0	1715	0	0	0	0	0	0	0	0	0	0	0	0	0	0	10.8	14.4	0	0.0	0	0.0	0	0.0
1730	76	2	69	2	1	1	1	1730	0	0	0	0	0	0	0	0	0	0	0	0	0	0	8.4	8.1	0	0.0	0	0.0	0	0.0
1745	144	1	127	12	1	3	0	1745	0	0	0	0	0	0	0	0	0	0	0	0	0	0	20.3	35.4	0	0.0	0	0.0	0	0.0
1800	135	1	127	5	2	0	0	1800	0	0	0	0	0	0	0	0	0	0	0	0	0	0	46.4	51.8	2	1.5	1	0.7	1	0.7
1815	130	0	116	13	1	0	0	1815	0	0	0	0	0	0	0	0	0	0	0	0	0	0	46.9	51.2	3	2.3	0	0.0	0	0.0
1830	119	0	107	10	2	0	0	1830	0	0	0	0	0	0	0	0	0	0	0	0	0	0	47.0	52.9	1	0.8	0	0.0	0	0.0
1845	88	0	76	9	1	0	0	1845	0	0	0	0	0	0	0	0	0	0	0	0	0	0	48.7	54.7	6	6.8	2	2.3	0	0.0
1900	78	0	70	7	1	0	0	1900	0	0	0	0	0	0	0	0	0	0	0	0	0	0	47.6	54.3	2	2.6	1	1.3	0	0.0
1915	85	2	75	8	0	0	0	1915	0	0	0	0	0	0	0	0	0	0	0	0	0	0	47.8	54.3	2	2.4	0	0.0	0	0.0
1930	61	0	58	3	0	0	0	1930	0	0	0	0	0	0	0	0	0	0	0	0	0	0	48.7	53.6	2	3.3	0	0.0	0	0.0
1945	67	0	64	3	0	0	0	1945	0	0	0	0	0	0	0	0	0	0	0	0	0	0	50.0	56.7	8	11.9	1	1.5	0	0.0
2000	77	0	68	5	2	0	0	2000	0	0	0	0	0	0	0	0	0	0	0	0	0	0	48.1	52.9	2	2.6	0	0.0	0	0.0
2015	62	0	57	5	0	0	0	2015	0	0	0	0	0	0	0	0	0	0	0	0	0	0	47.2	52.6	2	3.2	1	1.6	0	0.0
2030	46	0	42	3	1	0	0	2030	0	0	0	0	0	0	0	0	0	0	0	0	0	0	50.6	55.9	2	4.3	0	0.0	0	0.0
2045	52	0	45	2	0	0	0	2045	0	0	0	0	0	0	0	0	0	0	0	0	0	0	50.8	57.7	2	4.3	1	2.2	0	0.0
2100	34	0	26	7	1	0	0	2100	0	0	0	0	0	0	0	0	0	0	0	0	0	0	48.3	53.7	3	8.8	0	0.0	0	0.0
2115	43	0	38	4	1	0	0	2115	0	0	0	0	0	0	0	0	0	0	0	0	0	0	46.5	53.7	0	9.6	0	0.0	0	0.0
2130	42	0	39	2	1	0	0	2130	0	0	0	0	0	0	0	0	0	0	0	0	0	0	48.4	54.1	1	2.4	0	0.0	0	0.0
2145	20	0	19	1	0	0	0	2145	0	0	0	0	0	0	0	0	0	0	0	0	0	0	49.0	54.8	2	10.0	0	0.0	0	0.0
2200	27	0	23	3	1	0	0	2200	0	0	0	0	0	0	0	0	0	0	0	0	0	0	51.7	63.5	4	14.8	1	3.7	0	0.0
2215	18	0	17	1	0	0	0	2215	0	0	0	0	0	0	0	0	0	0	0	0	0	0	52.1	58.7	2	11.1	1	5.6	1	5.6
2230	24	0	22	2	0	0	0	2230	0	0	0	0	0	0	0	0	0	0	0	0	0	0	51.3	59.4	1	4.2	0	0.0	0	0.0
2245	12	0	9	3	0	0	0	2245	0	0	0	0	0	0	0	0	0	0	0	0	0	0	46.9	51.2	1	8.3	1	8.3	0	0.0
2300	5	0	4	1	0	0	0	2300	0	0	0	0	0	0	0	0	0	0	0	0	0	0	56.1 -		3	60.0	2	40.0	0	0.0
2315	12	0	9	2	0	0	0	2315	0	0	0	0	0	0	0	0	0	0	0	0	0	0	47.1	50.3	0	0.0	0	0.0	0	0.0
2330	5	0	5	0	0	0	0	2330	0	0	0	0	0	0	0	0	0	0	0	0	0	0	58.5 -		1	20.0	1	20.0	0	0.0
2345	7	0	5	1	0	0	1	2345	0	0	0	0	0	0	0	0	0	0	0	0	0	0	49.0 -		0	0.0	0	0.0	1	20.0
07-19	6497	59	5324	762	168	153	31	07-19	406	108	69	86	90	220	949	1975	1702	854	33	4	0	1	40.8	49.5	38	0.6	6	0.1	3	0.0
06-22	7551	63	6232	875	191	159	31	06-22	406	108	71	89	91	226	1008	2199	2068	1207	65	12	0	1	41.8	50.4	78	1.0	16	0.2	5	0.1
06-00	7661	63	6326	888	191	162	31	06-00	406	108	71	89	91	227	1013	2214	2099	1253	74	15	0	1	42.0	50.6	90	1.2	22	0.3	7	0.1
00-00	7933	66	6538	938	195	165	31	00-00	406	108	72	90	91	229	1020	2265	2178	1365	92	16	0	1	42.2	50.8	109	1.4	25	0.3	8	0.1

	DIR 1
ALL VEHICLES	TOTAL
Mcycles	CLASS 1
Cars, taxis, 4WD	CLASS 2
LGV	CLASS 3
OGV1	CLASS 4
OGV2	CLASS 5
PSV	CLASS 6
	TIME
0 - 10 mph	0-10mph
10 - 15 mph	10-15mph
15 - 20 mph	15-20mph
20 - 25 mph	20-25mph
25 - 30 mph	25-30mph
30 - 35 mph	30-35mph
35 - 40 mph	35-40mph
40 - 45 mph	40-45mph
45 - 50 mph	45-50mph
50 - 60 mph	50-60mph
60 - 70 mph	60-70mph
70 - 80 mph	70-80mph
80 - 90 mph	80-90mph
90 - 100 mph	90mph+
AVG SPD	AVG SPD
85%ile	85%ile
> 60mph	PSL SPEEDING
% > 60mph	PSL% SPEEDING
	ACPO SPEEDING
	ACPO% SPEEDING
	DfT SPEEDING
	DfT% SPEEDING

PROJECT 35202 Ashford, Kent
SITE 35202-003
LOCATION GREAT CHART BYPASS
DIRECTION **NORTHBOUND ↑**
PSL 60mph

DIR 1

Wed 26 Apr
DAY 2

	Total	Cls 1	Cls 2	Cls 3	Cls 4	Cls 5	Cls 6	Fix1	Time
ALL VEHICLES									
Mcycles									
Cars, taxis, 4WD									
LGV									
OGV1									
OGV2									
PSV									
TOTAL	6392	53	5305	747	155	103	29	07-19	06-22
CLASS 1	7463	68	6218	866	168	113	30	06-22	06-00
CLASS 2	7607	68	6341	884	169	115	30	06-00	00-00
CLASS 3	7865	74	6529	934	176	121	31	00-00	00-00
CLASS 4									
CLASS 5									
CLASS 6									
TIME									
0-10mph	373	120	120	99	111	111	27	07-19	06-22
10-15mph	373	120	120	99	111	111	27	06-22	06-00
15-20mph	373	120	120	99	111	111	27	06-00	00-00
20-25mph	373	120	120	99	111	112	27	00-00	00-00
25-30mph	244	786	1955	1699	839	43	3	0	0
30-35mph	255	850	2187	2018	1218	99	13	0	0
35-40mph	255	856	2211	2058	1272	116	15	1	0
40-45mph	258	868	2252	2138	1369	136	18	1	0
45-50mph									
50-60mph									
60-70mph									
70-80mph									
80-90mph									
90mph+									
AVG SPD									
85%ile									
PSL SPEEDING									
PSL% SPEEDING									
ACPO SPEEDING									
ACPO% SPEEDING									
DfT SPEEDING									
DfT% SPEEDING									

	Vbin 0 10	Vbin 10 15	Vbin 15 20	Vbin 20 25	Vbin 25 30	Vbin 30 35	Vbin 35 40	Vbin 40 45	Vbin 45 50	Vbin 50 60	Vbin 60 70	Vbin 70 80	Vbin 80 90	Vbin 90 100	Mean	Vcrp 85	jPSL 60	jPSL% 60	AcPcS 63	AcPcS% 63	DfT 69	DfT% 69	ACPO 74	ACPO% 74
ALL VEHICLES	0	0	0	0	0	0	0	0	0	0	0	0	0	0	46.6 -	0	0	0.0	0	0.0	0	0.0	0	0.0
Mcycles	0	0	0	0	0	0	0	0	0	0	0	0	0	0	39.9 -	0	0	0.0	0	0.0	0	0.0	0	0.0
Cars, taxis, 4WD	0	0	0	0	0	0	0	0	0	0	0	0	0	0	53.5 -	0	0	0.0	0	0.0	0	0.0	0	0.0
LGV	0	0	0	0	0	0	0	0	0	0	0	0	0	0	47.8 -	0	0	0.0	0	0.0	0	0.0	0	0.0
OGV1	0	0	0	0	0	0	0	0	0	0	0	0	0	0	44.5 -	0	0	0.0	0	0.0	0	0.0	0	0.0
OGV2	0	0	0	0	0	0	0	0	0	0	0	0	0	0	57.4 -	0	1	25.0	1	25.0	0	0.0	0	0.0
PSV	0	0	0	0	0	0	0	0	0	0	0	0	0	0	45.4 -	0	0	0.0	0	0.0	0	0.0	0	0.0
TOTAL	0	0	0	0	0	0	0	0	0	0	0	0	0	0	-	0	0	0.0	0	0.0	0	0.0	0	0.0
CLASS 1	0	0	0	0	0	0	0	0	0	0	0	0	0	0	44.9 -	0	0	0.0	0	0.0	0	0.0	0	0.0
CLASS 2	0	0	0	0	0	0	0	0	0	0	0	0	0	0	52.6 -	0	1	50.0	0	0.0	0	0.0	0	0.0
CLASS 3	0	0	0	0	0	0	0	0	0	0	0	0	0	0	41.3 -	0	0	0.0	0	0.0	0	0.0	0	0.0
CLASS 4	0	0	0	0	0	0	0	0	0	0	0	0	0	0	41.6 -	0	0	0.0	0	0.0	0	0.0	0	0.0
CLASS 5	0	0	0	0	0	0	0	0	0	0	0	0	0	0	56.7 -	0	1	33.3	0	0.0	0	0.0	0	0.0
CLASS 6	0	0	0	0	0	0	0	0	0	0	0	0	0	0	54.7 -	0	0	0.0	0	0.0	0	0.0	0	0.0
TIME																								
0-10mph	0	0	0	0	0	0	0	0	0	0	0	0	0	0	47.0 -	0	1	25.0	0	0.0	0	0.0	0	0.0
10-15mph	0	0	0	0	0	0	0	0	0	0	0	0	0	0	52.0 -	0	0	0.0	0	0.0	0	0.0	0	0.0
15-20mph	0	0	0	0	0	0	0	0	0	0	0	0	0	0	48.5 -	0	0	0.0	0	0.0	0	0.0	0	0.0
20-25mph	0	0	0	0	0	0	0	0	0	0	0	0	0	0	56.8	0	0	0.0	0	0.0	0	0.0	0	0.0
25-30mph	0	0	0	0	0	0	0	0	0	0	0	0	0	0	50.2	0	1	50.0	0	0.0	0	0.0	0	0.0
30-35mph	0	0	0	0	0	0	0	0	0	0	0	0	0	0	52.8	0	5	20.8	1	4.2	0	0.0	0	0.0
35-40mph	0	0	0	0	0	0	0	0	0	0	0	0	0	0	50.7	0	3	13.0	0	0.0	0	0.0	0	0.0
40-45mph	0	0	0	0	0	0	0	0	0	0	0	0	0	0	52.4	0	4	12.5	1	3.1	0	0.0	0	0.0
45-50mph	0	0	0	0	0	0	0	0	0	0	0	0	0	0	50.4	0	4	8.2	1	2.0	0	0.0	0	0.0
50-60mph	0	0	0	0	0	0	0	0	0	0	0	0	0	0	48.1	0	1	1.9	0	0.0	0	0.0	0	0.0
60-70mph	0	0	0	0	0	0	0	0	0	0	0	0	0	0	50.4	0	7	10.3	2	2.9	0	0.0	0	0.0
70-80mph	0	0	0	0	0	0	0	0	0	0	0	0	0	0	49.3	0	6	8.2	1	1.4	0	0.0	0	0.0
80-90mph	0	0	0	0	0	0	0	0	0	0	0	0	0	0	57.6	0	4	4.7	0	0.0	0	0.0	0	0.0
90mph+	0	0	0	0	0	0	0	0	0	0	0	0	0	0	48.2	0	5	3.6	0	0.0	0	0.0	0	0.0
AVG SPD	0	0	0	0	0	0	0	0	0	0	0	0	0	0	48.0	0	5	2.3	1	0.8	0	0.0	0	0.0
85%ile	0	0	0	0	0	0	0	0	0	0	0	0	0	0	52.9	0	3	1.5	0	0.0	0	0.0	0	0.0
PSL SPEEDING	0	0	0	0	0	0	0	0	0	0	0	0	0	0	46.1	0	1	0.8	0	0.0	0	0.0	0	0.0
PSL% SPEEDING	0	0	0	0	0	0	0	0	0	0	0	0	0	0	45.7	0	0	0.0	0	0.0	0	0.0	0	0.0
ACPO SPEEDING	0	0	0	0	0	0	0	0	0	0	0	0	0	0	45.0	0	0	0.0	0	0.0	0	0.0	0	0.0
ACPO% SPEEDING	0	0	0	0	0	0	0	0	0	0	0	0	0	0	46.3	0	1	0.9	0	0.0	0	0.0	0	0.0
DfT SPEEDING	0	0	0	0	0	0	0	0	0	0	0	0	0	0	44.8	0	1	0.7	0	0.0	0	0.0	0	0.0
DfT% SPEEDING	0	0	0	0	0	0	0	0	0	0	0	0	0	0	44.8	0	0	0.0	0	0.0	0	0.0	0	0.0

PROJECT 35202 Ashford, Kent
SITE 35202-003
LOCATION GREAT CHART BYPASS
DIRECTION **NORTHBOUND ↑**
PSL 60mph

DIR 1

Thu 27 Apr
DAY 3

	TOTAL	CLASS 1	CLASS 2	CLASS 3	CLASS 4	CLASS 5	CLASS 6
ALL VEHICLES							
Mcycles							
Cars, taxis, 4WD							
LGV							
OGV1							
OGV2							
PSV							

TIME	0-10mph	10-15mph	15-20mph	20-25mph	25-30mph	30-35mph	35-40mph	40-45mph	45-50mph	50-60mph	60-70mph	70-80mph	80-90mph	90mph+	AVG SPD	85%ile	PSL SPEEDING	PSL% SPEEDING	ACPO SPEEDING	ACPO% SPEEDING	DfT SPEEDING	DfT% SPEEDING
0000	0	0	0	0	0	0	0	0	0	0	0	0	0	0	0	0	0	0.0	0	0.0	0	0.0
0015	0	0	0	0	0	0	0	0	0	0	0	0	0	0	0	0	0	0.0	0	0.0	0	0.0
0030	0	0	0	0	0	0	0	0	0	0	0	0	0	0	0	0	0	0.0	0	0.0	0	0.0
0045	0	0	0	0	0	0	0	0	0	0	0	0	0	0	0	0	0	0.0	0	0.0	0	0.0
0100	0	0	0	0	0	0	0	0	0	0	0	0	0	0	0	0	0	0.0	0	0.0	0	0.0
0115	0	0	0	0	0	0	0	0	0	0	0	0	0	0	0	0	0	0.0	0	0.0	0	0.0
0130	0	0	0	0	0	0	0	0	0	0	0	0	0	0	0	0	0	0.0	0	0.0	0	0.0
0145	0	0	0	0	0	0	0	0	0	0	0	0	0	0	0	0	0	0.0	0	0.0	0	0.0
0200	0	0	0	0	0	0	0	0	0	0	0	0	0	0	0	0	0	0.0	0	0.0	0	0.0
0215	0	0	0	0	0	0	0	0	0	0	0	0	0	0	0	0	0	0.0	0	0.0	0	0.0
0230	0	0	0	0	0	0	0	0	0	0	0	0	0	0	0	0	0	0.0	0	0.0	0	0.0
0245	0	0	0	0	0	0	0	0	0	0	0	0	0	0	0	0	0	0.0	0	0.0	0	0.0
0300	0	0	0	0	0	0	0	0	0	0	0	0	0	0	0	0	0	0.0	0	0.0	0	0.0
0315	0	0	0	0	0	0	0	0	0	0	0	0	0	0	0	0	0	0.0	0	0.0	0	0.0
0330	0	0	0	0	0	0	0	0	0	0	0	0	0	0	0	0	0	0.0	0	0.0	0	0.0
0345	0	0	0	0	0	0	0	0	0	0	0	0	0	0	0	0	0	0.0	0	0.0	0	0.0
0400	0	0	0	0	0	0	0	0	0	0	0	0	0	0	0	0	0	0.0	0	0.0	0	0.0
0415	0	0	0	0	0	0	0	0	0	0	0	0	0	0	0	0	0	0.0	0	0.0	0	0.0
0430	0	0	0	0	0	0	0	0	0	0	0	0	0	0	0	0	0	0.0	0	0.0	0	0.0
0445	0	0	0	0	0	0	0	0	0	0	0	0	0	0	0	0	0	0.0	0	0.0	0	0.0
0500	0	0	0	0	0	0	0	0	0	0	0	0	0	0	0	0	0	0.0	0	0.0	0	0.0
0515	0	0	0	0	0	0	0	0	0	0	0	0	0	0	0	0	0	0.0	0	0.0	0	0.0
0530	0	0	0	0	0	0	0	0	0	0	0	0	0	0	0	0	0	0.0	0	0.0	0	0.0
0545	0	0	0	0	0	0	0	0	0	0	0	0	0	0	0	0	0	0.0	0	0.0	0	0.0
0600	0	0	0	0	0	0	0	0	0	0	0	0	0	0	0	0	0	0.0	0	0.0	0	0.0
0615	0	0	0	0	0	0	0	0	0	0	0	0	0	0	0	0	0	0.0	0	0.0	0	0.0
0630	0	0	0	0	0	0	0	0	0	0	0	0	0	0	0	0	0	0.0	0	0.0	0	0.0
0645	0	0	0	0	0	0	0	0	0	0	0	0	0	0	0	0	0	0.0	0	0.0	0	0.0
0700	0	0	0	0	0	0	0	0	0	0	0	0	0	0	0	0	0	0.0	0	0.0	0	0.0
0715	0	0	0	0	0	0	0	0	0	0	0	0	0	0	0	0	0	0.0	0	0.0	0	0.0
0730	0	0	0	0	0	0	0	0	0	0	0	0	0	0	0	0	0	0.0	0	0.0	0	0.0
0745	0	0	0	0	0	0	0	0	0	0	0	0	0	0	0	0	0	0.0	0	0.0	0	0.0
0800	0	0	0	0	0	0	0	0	0	0	0	0	0	0	0	0	0	0.0	0	0.0	0	0.0
0815	0	0	0	0	0	0	0	0	0	0	0	0	0	0	0	0	0	0.0	0	0.0	0	0.0
0830	0	0	0	0	0	0	0	0	0	0	0	0	0	0	0	0	0	0.0	0	0.0	0	0.0
0845	0	0	0	0	0	0	0	0	0	0	0	0	0	0	0	0	0	0.0	0	0.0	0	0.0
0900	0	0	0	0	0	0	0	0	0	0	0	0	0	0	0	0	0	0.0	0	0.0	0	0.0
0915	0	0	0	0	0	0	0	0	0	0	0	0	0	0	0	0	0	0.0	0	0.0	0	0.0
0930	0	0	0	0	0	0	0	0	0	0	0	0	0	0	0	0	0	0.0	0	0.0	0	0.0
0945	0	0	0	0	0	0	0	0	0	0	0	0	0	0	0	0	0	0.0	0	0.0	0	0.0
1000	0	0	0	0	0	0	0	0	0	0	0	0	0	0	0	0	0	0.0	0	0.0	0	0.0
1015	0	0	0	0	0	0	0	0	0	0	0	0	0	0	0	0	0	0.0	0	0.0	0	0.0
1030	0	0	0	0	0	0	0	0	0	0	0	0	0	0	0	0	0	0.0	0	0.0	0	0.0
1045	0	0	0	0	0	0	0	0	0	0	0	0	0	0	0	0	0	0.0	0	0.0	0	0.0
1100	0	0	0	0	0	0	0	0	0	0	0	0	0	0	0	0	0	0.0	0	0.0	0	0.0
1115	0	0	0	0	0	0	0	0	0	0	0	0	0	0	0	0	0	0.0	0	0.0	0	0.0
1130	0	0	0	0	0	0	0	0	0	0	0	0	0	0	0	0	0	0.0	0	0.0	0	0.0
1145	0	0	0	0	0	0	0	0	0	0	0	0	0	0	0	0	0	0.0	0	0.0	0	0.0
1200	0	0	0	0	0	0	0	0	0	0	0	0	0	0	0	0	0	0.0	0	0.0	0	0.0
1215	0	0	0	0	0	0	0	0	0	0	0	0	0	0	0	0	0	0.0	0	0.0	0	0.0
1230	0	0	0	0	0	0	0	0	0	0	0	0	0	0	0	0	0	0.0	0	0.0	0	0.0
1245	0	0	0	0	0	0	0	0	0	0	0	0	0	0	0	0	0	0.0	0	0.0	0	0.0
1300	0	0	0	0	0	0	0	0	0	0	0	0	0	0	0	0	0	0.0	0	0.0	0	0.0
1315	0	0	0	0	0	0	0	0	0	0	0	0	0	0	0	0	0	0.0	0	0.0	0	0.0
1330	0	0	0	0	0	0	0	0	0	0	0	0	0	0	0	0	0	0.0	0	0.0	0	0.0
1345	0	0	0	0	0	0	0	0	0	0	0	0	0	0	0	0	0	0.0	0	0.0	0	0.0
1400	0	0	0	0	0	0	0	0	0	0	0	0	0	0	0	0	0	0.0	0	0.0	0	0.0
1415	0	0	0	0	0	0	0	0	0	0	0	0	0	0	0	0	0	0.0	0	0.0	0	0.0
1430	0	0	0	0	0	0	0	0	0	0	0	0	0	0	0	0	0	0.0	0	0.0	0	0.0
1445	0	0	0	0	0	0	0	0	0	0	0	0	0	0	0	0	0	0.0	0	0.0	0	0.0
1500	0	0	0	0	0	0	0	0	0	0	0	0	0	0	0	0	0	0.0	0	0.0	0	0.0
1515	14	39	40	13	5	9	6	3	5	4	2	1	1	1	1	2	1	1.1	0	0.0	0	0.0
1530	59	0	0	6	6	0	0	0	0	0	0	0	0	0	0	0	0	0.0	0	0.0	0	0.0
1545	0	3	6	19	4	19	16	7	3	2	1	0	0	0	0	0	0	0.0	0	0.0	0	0.0
1600	45	1	1	4	0	7	6	3	2	1	0	0	0	0	0	0	0	0.0	0	0.0	0	0.0
1615	0	1	5	4	0	3	2	1	1	0	0	0	0	0	0	0	0	0.0	0	0.0	0	0.0
1630	0	0	1	0	0	0	0	0	0	0	0	0	0	0	0	0	0	0.0	0	0.0	0	0.0
1645	2	1	8	3	0	7	6	3	2	1	0	0	0	0	0	0	0	0.0	0	0.0	0	0.0
1700	57	26	2	1	0	3	2	1	0	0	0	0	0	0	0	0	0	0.0	0	0.0	0	0.0
1715	45	7	5	4	0	5	7	7	3	2	1	0	0	0	0	0	0	0.0	0	0.0	0	0.0
1730	0	0	2	5	0	5	7	7	3	2	1	0	0	0	0	0	0	0.0	0	0.0	0	0.0
1745	0	0	0	0	0	1	1	11	7	4	2	1	0	0	0	0	0	0.0	0	0.0	0	0.0
1800	0	0	0	0	0	0	1	15	4	2	1	0	0	0	0	0	0	0.0	0	0.0	0	0.0
1815	0	0	0	0	0	0	0	9	6	3	1	0	0	0	0	0	0	0.0	0	0.0	0	0.0
1830	0	0	0	0	0	0	0	8	8	3	1	0	0	0	0	0	0	0.0	0	0.0	0	0.0
1845	0	0	0	0	0	0	0	9	16	24	36	17	2	0	0	0	0	0.0	0	0.0	0	0.0
1900	0	0	0	0	0	0	0	33	40	23	8	4	0	0	0	0	0	0.0	0	0.0	0	0.0
1915	0	0	0	0	0	0	0	97	82	8	1	0	0	0	0	0	0	0.0	0	0.0	0	0.0
1930	0	0	0	0	0	0	0	55	85	10	1	0	0	0	0	0	0	0.0	0	0.0	0	0.0
1945	0	0	0	0	0	0	0	43	67	5	1	0	0	0	0	0	0	0.0	0	0.0	0	0.0
2000	0	0	0	0	0	0	0	41	58	4	1	0	0	0	0	0	0	0.0	0	0.0	0	0.0
2015	0	0	0	0	0	0	0	31	44	2	0	0	0	0	0	0	0	0.0	0	0.0	0	0.0
2030	0	0	0	0	0	0	0	38	43	2	0	0	0	0	0	0	0	0.0	0	0.0	0	0.0
2045	0	0	0	0	0	0	0	34	41	1	0	0	0	0	0	0	0	0.0	0	0.0	0	0.0
2100	0	0	0	0	0	0	0	42	42	1	0	0	0	0	0	0	0	0.0	0	0.0	0	0.0
2115	0	0	0	0	0	0	0	36	41	0	0	0	0	0	0	0	0	0.0	0	0.0	0	0.0
2130	0	0	0	0	0	0	0	26	27	0	0	0	0	0	0	0	0	0.0	0	0.0	0	0.0
2145	0	0	0	0	0	0	0	20	33	2	0	0	0	0	0	0	0	0.0	0	0.0	0	0.0
2200	0	0	0	0	0	0	0	20	22	1	0	0	0	0	0	0	0	0.0	0	0.0	0	0.0
2215	0	0	0	0	0	0	0	30	31	1	0	0	0	0	0	0	0	0.0	0	0.0	0	0.0
2230	0	0	0	0	0	0	0	20	23	0	0	0	0	0	0	0	0	0.0	0	0.0	0	0.0
2245	0	0	0	0	0	0	0	9	11	2	0	0	0	0	0	0	0	0.0	0	0.0	0	0.0
2300	0	0	0	0	0	0	0	10	12	0	0	0	0	0	0	0	0	0.0	0	0.0	0	0.0
2315	0	0	0	0	0	0	0	10	12	0	0	0	0	0	0	0	0	0.0	0	0.0	0	0.0
2330	0	0	0	0	0	0	0	10	11	0	0	0	0	0	0	0	0	0.0	0	0.0	0	0.0
2345	0	0	0	0	0	0	0	3	5	2	0	0	0	0	0	0	0	0.0	0	0.0	0	0.0
07-19	222	81	61	42	42	66	69	69	69	69	69	69	69	69	69	69	69	0.0	0	0.0	0	0.0
06-22	222	81	62	42	69	69	69	69	69	69	69	69	69	69	69	69	69	0.0	0	0.0	0	0.0
06-00	222	81	62	42	69	69	69	69	69	69	69	69	69	69	69	69	69	0.0	0	0.0	0	0.0
00-00	222	81	63	42	69	69	69	69	69	69	69	69	69	69	69	69	69	0.0	0	0.0	0	0.0

Time	Cls 1	Cls 2	Cls 3	Cls 4	Cls 5	Cls 6	Fxd 1	Total	Vbin 0 10	Vbin 10 15	Vbin 15 20	Vbin 20 25	Vbin 25 30	Vbin 30 35	Vbin 35 40	Vbin 40 45	Vbin 45 50	Vbin 50 60	Vbin 60 70	Vbin 70 80	Vbin 80 90	Vbin 90 100	Mean	85p	PSL 60	PSL% 60	PSL1 69	PSL1% 69	PSL2 75	PSL2% 75	DfT 82	DfT% 82
0000	9	7	2	0	0	0	0	9	0	0	0	0	0	0	0	0	0	0	0	0	0	0	51.9 -	1	1	11.1	0	0.0	0	0.0	0	0.0
0015	3	2	0	0	1	0	0	8	0	0	0	0	0	0	0	0	0	0	0	0	0	0	50.6 -	0	0	0.0	0	0.0	0	0.0	0	0.0
0030	0	7	1	0	0	0	0	8	0	0	0	0	0	0	0	0	0	0	0	0	0	0	52.6 -	1	1	12.5	0	0.0	0	0.0	0	0.0
0045	0	0	0	0	0	0	0	0	0	0	0	0	0	0	0	0	0	0	0	0	0	0	-	0	0	-	0	0.0	0	0.0	0	0.0
0100	4	2	2	0	0	0	0	4	0	0	0	0	0	0	0	0	0	0	0	0	0	0	49.3 -	1	1	25.0	0	0.0	0	0.0	0	0.0
0115	1	0	1	0	0	0	0	2	0	0	0	0	0	0	0	0	0	0	0	0	0	0	49.7 -	0	0	0.0	0	0.0	0	0.0	0	0.0
0130	3	2	1	0	0	0	0	6	0	0	0	0	0	0	0	0	0	0	0	0	0	0	62.6 -	0	1	33.3	1	33.3	1	33.3	0	0.0
0145	3	2	0	0	0	0	0	5	0	0	0	0	0	0	0	0	0	0	0	0	0	0	49.1 -	0	0	0.0	0	0.0	0	0.0	0	0.0
0200	2	2	0	0	0	0	0	4	0	0	0	0	0	0	0	0	0	0	0	0	0	0	54.6 -	0	0	0.0	0	0.0	0	0.0	0	0.0
0215	2	2	0	0	1	0	0	5	0	0	0	0	0	0	0	0	0	0	0	0	0	0	51.9 -	0	1	33.3	0	0.0	0	0.0	0	0.0
0230	3	2	0	0	0	0	0	5	0	0	0	0	0	0	0	0	0	0	0	0	0	0	50.4 -	0	0	0.0	0	0.0	0	0.0	0	0.0
0245	4	2	2	0	1	0	0	9	0	0	0	0	0	0	0	0	0	0	0	0	0	0	55.8 -	0	1	33.3	0	0.0	0	0.0	0	0.0
0300	5	2	0	0	0	0	0	7	0	0	0	0	0	0	0	0	0	0	0	0	0	0	47.4 -	0	0	0.0	0	0.0	0	0.0	0	0.0
0315	3	5	0	0	0	0	0	8	0	0	0	0	0	0	0	0	0	0	0	0	0	0	52.2 -	0	0	0.0	0	0.0	0	0.0	0	0.0
0330	8	4	4	0	0	0	0	16	0	0	0	0	0	0	0	0	0	0	0	0	0	0	49.9 -	0	0	0.0	0	0.0	0	0.0	0	0.0
0345	8	4	4	0	0	0	0	16	0	0	0	0	0	0	0	0	0	0	0	0	0	0	47.7 -	0	0	0.0	0	0.0	0	0.0	0	0.0
0400	8	7	1	1	0	0	0	17	0	0	0	0	0	0	0	0	0	0	0	0	0	0	51.8 -	0	0	0.0	0	0.0	0	0.0	0	0.0
0415	12	9	2	0	1	0	0	24	0	0	0	0	0	0	0	0	0	0	0	0	0	0	49.3 -	0	0	0.0	0	0.0	0	0.0	0	0.0
0430	19	14	3	1	0	0	0	37	0	0	0	0	0	0	0	0	0	0	0	0	0	0	52.4	0	3	25.0	0	0.0	0	0.0	0	0.0
0445	30	21	6	1	1	0	0	59	0	0	0	0	0	0	0	0	0	0	0	0	0	0	54.4	4	4	21.1	1	5.3	0	0.0	0	0.0
0500	43	31	9	3	0	0	0	86	0	0	0	0	0	0	0	0	0	0	0	0	0	0	61.3	10	10	10.0	3	3.3	0	0.0	0	0.0
0515	47	37	8	2	0	0	0	94	0	0	0	0	0	0	0	0	0	0	0	0	0	0	59.7	5	11	11.6	1	2.3	0	0.0	0	0.0
0530	47	38	8	0	0	0	0	93	0	0	0	0	0	0	0	0	0	0	0	0	0	0	56.3	1	1	2.1	1	2.1	1	2.1	1	2.1
0545	60	51	8	0	1	0	0	120	0	0	0	0	0	0	0	0	0	0	0	0	0	0	56.1	3	5	6.4	0	0.0	0	0.0	0	0.0
0600	76	59	12	2	3	0	0	152	0	0	0	0	0	0	0	0	0	0	0	0	0	0	54.7	4	4	5.3	2	2.6	0	0.0	0	0.0
0615	71	16	2	0	0	0	0	90	0	0	0	0	0	0	0	0	0	0	0	0	0	0	54.0	3	3	5.0	1	1.1	0	0.0	0	0.0
0630	115	13	1	1	0	0	0	130	0	0	0	0	0	0	0	0	0	0	0	0	0	0	46.7	1	1	1.1	1	1.1	1	1.1	1	1.1
0645	142	116	17	5	3	1	0	284	0	0	0	0	0	0	0	0	0	0	0	0	0	0	46.8	3	3	2.3	1	0.8	0	0.0	0	0.0
0700	174	148	15	7	2	0	0	346	0	0	0	0	0	0	0	0	0	0	0	0	0	0	45.2	0	0	0.0	0	0.0	0	0.0	0	0.0
0715	174	148	15	7	2	0	0	346	0	0	0	0	0	0	0	0	0	0	0	0	0	0	47.1	1	1	0.6	1	0.6	1	0.6	0	0.0
0730	167	141	22	2	1	0	0	333	0	0	0	0	0	0	0	0	0	0	0	0	0	0	45.4	1	0	0.0	0	0.0	0	0.0	0	0.0
0745	149	122	17	4	5	1	0	298	0	0	0	0	0	0	0	0	0	0	0	0	0	0	42.8	47.5	0	0.0	0	0.0	0	0.0	0	0.0
0800	108	87	11	4	5	0	0	215	0	0	0	0	0	0	0	0	0	0	0	0	0	0	45.8	53.1	2	1.9	0	0.0	0	0.0	0	0.0
0815	97	79	14	2	1	1	0	194	0	0	0	0	0	0	0	0	0	0	0	0	0	0	45.2	50.3	0	0.0	0	0.0	0	0.0	0	0.0
0830	98	88	8	2	0	0	0	196	0	0	0	0	0	0	0	0	0	0	0	0

PROJECT 35202 Ashford, Kent
SITE 35202-003
LOCATION GREAT CHART BYPASS
DIRECTION **NORTHBOUND ↑**
PSL 60mph

DIR 1

Fri 28 Apr
DAY 4

Time	Total	Cls 1	Cls 2	Cls 3	Cls 4	Cls 5	Cls 6	Fxd 1	Time	Vbin 0	Vbin 10	Vbin 15	Vbin 20	Vbin 25	Vbin 30	Vbin 35	Vbin 40	Vbin 45	Vbin 50	Vbin 60	Vbin 70	Vbin 80	Vbin 90	Mean	V85	JPSL 60	JPSL% 60	PSL1 69	PSL1% 69	PSL2 75	PSL2% 75	DfT 82	DfT% 82
0000	8	0	6	2	0	0	0	0000	0000	0	0	0	0	0	0	0	0	0	0	0	0	0	0	50.1 -	0	0	0.0	0	0.0	0	0.0	0	0.0
0015	7	0	4	3	0	0	0	0015	0015	0	0	0	0	0	0	0	0	0	0	0	0	0	0	52.3 -	1	1	14.3	1	14.3	0	0.0	0	0.0
0030	4	0	4	0	0	0	0	0030	0030	0	0	0	0	0	0	0	0	0	0	0	0	0	0	54.2 -	1	1	25.0	0	0.0	0	0.0	0	0.0
0045	5	0	4	1	0	0	0	0045	0045	0	0	0	0	0	0	0	0	0	0	0	0	0	0	51.3 -	0	0	0.0	0	0.0	0	0.0	0	0.0
0100	0	0	0	0	0	0	0	0100	0100	0	0	0	0	0	0	0	0	0	0	0	0	0	0	-	0	0	0.0	0	0.0	0	0.0	0	0.0
0115	4	0	4	0	0	0	0	0115	0115	0	0	0	0	0	0	0	0	0	0	0	0	0	0	55.9 -	1	1	25.0	0	0.0	0	0.0	0	0.0
0130	1	0	1	0	0	0	0	0130	0130	0	0	0	0	0	0	0	0	0	0	0	0	0	0	56.3 -	0	0	0.0	0	0.0	0	0.0	0	0.0
0145	3	0	3	0	0	0	0	0145	0145	0	0	0	0	0	0	0	0	0	0	0	0	0	0	52.0 -	2	2	50.0	0	0.0	0	0.0	0	0.0
0200	0	0	0	0	0	0	0	0200	0200	0	0	0	0	0	0	0	0	0	0	0	0	0	0	-	0	0	0.0	0	0.0	0	0.0	0	0.0
0215	4	0	2	0	0	0	0	0215	0215	0	0	0	0	0	0	0	0	0	0	0	0	0	0	47.5 -	1	1	25.0	0	0.0	0	0.0	0	0.0
0230	0	0	0	0	0	0	0	0230	0230	0	0	0	0	0	0	0	0	0	0	0	0	0	0	-	0	0	0.0	0	0.0	0	0.0	0	0.0
0245	3	0	2	1	0	0	0	0245	0245	0	0	0	0	0	0	0	0	0	0	0	0	0	0	47.8 -	0	0	0.0	0	0.0	0	0.0	0	0.0
0300	0	0	0	0	0	0	0	0300	0300	0	0	0	0	0	0	0	0	0	0	0	0	0	0	-	0	0	0.0	0	0.0	0	0.0	0	0.0
0315	5	0	2	1	0	0	0	0315	0315	0	0	0	0	0	0	0	0	0	0	0	0	0	0	47.5 -	0	0	0.0	0	0.0	0	0.0	0	0.0
0330	6	0	5	1	0	0	0	0330	0330	0	0	0	0	0	0	0	0	0	0	0	0	0	0	48.0 -	0	0	0.0	0	0.0	0	0.0	0	0.0
0345	5	0	4	1	0	0	0	0345	0345	0	0	0	0	0	0	0	0	0	0	0	0	0	0	54.8 -	0	0	0.0	0	0.0	0	0.0	0	0.0
0400	9	0	6	2	0	0	0	0400	0400	0	0	0	0	0	0	0	0	0	0	0	0	0	0	52.3 -	0	0	0.0	0	0.0	0	0.0	0	0.0
0415	8	0	6	1	1	0	0	0415	0415	0	0	0	0	0	0	0	0	0	0	0	0	0	0	47.1 -	0	0	0.0	0	0.0	0	0.0	0	0.0
0430	9	0	6	2	1	0	0	0430	0430	0	0	0	0	0	0	0	0	0	0	0	0	0	0	49.4 -	1	1	11.1	0	0.0	0	0.0	0	0.0
0445	28	0	22	5	0	0	0	0445	0445	0	0	0	0	0	0	0	0	0	0	0	0	0	0	51.3	3	3	10.7	0	0.0	0	0.0	0	0.0
0500	31	1	19	10	1	0	0	0500	0500	0	0	0	0	0	0	0	0	0	0	0	0	0	0	51.0	4	4	12.9	1	3.2	0	0.0	1	3.2
0515	35	0	27	4	3	0	0	0515	0515	0	0	0	0	0	0	0	0	0	0	0	0	0	0	59.3	4	4	11.4	0	0.0	0	0.0	0	0.0
0530	46	1	38	7	0	0	0	0530	0530	0	0	0	0	0	0	0	0	0	0	0	0	0	0	58.5	3	3	6.5	0	0.0	0	0.0	0	0.0
0545	48	0	34	7	1	0	0	0545	0545	0	0	0	0	0	0	0	0	0	0	0	0	0	0	57.8	3	3	4.2	0	0.0	0	0.0	0	0.0
0600	66	0	53	9	2	0	0	0600	0600	0	0	0	0	0	0	0	0	0	0	0	0	0	0	53.9	2	2	3.0	0	0.0	0	0.0	0	0.0
0615	67	0	53	8	3	2	1	0615	0615	0	0	0	0	0	0	0	0	0	0	0	0	0	0	56.0	5	5	7.6	0	0.0	0	0.0	0	0.0
0630	96	2	68	21	4	1	0	0630	0630	0	0	0	0	0	0	0	0	0	0	0	0	0	0	52.7	2	2	3.0	0	0.0	0	0.0	0	0.0
0645	115	0	99	11	1	3	1	0645	0645	0	0	0	0	0	0	0	0	0	0	0	0	0	0	46.8	1	1	1.0	0	0.0	0	0.0	0	0.0
0700	144	0	114	27	2	1	0	0700	0700	0	0	0	0	0	0	0	0	0	0	0	0	0	0	53.4	2	2	1.7	0	0.0	0	0.0	0	0.0
0715	153	3	123	23	3	1	0	0715	0715	0	0	0	0	0	0	0	0	0	0	0	0	0	0	47.5	1	1	0.7	0	0.0	0	0.0	0	0.0
0730	164	0	127	28	8	1	0	0730	0730	0	0	0	0	0	0	0	0	0	0	0	0	0	0	46.0	0	0	0.0	0	0.0	0	0.0	0	0.0
0745	124	1	100	12	7	1	3	0745	0745	0	0	0	0	0	0	0	0	0	0	0	0	0	0	46.3	1	1	0.7	0	0.0	0	0.0	0	0.0
0800	91	0	73	13	2	1	2	0800	0800	0	0	0	0	0	0	0	0	0	0	0	0	0	0	45.3	0	0	0.0	0	0.0	0	0.0	0	0.0
0815	72	2	58	8	1	1	2	0815	0815	0	0	0	0	0	0	0	0	0	0	0	0	0	0	37.3	4	4	5.5	0	0.0	0	0.0	0	0.0
0830	95	3	84	6	1	1	0	0830	0830	0	0	0	0	0	0	0	0	0	0	0	0	0	0	48.2	0	0	0.0	0	0.0	0	0.0	0	0.0
0845	94	2	77	8	4	2	0	0845	0845	0	0	0	0	0	0	0	0	0	0	0	0	0	0	35.1	0	0	0.0	0	0.0	0	0.0	0	0.0
0900	156	2	135	11	2	3	0	0900	0900	0	0	0	0	0	0	0	0	0	0	0	0	0	0	36.9	0	0	0.0	0	0.0	0	0.0	0	0.0
0915	154	2	120	24	5	3	0	0915	0915	0	0	0	0	0	0	0	0	0	0	0	0	0	0	47.5	1	1	0.6	0	0.0	0	0.0	0	0.0
0930	120	1	93	14	6	6	0	0930	0930	0	0	0	0	0	0	0	0	0	0	0	0	0	0	50.3	0	0	0.0	0	0.0	0	0.0	0	0.0
0945	142	2	108	27	1	4	0	0945	0945	0	0	0	0	0	0	0	0	0	0	0	0	0	0	50.8	1	1	0.7	0	0.0	0	0.0	0	0.0
1000	146	2	115	17	8	4	0	1000	1000	0	0	0	0	0	0	0	0	0	0	0	0	0	0	50.6	1	1	0.7	0	0.0	0	0.0	0	0.0
1015	131	1	102	19	6	3	0	1015	1015	0	0	0	0	0	0	0	0	0	0	0	0	0	0	44.8	2	2	1.5	0	0.0	0	0.0	0	0.0
1030	138	1	105	16	3	3	1	1030	1030	0	0	0	0	0	0	0	0	0	0	0	0	0	0	45.7	3	3	2.2	0	0.0	0	0.0	0	0.0
1045	129	1	112	18	5	4	0	1045	1045	0	0	0	0	0	0	0	0	0	0	0	0	0	0	45.5	1	1	0.8	0	0.0	0	0.0	0	0.0
1100	140	1	117	19	3	4	0	1100	1100	0	0	0	0	0	0	0	0	0	0	0	0	0	0	43.3	0	0	0.0	0	0.0	0	0.0	0	0.0
1115	150	1	122	17	4	1	0	1115	1115	0	0	0	0	0	0	0	0	0	0	0	0	0	0	44.8	1	1	0.7	0	0.0	0	0.0	0	0.0
1130	122	2	94	17	4	1	0	1130	1130	0	0	0	0	0	0	0	0	0	0	0	0	0	0	44.1	0	0	0.0	0	0.0	0	0.0	0	0.0
1145	170	1	141	21	3	5	1	1145	1145	0	0	0	0	0	0	0	0	0	0	0	0	0	0	44.9	1	1	0.6	0	0.0	0	0.0	0	0.0
1200	145	0	119	20	3	2	1	1200	1200	0	0	0	0	0	0	0	0	0	0	0	0	0	0	44.9	0	0	0.0	0	0.0	0	0.0	0	0.0
1215	141	1	116	22	1	1	0	1215	1215	0	0	0	0	0	0	0	0	0	0	0	0	0	0	50.2	1	1	0.7	0	0.0	0	0.0	0	0.0
1230	142	0	122	12	4	4	0	1230	1230	0	0	0	0	0	0	0	0	0	0	0	0	0	0	50.7	1	1	0.7	0	0.0	0	0.0	0	0.0
1245	135	3	116	8	5	3	0	1245	1245	0	0	0	0	0	0	0	0	0	0	0	0	0	0	43.1	0	0	0.0	0	0.0	0	0.0	0	0.0
1300	156	0	131	18	5	2	0	1300	1300	0	0	0	0	0	0	0	0	0	0	0	0	0	0	49.6	2	2	1.4	0	0.0	0	0.0	0	0.0
1315	169	1	147	12	6	1	2	1315	1315	0	0	0	0	0	0	0	0	0	0	0	0	0	0	45.4	1	1	0.7	0	0.0	0	0.0	0	0.0
1330	158	3	133	14	4	2	1	1330	1330	0	0	0	0	0	0	0	0	0	0	0	0	0	0	44.6	1	1	0.7	0	0.0	0	0.0	0	0.0
1345	148	0	125	15	5	2	1	1345	1345	0	0	0	0	0	0	0	0	0	0	0	0	0	0	46.0	1	1	0.6	0	0.0	0	0.0	0	0.0
1400	147	0	120	19	2	5	1	1400	1400	0	0	0	0	0	0	0	0	0	0	0	0	0	0	45.2	0	0	0.0	0	0.0	0	0.0	0	0.0
1415	146	2	112	23	5	3	0	1415	1415	0	0	0	0	0	0	0	0	0	0	0	0	0	0	43.9	0	0	0.0	0	0.0	0	0.0	0	0.0
1430	149	0	127	17	1	4	0	1430	1430	0	0	0	0	0	0	0	0	0	0	0	0	0	0	49.1	0	0	0.0	0	0.0	0	0.0	0	0.0
1445	176	2	145	22	4	3	0	1445	1445	0	0	0	0	0	0	0	0	0	0	0	0	0	0	45.6	1	1	0.7	0	0.0	0	0.0	0	0.0
1500	175	0	147	23	0	4	1	1500	1500	0	0	0	0	0	0	0	0	0	0	0	0	0	0	45.7	0	0	0.0	0	0.0	0	0.0	0	0.0
1515	146	1	137	5	2	1	1	1515	1515	0	0	0	0	0	0	0	0	0	0	0	0	0	0	45.6	1	1	0.7	0	0.0	0	0.0	0	0.0
1530	92	2	87	2	0	1	0	1530	1530	0	0	0	0	0	0	0	0	0	0	0	0	0	0	45.4	0	0	0.0	0	0.0	0	0.0	0	0.0
1545	107	0	91	9	3	3	1	1545	1545	0	0	0	0	0	0	0	0	0	0	0	0	0	0	45.3	0	0	0.0	0	0.0	0	0.0	0	0.0
1600	130	3	109	12	3	2	1	1600	1600	0	0	0	0	0	0	0	0	0	0	0	0	0	0	45.8	0	0	0.0	0	0.0	0	0.0	0	0.0
1615	128	1	109	15	0	3	0	1615	1615	0	0	0	0	0	0	0	0	0	0	0	0	0	0	45.3	0	0	0.0	0	0.0	0	0.0	0	0.0
1630	128	1	97	10	5	3	2	1630	1630	0	0	0	0	0	0	0	0	0	0	0	0	0	0	45.4	0	0	0.0	0	0.0	0	0.0	0	0.0
1645	164	3	141	17	1	2	0	1645	1645	0	0	0	0	0	0	0	0	0	0	0	0	0	0	45.8	0	0	0.0	0	0.0	0	0.0	0	0.0
1700	147	0	129	16	0	2	0	1700	1700	0	0	0	0	0	0	0	0	0	0	0	0	0	0	45.9	0	0	0.0	0	0.0	0	0.0	0	0.0
1715	120	0	98	15	2	4	1	1715	1715	0	0	0	0	0	0	0	0	0	0	0	0	0	0	45.6	1	1	0.8	0	0.0	0	0.0	0	0.0
1730	128	0	111	15	1	1	0	1730	1730	0	0	0	0	0	0	0	0	0	0	0	0	0	0	45.7	3	3	2.3	0	0.0	0	0.0	0	0.0
1745	136	0	108	24	3	1	0	1745	1745	0	0	0	0	0	0	0	0	0	0	0	0	0	0	49.1	3	2	2.2	0	0.0	0	0.0	0	0.0
1800	139	2	125	11	1	0	0	1800	1800	0	0	0	0	0	0	0	0	0	0	0	0	0	0	46.8	2	1	1.4	0	0.0	0	0.0	0	0.0
1815	137	1	125	8	2	1	0	1815	1815	0	0	0	0	0	0	0	0	0	0	0	0	0	0	44.3	1	1	0.7	0	0.0	0	0.0	0	0.0
1830	127	0	117	9	1	0	0	1830	1830	0	0	0	0	0	0	0	0	0	0	0	0	0	0	46.8	1	1	0.8	0	0.0	0	0.0	0	0.0
1845	103	0	91	11	1	0	0	1845	1845	0	0	0	0	0	0	0	0	0	0	0	0	0	0	49.4	5	5	4.9	1	1.0	0	0.0	1	1.0
1900	107	2	92	11	1	0	0	1900	1900	0	0	0	0	0	0	0	0	0	0	0	0	0	0	47.8	5	4	4.7	0	0.0	0	0.0	0	0.0
1915	87	2	79	5	1	0	0	1915	1915	0	0	0	0	0	0	0	0	0	0	0	0	0	0	47.9	3	3	3.4	1	1.1	0	0.0	0	0.0
1930	100	2	90	5	1	2	0	1930	1930	0	0	0	0	0	0	0	0	0	0	0	0	0	0	46.1	4	4	4.0	1	1.0	1	1.0	2	2.0
1945	73	0	65	7	1	0	0	1945	1945	0	0	0	0	0	0	0	0	0	0	0	0	0	0	56.0	3	3	4.1	1	1.4	1	1.4	1	1.4
2000	65	1	55	8	1	0	0	2000	2000	0	0	0	0	0	0	0	0	0	0	0	0	0	0	51.0	1	1	1.5	0	0.0	0	0.0	0	0.0
2015	64	2	50	10	1	0	1	2015	2015	0	0	0	0	0	0	0	0	0	0	0	0	0	0	48.2	2	2	3.1	1	1.6	1	1.6	1	1.6
2030	56	2	49	3	2	0	0	2030	2030	0	0	0	0	0	0	0	0	0	0	0	0	0	0	54.0	3	3	5.4	0	0.0	0	0.0	0	0.0
2045	40	0	37	2	0	0	0	2045	2045	0	0	0	0	0	0	0	0	0	0	0	0	0	0	54.9	1	1	2.5	0	0.0	0	0.0	0	0.0
2100	43	0	39	4	0	0	0	2100	2100	0	0	0	0	0	0	0	0	0	0	0	0	0	0	56.9	11	11	6.6	0	0.0	0	0.0	0	0.0
2115	51	0	45	6	0	0	0	2115	2115	0	0	0	0	0	0	0	0	0	0	0	0	0	0	57.9	19	19	10.0	0	0.0	0	0.0	0	0.0
2130	38	1	35	1	1	0	0	2130	2130	0	0	0	0	0	0	0	0	0	0	0	0	0	0	53.6	34	34	19.1	0	0.0	0	0.0	0	0.0
2145	35	0	30	5	0	0	0	2145	2145	0	0	0	0	0	0	0	0	0	0	0	0	0	0	52.2	1	1	1.1	0	0.0	0	0.0	0	0.0
2200	44	0	41	2	1	0	0	2200	2200	0	0	0	0	0	0	0	0	0	0	0	0	0	0	47.9	21	21	7.8	0	0.0	0	0.0	0	0.0
2215	34	0	31	3	0	0	0	2215	2215	0	0	0	0	0	0	0	0	0	0	0	0	0	0	46.2	9	9	6.1	0	0.0	0	0.0	0	0.0
2230	41	0	36	5	0	0	0	2230	2230	0	0	0	0	0	0	0	0	0	0	0	0	0	0	45.6	0	0	0.0	0	0.0	0	0.0	0	0.0
2245	27	0	24	3	0	0	0	2245	2245	0	0	0	0	0	0	0	0	0	0	0	0	0	0	45.7	0	0	0.0	0	0.0	0	0.0	0	0.0
2300	21	0	16	4	1	0	0	2300	2300	0	0	0	0	0	0	0	0	0	0	0	0	0	0	48.0	9	9	7.8	0	0.0	0	0.0	0	0.0
2315	29	0	28	1	0	0	0	2315	2315	0	0	0	0	0	0	0	0	0	0	0	0	0	0	48.6	57.7	57.7	8.1	0	0.0	0	0.0	0	0.0
2330	25	0	23	2	0	0	0	2330	2330	0	0	0	0	0	0	0	0	0	0	0	0	0	0	51.9	61.6	61.6	6.9	0	0.0	0	0.0	0	0.0
2345	21	0	19	2	0	0	0	2345	2345	0	0	0	0	0	0	0	0	0	0	0	0	0	0	51.7	60.2	60.2	4.0	0	0.0	0	0.0	0	0.0
07-19	6543	52	5442	749	156	115	29	07-19	06-22	324	116	88	84	97	195	731	2027	1927	907	38	7	2	0	41.7	49.9	47	0.7	9	0.1	5	0.1
06-22	7646	66	6381	865	173	130	31	06-00	00-00	324	116	88	85	101	225	800	2233	2302	1272	82	14	6	0	42.7	50.8	102	1.3	23	0.3	10	0.1
06-00	7888	66	6599	887	175	130	31			324	116	88	85	101	228	816	2256	2383	1360	107	18	6	0	42.9	51.1	131	1.7	28	0.4	11	0.1
00-00	8157	71	6797	934	187	136	32			324	116	89	85	101	230	830	2303	2456	1471	127	19	6	0	43.1	51.2	152	1.9	30	0.4	12	0.1

ALL VEHICLES	TOTAL
Mcycles	CLASS 1
Cars, taxis, 4WD	CLASS 2
LGV	CLASS 3
OGV1	CLASS 4
OGV2	CLASS 5
PSV	CLASS 6
	TIME
0 - 10 mph	0-10mph
10 - 15 mph	10-15mph
15 - 20 mph	15-20mph
20 - 25 mph	20-25mph
25 - 30 mph	25-30mph
30 - 35 mph	30-35mph
35 - 40 mph	35-40mph
40 - 45 mph	40-45mph
45 - 50 mph	45-50mph
50 - 60 mph	50-60mph
60 - 70 mph	60-70mph
70 - 80 mph	70-80mph
80 - 90 mph	80-90mph
90 - 100 mph	90mph+
AVG SPD	AVG SPD
85%ile	85%ile
> 60mph	PSL SPEEDING
% > 60mph	PSL% SPEEDING
	ACPO SPEEDING

PROJECT 35202 Ashford, Kent
SITE 35202-003
LOCATION GREAT CHART BYPASS
DIRECTION **NORTHBOUND ↑**
PSL 60mph

Sat 29 Apr
DAY 5

Time	Total	Cls 1	Cls 2	Cls 3	Cls 4	Cls 5	Cls 6	Fxd 1	Time
0000	18	0	15	2	1	0	0	0	0000
0015	15	0	14	1	0	0	0	0	0015
0030	12	0	11	0	1	0	0	0	0030
0045	7	1	5	1	0	0	0	0	0045
0100	1	0	1	0	0	0	0	0	0100
0115	8	0	8	0	0	0	0	0	0115
0130	3	0	3	0	0	0	0	0	0130
0145	4	0	4	0	0	0	0	0	0145
0200	4	0	4	0	0	0	0	0	0200
0215	2	0	2	0	0	0	0	0	0215
0230	6	0	4	1	1	0	0	0	0230
0245	5	0	5	0	0	0	0	0	0245
0300	6	0	5	1	0	0	0	0	0300
0315	0	0	0	0	0	0	0	0	0315
0330	4	0	4	0	0	0	0	0	0330
0345	9	0	7	2	0	0	0	0	0345
0400	2	0	2	0	0	0	0	0	0400
0415	5	0	3	2	0	0	0	0	0415
0430	12	0	11	1	0	0	0	0	0430
0445	13	0	10	1	1	1	0	0	0445
0500	12	0	6	2	1	3	0	0	0500
0515	13	0	9	2	1	1	0	0	0515
0530	18	0	12	5	1	0	0	0	0530
0545	22	1	17	3	1	0	0	0	0545
0600	23	0	19	2	2	0	0	0	0600
0615	25	0	22	1	2	0	0	0	0615
0630	25	0	22	0	1	2	0	0	0630
0645	43	0	34	6	3	0	0	0	0645
0700	64	0	53	8	2	1	0	0	0700
0715	67	0	61	2	3	1	0	0	0715
0730	80	2	62	15	1	0	0	0	0730
0745	84	0	74	8	1	1	0	0	0745
0800	96	0	84	10	1	1	0	0	0800
0815	126	0	103	14	5	2	2	0	0815
0830	124	0	101	21	2	0	0	0	0830
0845	135	0	120	14	0	1	0	0	0845
0900	133	1	113	18	1	0	0	0	0900
0915	133	0	121	8	3	1	0	0	0915
0930	159	2	134	21	0	2	0	0	0930
0945	163	1	144	15	3	0	0	0	0945
1000	172	1	154	13	3	1	0	0	1000
1015	144	2	122	16	2	2	0	0	1015
1030	124	3	113	5	0	3	0	0	1030
1045	133	4	114	11	1	2	0	0	1045
1100	164	3	143	16	0	2	0	0	1100
1115	93	1	81	6	1	2	2	0	1115
1130	158	1	149	7	0	0	1	0	1130
1145	150	0	140	4	2	3	1	0	1145
1200	103	5	92	3	0	1	2	0	1200
1215	115	2	100	4	2	5	2	0	1215
1230	144	5	119	16	1	3	0	0	1230
1245	127	1	112	8	1	2	3	0	1245
1300	131	0	105	23	1	2	0	0	1300
1315	114	2	96	14	1	1	0	0	1315
1330	133	0	110	13	2	0	0	0	1330
1345	156	8	132	13	2	1	0	0	1345
1400	123	2	107	14	0	0	0	0	1400
1415	109	3	94	9	2	1	0	0	1415
1430	117	2	104	8	1	0	0	0	1430
1445	151	1	133	15	1	0	1	0	1445
1500	116	6	96	12	2	0	0	0	1500
1515	155	3	140	7	4	1	0	0	1515
1530	136	2	121	11	1	1	0	0	1530
1545	159	3	141	12	2	1	0	0	1545
1600	113	1	103	8	1	0	0	0	1600
1615	117	2	99	15	0	1	0	0	1615
1630	150	2	134	11	2	1	0	0	1630
1645	135	2	122	10	0	0	1	0	1645
1700	109	2	100	7	0	0	0	0	1700
1715	109	3	96	8	2	0	0	0	1715
1730	122	1	113	7	1	0	0	0	1730
1745	122	4	109	6	2	1	0	0	1745
1800	101	0	91	8	1	0	0	0	1800
1815	94	0	87	7	0	0	0	0	1815
1830	105	1	98	6	0	0	0	0	1830
1845	85	1	77	6	1	0	0	0	1845
1900	102	1	91	10	0	0	0	0	1900
1915	75	1	68	4	2	0	0	0	1915
1930	80	0	72	7	0	0	0	0	1930
1945	73	1	65	7	0	0	0	0	1945
2000	69	1	57	10	1	0	0	0	2000
2015	51	1	45	5	0	0	0	0	2015
2030	65	2	56	4	2	1	0	0	2030
2045	61	0	52	9	0	0	0	0	2045
2100	42	1	36	5	0	0	0	0	2100
2115	41	2	35	4	0	0	0	0	2115
2130	35	1	32	1	1	0	0	0	2130
2145	46	0	40	6	0	0	0	0	2145
2200	38	0	34	4	0	0	0	0	2200
2215	42	0	39	3	0	0	0	0	2215
2230	33	0	27	6	0	0	0	0	2230
2245	32	1	30	1	0	0	0	0	2245
2300	24	1	22	1	0	0	0	0	2300
2315	28	0	22	6	0	0	0	0	2315
2330	25	0	20	0	0	0	0	0	2330
2345	20	0	20	0	0	0	0	0	2345
07-19	5953	85	5230	510	62	45	21	618	07-19
06-22	6812	97	5976	591	76	51	21	618	06-22
06-00	7054	99	6194	613	76	51	21	618	06-00
00-00	7255	102	6353	640	83	56	21	618	00-00

Time	Vbin 0 10	Vbin 10 15	Vbin 15 20	Vbin 20 25	Vbin 25 30	Vbin 30 35	Vbin 35 40	Vbin 40 45	Vbin 45 50	Vbin 50 60	Vbin 60 70	Vbin 70 80	Vbin 80 90	Vbin 90 100	Mean 85	Vcrp 85	jPSL 60	jPSL% 60	PSL% 68	ACPO 68	ACPO% 68	PSL% 75	DfT 75	DfT% 75
0000	0	0	0	0	0	0	2	5	4	3	3	1	0	0	50.4	63.8	4	22.2	1	0	0.0	1	5.6	0.0
0015	0	0	0	0	0	0	2	0	3	9	1	0	0	0	52.2	59.0	1	6.7	0	0	0.0	0	0.0	0.0
0030	0	0	0	0	0	0	0	2	0	10	0	0	0	0	52.6	58.4	0	0.0	0	0	0.0	0	0.0	0.0
0045	0	0	0	0	0	0	2	1	3	1	0	0	0	0	44.7	-	0	0.0	0	0	0.0	0	0.0	0.0
0100	0	0	0	0	0	0	0	0	1	0	0	0	0	0	49.3	-	0	0.0	0	0	0.0	0	0.0	0.0
0115	0	0	0	0	0	0	1	1	1	5	0	0	0	0	47.9	-	0	0.0	0	0	0.0	0	0.0	0.0
0130	0	0	0	0	0	0	1	1	1	0	1	0	0	0	52.4	-	1	33.3	0	0	0.0	0	0.0	0.0
0145	0	0	0	0	0	0	1	1	2	0	1	0	0	0	45.3	-	0	0.0	0	0	0.0	0	0.0	0.0
0200	0	0	0	0	0	0	0	1	1	0	1	0	0	0	52.2	-	1	25.0	0	0	0.0	0	0.0	0.0
0215	0	0	0	0	0	0	0	0	0	0	2	0	0	0	66.8	-	2	100.0	0	0	0.0	0	0.0	0.0
0230	0	0	0	0	0	0	2	2	1	1	0	0	0	0	43.3	-	0	0.0	0	0	0.0	0	0.0	0.0
0245	0	0	0	0	0	0	0	0	0	4	1	1	0	0	54.5	-	1	20.0	0	0	0.0	0	0.0	0.0
0300	0	0	0	0	0	0	0	2	1	1	0	0	0	0	50.9	-	1	16.7	0	0	0.0	0	0.0	0.0
0315	0	0	0	0	0	0	0	0	0	0	0	0	0	0	-	-	0	0.0	0	0	0.0	0	0.0	0.0
0330	0	0	0	0	0	0	1	1	2	0	0	0	0	0	51.5	-	0	0.0	0	0	0.0	0	0.0	0.0
0345	0	0	0	0	0	0	0	0	2	6	0	0	1	0	54.2	-	1	11.1	1	1	11.1	1	11.1	0.0
0400	0	0	0	0	0	0	1	1	0	1	0	0	0	0	47.5	-	0	0.0	0	0	0.0	0	0.0	0.0
0415	0	0	0	0	0	0	1	1	0	3	1	0	0	0	54.2	-	1	20.0	0	0	0.0	0	0.0	0.0
0430	0	0	0	0	0	0	2	1	3	5	2	0	0	0	52.5	63.9	2	16.7	0	0	0.0	0	0.0	0.0
0445	0	0	0	0	0	0	1	1	1	6	2	0	0	0	52.4	63.2	2	16.7	0	0	0.0	0	0.0	0.0
0500	0	0	0	0	0	0	2	1	1	4	2	0	0	0	48.0	62.0	0	0.0	0	0	0.0	0	0.0	0.0
0515	0	0	0	0	0	0	1	3	3	6	2	0	0	0	50.6	55.8	1	7.7	0	0	0.0	0	0.0	0.0
0530	0	0	0	0	0	0	1	3	3	11	0	0	0	0	50.6	58.4	0	0.0	0	0	0.0	0	0.0	0.0
0545	0	0	0	0	0	0	3	3	4	16	2	1	0	0	51.2	59.3	3	13.6	1	0	4.5	1	4.5	0.0
0600	0	0	0	0	0	0	1	4	4	16	1	0	0	0	50.6	55.0	1	4.0	0	0	0.0	0	0.0	0.0
0615	0	0	0	0	0	0	1	0	6	15	2	1	0	0	53.0	57.6	3	12.0	1	0	4.0	1	4.0	0.0
0630	0	0	0	0	0	1	1	1	7	11	2	0	0	0	49.6	55.0	2	7.7	0	0	0.0	0	0.0	0.0
0645	0	0	0	0	0	2	6	13	22	21	0	1	0	0	50.2	56.5	1	2.3	1	1	2.3	0	0.0	0.0
0700	0	0	0	0	0	0	11	28	22	2	0	0	0	0	49.6	56.6	2	3.1	1	1	1.6	0	0.0	0.0
0715	0	0	0	0	0	0	9	28	30	0	0	0	0	0	49.7	54.7	0	0.0	0	0	0.0	0	0.0	0.0
0730	0	0	1	0	0	0	7	25	28	17	2	0	0	0	46.8	52.9	2	2.5	0	0	0.0	0	0.0	0.0
0745	0	0	2	0	0	0	20	29	33	2	0	0	0	0	48.9	54.2	2	2.4	0	0	0.0	0	0.0	0.0
0800	0	0	0	0	0	0	10	17	34	32	3	0	0	0	48.1	54.3	3	3.1	0	0	0.0	0	0.0	0.0
0815	0	0	4	0	0	0	40	35	25	2	0	0	0	0	45.3	51.7	2	1.6	0	0	0.0	0	0.0	0.0
0830	0	0	2	0	0	0	14	37	44	26	1	0	0	0	45.9	51.8	1	0.8	0	0	0.0	0	0.0	0.0
0845	0	0	0	0	0	0	6	29	60	35	4	0	1	0	48.1	52.0	5	3.7	0	0	0.0	1	0.7	0.0
0900	0	0	1	0	0	0	7	46	58	18	3	0	0	0	46.3	50.1	3	2.3	0	0	0.0	0	0.0	0.0
0915	0	0	0	0	0	0	16	31	42	42	1	1	0	0	47.2	52.5	2	1.5	1	0	0.8	0	0.0	0.0
0930	0	0	0	0	0	0	7	64	60	26	2	0	0	0	46.3	50.6	2	1.3	0	0	0.0	0	0.0	0.0
0945	0	0	1	0	0	0	8	47	70	37	0	0	0	0	47.0	51.7	0	0.0	0	0	0.0	0	0.0	0.0
1000	0	0	6	0	0	0	37	48	52	28	0	0	0	0	44.3	50.3	0	0.0	0	0	0.0	0	0.0	0.0
1015	0	0	9	0	0	0	13	22	18	9	1	0	0	0	28.5	46.1	1	0.7	0	0	0.0	0	0.0	0.0
1030	0	0	16	1	0	0	3	3	1	2	0	0	0	0	15.1	29.1	0	0.0	0	0	0.0	0	0.0	0.0
1045	0	0	3	0	0	0	7	14	51	25	3	0	0	0	10.9	15.7	0	0.0	0	0	0.0	0	0.0	0.0
1100	0	0	12	3	4	0	14	61	42	29	0	0	0	0	44.9	50.6	0	0.0	0	0	0.0	0	0.0	0.0
1115	0	0	18	32	24	10	2	2	4	33	60	36	2	0	47.7	52.0	2	1.5	0	0	0.0	0	0.0	0.0
1130	0	0	3	2	2	0	2	6	26	33	19	4	1	0	47.8	52.7	5	4.6	0	0	0.0	0	0.0	0.0
1145	0	0	2	1	1	0	4	12	13	8	14	0	0	0	46.8	52.9	3	2.5	1	0	0.8	1	0.8	0.0
1200	0	0	4	4	0	0	15	38	41	25	1	0	0	0	46.8	53.2	6	4.9	3	2	2.5	0	0.0	0.8
1215	0	0	8	14	39	25	29	3	2	0	0	0	0	0	45.8	51.9	1	1.0	0	0	0.0	1	0.8	0.0
1230	0	0	3	17	24	33	23	3	1	0	0	0	0	0	48.4	54.4	6	6.4	3	3	3.2	1	1.1	0.0
1245	0	0	7	25	34	22	4	1	1	0	0	0	0	0	49.3	54.7	7	6.7	1	0	1.0	0	0.0	0.0
1300	0	0	5	20	37	36	6	1	0	0	0	0	0	0	48.7	54.8	5	5.9	0	0	0.0	0	0.0	0.0
1315	0	0	8	23	32	26	5	0	0	0	0	0	0	0	47.6	52.6	2	2.7	1	1	1.3	0	0.0	0.0
1330	0	0	4	19	23	27	1	1	0	0	0	0	0	0	48.7	56.7	2	2.7	1	1	1.3	0	0.0	0.0
1345	0	0	2	8	17	24	3	1	0	0	0	0	0	0	47.6	54.3	4	5.0	1	1	1.3	1	1.3	0.0
1400	0	0	1	3	13	25	20	10	1	0	0	0	0	0	50.3	60.3	11	15.1	1	0	1.4	0	0.0	0.0
1415	0	0	2	1	4	14	20	26	4	0	0	0	0	0	49.0	55.1	4	5.8	0	0	0.0	0	0.0	0.0
1430	0	0	1	1	2	7	13	25	25	14	8	0	0	0	49.9	56.2	3	5.9	1	0	2.0	0	0.0	0.0
1445	0	0	3	2	2	1	18	22	14	8	0	0	0	0	48.8	55.9	8	12.3	1	0	1.5	0	0.0	0.0
1500	0	0	1	0	1	0	12	16	23	0	0	0	0	0	47.8	53.4	0	0.0	0	0	0.0	0	0.0	0.0
1515	0	0	1	0	1	1	12	12	14	2	1	0	0	0	49.7	55.7	3	7.1	2	0	4.8	1	2.4	0.0
1530	0	0	1	1	5	5	6	15	18	3	0	0	0	0	51.8	58.6	4	9.8	1	0	2.4	0	0.0	0.0
1545	0	0	1	5	17	7	12	11	11	4	1	0	0	0	50.5	55.8	2	5.7	0	0	0.0	0	0.0	0.0
1600	0	0	7	7	11	12	14	13	6	6	0	0	0	0	47.7	54.3	1	2.6	0	0	0.0	1	2.2	0.0
1615	0	0	2	6	12	10	10	1	0	1	0	0	1	0	51.9	62.8	7	16.7	2	0	4.8	1	2.4	0.0
1630	0	0	3	7	7	1	5	6	4	1	0	0	0	0	48.1	55.5	1	3.0	0	0	0.0	0	0.0	0.0
1645	0	0	1	3	2	1	2	6	15	6	1	0	0	0	52.4	60.4	5	15.6	2	0	6.3	1	3.1	0.0
1700	0	0	3	4	5	10	4	10	4	0	1	0	0	0	51.4	59.0	4	14.3	0	0	0.0	0	0.0	0.0
1715	0	0	1	1	1	2	7	9	2	0	0	0	0	0	51.1	56.9	2	10.0	0	0	0.0	0	0.0	0.0
1730	86	165	467	1361	1699	1062	105	10	3	2	40.1	51.3	121	2.0	21	0.4	8	0.1	0	0	0.0	0	0.0	0.0
1745	88	174	514	1539	1958	1370	151	19	3	2	41.2	52.0	176	2.6	33	0.5	12	0.2	0	0	0.0	0	0.0	0.0
1800	88	174	531	1575	2034	1459	172	20	4	3	41.6	52.1	200	2.8	38	0.5	15	0.2	0	0	0.0	0	0.0	0.0
1815	88	178	544	1607	2075	1547	192	23	4	3	41.8	52.3	223	3.1	43	0.6	16	0.2	0	0	0.0	0	0.0	0.0

DIR 1

ALL VEHICLES	TOTAL	
Mcycles	CLASS 1	
Cars, taxis, 4WD	CLASS 2	
LGV	CLASS 3	
OGV1	CLASS 4	
OGV2	CLASS 5	
PSV	CLASS 6	
	TIME	
0 - 10 mph	0-10mph	
10 - 15 mph	10-15mph	
15 - 20 mph	15-20mph	
20 - 25 mph	20-25mph	
25 - 30 mph	25-30mph	
30 - 35 mph	30-35mph	
35 - 40 mph	35-40mph	
40 - 45 mph	40-45mph	
45 - 50 mph	45-50mph	
50 - 60 mph	50-60mph	
60 - 70 mph	60-70mph	
70 - 80 mph	70-80mph	
80 - 90 mph	80-90mph	
90 - 100 mph	90mph+	
AVG SPD	AVG SPD	
85%ile	85%ile	
> 60mph	PSL SPEEDING	
% > 60mph	PSL% SPEEDING	
	ACPO SPEEDING	
	ACPO% SPEEDING	
	DfT SPEEDING	
	DfT% SPEEDING	

PROJECT 35202 Ashford, Kent
SITE 35202-003
LOCATION GREAT CHART BYPASS
DIRECTION **NORTHBOUND ↑**
PSL 60mph

DIR 1

	TOTAL	CLASS 1	CLASS 2	CLASS 3	CLASS 4	CLASS 5	CLASS 6
ALL VEHICLES							
Mcycles							
Cars, taxis, 4WD							
LGV							
OGV1							
OGV2							
PSV							
0 - 10 mph							
10 - 15 mph							
15 - 20 mph							
20 - 25 mph							
25 - 30 mph							
30 - 35 mph							
35 - 40 mph							
40 - 45 mph							
45 - 50 mph							
50 - 60 mph							
60 - 70 mph							
70 - 80 mph							
80 - 90 mph							
90 - 100 mph							
AVG SPD							
85%ile							
> 60mph							
% > 60mph							

Sun 30 Apr

DAY 6

Time	Total	Cls 1	Cls 2	Cls 3	Cls 4	Cls 5	Cls 6	Fxd 1	Time
0000	19	0	15	4	0	0	0	0000	0000
0015	17	0	16	0	1	0	0	0015	0015
0030	5	0	3	2	0	0	0	0030	0030
0045	13	0	13	0	0	0	0	0045	0045
0100	13	0	10	3	0	0	0	0100	0100
0115	5	0	5	1	0	0	0	0115	0115
0130	7	0	6	1	0	0	0	0130	0130
0145	5	0	3	2	0	0	0	0145	0145
0200	4	0	4	0	0	0	0	0200	0200
0215	2	0	2	0	0	0	0	0215	0215
0230	5	0	3	2	0	0	0	0230	0230
0245	2	0	2	0	0	0	0	0245	0245
0300	2	0	2	0	0	0	0	0300	0300
0315	6	0	5	1	0	0	0	0315	0315
0330	2	0	1	1	0	0	0	0330	0330
0345	5	0	4	1	0	0	0	0345	0345
0400	4	0	3	1	0	0	0	0400	0400
0415	4	0	3	1	0	0	0	0415	0415
0430	4	0	3	1	0	0	0	0430	0430
0445	7	0	6	1	0	0	0	0445	0445
0500	8	0	8	0	0	0	0	0500	0500
0515	8	0	8	0	0	0	0	0515	0515
0530	14	0	12	2	0	0	0	0530	0530
0545	20	0	16	3	1	0	0	0545	0545
0600	20	2	16	2	0	0	0	0600	0600
0615	9	2	7	0	0	0	0	0615	0615
0630	19	0	16	3	0	0	0	0630	0630
0645	20	0	17	3	0	0	0	0645	0645
0700	26	0	23	3	0	0	0	0700	0700
0715	31	0	28	3	0	0	0	0715	0715
0730	43	1	38	4	0	0	0	0730	0730
0745	52	2	44	4	0	0	0	0745	0745
0800	52	0	45	7	0	0	0	0800	0800
0815	46	1	41	4	0	0	0	0815	0815
0830	66	2	55	8	1	0	0	0830	0830
0845	96	4	81	11	0	0	0	0845	0845
0900	79	3	74	0	2	0	0	0900	0900
0915	95	2	83	10	0	0	0	0915	0915
0930	129	0	116	12	1	0	0	0930	0930
0945	135	4	123	8	0	0	0	0945	0945
1000	128	1	119	8	0	0	0	1000	1000
1015	168	4	151	11	2	0	0	1015	1015
1030	166	1	148	15	0	2	0	1030	1030
1045	157	0	143	11	1	2	0	1045	1045
1100	151	6	126	16	2	1	0	1100	1100
1115	154	1	143	7	2	1	0	1115	1115
1130	134	2	117	13	1	1	0	1130	1130
1145	144	1	133	9	1	0	0	1145	1145
1200	117	2	108	6	1	0	0	1200	1200
1215	129	3	111	14	1	0	0	1215	1215
1230	135	3	121	10	0	1	0	1230	1230
1245	157	4	140	11	1	0	0	1245	1245
1300	127	1	112	13	1	0	0	1300	1300
1315	115	5	100	10	0	0	0	1315	1315
1330	102	1	90	10	1	0	0	1330	1330
1345	134	5	113	15	0	0	0	1345	1345
1400	117	2	101	11	1	2	0	1400	1400
1415	111	3	99	7	0	0	0	1415	1415
1430	119	0	108	11	0	0	0	1430	1430
1445	97	3	84	10	0	0	0	1445	1445
1500	110	3	97	6	3	1	0	1500	1500
1515	111	3	100	8	0	0	0	1515	1515
1530	112	1	96	11	2	2	0	1530	1530
1545	106	0	92	10	0	1	3	1545	1545
1600	106	3	93	10	0	0	0	1600	1600
1615	118	1	109	6	2	0	0	1615	1615
1630	100	1	91	7	0	1	0	1630	1630
1645	116	3	96	12	4	1	0	1645	1645
1700	81	1	74	5	1	0	0	1700	1700
1715	75	0	66	6	1	0	0	1715	1715
1730	108	2	102	4	0	0	0	1730	1730
1745	90	0	87	3	0	0	0	1745	1745
1800	91	1	84	6	0	0	0	1800	1800
1815	95	0	87	8	0	0	0	1815	1815
1830	90	0	80	9	1	0	0	1830	1830
1845	92	1	81	9	1	0	0	1845	1845
1900	73	0	69	4	0	0	0	1900	1900
1915	59	0	54	4	1	0	0	1915	1915
1930	68	3	62	3	0	0	0	1930	1930
1945	69	0	57	11	1	0	0	1945	1945
2000	49	0	48	1	0	0	0	2000	2000
2015	69	2	61	5	1	0	0	2015	2015
2030	50	0	47	3	0	0	0	2030	2030
2045	34	0	33	1	0	0	0	2045	2045
2100	48	0	39	8	1	0	0	2100	2100
2115	45	1	39	5	0	0	0	2115	2115
2130	22	0	20	2	0	0	0	2130	2130
2145	30	0	22	1	0	0	0	2145	2145
2200	23	0	22	1	0	0	0	2200	2200
2215	33	0	32	1	0	0	0	2215	2215
2230	22	0	20	2	0	0	0	2230	2230
2245	21	0	20	1	0	0	0	2245	2245
2300	18	0	16	2	0	0	0	2300	2300
2315	14	0	10	3	1	0	0	2315	2315
2330	17	0	17	0	0	0	0	2330	2330
2345	5	0	4	1	0	0	0	2345	2345
07-19	5112	87	4553	411	35	25	1	07-19	07-19
06-22	5796	97	5165	468	40	25	1	06-22	06-22
06-00	5949	97	5306	479	41	25	1	06-00	06-00
00-00	6131	97	5457	508	43	25	1	00-00	00-00

Time	Vbin 0 10	Vbin 10 15	Vbin 15 20	Vbin 20 25	Vbin 25 30	Vbin 30 35	Vbin 35 40	Vbin 40 45	Vbin 45 50	Vbin 50 60	Vbin 60 70	Vbin 70 80	Vbin 80 90	Vbin 90 100	Mean	Vcrp 85	JPSL 60	JPSL% 60	PSL1 69	PSL1% 69	PSL2 75	PSL2% 75
0000	0	0	0	0	0	0	2	4	5	4	2	1	1	0	52.0	67.8	4	21.1	2	10.5	2	10.5
0015	0	0	0	0	0	0	0	0	6	10	1	0	0	0	53.5	58.5	1	5.9	1	5.9	0	0.0
0030	0	0	0	0	0	0	0	2	2	3	0	0	0	0	50.6 -		0	0.0	0	0.0	0	0.0
0045	0	0	0	0	0	0	0	2	2	6	3	0	0	0	52.4	62.4	3	23.1	0	0.0	0	0.0
0100	0	0	0	0	0	0	0	2	4	5	2	0	0	0	52.5	60.7	2	15.4	0	0.0	0	0.0
0115	0	0	0	0	0	0	1	3	6	2	1	0	0	0	62.1 -		3	50.0	2	33.3	1	16.7
0130	0	0	0	0	0	0	0	1	2	1	1	0	0	0	51.2 -		1	14.3	0	0.0	0	0.0
0145	0	0	0	0	0	0	1	2	3	2	0	0	0	0	55.5 -		0	0.0	0	0.0	0	0.0
0200	0	0	0	0	0	0	1	1	2	3	0	0	0	0	50.0 -		0	0.0	0	0.0	0	0.0
0215	0	0	0	0	0	0	0	1	3	0	1	0	0	0	53.0 -		1	50.0	0	0.0	0	0.0
0230	0	0	0	0	0	1	1	0	0	1	0	0	0	0	48.7 -		0	0.0	0	0.0	0	0.0
0245	0	0	0	0	0	0	0	1	0	0	1	0	0	0	53.1 -		1	50.0	0	0.0	0	0.0
0300	0	0	0	0	0	0	0	0	2	4	0	0	0	0	56.0 -		1	50.0	0	0.0	0	0.0
0315	0	0	0	0	0	0	0	0	1	5	1	0	0	0	52.7 -		0	0.0	0	0.0	0	0.0
0330	0	0	0	0	0	0	1	1	1	1	0	0	0	0	45.8 -		0	0.0	0	0.0	0	0.0
0345	0	0	0	0	0	0	0	0	0	5	0	0	0	0	56.2 -		0	0.0	0	0.0	0	0.0
0400	0	0	0	0	0	0	1	2	0	0	1	0	0	0	49.9 -		1	25.0	0	0.0	0	0.0
0415	0	0	0	0	0	0	0	3	1	1	0	0	0	0	48.2 -		0	0.0	0	0.0	0	0.0
0430	0	0	0	0	0	0	1	1	1	0	1	0	0	0	49.8 -		1	25.0	0	0.0	0	0.0
0445	0	0	0	0	0	0	0	2	4	3	1	0	0	0	53.7 -		1	14.3	0	0.0	0	0.0
0500	0	0	0	0	0	0	1	1	1	0	1	0	0	0	52.6 -		1	12.5	0	0.0	0	0.0
0515	0	0	0	0	0	0	1	1	3	0	0	0	0	0	47.8 -		0	0.0	0	0.0	0	0.0
0530	0	0	0	0	0	1	3	0	2	5	3	0	0	0	49.8	62.6	3	21.4	1	7.1	0	0.0
0545	0	0	0	0	0	0	1	1	2	11	3	0	0	0	53.4	60.4	3	15.0	0	0.0	0	0.0
0600	0	0	0	0	0	0	0	2	2	11	1	0	0	0	51.5	57.3	1	5.0	0	0.0	0	0.0
0615	0	0	0	0	0	0	0	2	2	6	0	0	1	0	56.4 -		3	33.3	2	22.2	1	11.1
0630	0	0	0	0	0	0	1	2	4	10	2	0	0	0	51.9	58.0	2	10.5	2	10.5	0	0.0
0645	0	0	0	0	0	0	1	3	5	10	4	2	0	0	51.3	63.5	3	15.0	2	10.0	0	0.0
0700	0	0	0	0	0	1	1	5	3	3	4	2	1	0	50.8	58.6	1	3.8	0	0.0	0	0.0
0715	0	0	0	0	0	0	0	5	9	9	15	2	0	0	50.9	55.6	2	6.5	0	0.0	0	0.0
0730	0	0	0	0	0	0	1	6	6	9	24	2	0	0	50.2	55.1	2	4.7	0	0.0	0	0.0
0745	0	0	0	0	0	0	5	8	13	21	2	0	0	0	47.5	54.9	2	3.9	0	0.0	0	0.0
0800	0	0	0	0	0	0	6	10	14	20	2	0	0	0	48.4	55.5	2	3.8	0	0.0	0	0.0
0815	0	0	0	0	0	0	7	12	20	23	17	3	1	0	50.8	58.4	4	8.7	1	2.2	1	2.2
0830	0	0	0	0	0	0	9	10	23	17	28	31	2	0	47.5	53.9	4	6.1	1	1.5	1	1.5
0845	0	0	0	0	0	0	21	19	39	15	36	11	0	0	47.9	54.3	4	4.2	0	0.0	0	0.0
0900	0	0	0	0	0	0	5	11	45	46	41	2	1	0	47.4	54.5	1	1.3	0	0.0	0	0.0
0915	0	0	0	0	0	0	8	30	41	46	1	1	0	0	47.9	53.6	3	3.2	2	2.1	1	1.1
0930	0	0	0	0	0	1	5	30	53	43	2	1	0	0	47.3	53.4	3	2.2	1	0.7	0	0.0
0945	0	0	0	0	0	2	12	28	53	34	1	0	0	0	47.3	52.4	1	0.8	0	0.0	0	0.0
1000	0	0	0	0	0	3	14	51	70	28	30	0	0	0	45.7	50.6	1	0.6	1	0.6	0	0.0
1015	0	0	0	0	2	4	14	48	72	30	0	0	0	0	46.1	50.6	0	0.0	0	0.0	0	0.0
1030	0	0	0	0	3	12	50	65	26	1	0	0	0	0	45.9	51.0	1	0.6	0	0.0	0	0.0
1045	0	0	0	4	4	14	39	43	20	3	2	0	0	0	45.9	50.6	2	1.7	0	0.0	0	0.0
1100	0	0	0	0	10	23	54	27	2	0	0	0	0	0	47.1	53.4	3	3.0	0	0.0	0	0.0
1115	0	0	1	1	5	18	30	24	3	3	1	0	0	0	47.2	52.1	2	1.7	0	0.0	0	0.0
1130	0	0	1	11	12	42	54	22	1	2	0	0	0	0	48.4	53.6	4	4.9	1	1.2	1	1.2
1145	0	0	1	13	36	54	39	19	3	0	0	0	0	0	46.9	53.3	0	0.0	0	0.0	0	0.0
1200	0	0	4	4	39	52	39	3	1	0	0	0	0	0	48.8	53.4	4	3.7	2	1.9	0	0.0
1215	0	0	3	18	39	32	33	3	3	0	0	0	0	0	48.4	55.5	1	1.1	0	0.0	0	0.0
1230	0	0	0	13	42	49	29	2	0	0	0	0	0	0	49.8	56.1	6	6.6	1	1.1	0	0.0
1245	0	0	2	17	62	44	30	2	2	0	0	0	0	0	49.2	54.0	3	3.2	1	1.1	1	1.1
1300	0	0	4	10	22	47	27	3	1	0	0	0	0	0	48.0	54.0	0	0.0	0	0.0	0	0.0
1315	0	0	1	9	34	37	29	4	1	0	0	0	0	0	47.5	53.6	5	4.3	2	1.7	0	0.0
1330	0	0	2	31	40	26	3	0	0	0	0	0	0	0	48.1	54.1	0	0.0	0	0.0	0	0.0
1345	0	0	3	20	48	23	0	0	1	1	1	0	0	0	45.1	51.1	0	0.0	0	0.0	0	0.0
1400	0	0	2	12	39	34	27	2	0	1	0	0	0	0	46.8	53.5	3	2.6	1	0.9	0	0.0
1415	0	0	8	24	44	33	2	0	0	0	0	0	0	0	47.6	52.7	1	0.8	0	0.0	0	0.0
1430	0	0	8	3	28	50	22	0	1	0	0	0	0	0	44.9	50.4	0	0.0	0	0.0	0	0.0
1445	0	0	4	28	32	27	5	1	0	0	0	0	0	0	48.7	56.2	6	6.2	2	2.1	0	0.0
1500	0	0	6	21	48	31	4	0	0	0	0	0	0	0	48.4	54.0	4	3.6	0	0.0	0	0.0
1515	0	0	3	4	25	45	32	1	1	0	0	0	0	0	47.7	52.4	2	1.8	1	0.9	1	0.9
1530	0	0	6	34	48	18	4	1	1	0	0	0	0	0	47.5	52.8	6	5.4	2	1.8	1	0.9
1545	0	0	18	30	31	24	3	0	0	0	0	0	0	0	46.4	53.2	3	2.8	0	0.0	0	0.0
1600	0	0	9	15	42	38	2	0	0	0	0	0	0	0	48.6	54.2	2	1.9	0	0.0	0	0.0
1615	0	0	14	39	43	20	3	2	0	0	0	0	0	0	45.9	50.6	2	1.7	0	0.0	0	0.0
1630	0	0	4	26	36	27	3	0	0	0	0	0	0	0	47.1	53.4	3	3.0	0	0.0	0	0.0
1645	0	0	10	23	54	27	2	0	0	0	0	0	0	0	47.2	52.1	2	1.7	0	0.0	0	0.0
1700	0	0	5	18	30	24	3	3	1	0	0	0	0	0	48.4	53.6	4	4.9	1	1.2	1	1.2
1715	0	0	8	24	23	20	0	0	0	0	0	0	0	0	46.9	53.3	0	0.0	0	0.0	0	0.0
1730	0	0	4	3	22	36	39	4	0	0	0	0	0	0	48.8	53.4	4	3.7	2	1.9	0	0.0
1745	0	0	7	18	28	36	1	0	0	0	0	0	0	0	48.4	55.5	1	1.1	0	0.0	0	0.0
1800	0	0	5	15	27	38	6	0	0	0	0	0	0	0	49.8	56.1	6	6.6	1	1.1	0	0.0
1815	0	0	7	14	34	37	2	0	1	0	0	0	0	0	49.2	54.0	3	3.2	1	1.1	1	1.1
1830	0	0	9	14	34	33	0	0	0	0	0	0	0	0	48.0	54.0	0	0.0	0	0.0	0	0.0
1845	0	0	7	14	36	31	2	2	0	0	0	0	0	0	48.9	55.0	4	4.3	2	2.2	1	1.1
1900	0	0	4	9	25	26	0	0	0	0	0	0	0	0	49.1	54.4	3	4.1	2	2.7	1	1.4
1915	0	0	1	7	25	26	0	0	0	0	0	0	0	0	50.2	56.1	0	0.0	0	0.0	0	0.0
1930	0	0	1	8	32	23	2	0	0	0	0	0	0	0	50.6	56.0	2	5.9	2	5.9	0	0.0
1945	0	0	3	16	23	24	3	0	0	0	0	0	0	0	48.5	54.7	3	4.3	0	0.0	0	0.0
2000	0	0	1	8	21	23	2	0	0	0	0	0	0	0	49.4	54.5	2	4.1	0	0.0	0	0.0
2015	0	0	7	17	21	3	3	0	0	0	0	0	0	0	48.2	54.9	3	4.3	0	0.0	0	0.0
2030	0	0	6	11	9	23	1	0	0	0	0	0	0	0	48.3	56.5	1	2.0	0	0.0	0	0.0
2045	0	0	1	2	9	7	4	1	0	0	0	0	0	0	49.4	59.6	1	2.9	1	2.9	1	2.9
2100	0	0	2	14	15	16	0	0	0	0	0	0	0	0	48.0	55.5	0	0.0	0	0.0	0	0.0
2115	0	0	1	2	7	10	24	0	0	1	0	0	0	0	51.4	57.4	2	4.4	2	4.4	2	4.4
2130	0	0	1	2	4	11	7	0	2	0	0	0	0	0	50.2	57.6	2	9.1	0	0.0	0	0.0
2145	0	0	1	4	14	7	0	0	2	1	0	0	0	0	47.4	53.1	1	3.3	1	3.3	1	3.3
2200	0	0	0	6	3	11	2	0	1	0	0	0	0	0	52.0	58.4	3	13.0	1	4.3	1	4.3
2215	0	0	1	4	4	3	20	1	0	0	0	0	0	0	49.3	55.6	1	3.0	0	0.0	0	0.0
2230	0	0	1	3	7	8	2	0	0	0	0	0	0	0	49.9	59.3	2	9.1	0	0.0	0	0.0
2245	0	0	1	1	3	5	1	0	0	0	0	0	0	0	50.1	58.6	2	9.5	0	0.0	0	0.0
2300	0	0	1	11	2	2	1	0	0	0	0	0	0	0	47.6	53.7	2	11.1	1	5.6	1	5.6
2315	0	0	0	3	5	5	1	0	0	0	0	0	0	0	47.1	52.8	0	0.0	0	0.0	0	0.0
2330	0	0	3	6	4	3	1	0	0	0	0	0	0	0	46.0	51.9	1	5.9	0	0.0	0	0.0
2345	0	0	0	1	0	1	1	0	0	0	0	0	0	0	57.8 -		3	60.0	1	20.0	0	0.0
07-19	62	62	394	1314	1854	1345	104	16	3	0	473	52.9	123	2.4	29	0.6	9	0.2	9	0.2	9	0.2
06-22	66	66	426	1435	2091	1598	131	20	6	1	475	53.2	158	2.7	39	0.7	15	0.3	15	0.3	15	0.3
06-00	67	67	437	1473	2122	1656	142	22	7	1	476	53.4	172	2.9	42	0.7	17	0.3	17	0.3	17	0.3
00-00	68	68	446	1489	2170	1737	165	25	8	1	477	53.6	199	3.2	48	0.8	20	0.3	20	0.3	20	0.3

DIR 1

PROJECT 35202 Ashford, Kent
SITE 35202-003
LOCATION GREAT CHART BYPASS
DIRECTION **NORTHBOUND ↑**
PSL 60mph

Mon 01 May
DAY 7

Time	Total	Cls 1	Cls 2	Cls 3	Cls 4	Cls 5	Cls 6	Fxd 1	Vbin 0 10	Vbin 10 15	Vbin 15 20	Vbin 20 25	Vbin 25 30	Vbin 30 35	Vbin 35 40	Vbin 40 45	Vbin 45 50	Vbin 50 60	Vbin 60 70	Vbin 70 80	Vbin 80 90	Vbin 90 100	Mean 85	Vip 85	jPSL 60	jPSL% 60	PSL1 69	PSL1% 69	PSL2 75	PSL2% 75
0000	5	5	0	2	0	0	0	0000	0	0	0	0	0	0	0	0	0	0	0	0	0	0	52.0 -	1	20.0	1	20.0	0	0.0	0	0.0
0015	13	0	9	4	0	0	0	0015	0	0	0	0	0	0	0	0	0	0	0	0	0	0	50.8 -	60.6	2	15.4	0	0.0	0	0.0
0030	3	0	2	1	0	0	0	0030	0	0	0	0	0	0	0	0	0	0	0	0	0	0	53.5 -		0	0.0	0	0.0	0	0.0
0045	3	0	3	0	0	0	0	0045	0	0	0	0	0	0	0	0	0	0	0	0	0	0	57.3 -		1	33.3	0	0.0	0	0.0
0100	4	1	3	0	0	0	0	0100	0	0	0	0	0	0	0	0	0	0	0	0	0	0	50.8 -		0	0.0	0	0.0	0	0.0
0115	0	0	0	0	0	0	0	0115	0	0	0	0	0	0	0	0	0	0	0	0	0	0	-		0	0.0	0	0.0	0	0.0
0130	2	0	2	0	0	0	0	0130	0	0	0	0	0	0	0	0	0	0	0	0	0	0	47.2 -		0	0.0	0	0.0	0	0.0
0145	0	0	0	0	0	0	0	0145	0	0	0	0	0	0	0	0	0	0	0	0	0	0	-		0	0.0	0	0.0	0	0.0
0200	2	0	1	1	0	0	0	0200	0	0	0	0	0	0	0	0	0	0	0	0	0	0	53.3 -		0	0.0	0	0.0	0	0.0
0215	3	0	3	0	0	0	0	0215	0	0	0	0	0	0	0	0	0	0	0	0	0	0	58.8 -		1	33.3	1	33.3	0	0.0
0230	1	0	0	1	0	0	0	0230	0	0	0	0	0	0	0	0	0	0	0	0	0	0	34.2 -		0	0.0	0	0.0	0	0.0
0245	5	0	3	2	0	0	0	0245	0	0	0	0	0	0	0	0	0	0	0	0	0	0	55.2 -		1	20.0	1	20.0	0	0.0
0300	4	0	2	2	0	0	0	0300	0	0	0	0	0	0	0	0	0	0	0	0	0	0	51.3 -		1	25.0	0	0.0	0	0.0
0315	6	0	5	1	0	0	0	0315	0	0	0	0	0	0	0	0	0	0	0	0	0	0	54.5 -		3	50.0	0	0.0	0	0.0
0330	6	0	6	0	0	0	0	0330	0	0	0	0	0	0	0	0	0	0	0	0	0	0	47.4 -		0	0.0	0	0.0	0	0.0
0345	5	0	3	2	0	0	0	0345	0	0	0	0	0	0	0	0	0	0	0	0	0	0	54.5 -		1	20.0	0	0.0	0	0.0
0400	5	0	4	1	0	0	0	0400	0	0	0	0	0	0	0	0	0	0	0	0	0	0	52.2 -		0	0.0	0	0.0	0	0.0
0415	6	2	4	0	0	0	0	0415	0	0	0	0	0	0	0	0	0	0	0	0	0	0	48.4 -		0	0.0	0	0.0	0	0.0
0430	12	0	6	3	0	0	0	0430	0	0	0	0	0	0	0	0	0	0	0	0	0	0	47.2	52.3	0	0.0	0	0.0	0	0.0
0445	10	0	10	0	0	0	0	0445	0	0	0	0	0	0	0	0	0	0	0	0	0	0	53.7 -		1	10.0	0	0.0	0	0.0
0500	9	1	8	0	0	0	0	0500	0	0	0	0	0	0	0	0	0	0	0	0	0	0	51.0 -		0	0.0	0	0.0	0	0.0
0515	15	0	14	0	0	0	0	0515	0	0	0	0	0	0	0	0	0	0	0	0	0	0	51.7	59.7	2	13.3	0	0.0	0	0.0
0530	14	1	13	0	0	0	0	0530	0	0	0	0	0	0	0	0	0	0	0	0	0	0	48.5	55.5	1	7.1	0	0.0	0	0.0
0545	21	0	17	4	0	0	0	0545	0	0	0	0	0	0	0	0	0	0	0	0	0	0	50.0	54.3	0	0.0	0	0.0	0	0.0
0600	18	0	16	2	0	0	0	0600	0	0	0	0	0	0	0	0	0	0	0	0	0	0	53.2	60.3	3	16.7	0	0.0	0	0.0
0615	20	0	16	4	0	0	0	0615	0	0	0	0	0	0	0	0	0	0	0	0	0	0	53.6	60.6	4	20.0	0	0.0	0	0.0
0630	30	0	24	4	0	0	0	0630	0	0	0	0	0	0	0	0	0	0	0	0	0	0	49.7	55.5	1	3.3	0	0.0	0	0.0
0645	26	1	24	0	1	0	0	0645	0	0	0	0	0	0	0	0	0	0	0	0	0	0	48.6	52.0	0	0.0	0	0.0	0	0.0
0700	38	0	35	2	1	0	0	0700	0	0	0	0	0	0	0	0	0	0	0	0	0	0	48.4	57.0	0	0.0	0	0.0	0	0.0
0715	36	0	33	1	2	0	0	0715	0	0	0	0	0	0	0	0	0	0	0	0	0	0	48.3	54.7	1	2.8	1	2.8	0	0.0
0730	38	1	30	6	0	0	0	0730	0	0	0	0	0	0	0	0	0	0	0	0	0	0	49.4	58.0	3	7.9	0	0.0	0	0.0
0745	55	1	44	9	1	0	0	0745	0	0	0	0	0	0	0	0	0	0	0	0	0	0	50.0	56.4	7	12.7	3	5.5	1	1.8
0800	57	0	50	7	0	0	0	0800	0	0	0	0	0	0	0	0	0	0	0	0	0	0	47.6	53.5	2	3.5	1	1.8	0	0.0
0815	70	2	58	9	1	0	0	0815	0	0	0	0	0	0	0	0	0	0	0	0	0	0	48.3	54.7	2	2.9	0	0.0	0	0.0
0830	61	2	54	4	1	0	0	0830	0	0	0	0	0	0	0	0	0	0	0	0	0	0	47.9	53.6	1	1.6	0	0.0	0	0.0
0845	89	2	78	9	0	0	0	0845	0	0	0	0	0	0	0	0	0	0	0	0	0	0	47.6	53.4	1	1.1	0	0.0	0	0.0
0900	105	2	93	9	1	0	0	0900	0	0	0	0	0	0	0	0	0	0	0	0	0	0	48.2	53.4	2	1.9	1	1.0	1	1.0
0915	98	2	88	8	0	0	0	0915	0	0	0	0	0	0	0	0	0	0	0	0	0	0	48.0	54.2	3	3.1	1	1.0	0	0.0
0930	109	0	95	12	1	0	0	0930	0	0	0	0	0	0	0	0	0	0	0	0	0	0	45.8	51.7	1	0.9	0	0.0	0	0.0
0945	146	4	130	8	3	1	0	0945	0	0	0	0	0	0	0	0	0	0	0	0	0	0	45.3	51.2	2	1.4	0	0.0	0	0.0
1000	145	2	128	11	3	1	0	1000	0	0	0	0	0	0	0	0	0	0	0	0	0	0	46.2	50.6	2	1.4	0	0.0	0	0.0
1015	151	0	130	18	3	0	0	1015	0	0	0	0	0	0	0	0	0	0	0	0	0	0	44.7	50.4	1	0.7	0	0.0	0	0.0
1030	124	3	107	9	3	2	0	1030	0	0	0	0	0	0	0	0	0	0	0	0	0	0	45.5	51.6	1	0.8	0	0.0	0	0.0
1045	148	1	129	13	4	1	0	1045	0	0	0	0	0	0	0	0	0	0	0	0	0	0	45.1	50.9	2	1.4	1	0.7	0	0.0
1100	134	2	119	12	1	0	0	1100	0	0	0	0	0	0	0	0	0	0	0	0	0	0	47.7	53.0	1	0.7	0	0.0	0	0.0
1115	134	0	115	16	3	0	0	1115	0	0	0	0	0	0	0	0	0	0	0	0	0	0	45.5	50.2	0	0.0	0	0.0	0	0.0
1130	133	1	125	5	2	0	0	1130	0	0	0	0	0	0	0	0	0	0	0	0	0	0	46.3	51.3	4	3.0	0	0.0	0	0.0
1145	134	0	127	6	1	0	0	1145	0	0	0	0	0	0	0	0	0	0	0	0	0	0	46.5	51.0	2	1.7	0	0.0	0	0.0
1200	118	0	108	8	1	1	0	1200	0	0	0	0	0	0	0	0	0	0	0	0	0	0	46.8	51.5	2	1.7	0	0.0	0	0.0
1215	143	2	129	9	3	0	0	1215	0	0	0	0	0	0	0	0	0	0	0	0	0	0	45.7	50.7	1	0.7	0	0.0	0	0.0
1230	138	3	114	18	1	1	0	1230	0	0	0	0	0	0	0	0	0	0	0	0	0	0	47.6	52.5	4	2.9	4	2.9	3	2.2
1245	111	0	98	12	1	0	0	1245	0	0	0	0	0	0	0	0	0	0	0	0	0	0	46.9	52.3	2	1.8	1	0.9	1	0.9
1300	127	0	115	9	3	0	0	1300	0	0	0	0	0	0	0	0	0	0	0	0	0	0	46.8	51.7	3	2.4	0	0.0	0	0.0
1315	105	3	94	6	2	0	0	1315	0	0	0	0	0	0	0	0	0	0	0	0	0	0	45.7	51.9	4	3.8	1	1.0	0	0.0
1330	110	1	99	10	0	0	0	1330	0	0	0	0	0	0	0	0	0	0	0	0	0	0	48.4	53.9	3	2.7	1	0.9	0	0.0
1345	94	3	80	10	0	1	0	1345	0	0	0	0	0	0	0	0	0	0	0	0	0	0	48.5	53.5	1	1.1	0	0.0	0	0.0
1400	116	0	103	11	2	0	0	1400	0	0	0	0	0	0	0	0	0	0	0	0	0	0	44.4	50.4	1	0.9	0	0.0	0	0.0
1415	114	6	99	9	0	0	0	1415	0	0	0	0	0	0	0	0	0	0	0	0	0	0	45.3	50.9	0	0.0	0	0.0	0	0.0
1430	114	7	95	10	2	0	0	1430	0	0	0	0	0	0	0	0	0	0	0	0	0	0	44.2	50.3	0	0.0	0	0.0	0	0.0
1445	112	7	90	12	3	0	0	1445	0	0	0	0	0	0	0	0	0	0	0	0	0	0	46.2	51.6	1	0.9	0	0.0	0	0.0
1500	112	0	102	6	4	0	0	1500	0	0	0	0	0	0	0	0	0	0	0	0	0	0	45.8	51.5	1	0.9	0	0.0	0	0.0
1515	82	7	64	9	1	1	0	1515	0	0	0	0	0	0	0	0	0	0	0	0	0	0	47.3	53.8	2	2.4	0	0.0	0	0.0
1530	114	8	95	9	1	1	0	1530	0	0	0	0	0	0	0	0	0	0	0	0	0	0	46.3	50.9	1	0.9	0	0.0	0	0.0
1545	93	3	80	7	2	1	0	1545	0	0	0	0	0	0	0	0	0	0	0	0	0	0	47.1	51.9	3	3.2	1	1.1	0	0.0
1600	117	9	101	6	1	0	0	1600	0	0	0	0	0	0	0	0	0	0	0	0	0	0	47.0	52.7	5	4.3	1	0.9	0	0.0
1615	99	4	81	12	1	0	0	1615	0	0	0	0	0	0	0	0	0	0	0	0	0	0	46.0	51.8	1	1.0	0	0.0	0	0.0
1630	91	1	80	7	3	0	0	1630	0	0	0	0	0	0	0	0	0	0	0	0	0	0	47.0	52.1	1	1.1	0	0.0	0	0.0
1645	129	5	120	4	0	0	0	1645	0	0	0	0	0	0	0	0	0	0	0	0	0	0	46.1	50.5	0	0.0	0	0.0	0	0.0
1700	101	4	87	10	0	0	0	1700	0	0	0	0	0	0	0	0	0	0	0	0	0	0	47.2	51.5	5	5.0	0	0.0	0	0.0
1715	92	0	85	5	2	0	0	1715	0	0	0	0	0	0	0	0	0	0	0	0	0	0	46.9	51.8	5	5.4	1	1.1	0	0.0
1730	77	1	67	8	1	0	0	1730	0	0	0	0	0	0	0	0	0	0	0	0	0	0	49.2	55.2	5	6.5	1	1.3	0	0.0
1745	109	0	104	4	1	0	0	1745	0	0	0	0	0	0	0	0	0	0	0	0	0	0	46.8	52.8	2	2.3	0	0.0	0	0.0
1800	87	1	77	7	2	0	0	1800	0	0	0	0	0	0	0	0	0	0	0	0	0	0	47.6	53.8	2	2.3	0	0.0	0	0.0
1815	71	1	64	6	0	0	0	1815	0	0	0	0	0	0	0	0	0	0	0	0	0	0	49.6	55.1	3	4.2	0	0.0	0	0.0
1830	59	0	52	7	0	0	0	1830	0	0	0	0	0	0	0	0	0	0	0	0	0	0	47.8	54.0	4	6.8	1	1.7	0	0.0
1845	88	2	73	13	0	0	0	1845	0	0	0	0	0	0	0	0	0	0	0	0	0	0	46.0	51.8	1	1.1	0	0.0	0	0.0
1900	63	0	59	4	0	0	0	1900	0	0	0	0	0	0	0	0	0	0	0	0	0	0	49.1	53.7	1	3.2	0	0.0	0	0.0
1915	70	2	61	6	1	0	0	1915	0	0	0	0	0	0	0	0	0	0	0	0	0	0	46.5	52.0	2	2.9	0	0.0	0	0.0
1930	57	0	51	6	0	0	0	1930	0	0	0	0	0	0	0	0	0	0	0	0	0	0	48.3	53.9	3	5.3	1	1.8	0	0.0
1945	76	2	70	4	0	0	0	1945	0	0	0	0	0	0	0	0	0	0	0	0	0	0	48.1	54.7	3	3.9	0	0.0	0	0.0
2000	61	3	48	9	1	0	0	2000	0	0	0	0	0	0	0	0	0	0	0	0	0	0	49.1	56.7	4	6.6	1	1.6	0	0.0
2015	48	1	44	2	1	0	0	2015	0	0	0	0	0	0	0	0	0	0	0	0	0	0	48.5	54.4	4	8.3	0	0.0	0	0.0
2030	41	0	34	4	2	1	0	2030	0	0	0	0	0	0	0	0	0	0	0	0	0	0	49.7	55.6	1	2.4	0	0.0	0	0.0
2045	45	0	39	6	0	0	0	2045	0	0	0	0	0	0	0	0	0	0	0	0	0	0	47.1	52.3	2	4.2	0	0.0	0	0.0
2100	24	0	22	2	0	0	0	2100	0	0	0	0	0	0	0	0	0	0	0	0	0	0	50.6	57.2	1	4.2	0	0.0	0	0.0
2115	25	1	24	0	0	0	0	2115	0	0	0	0	0	0	0	0	0	0	0	0	0	0	50.9	56.6	1	4.0	0	0.0	0	0.0
2130	26	1	24	1	0	0	0	2130	0	0	0	0	0	0	0	0	0	0	0	0	0	0	51.0	56.0	2	7.7	0	0.0	0	0.0
2145	28	0	18	2	0	0	0	2145	0	0	0	0	0	0	0	0	0	0	0	0	0	0	48.0	55.9	2	7.7	0	0.0	0	0.0
2200	20	0	18	2	0	0	0	2200	0	0	0	0	0	0	0	0	0	0	0	0	0	0	46.5	54.9	0	0.0	0	0.0	0	0.0
2215	24	0	23	1	0	0	0	2215	0	0	0	0	0	0	0	0	0	0	0	0	0	0	51.1	56.4	1	4.2	0	0.0	0	0.0
2230	19	0	17	2	0	0	0	2230	0	0	0	0	0	0	0	0	0	0	0	0	0	0	51.8	58.4	1	5.3	0	0.0	0	0.0
2245	9	0	8	1	0	0	0	2245	0	0	0	0	0	0	0	0	0	0	0	0	0	0	52.7 -		2	22.2	1	11.1	0	0.0
2300	8	0	7	1	0	0	0	2300	0	0	0	0	0	0	0	0	0	0	0	0	0	0	51.3 -		2	25.0	0	0.0	0	0.0
2315	7	0	7	0	0	0	0	2315	0	0	0	0	0	0	0	0	0	0	0	0	0	0	51.6 -		1	14.3	0	0.0	0	0.0
2330	9	0	7	1	0	0	0	2330	0	0	0	0	0	0	0	0	0	0	0	0	0	0	51.5 -		2	22.2	0	0.0	0	0.0
2345	6	0	5	1	0	0	0	2345	0	0	0	0	0	0	0	0	0	0	0	0	0	0	47.6 -		1	16.7	0	0.0	0	0.0
07-19	4928	103	4324	418	64	18	1	07-19	0	1	2	2	5	5	7	8	11	52	453	1454	1697	1163	62	14	3	0	46.7	52.1	99	2.0	21	0.4	6	0.1
06-22	5586	113	4906	473	70	22	2	06-22	0	1	2	2	6	7	8	11	15	59	488	1579	1910	1407	112	17	3	0	46.9	52.5	132	2.4	26	0.5	8	0.1
06-00	5688	113	5000	480	71	22	2	06-00	0	1	2	2	7	7	8	11	15	61	490	1595	1939	1449	121	18	3	0	47.0	52.6	142	2.5	27	0.5	8	0.1
00-00	5842	118	5120	504	72	25	3	00-00	0	1	2	2	8	8	8	11	15	63	496	1613	1981	1514	140	19	3	0	47.1	52.8	162	2.8	30	0.5	8	0.1

ALL VEHICLES	TOTAL
Mcycles	CLASS 1
Cars, taxis, 4WD	CLASS 2
LGV	CLASS 3
OGV1	CLASS 4
OGV2	CLASS 5
PSV	CLASS 6
	TIME
0 - 10 mph	0-10mph
10 - 15 mph	10-15mph
15 - 20 mph	15-20mph
20 - 25 mph	20-25mph
25 - 30 mph	25-30mph
30 - 35 mph	30-35mph
35 - 40 mph	35-40mph
40 - 45 mph	40-45mph
45 - 50 mph	45-50mph
50 - 60 mph	50-60mph
60 - 70 mph	60-70mph
70 - 80 mph	70-80mph
80 - 90 mph	80-90mph
90 - 100 mph	90mph+
AVG SPD	AVG SPD
85%ile	85%ile
> 60mph	PSL SPEEDING
% > 60mph	PSL% SPEEDING
	ACPO SPEEDING
	ACPO% SPEEDING
	DfT SPEEDING
	DfT% SPEEDING

DIR 2

PROJECT 35202 Ashford, Kent
SITE 35202-003
LOCATION GREAT CHART BYPASS
DIRECTION **SOUTHBOUND ↓**
PSL 60mph

Tue 25 Apr

DAY 1	TOTAL	CLS 1	CLS 2	CLS 3	CLS 4	CLS 5	CLS 6	TIME	SPD1 0 10	SPD2 10 15	SPD3 15 20	SPD4 20 25	SPD5 25 30	SPD6 30 35	SPD7 35 40	SPD8 40 45	SPD9 45 50	SPD10 50 60	SPD11 60 70	SPD12 70 80	SPD13 80 90	SPD14 90 100	AVG	85%ile	PSL	PSL%	ACPO	ACPO%	DfT	DfT%
0000	13	0	12	0	0	1	0	0000	0	0	0	0	0	1	2	1	1	0	0	0	0	0	47.5	57.7	1	7.7	0	0.0	0	0.0
0015	11	0	10	1	0	0	0	0015	0	0	0	0	0	3	3	1	2	1	0	0	1	0	49.1	66.9	2	18.2	1	9.1	1	9.1
0030	6	0	6	0	0	0	0	0030	0	0	0	0	0	3	3	0	3	1	0	0	0	0	48.8 -		0	0.0	0	0.0	0	0.0
0045	3	0	3	0	0	0	0	0045	0	0	0	0	0	1	1	1	1	1	0	0	0	0	53.5 -		1	33.3	0	0.0	0	0.0
0100	5	0	5	0	0	0	0	0100	0	0	0	0	0	1	3	1	2	0	0	0	0	0	43.2 -		0	0.0	0	0.0	0	0.0
0115	6	0	5	1	0	0	0	0115	0	0	0	0	0	1	1	2	2	0	0	0	0	0	46.3 -		0	0.0	0	0.0	0	0.0
0130	4	0	2	1	1	0	0	0130	0	0	0	0	0	1	1	1	2	1	0	0	0	0	47.5 -		0	0.0	0	0.0	0	0.0
0145	2	0	2	0	1	0	0	0145	0	0	0	0	0	1	1	0	1	1	0	0	0	0	50.6 -		0	0.0	0	0.0	0	0.0
0200	3	0	3	0	0	0	0	0200	0	0	0	0	0	2	2	1	2	2	0	0	0	0	53.7 -		0	0.0	0	0.0	0	0.0
0215	4	0	4	0	0	0	0	0215	0	0	0	0	0	2	2	0	0	0	0	0	0	0	46.6 -		0	0.0	0	0.0	0	0.0
0230	5	0	4	0	0	1	0	0230	0	0	0	0	0	1	1	0	1	0	0	0	0	0	50.2 -		0	0.0	0	0.0	0	0.0
0245	3	0	3	0	0	0	0	0245	0	0	0	0	0	1	1	0	1	1	0	0	0	0	46.0 -		0	0.0	0	0.0	0	0.0
0300	2	0	1	1	0	0	0	0300	0	0	0	0	0	1	2	0	3	2	0	0	0	0	41.3 -		0	0.0	0	0.0	0	0.0
0315	6	0	5	0	0	0	0	0315	0	0	0	0	0	2	1	1	3	1	0	0	0	0	52.8 -		1	16.7	0	0.0	0	0.0
0330	6	0	5	0	1	0	0	0330	0	0	0	0	0	2	1	0	2	1	0	0	0	0	38.9 -		0	0.0	0	0.0	0	0.0
0345	4	0	2	1	1	0	0	0345	0	0	0	0	0	1	1	0	1	1	0	0	0	0	47.2 -		0	0.0	0	0.0	0	0.0
0400	7	0	4	3	0	0	0	0400	0	0	0	0	0	1	1	0	1	1	0	0	0	0	46.4 -		0	0.0	0	0.0	0	0.0
0415	6	0	4	1	1	0	0	0415	0	0	0	0	0	1	1	0	1	1	0	0	0	0	48.1 -		0	0.0	0	0.0	0	0.0
0430	7	0	6	0	0	0	0	0430	0	0	0	0	0	1	2	0	2	2	0	0	0	0	51.0 -		0	0.0	0	0.0	0	0.0
0445	9	0	8	1	0	0	0	0445	0	0	0	0	0	1	3	0	3	1	0	0	0	0	54.1 -		3	33.3	0	0.0	0	0.0
0500	7	0	6	1	0	0	0	0500	0	0	0	0	0	1	6	0	10	3	0	0	0	0	50.4	55.9	0	0.0	0	0.0	0	0.0
0515	14	0	12	2	0	0	0	0515	0	0	0	0	0	3	10	0	8	1	0	0	0	0	51.8	56.6	0	0.0	0	0.0	0	0.0
0530	14	0	12	1	1	0	0	0530	0	0	0	0	0	3	3	1	7	1	0	0	0	0	51.4	57.8	2	10.0	1	5.0	0	0.0
0545	20	0	17	3	1	0	0	0545	0	0	0	0	0	2	7	1	8	1	0	0	0	0	49.3	55.9	1	4.5	0	0.0	0	0.0
0600	22	0	17	3	1	1	0	0600	0	0	0	0	0	5	16	3	23	13	1	0	0	0	46.5	52.0	1	1.7	0	0.0	0	0.0
0615	59	0	46	7	5	0	1	0615	0	0	0	0	0	8	34	9	24	9	2	0	0	0	44.6	49.2	0	0.0	0	0.0	0	0.0
0630	77	0	53	17	5	2	0	0630	0	0	0	0	0	2	58	50	27	2	0	0	0	0	46.5	50.8	2	1.4	0	0.0	0	0.0
0645	139	0	115	18	5	1	0	0645	0	0	0	0	0	4	50	32	27	2	0	0	0	0	46.5	51.6	0	0.0	0	0.0	0	0.0
0700	120	0	101	15	2	2	0	0700	0	0	0	0	0	3	29	51	52	16	0	0	0	0	44.0	48.7	0	0.0	0	0.0	0	0.0
0715	151	0	119	26	4	2	0	0715	0	0	0	0	0	7	40	45	54	21	0	0	0	0	44.1	49.6	3	1.8	0	0.0	0	0.0
0730	170	0	139	23	3	5	0	0730	0	0	0	0	0	2	46	38	22	14	0	0	0	0	41.2	48.4	0	0.0	0	0.0	0	0.0
0745	130	2	111	11	2	4	0	0745	0	0	0	0	0	3	35	41	17	0	0	0	0	0	39.2	45.5	0	0.0	0	0.0	0	0.0
0800	104	1	89	9	1	4	0	0800	0	0	0	0	0	7	45	69	32	11	0	0	0	0	41.7	47.5	0	0.6	0	0.0	0	0.0
0815	170	1	146	15	4	3	1	0815	0	0	0	0	0	13	35	39	17	4	0	0	0	0	39.0	45.8	0	0.0	0	0.0	0	0.0
0830	115	2	91	12	5	5	0	0830	0	0	0	0	0	4	23	53	22	9	0	0	0	0	41.5	48.1	0	0.0	0	0.0	0	0.0
0845	116	3	97	9	1	6	0	0845	0	0	0	0	0	4	58	125	54	14	0	0	0	0	43.1	47.9	1	0.4	0	0.0	0	0.0
0900	256	0	221	27	2	5	1	0900	0	0	0	0	0	7	56	59	55	22	1	0	0	0	45.0	49.9	2	1.2	0	0.0	0	0.0
0915	161	1	125	21	8	5	1	0915	0	0	0	0	0	18	44	45	23	0	0	0	0	0	45.4	51.0	0	0.0	0	0.0	0	0.0
0930	130	2	102	14	5	6	1	0930	0	0	0	0	0	25	59	27	18	0	0	0	0	0	44.1	48.9	0	0.0	0	0.0	0	0.0
0945	129	4	97	18	6	4	0	0945	0	0	0	0	0	7	20	56	50	23	9	0	0	0	44.3	48.9	3	2.5	0	0.0	0	0.0
1000	121	1	105	9	4	3	0	1000	0	0	0	0	0	9	32	36	34	14	1	0	0	0	44.1	49.7	2	1.5	0	0.0	0	0.0
1015	137	1	116	10	2	5	3	1015	0	0	0	0	0	13	48	39	34	15	0	0	0	0	43.2	49.4	1	0.8	0	0.0	0	0.0
1030	126	1	84	20	4	5	0	1030	0	0	0	0	0	21	58	44	45	15	2	0	0	0	45.0	49.8	2	1.4	0	0.0	0	0.0
1045	116	1	105	26	7	7	0	1045	0	0	0	0	0	5	69	87	24	4	0	0	0	0	44.5	49.3	2	1.4	0	0.0	0	0.0
1100	143	1	105	7	3	1	3	1100	0	0	0	0	0	5	69	82	49	32	4	0	0	0	45.1	49.8	0	0.0	0	0.0	0	0.0
1115	153	3	129	14	3	1	3	1115	0	0	0	0	0	7	37	62	30	2	0	0	0	0	42.2	46.4	1	0.7	0	0.0	0	0.0
1130	143	2	113	16	5	7	0	1130	0	0	0	0	0	7	33	60	13	5	0	0	0	0	43.8	48.7	2	1.4	0	0.0	0	0.0
1145	140	1	121	9	7	3	0	1145	0	0	0	0	0	10	29	42	50	21	0	0	0	0	44.5	49.8	0	0.0	0	0.0	0	0.0
1200	148	1	131	10	4	4	1	1200	0	0	0	0	0	3	12	75	49	18	0	0	0	0	44.7	49.1	0	0.0	0	0.0	0	0.0
1215	157	1	128	12	7	8	1	1215	0	0	0	0	0	8	19	72	41	10	0	0	0	0	44.2	48.1	1	0.7	0	0.0	0	0.0
1230	143	0	124	13	3	3	0	1230	0	0	0	0	0	15	47	39	19	1	0	0	0	0	45.4	50.5	1	0.8	0	0.0	0	0.0
1245	121	1	105	12	1	2	0	1245	0	0	0	0	0	17	52	52	27	2	0	0	0	0	45.7	50.7	2	1.3	0	0.0	0	0.0
1300	152	1	133	11	2	5	0	1300	0	0	0	0	0	7	51	54	17	1	0	0	0	0	46.0	49.9	1	0.8	1	0.8	0	0.0
1315	130	1	110	11	5	2	1	1315	0	0	0	0	0	15	52	35	22	1	0	0	0	0	45.4	50.8	0	0.8	0	0.0	0	0.0
1330	127	1	106	12	6	8	0	1330	0	0	0	0	0	3	31	49	21	0	0	0	0	0	44.4	49.5	0	0.0	0	0.0	0	0.0
1345	153	1	125	13	6	5	1	1345	0	0	0	0	0	7	56	50	23	0	0	0	0	0	46.1	51.7	2	1.4	0	0.0	0	0.0
1400	138	0	116	15	1	5	1	1400	0	0	0	0	0	17	58	59	37	0	0	0	0	0	46.0	51.7	0	0.0	0	0.0	0	0.0
1415	171	1	149	14	3	4	0	1415	0	0	0	0	0	24	87	61	19	0	0	0	0	0	44.3	48.7	0	0.0	0	0.0	0	0.0
1430	192	4	163	16	3	6	0	1430	0	0	0	0	0	10	22	78	62	26	1	0	0	0	44.5	49.5	0	0.5	0	0.0	0	0.0
1445	199	1	167	20	6	5	0	1445	0	0	0	0	0	2	31	58	65	25	3	0	0	0	45.3	50.0	3	1.6	0	0.0	0	0.0
1500	184	0	168	11	1	4	0	1500	0	0	0	0	0	5	19	87	124	46	3	0	0	0	41.0	45.2	0	0.0	0	0.0	0	0.0
1515	284	0	242	27	9	6	0	1515	0	0	0	0	0	4	15	56	66	18	7	0	0	0	39.8	44.7	0	0.0	0	0.0	0	0.0
1530	170	2	154	13	0	1	0	1530	0	0	0	0	0	2	26	68	58	27	2	0	0	0	44.6	50.0	0	0.0	0	0.0	0	0.0
1545	185	1	160	13	3	7	1	1545	0	0	0	0	0	0	13	70	64	32	0	0	0	0	46.0	50.8	2	1.1	0	0.0	0	0.0
1600	181	0	157	17	4	2	1	1600	0	0	0	0	0	1	16	86	64	34	0	0	0	0	45.9	50.1	0	0.0	0	0.0	0	0.0
1615	206	2	177	13	9	4	1	1615	0	0	0	0	0	2	28	85	57	25	0	0	0	0	44.7	49.4	0	0.0	0	0.0	0	0.0
1630	197	0	173	16	4	3	1	1630	0	0	0	0	0	5	30	82	49	24	4	0	0	0	45.6	49.8	4	1.9	1	0.5	0	0.0
1645	208	4	181	16	1	6	0	1645	0	0	0	0	0	3	37	69	30	2	0	0	0	0	44.2	50.6	4	1.9	0	0.0	0	0.0
1700	207	5	186	15	0	1	0	1700	0	0	0	0	0	2	33	60	13	5	0	0	0	0	41.0	45.9	2	1.3	0	0.0	0	0.0
1715	151	1	137	11	1	0	0	1715	0	0	0	0	0	1	16	62	30	2	0	0	0	0	39.0	44.9	0	0.0	0	0.0	0	0.0
1730	129	6	118	5	0	0	0	1730	0	0	0	0	0	1	7	49	21	1	0	0	0	0	44.3	49.7	2	1.5	0	0.0	0	0.0
1745	161	0	156	5	0	0	0	1745	0	0	0	0	0	1	23	60	13	5	0	0	0	0	47.0	52.1	2	1.2	0	0.0	0	0.0
1800	172	2	160	9	0	0	1	1800	0	0	0	0	0	5	51	75	49	18	1	0	0	0	47.2	52.5	5	2.9	0	0.0	0	0.0
1815	170	1	154	10	2	3	0	1815	0	0	0	0	0	10	51	55	47	4	1	0	0	0	48.8	53.7	4	3.2	0	0.0	0	0.0
1830	124	0	112	11	1	0	0	1830	0	0	0	0	0	5	18	60	37	3	1	0	0	0	46.4	51.3	1	0.7	0	0.0	0	0.0
1845	141	1	141	8	1	0	0	1845	0	0	0	0	0	8	48	63	30	1	0	0	0	0	46.5	51.5	3	2.1	0	0.0	0	0.0
1900	130	0	130	7	2	1	0	1900	0	0	0	0	0	9	46	53	29	3	0	0	0	0	47.7	52.3	1	0.9	0	0.0	0	0.0
1915	109	1	101	6	1	0	0	1915	0	0	0	0	0	10	25	30	27	2	0	0	0	0	47.5	54.3	2	2.1	0	0.0	0	0.0
1930	94	1	89	3	0	1	0	1930	0	0	0	0	0	12	21	40	30	2	0	0	0	0	47.1	52.5	2	1.9	0	0.0	0	0.0
1945	105	2	95	7	0	1	0	1945	0	0	0	0	0	5	23	41	35	0	0	0	0	0	47.9	53.1	3	3.3	0	0.0	0	0.0
2000	104	0	98	6	0	1	0	2000	0	0	0	0	0	0	28	33	27	3	0	0	0	0	48.5	54.2	3	3.3	0	0.0	0	0.0
2015	91	0	85	6	0	0	0	2015	0	0	0	0	0	1	20	28	22	1	0	0	0	0	47.3	53.7	1	1.3	0	0.0	0	0.0
2030	76	1	68	6	0	1	0	2030	0	0	0	0	0	2	16	19	18	1	0	0	0	0	46.6	52.6	1	1.3	0	0.0	0	0.0
2045	76	0	64	2	0	0	0	2045	0	0	0	0	0	7	15	19	21	0	0	0	0	0	47.2	54.0	2	3.3	1	1.6	1	1.6
2100	61	1	58	2	0	0	0	2100	0	0	0	0	0	5	17	16	20	2	0	0	0	0	46.8	53.4	2	3.1	0	0.0	0	0.0
2115	64	0	60	3	0	1	0	2115	0	0	0	0	0	3	17	16	20	1	0	0	0	0	48.2	55.0	1	1.8	1	1.8	0	0.0
2130	57	0	53	3	0	1	0	2130	0	0	0	0	0	5	13	9	24	3	1	0	0	0	49.5	58.2	4	7.1	1	1.8	1	1.8
2145	56	2	46	2	0	0	0	2145	0	0	0	0	0	3	8	18	14	7	0	0	0	0	50.4	59.4	7	14.0	0	0.0	0	0.0
2200	50	1	35	3	0	0	0	2200	0	0	0	0	0	1	5	10	19	3	2	0	0	0	52.2	58.9	5	12.5	2	5.0	1	2.5
2215	40	0	24	1	0	0	0	2215	0	0	0	0	0	0	3	5	12	2	0	0	0	0	50.1	55.4	2	7.7	0	0.0	0	0.0
2230	26	0	19	2	0	0	0	2230	0	0	0	0	0	3	5	5	5	2	0	0	0	1	50.3	59.2	3	14.3	2	9.5	1	4.8
2245	21	0	18	0	0	0	0	2245	0	0	0	0	0	1	5	7	4	0	0	0	0	0	52.9	61.1	4	22.2	0	0.0	0	0.0
2300	18	0	10	2	0	0	0	2300	0	0	0	0	0	0	2	6	3	0	0	0	0	0	50.1	58.0	0	0.0	0	0.0	0	0.0
2315	12	0	10	1	0	0	0	2315	0	0	0	0	0	0	4	7	4	0	0	0	0	0	50.2	61.8	3	16.7	0	0.0	0	0.0
2330	16	0	16	0	0	0	0	2330	0	0	0	0	0	0	2	4	7	2	0	0	0	0	48.7	56.1	1	8.3	1	8.3	1	8.3
2345	12	0	10	1	0	0	0	2345	0	0	0	0	0	0	2	4	0	0	0	0	0	0								
07-19	7542	66	6445	677	152	182	20	07-19	28	5	5	16	20	162	1224	2858	2217	931	53	3	0	0	44.2	49.5	56	0.7	7	0.1	0	0.0
06-22	8863	72	7629	775	173	193	21	06-22	28	5	5	16	20	196	1309	3242	2670	1290	76	5	1	0	44.6	50.1	82	0.9	11	0.1	1	0.0
06-00	9060	76	7807	787	174	195	21	06-00	28	5	5	16	20	196	1320	3280	2721	1362	97	8	1	1	44.7	50.3	107	1.2	16	0.2	4	0.0
00-00	9220	76	7940	803	182	198	21	00-00	28	5	5	17	20	198	1331	3314	2759	1426	105	9	2	1	44.8	50.4	117	1.3	18	0.2	5	0.1

	DIR 2
ALL VEHICLES	TOTAL
Mcycles	CLASS 1
Cars, taxis, 4WD	CLASS 2
LGV	CLASS 3
OGV1	CLASS 4
OGV2	CLASS 5
PSV	CLASS 6
	TIME
0 - 10 mph	0-10mph
10 - 15 mph	10-15mph
15 - 20 mph	15-20mph
20 - 25 mph	20-25mph
25 - 30 mph	25-30mph
30 - 35 mph	30-35mph
35 - 40 mph	35-40mph
40 - 45 mph	40-45mph
45 - 50 mph	45-50mph
50 - 60 mph	50-60mph
60 - 70 mph	60-70mph
70 - 80 mph	70-80mph
80 - 90 mph	80-90mph
90 - 100 mph	90mph+
AVG SPD	AVG SPD
85%ile	85%ile
> 60mph	PSL SPEEDING
% > 60mph	PSL% SPEEDING
	ACPO SPEEDING
	ACPO% SPEEDING
	DfT SPEEDING
	DfT% SPEEDING

DIR 2

PROJECT 35202 Ashford, Kent
SITE 35202-003
LOCATION GREAT CHART BYPASS
DIRECTION **SOUTHBOUND ↓**
PSL 60mph

Wed 26 Apr

DAY 2

Time	TOTAL	CLASS 1	CLASS 2	CLASS 3	CLASS 4	CLASS 5	CLASS 6	Fix1	Time	0-10mph	10-15mph	15-20mph	20-25mph	25-30mph	30-35mph	35-40mph	40-45mph	45-50mph	50-60mph	60-70mph	70-80mph	80-90mph	90mph+	AVG SPD	85%ile	PSL SPEEDING	PSL% SPEEDING	ACPO SPEEDING	ACPO% SPEEDING	DfT SPEEDING	DfT% SPEEDING
	ALL VEHICLES	Mcycles	Cars, taxis, 4WD	LGV	OGV1	OGV2	PSV			0 - 10 mph	10 - 15 mph	15 - 20 mph	20 - 25 mph	25 - 30 mph	30 - 35 mph	35 - 40 mph	40 - 45 mph	45 - 50 mph	50 - 60 mph	60 - 70 mph	70 - 80 mph	80 - 90 mph	90 - 100 mph	AVG SPD	85%ile	> 60mph	% > 60mph				
	Total	Cls 1	Cls 2	Cls 3	Cls 4	Cls 5	Cls 6		Time [--	Vbin 0 10	Vbin 10 15	Vbin 15 20	Vbin 20 25	Vbin 25 30	Vbin 30 35	Vbin 35 40	Vbin 40 45	Vbin 45 50	Vbin 50 60	Vbin 60 70	Vbin 70 80	Vbin 80 90	Vbin 90 100	Mean	Vpp 85	]PSL 60	]PSL% 60	]SL1 68 ACPO	]SL1% 68 ACPO	]SL2 75 DFT	]SL2% 75 DFT
0000	9	0	9	0	0	0	0		0000	0	0	0	0	0	0	1	1	0	7	0	0	0	0	50.9	-	0	0.0	0	0.0	0	0.0
0015	13	0	11	2	0	0	0		0015	0	0	0	0	0	0	0	3	9	0	1	0	0	0	47.3	49.4	1	7.7	0	0.0	0	0.0
0030	7	0	7	0	0	0	0		0030	0	0	0	0	0	0	0	0	3	3	1	0	0	0	53.6	-	1	14.3	0	0.0	0	0.0
0045	2	0	2	0	0	0	0		0045	0	0	0	0	0	0	0	0	0	1	1	0	0	0	61.9	-	1	50.0	0	0.0	0	0.0
0100	14	0	11	1	2	0	0		0100	0	0	0	0	0	0	1	3	3	6	1	0	0	0	49.7	56.1	1	7.1	0	0.0	0	0.0
0115	2	0	0	1	1	0	0		0115	0	0	0	0	0	0	0	0	1	1	0	0	0	0	51.3	-	0	0.0	0	0.0	0	0.0
0130	6	1	4	1	0	0	0		0130	0	0	0	0	0	0	0	0	4	1	1	0	0	0	51.0	-	1	16.7	0	0.0	0	0.0
0145	5	1	3	0	0	1	0		0145	0	0	0	0	0	1	0	1	1	1	1	0	0	0	47.0	-	1	20.0	0	0.0	0	0.0
0200	4	0	4	0	0	0	0		0200	0	0	0	0	0	0	0	0	0	4	0	0	0	0	54.8	-	0	0.0	0	0.0	0	0.0
0215	3	0	3	0	0	0	0		0215	0	0	0	0	0	0	0	2	1	0	0	0	0	0	45.1	-	0	0.0	0	0.0	0	0.0
0230	2	0	1	0	0	1	0		0230	0	0	0	0	0	0	0	1	1	0	0	0	0	0	45.6	-	0	0.0	0	0.0	0	0.0
0245	2	0	2	0	0	0	0		0245	0	0	0	0	0	0	0	0	1	1	0	0	0	0	50.3	-	0	0.0	0	0.0	0	0.0
0300	4	0	3	1	0	0	0		0300	0	0	0	0	0	0	0	0	1	2	1	0	0	0	56.9	-	1	25.0	0	0.0	0	0.0
0315	3	0	1	2	0	0	0		0315	0	0	0	0	0	0	0	0	2	1	0	0	0	0	50.3	-	0	0.0	0	0.0	0	0.0
0330	10	0	5	4	1	0	0		0330	0	0	0	0	0	0	1	1	2	5	1	0	0	0	51.2	-	1	10.0	0	0.0	0	0.0
0345	1	0	1	0	0	0	0		0345	0	0	0	0	0	0	0	0	0	1	0	0	0	0	53.2	-	0	0.0	0	0.0	0	0.0
0400	4	0	2	1	1	0	0		0400	0	0	0	0	0	1	0	1	0	1	1	0	0	0	48.8	-	1	25.0	0	0.0	0	0.0
0415	2	0	1	0	1	0	0		0415	0	0	0	0	0	0	0	0	0	1	1	0	0	0	59.6	-	1	50.0	0	0.0	0	0.0
0430	5	0	4	0	0	1	0		0430	0	0	0	0	0	1	0	0	0	4	0	0	0	0	50.3	-	0	0.0	0	0.0	0	0.0
0445	3	0	1	1	1	0	0		0445	0	0	0	0	0	0	0	0	1	2	0	0	0	0	51.3	-	0	0.0	0	0.0	0	0.0
0500	10	0	5	4	1	0	0		0500	0	0	0	0	0	0	0	1	6	2	1	0	0	0	49.5	-	1	10.0	0	0.0	0	0.0
0515	17	0	14	2	0	1	0		0515	0	0	0	0	0	0	1	7	0	8	1	0	0	0	49.3	55.7	1	5.9	0	0.0	0	0.0
0530	11	0	9	2	0	0	0		0530	0	0	0	0	0	0	0	0	3	4	4	0	0	0	55.5	63.9	4	36.4	0	0.0	0	0.0
0545	17	0	13	4	0	0	0		0545	0	0	0	0	0	0	0	3	6	6	2	0	0	0	50.9	58.3	2	11.8	0	0.0	0	0.0
0600	33	0	28	4	1	0	0		0600	0	0	0	0	0	0	4	2	9	15	2	1	0	0	50.4	56.0	3	9.1	1	3.0	0	0.0
0615	58	0	45	11	2	0	0		0615	0	0	0	0	0	0	2	18	13	25	0	0	0	0	48.3	54.4	0	0.0	0	0.0	0	0.0
0630	69	0	50	14	2	3	0		0630	0	0	0	0	0	0	3	16	25	24	1	0	0	0	48.4	53.7	1	1.4	0	0.0	0	0.0
0645	109	2	88	14	2	2	1		0645	0	0	0	0	0	0	11	30	34	32	1	1	0	0	47.2	53.1	2	1.8	1	0.9	0	0.0
0700	142	0	115	20	6	1	0		0700	0	0	0	0	0	0	11	46	58	25	2	0	0	0	46.4	51.2	2	1.4	0	0.0	0	0.0
0715	148	0	113	24	6	4	1		0715	0	0	1	8	1	3	17	53	44	20	1	0	0	0	43.4	50.0	1	0.7	0	0.0	0	0.0
0730	168	0	126	31	6	5	0		0730	0	0	0	0	3	10	20	62	52	21	0	0	0	0	43.8	49.2	0	0.0	0	0.0	0	0.0
0745	152	1	132	16	2	0	1		0745	5	1	0	1	4	1	26	70	41	3	0	0	0	0	41.0	46.9	0	0.0	0	0.0	0	0.0
0800	164	0	141	15	4	4	0		0800	0	0	0	0	0	3	27	73	43	16	2	0	0	0	44.2	49.0	2	1.2	0	0.0	0	0.0
0815	198	0	154	31	5	6	2		0815	0	0	0	0	0	4	62	82	38	12	0	0	0	0	42.2	46.8	0	0.0	0	0.0	0	0.0
0830	145	0	117	18	3	6	1		0830	0	0	0	0	0	2	27	49	45	21	1	0	0	0	44.7	50.2	1	0.7	0	0.0	0	0.0
0845	149	0	123	16	4	4	2		0845	0	0	0	0	0	8	12	55	43	31	0	0	0	0	45.2	51.2	0	0.0	0	0.0	0	0.0
0900	246	0	211	28	4	3	0		0900	0	0	0	0	0	15	67	113	39	12	0	0	0	0	42.0	46.3	0	0.0	0	0.0	0	0.0
0915	150	0	119	22	7	1	1		0915	0	0	0	0	0	3	22	64	49	12	0	0	0	0	43.8	48.2	0	0.0	0	0.0	0	0.0
0930	152	0	125	22	2	2	1		0930	0	0	0	0	3	6	41	55	37	10	0	0	0	0	42.6	47.1	0	0.0	0	0.0	0	0.0
0945	128	2	95	23	6	2	0		0945	0	0	0	0	0	1	18	52	38	18	1	0	0	0	45.0	50.0	1	0.8	0	0.0	0	0.0
1000	120	1	95	17	7	0	0		1000	0	0	0	0	0	3	26	45	25	20	1	0	0	0	44.1	50.6	1	0.8	0	0.0	0	0.0
1015	120	0	108	12	0	0	0		1015	0	0	0	0	0	0	14	44	45	16	1	0	0	0	45.3	49.5	1	0.8	0	0.0	0	0.0
1030	133	0	110	16	2	4	1		1030	0	0	0	0	0	0	13	56	53	11	0	0	0	0	45.0	49.1	0	0.0	0	0.0	0	0.0
1045	115	1	96	13	2	1	2		1045	0	0	0	0	0	1	13	44	39	15	3	0	0	0	45.5	50.5	3	2.6	0	0.0	0	0.0
1100	141	1	116	18	4	2	0		1100	0	0	0	0	5	3	18	55	44	16	0	0	0	0	43.8	49.1	0	0.0	0	0.0	0	0.0
1115	129	0	105	10	8	6	0		1115	0	0	0	0	0	0	24	58	37	9	1	0	0	0	43.8	48.7	1	0.8	0	0.0	0	0.0
1130	136	1	111	17	5	2	0		1130	0	0	1	0	0	2	23	64	29	16	1	0	0	0	43.8	49.4	1	0.7	0	0.0	0	0.0
1145	109	1	95	8	3	2	0		1145	0	0	0	0	0	1	22	32	39	15	0	0	0	0	44.3	49.7	0	0.0	0	0.0	0	0.0
1200	138	1	123	10	2	1	1		1200	0	0	0	0	0	2	16	41	54	25	0	0	0	0	45.6	50.8	0	0.0	0	0.0	0	0.0
1215	161	0	137	18	3	2	1		1215	0	0	0	0	0	2	21	59	56	22	1	0	0	0	45.0	49.7	1	0.6	0	0.0	0	0.0
1230	151	1	134	14	2	0	0		1230	0	0	0	0	0	6	25	65	36	17	1	1	0	0	44.4	49.3	2	1.3	2	1.3	1	0.7
1245	139	0	114	12	10	3	0		1245	0	0	0	0	0	1	25	60	36	17	0	0	0	0	44.0	49.1	0	0.0	0	0.0	0	0.0
1300	157	0	131	18	5	1	2		1300	0	0	0	0	0	0	15	53	62	26	1	0	0	0	46.0	50.3	1	0.6	0	0.0	0	0.0
1315	136	0	118	11	4	2	1		1315	0	0	0	0	0	2	9	55	42	27	1	0	0	0	45.8	51.7	1	0.7	0	0.0	0	0.0
1330	128	0	107	17	2	0	2		1330	0	0	0	0	0	0	8	34	52	31	3	0	0	0	47.4	52.9	3	2.3	0	0.0	0	0.0
1345	144	2	125	6	6	4	1		1345	0	0	0	0	0	4	19	57	47	16	1	0	0	0	44.7	49.4	1	0.7	0	0.0	0	0.0
1400	151	1	128	17	4	1	0		1400	0	0	0	0	0	0	18	55	58	20	0	0	0	0	45.4	49.9	0	0.0	0	0.0	0	0.0
1415	159	1	132	17	7	1	1		1415	0	0	0	2	10	5	7	90	30	15	0	0	0	0	42.7	48.0	0	0.0	0	0.0	0	0.0
1430	174	0	152	15	4	3	0		1430	0	0	0	0	1	9	21	70	54	17	2	0	0	0	44.2	49.2	2	1.1	0	0.0	0	0.0
1445	160	2	140	12	2	4	0		1445	0	0	0	0	0	0	7	60	71	21	1	0	0	0	46.0	50.0	1	0.6	0	0.0	0	0.0
1500	180	2	154	18	3	3	0		1500	0	0	0	0	0	10	18	81	51	16	4	0	0	0	44.3	49.2	4	2.2	0	0.0	0	0.0
1515	292	2	256	26	6	2	0		1515	1	0	0	1	3	23	97	125	33	9	0	0	0	0	40.5	44.9	0	0.0	0	0.0	0	0.0
1530	167	3	153	8	2	1	0		1530	9	0	0	0	0	3	62	55	32	6	0	0	0	0	40.1	47.2	0	0.0	0	0.0	0	0.0
1545	180	1	162	11	1	2	3		1545	3	0	0	1	0	6	21	67	52	29	1	0	0	0	44.3	50.5	1	0.6	0	0.0	0	0.0
1600	162	3	143	12	3	1	0		1600	0	0	1	0	0	0	14	59	61	24	2	0	0	1	45.8	50.8	3	1.9	1	0.6	1	0.6
1615	112	1	100	8	0	3	0		1615	2	1	0	0	0	17	29	33	19	10	1	0	0	0	40.9	49.2	1	0.9	0	0.0	0	0.0
1630	187	5	169	11	1	1	0		1630	5	6	0	2	2	4	42	78	39	9	0	0	0	0	40.5	47.4	0	0.0	0	0.0	0	0.0
1645	167	2	157	7	1	0	0		1645	1	1	1	1	1	0	17	84	50	10	1	0	0	0	43.5	48.0	1	0.6	0	0.0	0	0.0
1700	179	1	163	12	1	2	0		1700	0	0	2	0	4	7	25	52	56	33	0	0	0	0	44.5	51.4	0	0.0	0	0.0	0	0.0
1715	204	6	176	16	3	2	1		1715	0	0	0	0	0	3	32	79	61	26	3	0	0	0	44.6	49.6	3	1.5	0	0.0	0	0.0
1730	194	1	180	12	1	0	0		1730	0	0	0	0	0	1	13	69	72	35	4	0	0	0	46.5	51.4	4	2.1	0	0.0	0	0.0
1745	191	0	182	9	0	0	0		1745	0	0	0	0	0	0	8	52	79	48	4	0	0	0	47.7	51.8	4	2.1	0	0.0	0	0.0
1800	214	2	192	16	4	0	0		1800	0	0	0	0	0	0	27	94	61	28	3	1	0	0	45.2	50.1	4	1.9	1	0.5	0	0.0
1815	175	2	164	8	1	0	0		1815	0	0	0	0	0	0	7	52	69	45	2	0	0	0	47.3	51.8	2	1.1	0	0.0	0	0.0
1830	144	1	129	13	1	0	0		1830	0	0	0	0	0	0	1	44	54	44	1	0	0	0	47.9	52.9	1	0.7	0	0.0	0	0.0
1845	145	5	131	7	0	2	0		1845	0	0	0	0	0	0	20	29	61	28	6	1	0	0	47.1	52.5	7	4.8	3	2.1	0	0.0
1900	125	0	120	3	0	2	0		1900	0	0	0	0	0	0	3	26	52	40	4	0	0	0	48.7	53.6	4	3.2	0	0.0	0	0.0
1915	112	2	104	5	1	0	0		1915	0	0	0	0	0	0	7	28	45	32	0	0	0	0	47.6	54.2	0	0.0	0	0.0	0	0.0
1930	105	1	103	1	0	0	0		1930	0	0	0	0	0	0	0	15	41	46	2	1	0	0	50.0	54.4	3	2.9	1	1.0	0	0.0
1945	101	2	97	2	0	0	0		1945	0	0	0	1	0	0	5	31	26	37	0	1	0	0	47.9	54.6	1	1.0	1	1.0	1	1.0
2000	101	0	93	6	1	1	0		2000	0	0	0	0	0	0	2	28	28	43	0	0	0	0	48.7	55.3	0	0.0	0	0.0	0	0.0
2015	104	0	96	5	3	0	0		2015	0	0	0	0	0	0	8	33	31	28	3	1	0	0	48.0	54.4	4	3.8	1	1.0	0	0.0
2030	78	1	76	1	0	0	0		2030	0	0	0	0	0	0	5	18	24	24	7	0	0	0	49.2	55.7	7	9.0	0	0.0	0	0.0
2045	66	1	62	3	0	0	0		2045	0	0	0	0	0	0	1	22	24	15	4	0	0	0	48.2	57.7	4	6.1	1	1.5	0	0.0
2100	71	0	68	2	0	1	0		2100	0	0	0	0	0	0	5	16	22	26	1	1	0	0	48.6	55.1	2	2.8	1	1.4	0	0.0
2115	63	0	56	7	0	0	0		2115	0	0	0	0	0	2	6	16	28	10	1	0	0	0	46.2	51.3	1	1.6	0	0.0	0	0.0
2130	48	0	48	0	0	0	0		2130	0	0	0	0	0	0	0	9	21	18	0	0	0	0	48.3	52.3	0	0.0	0	0.0	0	0.0
2145	44	0	41	2	1	0	0		2145	0	0	0	0	0	0	1	4	16	18	3	2	0	0	51.9	58.1	5	11.4	2	4.5	0	0.0
2200	43	1	38	4	0	0	0		2200	0	0	0	0	0	3	4	8	11	11	5	1	0	0	48.6	58.5	6	14.0	2	4.7	0	0.0
2215	51	0	47	2	1	1	0		2215	0	0	0	0	0	0	0	12	17	20	2	0	0	0	49.6	56.8	2	3.9	0	0.0	0	0.0
2230	34	0	30	4	0	0	0		2230	0	0	0	0	0	0	2	9	9	12	2	0	0	0	48.7	54.2	2	5.9	0	0.0	0	0.0
2245	28	0	26	2	0	0	0		2245	0	0	0	0	1	0	1	5	10	8	2	1	0	0	49.3	56.0	3	10.7	1	3.6	0	0.0
2300	42	0	41	1	0	0	0		2300	0	0	0	0	0	0	6	8	10	13	5	0	0	0	49.3	57.7	5	11.9	2	4.8	0	0.0
2315	29	0	25	3	0	1	0		2315	0	0	0	1	0	3	3	3	10	8	1	0	0	0	46.2	57.0	1	3.4	0	0.0	0	0.0
2330	32	0	29	3	0	0	0		2330	0	0	0	0	0	0	5	1	13	12	0	1	0	0	49.8	58.1	1	3.1	1	3.1	0	0.0
2345	22	0	22	0	0	0	0		2345	0	0	0	0	0	0	3	7	3	8	0	0	1	0	48.9	55.8	1	4.5	1	4.5	1	4.5
07-19	7636	53	6559	738	165	96	25		07-19	26	9	6	16	37	171	1127	2924	2286	973	57	3	0	1	44.3	49.7	61	0.8	7	0.1	2	0.0
06-22	8923	62	7734	818	178	105	26		06-22	26	9	6	17	37	173	1190	3236	2725	1406	86	11	0	1	44.9	50.6	98	1.1	16	0.2	3	0.0
06-00	9204	63	7992	837	179	107	26		06-00	26	9	6	18	38	179	1214	3289	2808	1498	103	14	1	1	45.0	50.7	119	1.3	23	0.3	4	0.0
00-00	9360	65	8108	863	187	111	26		00-00	26	9	6	18	38	182	1218	3313	2853	1560	121	14	1	1	45.1	50.9	137	1.5	23	0.2	4	0.0

DIR 2

PROJECT 35202 Ashford, Kent
SITE 35202-003
LOCATION GREAT CHART BYPASS
DIRECTION **SOUTHBOUND ↓**
PSL 60mph

Thu 27 Apr
DAY 3

	TOTAL	CLASS 1	CLASS 2	CLASS 3	CLASS 4	CLASS 5	CLASS 6
ALL VEHICLES							
Mcycles							
Cars, taxis, 4WD							
LGV							
OGV1							
OGV2							
PSV							

TIME	0 - 10 mph	10 - 15 mph	15 - 20 mph	20 - 25 mph	25 - 30 mph	30 - 35 mph	35 - 40 mph	40 - 45 mph	45 - 50 mph	50 - 60 mph	60 - 70 mph	70 - 80 mph	80 - 90 mph	90 - 100 mph	AVG SPD	85%ile	> 60mph	% > 60mph
0-10mph																		
10-15mph																		
15-20mph																		
20-25mph																		
25-30mph																		
30-35mph																		
35-40mph																		
40-45mph																		
45-50mph																		
50-60mph																		
60-70mph																		
70-80mph																		
80-90mph																		
90mph+																		
AVG SPD																		
85%ile																		
PSL SPEEDING																		
PSL% SPEEDING																		
ACPO SPEEDING																		
ACPO% SPEEDING																		
DfT SPEEDING																		
DfT% SPEEDING																		

Time	Total	Cls 1	Cls 2	Cls 3	Cls 4	Cls 5	Cls 6	Fxd	Time	Vbin 0 10	Vbin 10 15	Vbin 15 20	Vbin 20 25	Vbin 25 30	Vbin 30 35	Vbin 35 40	Vbin 40 45	Vbin 45 50	Vbin 50 60	Vbin 60 70	Vbin 70 80	Vbin 80 90	Vbin 90 100	Mean 85	Vip 85	JPSL 60	JPSL% 60	JSL1 68	JSL1% 68	JSL2 75	JSL2% 75	JSL3 85	JSL3% 85
0000	17	0	16	1	0	0	0	0000	0000	0	0	0	0	0	0	0	0	0	0	0	0	0	0	50.4	58.5	2	11.8	1	5.9	1	5.9	1	5.9
0015	17	2	12	3	0	0	0	0015	0015	0	0	0	0	0	0	0	0	0	0	0	0	0	0	50.5	66.1	3	17.7	1	5.9	0	0.0	0	0.0
0030	6	0	4	2	0	0	0	0030	0030	0	0	0	0	0	0	0	0	0	0	0	0	0	0	49.2 -		1	16.7	0	0.0	0	0.0	0	0.0
0045	6	0	5	1	0	0	0	0045	0045	0	0	0	0	0	0	0	0	0	0	0	0	0	0	44.1 -		0	0.0	0	0.0	0	0.0	0	0.0
0100	5	0	5	0	0	0	0	0100	0100	0	0	0	0	0	0	0	0	0	0	0	0	0	0	49.8 -		1	20.0	1	20.0	0	0.0	0	0.0
0115	1	0	1	0	0	0	0	0115	0115	0	0	0	0	0	0	0	0	0	0	0	0	0	0	57.5 -		0	0.0	0	0.0	0	0.0	0	0.0
0130	0	0	0	0	0	0	0	0130	0130	0	0	0	0	0	0	0	0	0	0	0	0	0	0	-	-	0	0.0	0	0.0	0	0.0	0	0.0
0145	5	0	5	0	0	0	0	0145	0145	0	0	0	0	0	0	0	0	0	0	0	0	0	0	50.8 -	52.8 -	1	25.0	0	0.0	0	0.0	0	0.0
0200	4	0	4	0	0	0	0	0200	0200	0	0	0	0	0	0	0	0	0	0	0	0	0	0	50.6 -	50.6 -	0	0.0	0	0.0	0	0.0	0	0.0
0215	5	0	2	1	0	0	0	0215	0215	0	0	0	0	0	0	0	0	0	0	0	0	0	0	41.1 -	41.1 -	0	0.0	0	0.0	0	0.0	0	0.0
0230	2	0	2	0	0	0	0	0230	0230	0	0	0	0	0	0	0	0	0	0	0	0	0	0	54.4 -	54.4 -	0	0.0	0	0.0	0	0.0	0	0.0
0245	7	0	6	1	0	0	0	0245	0245	0	0	0	0	0	0	0	0	0	0	0	0	0	0	47.4 -	47.4 -	1	14.3	0	0.0	0	0.0	0	0.0
0300	7	0	5	2	0	0	0	0300	0300	0	0	0	0	0	0	0	0	0	0	0	0	0	0	53.0 -	53.0 -	1	20.0	0	0.0	0	0.0	0	0.0
0315	5	0	5	0	0	0	0	0315	0315	0	0	0	0	0	0	0	0	0	0	0	0	0	0	52.4 -	52.4 -	1	14.3	1	14.3	0	0.0	0	0.0
0330	7	0	6	1	0	0	0	0330	0330	0	0	0	0	0	0	0	0	0	0	0	0	0	0	45.3 -	45.3 -	0	0.0	0	0.0	0	0.0	0	0.0
0345	6	0	4	1	1	0	0	0345	0345	0	0	0	0	0	0	0	0	0	0	0	0	0	0	52.0 -	52.0 -	0	0.0	0	0.0	0	0.0	0	0.0
0400	6	0	5	1	0	0	0	0400	0400	0	0	0	0	0	0	0	0	0	0	0	0	0	0	45.7 -	45.7 -	0	0.0	0	0.0	0	0.0	0	0.0
0415	3	0	2	0	1	0	0	0415	0415	0	0	0	0	0	0	0	0	0	0	0	0	0	0	52.1 -	52.1 -	0	0.0	0	0.0	0	0.0	0	0.0
0430	6	0	3	2	0	1	0	0430	0430	0	0	0	0	0	0	0	0	0	0	0	0	0	0	48.8	53.1	2	33.3	0	0.0	0	0.0	0	0.0
0445	8	0	6	2	0	0	0	0445	0445	0	0	0	0	0	0	0	0	0	0	0	0	0	0	49.7 -	49.7 -	1	12.5	0	0.0	0	0.0	0	0.0
0500	11	0	7	4	0	0	0	0500	0500	0	0	0	0	0	0	0	0	0	0	0	0	0	0	50.2	58.2	1	9.1	0	0.0	0	0.0	0	0.0
0515	16	0	15	1	0	0	0	0515	0515	0	0	0	0	0	0	0	0	0	0	0	0	0	0	49.7	57.1	0	0.0	0	0.0	0	0.0	0	0.0
0530	15	0	13	2	0	0	0	0530	0530	0	0	0	0	0	0	0	0	0	0	0	0	0	0	44.6	49.2	0	0.0	0	0.0	0	0.0	0	0.0
0545	19	0	17	0	1	1	0	0545	0545	0	0	0	0	0	0	0	0	0	0	0	0	0	0	45.5	50.4	0	0.0	0	0.0	0	0.0	0	0.0
0600	27	0	20	0	6	1	0	0600	0600	0	0	0	0	0	0	0	0	0	0	0	0	0	0	45.1	49.7	0	0.0	0	0.0	0	0.0	0	0.0
0615	53	0	39	10	4	0	0	0615	0615	0	0	0	0	0	0	0	0	0	0	0	0	0	0	45.9	50.6	0	0.0	0	0.0	0	0.0	0	0.0
0630	72	0	56	12	2	1	0	0630	0630	0	0	0	0	0	0	0	0	0	0	0	0	0	0	44.6	49.2	0	0.0	0	0.0	0	0.0	0	0.0
0645	112	1	85	22	2	0	0	0645	0645	0	0	0	0	0	0	0	0	0	0	0	0	0	0	45.1	49.7	0	0.0	0	0.0	0	0.0	0	0.0
0700	144	0	109	27	6	2	0	0700	0700	0	0	0	0	0	0	0	0	0	0	0	0	0	0	45.9	50.6	0	0.0	0	0.0	0	0.0	0	0.0
0715	160	2	115	34	5	3	1	0715	0715	0	0	0	0	0	0	0	0	0	0	0	0	0	0	44.6	49.2	0	0.0	0	0.0	0	0.0	0	0.0
0730	182	0	145	26	6	4	1	0730	0730	0	0	0	0	0	0	0	0	0	0	0	0	0	0	42.5	47.2	0	0.0	0	0.0	0	0.0	0	0.0
0745	175	1	140	22	8	4	1	0745	0745	0	0	0	0	0	0	0	0	0	0	0	0	0	0	45.8	49.8	2	1.5	0	0.0	0	0.0	0	0.0
0800	194	0	157	23	9	4	1	0800	0800	0	0	0	0	0	0	0	0	0	0	0	0	0	0	42.6	48.0	0	0.0	0	0.0	0	0.0	0	0.0
0815	187	1	152	23	6	3	2	0815	0815	0	0	0	0	0	0	0	0	0	0	0	0	0	0	45.1	48.9	0	0.0	0	0.0	0	0.0	0	0.0
0830	162	1	137	14	3	7	0	0830	0830	0	0	0	0	0	0	0	0	0	0	0	0	0	0	45.9	49.7	0	0.0	0	0.0	0	0.0	0	0.0
0845	156	0	132	19	4	4	0	0845	0845	0	0	0	0	0	0	0	0	0	0	0	0	0	0	44.6	50.6	0	0.0	0	0.0	0	0.0	0	0.0
0900	217	0	188	22	4	3	0	0900	0900	0	0	0	0	0	0	0	0	0	0	0	0	0	0	44.3	48.7	1	0.6	0	0.0	0	0.0	0	0.0
0915	178	1	135	29	8	2	3	0915	0915	0	0	0	0	0	0	0	0	0	0	0	0	0	0	46.6	51.2	0	0.0	0	0.0	0	0.0	0	0.0
0930	120	0	93	21	2	2	2	0930	0930	0	0	0	0	0	0	0	0	0	0	0	0	0	0	43.6	47.8	1	0.5	1	0.5	0	0.0	0	0.0
0945	119	0	106	9	2	1	1	0945	0945	0	0	0	0	0	0	0	0	0	0	0	0	0	0	44.6	49.2	0	0.0	0	0.0	0	0.0	0	0.0
1000	105	0	89	12	2	2	0	1000	1000	0	0	0	0	0	0	0	0	0	0	0	0	0	0	45.5	50.4	0	0.0	0	0.0	0	0.0	0	0.0
1015	119	1	99	12	4	3	0	1015	1015	0	0	0	0	0	0	0	0	0	0	0	0	0	0	45.1	49.7	0	0.0	0	0.0	0	0.0	0	0.0
1030	134	0	111	12	0	8	3	1030	1030	0	0	0	0	0	0	0	0	0	0	0	0	0	0	44.6	49.2	0	0.0	0	0.0	0	0.0	0	0.0
1045	132	1	103	18	6	4	0	1045	1045	0	0	0	0	0	0	0	0	0	0	0	0	0	0	45.8	49.8	2	1.5	0	0.0	0	0.0	0	0.0
1100	145	0	122	14	3	5	1	1100	1100	0	0	0	0	0	0	0	0	0	0	0	0	0	0	42.6	48.0	0	0.0	0	0.0	0	0.0	0	0.0
1115	170	1	153	13	2	1	0	1115	1115	0	0	0	0	0	0	0	0	0	0	0	0	0	0	45.1	48.9	0	0.0	0	0.0	0	0.0	0	0.0
1130	162	2	141	12	3	3	1	1130	1130	0	0	0	0	0	0	0	0	0	0	0	0	0	0	45.7	49.5	2	1.2	0	0.0	0	0.0	0	0.0
1145	139	3	118	12	3	3	0	1145	1145	0	0	0	0	0	0	0	0	0	0	0	0	0	0	46.0	50.3	0	0.0	0	0.0	0	0.0	0	0.0
1200	127	2	108	10	3	4	0	1200	1200	0	0	0	0	0	0	0	0	0	0	0	0	0	0	44.3	49.5	1	0.8	1	0.8	0	0.0	0	0.0
1215	151	3	131	9	6	2	0	1215	1215	0	0	0	0	0	0	0	0	0	0	0	0	0	0	44.5	49.5	1	0.5	0	0.0	0	0.0	0	0.0
1230	151	2	134	11	2	1	1	1230	1230	0	0	0	0	0	0	0	0	0	0	0	0	0	0	44.1	48.8	2	1.3	1	0.7	1	0.7	1	0.7
1245	154	1	124	18	6	5	0	1245	1245	0	0	0	0	0	0	0	0	0	0	0	0	0	0	44.9	49.8	2	1.3	1	0.7	0	0.0	0	0.0
1300	153	0	131	16	3	3	0	1300	1300	0	0	0	0	0	0	0	0	0	0	0	0	0	0	45.0	50.0	1	0.6	1	0.6	0	0.0	0	0.0
1315	130	1	108	17	3	1	0	1315	1315	0	0	0	0	0	0	0	0	0	0	0	0	0	0	44.6	49.8	1	0.7	0	0.0	0	0.0	0	0.0
1330	150	1	126	17	3	3	0	1330	1330	0	0	0	0	0	0	0	0	0	0	0	0	0	0	45.4	49.9	2	1.5	0	0.0	0	0.0	0	0.0
1345	163	4	125	24	6	4	0	1345	1345	0	0	0	0	0	0	0	0	0	0	0	0	0	0	45.6	49.4	1	0.7	0	0.0	0	0.0	0	0.0
1400	158	0	133	18	0	5	2	1400	1400	0	0	0	0	0	0	0	0	0	0	0	0	0	0	44.1	49.7	0	0.0	0	0.0	0	0.0	0	0.0
1415	173	0	154	11	7	1	0	1415	1415	0	0	0	0	0	0	0	0	0	0	0	0	0	0	45.8	50.8	1	0.6	0	0.0	0	0.0	0	0.0
1430	171	2	145	17	2	4	1	1430	1430	0	0	0	0	0	0	0	0	0	0	0	0	0	0	44.6	50.1	0	0.0	0	0.0	0	0.0	0	0.0
1445	202	2	179	14	3	4	0	1445	1445	0	0	0	0	0	0	0	0	0	0	0	0	0	0	44.6	49.8	0	0.0	0	0.0	0	0.0	0	0.0
1500	211	0	183	21	4	3	0	1500	1500	0	0	0	0	0	0	0	0	0	0	0	0	0	0	42.7	48.7	0	0.0	0	0.0	0	0.0	0	0.0
1515	256	4	233	13	4	1	1	1515	1515	0	0	0	0	0	0	0	0	0	0	0	0	0	0	39.0	44.2	0	0.0	0	0.0	0	0.0	0	0.0
1530	150	2	136	8	2	2	0	1530	1530	0	0	0	0	0	0	0	0	0	0	0	0	0	0	41.5	46.9	0	0.0	0	0.0	0	0.0	0	0.0
1545	211	1	180	22	3	2	0	1545	1545	0	0	0	0	0	0	0	0	0	0	0	0	0	0	44.1	49.1	0	0.0	0	0.0	0	0.0	0	0.0
1600	175	4	150	16	4	0	1	1600	1600	0	0	0	0	0	0	0	0	0	0	0	0	0	0	41.9	46.0	0	0.0	0	0.0	0	0.0	0	0.0
1615	202	4	177	16	4	1	0	1615	1615	0	0	0	0	0	0	0	0	0	0	0	0	0	0	46.1	51.3	3	1.5	0	0.0	0	0.0	0	0.0
1630	215	2	198	13	2	0	0	1630	1630	0	0	0	0	0	0	0	0	0	0	0	0	0	0	45.4	50.9	0	0.0	0	0.0	0	0.0	0	0.0
1645	194	0	180	11	3	0	0	1645	1645	0	0	0	0	0	0	0	0	0	0	0	0	0	0	44.7	49.9	0	0.0	0	0.0	0	0.0	0	0.0
1700	158	1	146	6	0	0	0	1700	1700	0	0	0	0	0	0	0	0	0	0	0	0	0	0	45.3	49.7	1	0.6	0	0.0	0	0.0	0	0.0
1715	153	1	146	6	0	0	0	1715	1715	0	0	0	0	0	0	0	0	0	0	0	0	0	0	40.8	46.4	0	0.0	0	0.0	0	0.0	0	0.0
1730	172	1	161	9	0	1	0	1730	1730	0	0	0	0	0	0	0	0	0	0	0	0	0	0	41.9	48.2	0	0.0	0	0.0	0	0.0	0	0.0
1745	198	0	179	16	2	1	0	1745	1745	0	0	0	0	0	0	0	0	0	0	0	0	0	0	44.5	49.5	1	0.5	0	0.0	0	0.0	0	0.0
1800	172	0	155	15	1	0	1	1800	1800	0	0	0	0	0	0	0	0	0	0	0	0	0	0	46.4	51.4	3	1.7	0	0.0	0	0.0	0	0.0
1815	135	2	120	12	1	0	0	1815	1815	0	0	0	0	0	0	0	0	0	0	0	0	0	0	46.6	51.3	1	0.7	0	0.0	0	0.0	0	0.0
1830	126	0	120	5	1	0	0	1830	1830	0	0	0	0	0	0	0	0	0	0	0	0	0	0	47.3	50.7	1	0.8	0	0.0	0	0.0	0	0.0
1845	147	1	139	7	0	0	0	1845	1845	0	0	0	0	0	0	0	0	0	0	0	0	0	0	45.5	49.9	0	0.0	0	0.0	0	0.0	0	0.0
1900	95	2	89	3	1	0	0	1900	1900	0	0	0	0	0	0	0	0	0	0	0	0	0	0	45.4	50.2	1	1.1	0	0.0	0	0.0	1	1.1
1915	106	0	101	5	0	0	0	1915	1915	0	0	0	0	0	0	0	0	0	0	0	0	0	0	48.5	53.6	2	1.9	0	0.0	0	0.0	0	0.0
1930	117	0	108	5	2	0	0	1930	1930	0	0	0	0	0	0	0	0	0	0	0	0	0	0	44.4	51.9	2	1.7	0	0.0	0	0.0	0	0.0
1945	105	1	99	4	0	1	0	1945	1945	0	0	0	0	0	0	0	0	0	0	0	0	0	0	47.2	52.9	1	1.0	0	0.0	0	0.0	0	0.0
2000	98	0	94	3	1	0	0	2000	2000	0	0	0	0	0	0	0	0	0	0	0	0	0	0	44.8	50.8	1	1.0	0	0.0	0	0.0	0	0.0
2015	76	0	73	0	0	0	0	2015	2015	0	0	0	0	0	0	0	0	0	0	0	0	0	0	45.9	51.3	1	1.3	0	0.0	0	0.0	0	0.0
2030	70	1	67	2	0	0	0	2030	2030	0	0	0	0	0	0	0	0	0	0	0	0	0	0	48.5	54.5	3	4.3	0	0.0	0	0.0	0	0.0
2045	56	1	53	2	0	0	0	2045	2045	0	0	0	0	0	0	0	0	0	0	0	0	0	0	46.0	51.8	0	0.0	0	0.0	0	0.0	0	0.0
2100	72	2	64	5	0	1	0	2100	2100	0	0	0	0	0	0	0	0	0	0	0	0	0	0	45.6	50.9	0	0.0	0	0.0	0	0.0	0	0.0
2115	73	0	71	2	0	0	0	2115	2115	0	0	0	0	0	0	0	0	0	0	0	0	0	0	44.2	48.9	0	0.0	0	0.0	0	0.0	0	0.0
2130	68	0	62	6	0	0	0	2130	2130	0	0	0	0	0	0	0	0	0	0	0	0	0	0	44.6	50.7	1	1.5	0	0.0	0	0.0	0	0.0
2145	52	1	45	1	0	0	0	2145	2145	0	0	0	0	0	0	0	0	0	0	0	0	0	0	43.6	49.3	1	1.9	0	0.0	0	0.0	0	0.0
2200	47	0	43	3	1	0	0	2200	2200	0	0	0	0	0	0	0	0	0	0	0	0	0	0	47.1	54.9	2	4.3	0	0.0	0	0.0	0	0.0
2215	47	0	43	3	0	1	0	2215	2215	0	0	0	0	0	0	0	0	0	0	0	0	0	0	46.7	53.3	2	4.3	1	2.1	0	0.0	0	0.0
2230	34	0	33	0	0	1	0	2230	2230	0	0	0	0	0	0	0	0	0	0	0	0	0	0	48.3	56.9	2	5.9	1	2.9	0	0.0	0	0.0
2245	31	0	30	0	0	1	0	2245	2245	0	0	0	0	0	0	0	0	0	0	0	0	0	0	45.1	50.5	0	0.0	0	0.0	0	0.0	0	0.0
2300	21	0	19	2	0	0	0	2300	2300	0	0	0	0	0	0	0	0	0	0	0	0	0	0	48.1	56.0	1	4.8	1	4.8	0	0.0	1	4.8
2315	23	0	19	4	0	0	0	2315	2315	0	0	0	0	0	0	0	0	0	0	0	0	0	0	44.9	48.8	0	0.0	0	0.0	0	0.0	0	0.0
2330	17	0	16	1	0	0	0	2330	2330	0	0	0	0	0	0	0	0	0	0	0	0	0	0	47.7	53.8	0	0.0	0	0.0	0	0.0

PROJECT 35202 Ashford, Kent
SITE 35202-003
LOCATION GREAT CHART BYPASS
DIRECTION **SOUTHBOUND ↓**
PSL 60mph

DIR 2

	DIR 2
ALL VEHICLES	TOTAL
Mcycles	CLASS 1
Cars, taxis, 4WD	CLASS 2
LGV	CLASS 3
OGV1	CLASS 4
OGV2	CLASS 5
PSV	CLASS 6
	TIME
0 - 10 mph	0-10mph
10 - 15 mph	10-15mph
15 - 20 mph	15-20mph
20 - 25 mph	20-25mph
25 - 30 mph	25-30mph
30 - 35 mph	30-35mph
35 - 40 mph	35-40mph
40 - 45 mph	40-45mph
45 - 50 mph	45-50mph
50 - 60 mph	50-60mph
60 - 70 mph	60-70mph
70 - 80 mph	70-80mph
80 - 90 mph	80-90mph
90 - 100 mph	90mph+
AVG SPD	AVG SPD
85%ile	85%ile
> 60mph	PSL SPEEDING
% > 60mph	PSL% SPEEDING
	ACPO SPEEDING
	ACPO% SPEEDING
	DfT SPEEDING
	DfT% SPEEDING

Fri 28 Apr

DAY 4	Total	Cls 1	Cls 2	Cls 3	Cls 4	Cls 5	Cls 6	Fxd 1	Time
0000	10	0	6	4	0	0	0	0	0000
0015	11	1	9	1	0	0	0	0	0015
0030	4	0	4	0	0	0	0	0	0030
0045	6	0	5	1	0	0	0	0	0045
0100	14	0	10	3	1	0	0	0	0100
0115	6	0	6	0	0	0	0	0	0115
0130	5	0	4	0	1	0	0	0	0130
0145	9	2	7	1	0	0	0	0	0145
0200	2	0	2	0	0	0	0	0	0200
0215	5	0	5	0	0	0	0	0	0215
0230	3	0	2	1	0	0	0	0	0230
0245	3	0	3	0	0	0	0	0	0245
0300	2	0	2	0	0	0	0	0	0300
0315	3	0	2	1	0	0	0	0	0315
0330	5	0	4	0	0	0	1	0	0330
0345	4	0	3	0	1	0	0	0	0345
0400	7	0	6	0	1	0	0	0	0400
0415	3	0	2	0	0	1	0	0	0415
0430	2	0	2	0	0	0	0	0	0430
0445	8	0	6	1	1	0	0	0	0445
0500	12	0	6	2	1	3	0	0	0500
0515	18	0	16	2	0	0	0	0	0515
0530	13	0	11	1	1	0	0	0	0530
0545	17	0	15	1	1	0	0	0	0545
0600	30	0	23	3	2	0	0	0	0600
0615	53	0	39	11	2	1	0	0	0615
0630	86	0	69	14	2	1	0	0	0630
0645	106	2	79	21	3	1	0	0	0645
0700	133	0	101	24	4	3	1	0	0700
0715	148	3	119	17	6	3	0	0	0715
0730	163	0	128	20	7	8	0	0	0730
0745	179	1	156	12	5	5	0	0	0745
0800	162	2	127	22	5	5	1	0	0800
0815	178	1	145	23	5	2	2	0	0815
0830	116	2	96	10	3	5	0	0	0830
0845	112	3	89	14	2	4	0	0	0845
0900	242	0	208	28	4	2	0	0	0900
0915	152	0	124	19	5	2	2	0	0915
0930	126	1	101	14	8	2	0	0	0930
0945	135	0	115	11	6	3	0	0	0945
1000	128	3	106	15	1	3	0	0	1000
1015	152	0	124	17	7	3	1	0	1015
1030	128	1	105	18	2	0	0	0	1030
1045	144	1	121	17	4	1	0	0	1045
1100	131	1	113	10	2	4	1	0	1100
1115	152	0	132	15	3	2	0	0	1115
1130	145	1	125	9	6	4	0	0	1130
1145	157	1	136	16	3	1	0	0	1145
1200	147	0	122	16	4	5	0	0	1200
1215	158	2	129	18	6	2	1	0	1215
1230	152	1	122	16	10	2	1	0	1230
1245	162	1	146	12	0	3	0	0	1245
1300	171	2	156	10	0	2	1	0	1300
1315	153	3	128	16	6	0	0	0	1315
1330	172	0	124	15	2	1	0	0	1330
1345	144	0	124	15	4	1	0	0	1345
1400	160	1	139	12	2	5	1	0	1400
1415	170	1	141	18	4	6	0	0	1415
1430	180	2	153	14	5	6	0	0	1430
1445	186	0	164	16	0	6	0	0	1445
1500	201	0	177	16	0	8	0	0	1500
1515	261	1	232	19	5	4	0	0	1515
1530	164	1	151	9	1	2	0	0	1530
1545	149	1	127	14	4	1	2	0	1545
1600	204	1	187	13	2	1	0	0	1600
1615	190	2	169	12	5	2	0	0	1615
1630	201	2	175	16	6	2	0	0	1630
1645	196	2	174	16	1	3	0	0	1645
1700	210	0	196	10	2	2	0	0	1700
1715	210	0	192	18	0	0	0	0	1715
1730	193	1	181	8	2	1	0	0	1730
1745	171	1	155	13	1	0	0	0	1745
1800	179	1	168	9	0	1	0	0	1800
1815	159	2	149	8	0	0	0	0	1815
1830	138	3	125	8	0	2	0	0	1830
1845	156	3	149	3	1	0	0	0	1845
1900	140	2	126	10	1	0	1	0	1900
1915	116	1	105	6	3	0	1	0	1915
1930	107	0	98	6	2	1	0	0	1930
1945	105	3	96	6	0	0	0	0	1945
2000	86	1	84	0	0	0	1	0	2000
2015	80	0	75	5	0	0	0	0	2015
2030	78	4	68	5	1	0	0	0	2030
2045	64	0	59	4	0	0	0	0	2045
2100	83	0	78	5	0	0	0	0	2100
2115	69	0	64	5	0	0	0	0	2115
2130	66	1	61	4	0	0	0	0	2130
2145	65	0	63	1	1	0	0	0	2145
2200	48	2	43	2	1	0	0	0	2200
2215	48	1	45	2	0	0	0	0	2215
2230	49	0	46	3	0	0	0	0	2230
2245	51	0	50	1	0	0	0	0	2245
2300	41	0	40	1	0	0	0	0	2300
2315	48	0	46	1	0	0	0	0	2315
2330	22	1	20	1	0	0	0	0	2330
2345	33	0	32	1	0	0	0	0	2345
07-19	7920	55	6854	701	161	134	15	0	07-19
06-22	9254	69	8041	806	179	143	16	0	06-22
06-00	9594	73	8363	818	179	145	16	0	06-00
00-00	9766	74	8501	836	188	150	17	0	00-00

DAY 4	Vbin 0	Vbin 10	Vbin 15	Vbin 20	Vbin 25	Vbin 30	Vbin 35	Vbin 40	Vbin 45	Vbin 50	Vbin 60	Vbin 70	Vbin 80	Vbin 90	Mean	V85	JPSL 60	JPSL% 60	PSL1 69	PSL1% 69	PSL2 75	PSL2% 75
0000	0	0	0	0	0	0	0	0	0	0	0	0	0	0	48.3 -		0	0.0	0	0.0	0	0.0
0015	0	0	0	0	0	0	0	0	0	0	0	0	0	0	45.3	56.3	0	0.0	0	0.0	0	0.0
0030	0	0	0	0	0	0	0	0	0	0	0	0	0	0	51.2 -		0	0.0	0	0.0	0	0.0
0045	0	0	0	0	0	0	0	0	0	0	0	0	0	0	47.7 -		0	0.0	0	0.0	0	0.0
0100	0	0	0	0	0	0	0	0	0	0	0	0	0	0	47.2	54.9	1	7.1	0	0.0	0	0.0
0115	0	0	0	0	0	0	0	0	0	0	0	0	0	0	52.3 -		0	0.0	0	0.0	0	0.0
0130	0	0	0	0	0	0	0	0	0	0	0	0	0	0	49.3 -		0	0.0	0	0.0	0	0.0
0145	0	0	0	0	0	0	0	0	0	0	0	0	0	0	54.5 -		0	0.0	1	11.1	1	11.1
0200	0	0	0	0	0	0	0	0	0	0	0	0	0	0	45.5 -		0	0.0	0	0.0	0	0.0
0215	0	0	0	0	0	0	0	0	0	0	0	0	0	0	51.5 -		0	0.0	0	0.0	0	0.0
0230	0	0	0	0	0	0	0	0	0	0	0	0	0	0	46.2 -		0	0.0	0	0.0	0	0.0
0245	0	0	0	0	0	0	0	0	0	0	0	0	0	0	48.3 -		0	0.0	0	0.0	0	0.0
0300	0	0	0	0	0	0	0	0	0	0	0	0	0	0	48.5 -		0	0.0	0	0.0	0	0.0
0315	0	0	0	0	0	0	0	0	0	0	0	0	0	0	44.0 -		0	0.0	0	0.0	0	0.0
0330	0	0	0	0	0	0	0	0	0	0	0	0	0	0	48.7 -		0	0.0	0	0.0	0	0.0
0345	0	0	0	0	0	0	0	0	0	0	0	0	0	0	52.1 -		0	0.0	0	0.0	0	0.0
0400	0	0	0	0	0	0	0	0	0	0	0	0	0	0	50.8 -		0	0.0	0	0.0	0	0.0
0415	0	0	0	0	0	0	0	0	0	0	0	0	0	0	43.9 -		0	0.0	0	0.0	0	0.0
0430	0	0	0	0	0	0	0	0	0	0	0	0	0	0	47.1 -		0	0.0	0	0.0	0	0.0
0445	0	0	0	0	0	0	0	0	0	0	0	0	0	0	50.7 -		0	0.0	0	0.0	0	0.0
0500	0	0	0	0	0	0	0	0	0	0	0	0	0	0	49.3	57.6	1	8.3	0	0.0	0	0.0
0515	0	0	0	0	0	0	0	0	0	0	0	0	0	0	46.9	51.8	0	0.0	0	0.0	0	0.0
0530	0	0	0	0	0	0	0	0	0	0	0	0	0	0	49.9	59.8	2	15.4	0	0.0	0	0.0
0545	0	0	0	0	0	0	0	0	0	0	0	0	0	0	45.9	52.3	0	0.0	0	0.0	0	0.0
0600	0	0	0	0	0	0	0	0	0	0	0	0	0	0	49.1	56.8	1	3.3	0	0.0	0	0.0
0615	0	0	0	0	0	0	0	0	0	0	0	0	0	0	47.0	50.5	0	0.0	0	0.0	0	0.0
0630	0	0	0	0	0	0	0	0	0	0	0	0	0	0	47.3	52.2	0	0.0	0	0.0	0	0.0
0645	0	0	0	0	0	0	0	0	0	0	0	0	0	0	47.6	52.6	5	4.7	0	0.0	0	0.0
0700	0	0	0	0	0	0	0	0	0	0	0	0	0	0	45.6	49.8	3	2.3	0	0.0	0	0.0
0715	0	0	0	0	0	0	0	0	0	0	0	0	0	0	45.2	50.8	2	1.4	0	0.0	0	0.0
0730	0	0	0	0	0	0	0	0	0	0	0	0	0	0	43.7	47.8	0	0.0	0	0.0	0	0.0
0745	0	0	0	0	0	0	0	0	0	0	0	0	0	0	43.0	48.0	0	0.0	0	0.0	0	0.0
0800	0	0	0	0	2	1	1	2	2	0	0	0	0	0	41.4	46.6	1	0.6	0	0.0	0	0.0
0815	0	0	0	1	1	0	0	0	0	0	0	0	0	0	41.5	46.8	0	0.0	0	0.0	0	0.0
0830	0	0	0	0	4	0	1	1	0	0	0	0	0	0	42.3	48.5	1	0.9	1	0.9	0	0.0
0845	0	0	0	0	2	3	0	0	0	0	0	0	0	0	41.1	46.9	2	1.8	0	0.0	0	0.0
0900	0	0	0	0	0	0	0	0	0	0	0	0	0	0	41.6	45.6	0	0.0	0	0.0	0	0.0
0915	0	0	0	0	0	1	0	0	0	0	0	0	0	0	42.8	47.1	0	0.0	0	0.0	0	0.0
0930	0	0	0	0	2	1	0	0	0	0	0	0	0	0	44.3	49.4	1	0.8	0	0.0	0	0.0
0945	0	0	0	0	2	1	1	2	1	0	0	0	0	0	44.2	49.2	1	0.8	0	0.0	0	0.0
1000	0	0	0	0	0	0	0	0	0	0	0	0	0	0	44.7	51.3	1	0.8	1	0.8	0	0.0
1015	0	0	0	0	4	0	1	1	0	0	0	0	0	0	44.4	49.2	0	0.0	0	0.0	0	0.0
1030	0	0	0	0	0	0	0	0	0	0	0	0	0	0	44.7	50.8	0	0.0	0	0.0	0	0.0
1045	0	0	0	0	0	0	0	0	0	0	0	0	0	0	45.1	49.7	0	0.0	0	0.0	0	0.0
1100	0	0	0	0	0	0	0	0	0	0	0	0	0	0	42.6	47.1	0	0.0	0	0.0	0	0.0
1115	0	0	0	0	0	0	0	0	0	0	0	0	0	0	43.8	48.0	1	0.7	0	0.0	0	0.0
1130	0	0	0	0	0	0	0	0	0	0	0	0	0	0	45.0	50.4	0	0.0	1	0.0	0	0.0
1145	0	0	0	0	0	0	0	0	0	0	0	0	0	0	46.1	51.8	1	2.5	0	0.0	0	0.0
1200	0	0	0	0	0	0	0	0	0	0	0	0	0	0	44.9	50.2	0	0.0	0	0.0	0	0.0
1215	0	0	0	0	0	0	0	0	0	0	0	0	0	0	44.4	49.1	1	0.6	0	0.0	0	0.0
1230	0	0	0	0	0	0	0	0	0	0	0	0	0	0	44.4	49.9	0	0.0	0	0.0	0	0.0
1245	0	0	0	0	0	0	0	0	0	0	0	0	0	0	45.1	49.7	2	1.2	0	0.0	0	0.0
1300	0	0	0	0	0	0	0	0	0	0	0	0	0	0	45.3	51.1	1	0.6	0	0.0	0	0.0
1315	0	0	0	0	0	0	0	0	0	0	0	0	0	0	45.7	50.4	1	0.7	0	0.0	0	0.0
1330	0	0	0	0	0	0	0	0	0	0	0	0	0	0	44.1	48.4	0	0.0	0	0.0	0	0.0
1345	0	0	0	0	0	0	0	0	0	0	0	0	0	0	44.0	48.6	0	0.0	0	0.0	0	0.0
1400	0	0	0	0	0	0	0	0	0	0	0	0	0	0	45.1	50.5	1	0.6	1	0.6	1	0.6
1415	0	0	0	0	0	0	0	0	0	0	0	0	0	0	44.8	50.8	0	0.0	0	0.0	0	0.0
1430	0	0	0	0	0	0	0	0	0	0	0	0	0	0	44.5	49.6	0	0.0	0	0.0	0	0.0
1445	0	0	0	0	0	0	0	0	0	0	0	0	0	0	44.3	49.0	0	0.0	0	0.0	0	0.0
1500	0	0	0	0	0	0	0	0	0	0	0	0	0	0	42.7	48.1	1	0.5	1	0.5	0	0.0
1515	0	0	0	0	2	1	1	2	1	0	0	0	0	0	38.5	42.9	0	0.0	0	0.0	0	0.0
1530	0	0	0	0	1	1	0	0	0	0	0	0	0	0	39.8	45.4	0	0.0	0	0.0	0	0.0
1545	0	0	0	0	1	0	0	1	0	0	0	0	0	1	43.7	49.4	2	1.3	2	1.3	1	0.7
1600	0	0	0	0	0	0	0	0	0	0	0	0	0	0	44.2	49.5	0	0.0	0	0.0	0	0.0
1615	0	0	0	0	0	0	0	0	0	0	0	0	0	0	43.9	48.0	0	0.0	0	0.0	0	0.0
1630	0	0	0	0	0	0	0	0	0	0	0	0	0	0	45.6	50.5	3	1.5	0	0.0	0	0.0
1645	0	0	0	0	0	0	0	0	0	0	0	0	0	0	42.3	49.5	1	0.5	0	0.0	0	0.0
1700	0	0	0	0	0	0	0	0	0	0	0	0	0	0	45.3	49.9	1	0.5	0	0.0	0	0.0
1715	0	0	0	0	0	0	0	0	0	0	0	0	0	0	46.6	52.0	2	1.0	0	0.0	0	0.0
1730	0	0	0	0	0	0	0	0	0	0	0	0	0	0	46.9	51.3	2	1.0	1	0.5	0	0.0
1745	0	0	0	0	0	0	0	0	0	0	0	0	0	0	46.4	51.9	3	1.8	0	0.0	0	0.0
1800	0	0	0	0	0	0	0	0	0	0	0	0	0	0	46.4	51.9	0	0.0	0	0.0	0	0.0
1815	0	0	0	0	0	0	0	0	0	0	0	0	0	0	46.3	52.5	5	3.1	0	0.0	0	0.0
1830	0	0	0	0	0	0	0	0	0	0	0	0	0	0	47.7	53.4	5	3.6	0	0.0	0	0.0
1845	0	0	0	0	0	0	0	0	0	0	0	0	0	0	47.6	52.3	2	1.3	0	0.0	0	0.0
1900	0	0	0	0	0	0	0	0	0	0	0	0	0	0	46.1	50.7	2	1.4	0	0.0	0	0.0
1915	0	0	0	0	0	0	0	0	0	0	0	0	0	0	48.2	53.7	4	3.4	0	0.0	0	0.0
1930	0	0	0	0	0	0	0	0	0	0	0	0	0	0	50.1	55.8	6	5.6	3	2.8	1	1.0
1945	0	0	0	0	0	0	0	0	0	0	0	0	0	0	48.9	55.4	6	5.7	2	1.9	1	1.0
2000	0	0	0	0	0	0	0	0	0	0	0	0	0	0	48.6	54.1	5	5.8	0	0.0	0	0.0
2015	0	0	0	0	0	0	0	0	0	0	0	0	0	0	49.6	58.8	10	12.5	1	1.3	1	1.3
2030	0	0	0	0	0	0	0	0	0	0	0	0	0	0	47.6	55.4	4	5.1	1	1.3	0	0.0
2045	0	0	0	0	0	0	0	0	0	0	0	0	0	0	48.1	54.2	5	7.8	1	1.6	1	1.6
2100	0	0	0	0	0	0	0	0	0	0	0	0	0	0	47.2	52.8	2	2.4	1	1.2	0	0.0
2115	0	0	0	0	0	0	0	0	0	0	0	0	0	0	46.8	52.0	2	2.9	0	0.0	0	0.0
2130	0	0	0	0	0	0	0	0	0	0	0	0	0	0	49.4	54.6	1	1.5	0	0.0	0	0.0
2145	0	0	0	0	0	0	0	0	0	0	0	0	0	0	46.5	53.1	2	3.1	1	1.5	1	1.5
2200	0	0	0	0	0	0	0	0	0	0	0	0	0	0	48.3	56.4	1	2.1	0	0.0	0	0.0
2215	0	0	0	0	0	0	0	0	0	0	0	0	0	0	51.8	59.1	6	12.5	1	2.1	0	0.0
2230	0	0	0	0	0	0	0	0	0	0	0	0	0	0	47.3	57.4	5	10.2	0	0.0	0	0.0
2245	0	0	0	0	0	0	0	0	0	0	0	0	0	0	50.7	60.0	7	13.7	4	7.8	2	3.9
2300	0	0	0	0	0	0	0	0	0	0	0	0	0	0	51.6	58.9	5	12.2	0	0.0	0	0.0
2315	0	0	0	0	0	0	0	0	0	0	0	0	0	1	49.6	57.6	5	10.4	2	4.2	1	2.1
2330	0	0	0	0	0	0	0	0	0	0	0	0	0	0	49.3	58.0	3	13.6	0	0.0	0	0.0
2345	0	0	0	0	0	0	0	0	0	0	0	0	0	0	49.9	59.1	4	12.1	0	0.0	0	0.0
07-19	25	9	7	5	23	23	215	1375	3392	2703	1394	93	9	1	44.2	49.7	51	0.6	9	0.1	3	0.0
06-22	25	9	7	5	25	23	221	1400	3449	2802	1509	123	14	1	44.7	50.3	106	1.1	19	0.2	9	0.1
06-00	25	9	7	5	25	25	222	1416	3475	2865	1569	127	15	1	44.9	50.6	142	1.5	26	0.3	12	0.1
00-00	25	9	7	6	25	25	222	1416	3475	2865	1569	127	15	3	45.0	50.7	147	1.5	27	0.3	13	0.1

PROJECT 35202 Ashford, Kent
SITE 35202-003
LOCATION GREAT CHART BYPASS
DIRECTION **SOUTHBOUND ↓**
PSL 60mph

DIR 2

Sat 29 Apr
DAY 5

	TOTAL	CLASS 1	CLASS 2	CLASS 3	CLASS 4	CLASS 5	CLASS 6
ALL VEHICLES							
Mcycles							
Cars, taxis, 4WD							
LGV							
OGV1							
OGV2							
PSV							

TIME	0 - 10 mph	10 - 15 mph	15 - 20 mph	20 - 25 mph	25 - 30 mph	30 - 35 mph	35 - 40 mph	40 - 45 mph	45 - 50 mph	50 - 60 mph	60 - 70 mph	70 - 80 mph	80 - 90 mph	90 - 100 mph	AVG SPD	85%ile	> 60mph	% > 60mph
0000	0	0	0	0	0	0	0	0	0	0	0	0	0	0	52.3	57.3	2	8.0
0015	0	0	0	0	0	0	0	0	0	0	0	0	0	0	47.9	53.9	0	0.0
0030	0	0	0	0	0	0	0	0	0	0	0	0	0	0	50.5	54.5	0	0.0
0045	0	0	0	0	0	0	0	0	0	0	0	0	0	0	48.5	56.7	1	6.7
0100	0	0	0	0	0	0	0	0	0	0	0	0	0	0	51.9		1	12.5
0115	0	0	0	0	0	0	0	0	0	0	0	0	0	0	45.9	52.7	0	0.0
0130	0	0	0	0	0	0	0	0	0	0	0	0	0	0	52.6		1	11.1
0145	0	0	0	0	0	0	0	0	0	0	0	0	0	0	49.5		0	0.0
0200	0	0	0	0	0	0	0	0	0	0	0	0	0	0	54.0		3	37.5
0215	0	0	0	0	0	0	0	0	0	0	0	0	0	0	52.9		1	25.0
0230	0	0	0	0	0	0	0	0	0	0	0	0	0	0	51.4		2	20.0
0245	0	0	0	0	0	0	0	0	0	0	0	0	0	0	57.3		1	20.0
0300	0	0	0	0	0	0	0	0	0	0	0	0	0	0	57.9		1	33.3
0315	0	0	0	0	0	0	0	0	0	0	0	0	0	0	49.2		0	0.0
0330	0	0	0	0	0	0	0	0	0	0	0	0	0	0	51.8		1	20.0
0345	0	0	0	0	0	0	0	0	0	0	0	0	0	0	50.4		0	0.0
0400	0	0	0	0	0	0	0	0	0	0	0	0	0	0	51.0		1	11.1
0415	0	0	0	0	0	0	0	0	0	0	0	0	0	0	52.0		0	0.0
0430	0	0	0	0	0	0	0	0	0	0	0	0	0	0	53.0		0	0.0
0445	0	0	0	0	0	0	0	0	0	0	0	0	0	0	49.9		0	0.0
0500	0	0	0	0	0	0	0	0	0	0	0	0	0	0	50.9		0	0.0
0515	0	0	0	0	0	0	0	0	0	0	0	0	0	0	48.8		0	0.0
0530	0	0	0	0	0	0	0	0	0	0	0	0	0	0	48.9	60.2	1	9.1
0545	0	0	0	0	0	0	0	0	0	0	0	0	0	0	49.4	54.0	0	0.0
0600	0	0	0	0	0	0	0	0	0	0	0	0	0	0	52.8	61.3	3	25.0
0615	0	0	0	0	0	0	0	0	0	0	0	0	0	0	48.8	56.1	1	3.3
0630	0	0	0	0	0	0	0	0	0	0	0	0	0	0	53.2	61.8	1	17.2
0645	0	0	0	0	0	0	0	0	0	0	0	0	0	0	49.6	57.0	1	2.8
0700	0	0	0	0	0	0	0	0	0	0	0	0	0	0	48.4	52.6	0	0.0
0715	0	0	0	0	0	0	0	0	0	0	0	0	0	0	49.0	55.7	3	6.3
0730	0	0	0	0	0	0	0	0	0	0	0	0	0	0	48.6	55.5	1	1.9
0745	0	0	0	0	0	0	0	0	0	0	0	0	0	0	46.9	52.8	2	3.6
0800	0	0	0	0	0	0	0	0	0	0	0	0	0	0	48.5	52.7	1	2.2
0815	0	0	0	0	0	0	0	0	0	0	0	0	0	0	48.1	53.6	1	7.6
0830	0	0	0	0	0	0	0	0	0	0	0	0	0	0	47.6	52.5	3	3.8
0845	0	0	0	0	0	0	0	0	0	0	0	0	0	0	45.5	51.0	3	3.0
0900	0	0	0	0	0	0	0	0	0	0	0	0	0	0	46.8	52.2	1	1.1
0915	0	0	0	0	0	0	0	0	0	0	0	0	0	0	46.6	51.9	0	0.0
0930	0	0	0	0	0	0	0	0	0	0	0	0	0	0	46.5	52.0	0	0.0
0945	0	0	0	0	0	0	0	0	0	0	0	0	0	0	46.4	51.9	2	1.6
1000	0	0	0	0	0	0	0	0	0	0	0	0	0	0	47.6	52.9	2	1.5
1015	0	0	0	0	0	0	0	0	0	0	0	0	0	0	43.2	50.4	0	0.0
1030	0	0	0	0	0	0	0	0	0	0	0	0	0	0	43.1	48.6	2	1.7
1045	0	0	0	0	0	0	0	0	0	0	0	0	0	0	41.3	47.3	0	0.0
1100	0	0	0	0	0	0	0	0	0	0	0	0	0	0	44.7	50.7	2	1.5
1115	0	0	0	0	0	0	0	0	0	0	0	0	0	0	40.2	46.0	0	0.0
1130	0	0	0	0	0	0	0	0	0	0	0	0	0	0	42.9	49.5	0	0.0
1145	0	0	0	0	0	0	0	0	0	0	0	0	0	0	42.7	49.4	0	0.0
1200	0	0	0	0	0	0	0	0	0	0	0	0	0	0	39.2	46.7	1	0.8
1215	0	0	0	0	0	0	0	0	0	0	0	0	0	0	40.9	46.8	0	0.0
1230	0	0	0	0	0	0	0	0	0	0	0	0	0	0	43.8	50.3	3	2.2
1245	0	0	0	0	0	0	0	0	0	0	0	0	0	0	42.1	49.0	0	0.0
1300	0	0	0	0	0	0	0	0	0	0	0	0	0	0	44.0	50.2	0	0.0
1315	0	0	0	0	0	0	0	0	0	0	0	0	0	0	46.6	51.6	1	0.6
1330	0	0	0	0	0	0	0	0	0	0	0	0	0	0	46.9	52.3	3	3.6
1345	0	0	0	0	0	0	0	0	0	0	0	0	0	0	46.6	51.9	3	2.2
1400	0	0	0	0	0	0	0	0	0	0	0	0	0	0	46.1	50.6	0	0.0
1415	0	0	0	0	0	0	0	0	0	0	0	0	0	0	46.7	52.1	0	0.0
1430	0	0	0	0	0	0	0	0	0	0	0	0	0	0	45.2	50.9	1	0.9
1445	0	0	0	0	0	0	0	0	0	0	0	0	0	0	45.6	50.1	1	0.8
1500	0	0	0	0	0	0	0	0	0	0	0	0	0	0	46.1	52.2	2	1.4
1515	0	0	0	0	0	0	0	0	0	0	0	0	0	0	47.5	54.0	2	1.7
1530	0	0	0	0	0	0	0	0	0	0	0	0	0	0	46.8	53.5	4	3.1
1545	0	0	0	0	0	0	0	0	0	0	0	0	0	0	47.5	52.4	3	2.5
1600	0	0	0	0	0	0	0	0	0	0	0	0	0	0	46.6	52.4	4	2.9
1615	0	0	0	0	0	0	0	0	0	0	0	0	0	0	47.2	52.9	1	0.8
1630	0	0	0	0	0	0	0	0	0	0	0	0	0	0	46.1	52.1	2	1.4
1645	0	0	0	0	0	0	0	0	0	0	0	0	0	0	47.9	54.1	5	3.5
1700	0	0	0	0	0	0	0	0	0	0	0	0	0	0	48.0	53.5	2	1.6
1715	0	0	0	0	0	0	0	0	0	0	0	0	0	0	47.7	52.8	3	2.3
1730	0	0	0	0	0	0	0	0	0	0	0	0	0	0	48.0	51.1	1	0.7
1745	0	0	0	0	0	0	0	0	0	0	0	0	0	0	48.0	53.5	6	5.5
1800	0	0	0	0	0	0	0	0	0	0	0	0	0	0	47.7	52.1	1	0.8
1815	0	0	0	0	0	0	0	0	0	0	0	0	0	0	48.5	54.1	0	0.0
1830	0	0	0	0	0	0	0	0	0	0	0	0	0	0	45.2	49.9	1	0.9
1845	0	0	0	0	0	0	0	0	0	0	0	0	0	0	47.2	52.0	0	0.0
1900	0	0	0	0	0	0	0	0	0	0	0	0	0	0	48.6	55.0	5	5.1
1915	0	0	0	0	0	0	0	0	0	0	0	0	0	0	48.4	54.2	3	3.3
1930	0	0	0	0	0	0	0	0	0	0	0	0	0	0	48.7	52.9	2	2.5
1945	0	0	0	0	0	0	0	0	0	0	0	0	0	0	47.9	57.4	8	11.6
2000	0	0	0	0	0	0	0	0	0	0	0	0	0	0	50.2	52.7	3	3.6
2015	0	0	0	0	0	0	0	0	0	0	0	0	0	0	48.2	49.5	8	12.9
2030	0	0	0	0	0	0	0	0	0	0	0	0	0	0	49.5	53.7	1	1.5
2045	0	0	0	0	0	0	0	0	0	0	0	0	0	0	47.8	55.2	2	3.3
2100	0	0	0	0	0	0	0	0	0	0	0	0	0	0	47.9	54.2	1	1.5
2115	0	0	0	0	0	0	0	0	0	0	0	0	0	0	48.4	54.2	1	1.5
2130	0	0	0	0	0	0	0	0	0	0	0	0	0	0	48.4	55.4	5	8.1
2145	0	0	0	0	0	0	0	0	0	0	0	0	0	0	49.3	59.2	5	9.4
2200	0	0	0	0	0	0	0	0	0	0	0	0	0	0	50.2	55.7	2	4.3
2215	0	0	0	0	0	0	0	0	0	0	0	0	0	0	49.6	54.6	1	2.5
2230	0	0	0	0	0	0	0	0	0	0	0	0	0	0	48.6	57.3	1	2.9
2245	0	0	0	0	0	0	0	0	0	0	0	0	0	0	48.6	55.8	0	0.0
2300	0	0	0	0	0	0	0	0	0	0	0	0	0	0	48.8	59.4	4	11.8
2315	0	0	0	0	0	0	0	0	0	0	0	0	0	0	48.0	52.9	1	2.9
2330	0	0	0	0	0	0	0	0	0	0	0	0	0	0	52.9	72.3	4	21.1
2345	0	0	0	0	0	0	0	0	0	0	0	0	0	0	50.0	58.7	3	13.0
07-19	90	625	1694	1879	1120	71	8	2	1	457	516	82	1.5	13	0.2	5	0.1
06-22	99	675	1903	2229	1424	120	14	3	1	462	521	138	2.1	25	0.4	8	0.1
06-00	99	691	1958	2321	1512	134	16	5	1	463	522	156	2.3	30	0.4	11	0.2
00-00	99	702	1988	2384	1611	149	18	5	1	465	525	173	2.5	33	0.5	12	0.2

PROJECT 35202 Ashford, Kent
SITE 35202-003
LOCATION GREAT CHART BYPASS
DIRECTION **SOUTHBOUND ↓**
PSL 60mph

DIR 2

Sun 30 Apr
DAY 6

Time	Total	Cls 1	Cls 2	Cls 3	Cls 4	Cls 5	Cls 6	Fxd	Time	Vbin 0 10	Vbin 10 15	Vbin 15 20	Vbin 20 25	Vbin 25 30	Vbin 30 35	Vbin 35 40	Vbin 40 45	Vbin 45 50	Vbin 50 60	Vbin 60 70	Vbin 70 80	Vbin 80 90	Vbin 90 100	Mean 85	Vpp 85	JPSL 60	JPSL% 60	PSL% 68	PSL% 68	PSL% 75	PSL% 75	ACPO	ACPO%	DfT	DfT%
0000	15	0	14	0	0	0	0		0000	0	0	0	0	0	0	0	0	0	0	0	0	0	0	47.0	51.7	1	6.7	0	0.0	0	0.0	0	0.0	0	0.0
0015	30	1	29	0	0	0	0		0015	0	0	0	0	0	0	0	0	0	0	0	0	0	0	49.1	55.2	1	3.3	0	0.0	0	0.0	0	0.0	0	0.0
0030	19	0	18	1	0	0	0		0030	0	0	0	0	0	0	0	0	0	0	0	0	0	0	51.0	59.9	2	10.5	0	0.0	0	0.0	0	0.0	0	0.0
0045	19	0	19	0	0	0	0		0045	0	0	0	0	0	0	0	0	0	0	0	0	0	0	53.0	59.8	2	10.5	0	0.0	0	0.0	0	0.0	0	0.0
0100	23	1	22	0	0	0	0		0100	0	0	0	0	0	0	0	0	0	0	0	0	0	0	46.6	52.0	0	0.0	0	0.0	0	0.0	0	0.0	0	0.0
0115	12	0	11	1	0	0	0		0115	0	0	0	0	0	0	0	0	0	0	0	0	0	0	51.6	60.7	2	16.7	0	0.0	0	0.0	0	0.0	0	0.0
0130	4	0	4	0	0	0	0		0130	0	0	0	0	0	0	0	0	0	0	0	0	0	0	46.2	-	0	0.0	0	0.0	0	0.0	0	0.0	0	0.0
0145	4	0	3	1	0	0	0		0145	0	0	0	0	0	0	0	0	0	0	0	0	0	0	49.8	-	1	12.5	0	0.0	0	0.0	0	0.0	0	0.0
0200	8	0	8	0	0	0	0		0200	0	0	0	0	0	0	0	0	0	0	0	0	0	0	51.6	-	1	6.7	0	0.0	0	0.0	0	0.0	0	0.0
0215	7	0	6	1	0	0	0		0215	0	0	0	0	0	0	0	0	0	0	0	0	0	0	50.8	-	1	6.7	1	6.7	1	6.7	0	0.0	1	6.7
0230	15	0	12	2	1	0	0		0230	0	0	0	0	0	0	0	0	0	0	0	0	0	0	44.3	-	0	0.0	0	0.0	0	0.0	0	0.0	0	0.0
0245	8	0	7	1	0	0	0		0245	0	0	0	0	0	0	0	0	0	0	0	0	0	0	57.6		0	0.0	0	0.0	0	0.0	0	0.0	0	0.0
0300	3	0	3	0	0	0	0		0300	0	0	0	0	0	0	0	0	0	0	0	0	0	0	45.7	-	0	0.0	0	0.0	0	0.0	0	0.0	0	0.0
0315	6	0	6	0	0	0	0		0315	0	0	0	0	0	0	0	0	0	0	0	0	0	0	57.1	-	1	33.3	0	0.0	0	0.0	0	0.0	0	0.0
0330	3	0	3	0	0	0	0		0330	0	0	0	0	0	0	0	0	0	0	0	0	0	0	53.0	-	1	16.7	1	16.7	1	16.7	0	0.0	1	16.7
0345	3	0	3	0	0	0	0		0345	0	0	0	0	0	0	0	0	0	0	0	0	0	0	55.4	-	1	33.3	0	0.0	0	0.0	0	0.0	0	0.0
0400	3	0	3	0	0	0	0		0400	0	0	0	0	0	0	0	0	0	0	0	0	0	0	43.7	-	0	0.0	0	0.0	0	0.0	0	0.0	0	0.0
0415	5	0	4	1	0	0	0		0415	0	0	0	0	0	0	0	0	0	0	0	0	0	0	59.7	-	1	33.3	0	0.0	0	0.0	0	0.0	0	0.0
0430	5	0	4	1	0	0	0		0430	0	0	0	0	0	0	0	0	0	0	0	0	0	0	49.7	-	0	0.0	0	0.0	0	0.0	0	0.0	0	0.0
0445	1	0	1	0	0	0	0		0445	0	0	0	0	0	0	0	0	0	0	0	0	0	0	55.0	-	0	0.0	0	0.0	0	0.0	0	0.0	0	0.0
0500	4	0	3	1	0	0	0		0500	0	0	0	0	0	0	0	0	0	0	0	0	0	0	58.6	-	0	0.0	0	0.0	0	0.0	0	0.0	0	0.0
0515	5	0	4	1	0	0	0		0515	0	0	0	0	0	0	0	0	0	0	0	0	0	0	51.3	-	0	0.0	0	0.0	0	0.0	0	0.0	0	0.0
0530	6	1	5	0	0	0	0		0530	0	0	0	0	0	0	0	0	0	0	0	0	0	0	49.6	-	1	16.7	0	0.0	0	0.0	0	0.0	0	0.0
0545	7	1	4	2	0	0	0		0545	0	0	0	0	0	0	0	0	0	0	0	0	0	0	48.4	-	1	14.3	0	0.0	0	0.0	0	0.0	0	0.0
0600	10	0	8	1	1	0	0		0600	0	0	0	0	0	0	0	0	0	0	0	0	0	0	51.9	-	1	10.0	0	0.0	0	0.0	0	0.0	0	0.0
0615	7	1	6	0	0	0	0		0615	0	0	0	0	0	0	0	0	0	0	0	0	0	0	50.3	-	1	14.3	0	0.0	0	0.0	0	0.0	0	0.0
0630	23	0	21	1	1	0	0		0630	0	0	0	0	0	0	0	0	0	0	0	0	0	0	50.9	54.2	1	4.3	0	0.0	0	0.0	0	0.0	0	0.0
0645	13	0	12	1	0	0	0		0645	0	0	0	0	0	0	0	0	0	0	0	0	0	0	47.7	58.8	1	7.7	0	0.0	0	0.0	0	0.0	0	0.0
0700	23	0	19	3	1	0	0		0700	0	0	0	0	0	0	0	0	0	0	0	0	0	0	49.4	55.4	0	0.0	0	0.0	0	0.0	0	0.0	0	0.0
0715	27	0	25	2	0	0	0		0715	0	0	0	0	0	0	0	0	0	0	0	0	0	0	49.8	55.3	2	7.4	1	3.7	1	3.7	0	0.0	1	3.7
0730	22	0	19	3	0	0	0		0730	0	0	0	0	0	0	0	0	0	0	0	0	0	0	45.6	53.2	0	0.0	0	0.0	0	0.0	0	0.0	0	0.0
0745	26	2	23	1	0	0	0		0745	0	0	0	0	0	0	0	0	0	0	0	0	0	0	49.5	55.0	1	3.8	0	0.0	0	0.0	0	0.0	0	0.0
0800	31	0	26	2	1	0	0		0800	0	0	0	0	0	0	0	0	0	0	0	0	0	0	44.2	55.5	0	0.0	0	0.0	0	0.0	0	0.0	0	0.0
0815	35	5	27	2	1	0	0		0815	0	0	0	0	0	0	0	0	0	0	0	0	0	0	54.8	63.6	6	17.1	4	11.4	4	11.4	0	0.0	4	11.4
0830	37	0	33	3	1	0	0		0830	0	0	0	0	0	0	0	0	0	0	0	0	0	0	49.8	57.1	2	5.4	1	2.7	1	2.7	0	0.0	1	2.7
0845	52	2	41	8	1	0	0		0845	0	0	0	0	0	0	0	0	0	0	0	0	0	0	48.8	55.4	5	9.6	1	1.9	0	0.0	0	0.0	0	0.0
0900	55	2	48	4	1	0	0		0900	0	0	0	0	0	0	0	0	0	0	0	0	0	0	50.3	55.1	4	7.3	0	0.0	0	0.0	0	0.0	0	0.0
0915	67	1	59	4	1	1	0		0915	0	0	0	0	0	0	0	0	0	0	0	0	0	0	45.6	52.9	0	0.0	0	0.0	0	0.0	0	0.0	0	0.0
0930	81	4	72	5	0	0	0		0930	0	0	0	0	0	0	0	0	0	0	0	0	0	0	49.4	53.6	1	1.2	0	0.0	0	0.0	0	0.0	0	0.0
0945	75	3	64	6	2	0	0		0945	0	0	0	0	0	0	0	0	0	0	0	0	0	0	49.5	55.8	3	4.0	1	1.1	0	0.0	0	0.0	0	0.0
1000	88	4	82	2	0	0	0		1000	0	0	0	0	0	0	0	0	0	0	0	0	0	0	47.3	53.2	3	3.4	0	0.0	0	0.0	0	0.0	0	0.0
1015	96	0	87	7	2	0	0		1015	0	0	0	0	0	0	0	0	0	0	0	0	0	0	46.0	51.8	0	0.0	0	0.0	0	0.0	0	0.0	0	0.0
1030	98	1	91	6	1	0	0		1030	0	0	0	0	0	0	0	0	0	0	0	0	0	0	46.2	50.3	0	0.0	0	0.0	0	0.0	0	0.0	0	0.0
1045	119	2	111	6	0	0	0		1045	0	0	0	0	0	0	0	0	0	0	0	0	0	0	47.8	54.8	5	4.2	1	0.8	1	0.8	0	0.0	1	0.8
1100	133	2	117	12	1	0	0		1100	0	0	0	0	0	0	0	0	0	0	0	0	0	0	46.0	50.8	2	1.5	0	0.0	0	0.0	0	0.0	0	0.0
1115	150	2	126	5	0	0	0		1115	0	0	0	0	0	0	0	0	0	0	0	0	0	0	47.1	52.3	1	0.8	0	0.0	0	0.0	0	0.0	0	0.0
1130	136	1	134	1	0	0	0		1130	0	0	0	0	0	0	0	0	0	0	0	0	0	0	47.2	53.0	2	1.5	0	0.0	0	0.0	0	0.0	0	0.0
1145	142	2	142	6	0	0	0		1145	0	0	0	0	0	0	0	0	0	0	0	0	0	0	46.1	50.3	1	0.7	0	0.0	0	0.0	0	0.0	0	0.0
1200	150	5	120	5	1	0	0		1200	0	0	0	0	0	0	0	0	0	0	0	0	0	0	45.5	50.1	1	0.8	0	0.0	0	0.0	0	0.0	0	0.0
1215	149	1	143	4	1	0	0		1215	0	0	0	0	0	0	0	0	0	0	0	0	0	0	46.2	51.0	3	2.0	0	0.0	0	0.0	0	0.0	0	0.0
1230	141	5	133	3	0	0	0		1230	0	0	0	0	0	0	0	0	0	0	0	0	0	0	47.5	51.5	3	2.1	1	0.7	0	0.0	0	0.0	0	0.0
1245	153	1	142	9	1	0	0		1245	0	0	0	0	0	0	0	0	0	0	0	0	0	0	45.8	51.1	1	0.7	0	0.0	0	0.0	0	0.0	0	0.0
1300	146	8	132	5	1	0	0		1300	0	0	0	0	0	0	0	0	0	0	0	0	0	0	46.8	53.0	6	4.1	3	2.1	2	1.4	0	0.0	2	1.4
1315	139	4	129	4	0	0	2		1315	0	0	0	0	0	0	0	0	0	0	0	0	0	0	46.8	52.0	2	1.4	0	0.0	0	0.0	0	0.0	0	0.0
1330	123	5	118	0	0	0	0		1330	0	0	0	0	0	0	0	0	0	0	0	0	0	0	46.5	52.9	2	1.6	0	0.0	0	0.0	0	0.0	0	0.0
1345	147	1	140	4	1	0	0		1345	0	0	0	0	0	0	0	0	0	0	0	0	0	0	45.9	51.3	0	0.0	0	0.0	0	0.0	0	0.0	0	0.0
1400	97	2	92	2	1	0	0		1400	0	0	0	0	0	0	0	0	0	0	0	0	0	0	47.4	52.3	1	1.0	1	0.8	1	0.8	0	0.0	0	0.0
1415	120	0	111	7	1	0	0		1415	0	0	0	0	0	0	0	0	0	0	0	0	0	0	45.2	49.5	1	0.8	0	0.0	0	0.0	0	0.0	0	0.0
1430	108	1	100	7	0	0	0		1430	0	0	0	0	0	0	0	0	0	0	0	0	0	0	47.1	52.1	2	1.9	0	0.0	0	0.0	0	0.0	0	0.0
1445	110	2	107	1	0	0	0		1445	0	0	0	0	0	0	0	0	0	0	0	0	0	0	47.8	52.4	4	3.6	1	0.9	0	0.0	0	0.0	0	0.0
1500	134	1	124	8	1	0	0		1500	0	0	0	0	0	0	0	0	0	0	0	0	0	0	47.4	52.1	2	1.5	1	0.7	0	0.0	0	0.0	0	0.0
1515	120	0	112	7	1	0	0		1515	0	0	0	0	0	0	0	0	0	0	0	0	0	0	47.1	51.3	2	1.7	0	0.0	0	0.0	0	0.0	0	0.0
1530	106	1	97	8	0	0	0		1530	0	0	0	0	0	0	0	0	0	0	0	0	0	0	48.1	53.1	3	2.8	0	0.0	0	0.0	0	0.0	0	0.0
1545	100	1	78	1	0	0	0		1545	0	0	0	0	0	0	0	0	0	0	0	0	0	0	46.2	53.5	3	3.8	0	0.0	0	0.0	0	0.0	0	0.0
1600	100	1	93	6	0	0	0		1600	0	0	0	0	0	0	0	0	0	0	0	0	0	0	48.4	56.1	3	3.0	1	0.8	1	0.8	0	0.0	1	0.8
1615	116	1	104	10	1	0	0		1615	0	0	0	0	0	0	0	0	0	0	0	0	0	0	48.6	53.7	3	2.6	0	0.0	0	0.0	0	0.0	0	0.0
1630	120	4	109	7	0	0	0		1630	0	0	0	0	0	0	0	0	0	0	0	0	0	0	48.7	53.9	3	2.5	1	0.8	1	0.8	0	0.0	1	0.8
1645	78	4	74	1	0	0	0		1645	0	0	0	0	0	0	0	0	0	0	0	0	0	0	48.0	54.0	3	3.8	0	0.0	0	0.0	0	0.0	0	0.0
1700	84	2	80	4	0	0	0		1700	0	0	0	0	0	0	0	0	0	0	0	0	0	0	46.0	51.3	1	1.2	0	0.0	0	0.0	0	0.0	0	0.0
1715	85	0	79	5	1	0	0		1715	0	0	0	0	0	0	0	0	0	0	0	0	0	0	49.8	56.9	4	4.7	2	2.4	1	1.2	0	0.0	1	1.2
1730	88	1	81	5	1	0	0		1730	0	0	0	0	0	0	0	0	0	0	0	0	0	0	47.9	53.5	3	3.4	0	0.0	0	0.0	0	0.0	0	0.0
1745	72	1	69	1	0	0	0		1745	0	0	0	0	0	0	0	0	0	0	0	0	0	0	50.2	55.2	2	2.8	1	1.4	1	1.4	0	0.0	1	1.4
1800	93	1	89	3	1	0	0		1800	0	0	0	0	0	0	0	0	0	0	0	0	0	0	48.5	54.0	3	3.2	1	1.1	1	1.1	0	0.0	1	1.1
1815	91	1	84	4	1	0	0		1815	0	0	0	0	0	0	0	0	0	0	0	0	0	0	48.4	53.2	6	6.6	1	1.1	1	1.1	0	0.0	1	1.1
1830	95	1	89	5	0	0	0		1830	0	0	0	0	0	0	0	0	0	0	0	0	0	0	47.8	53.1	3	3.2	1	1.1	1	1.1	0	0.0	1	1.1
1845	79	2	73	2	0	0	0		1845	0	0	0	0	0	0	0	0	0	0	0	0	0	0	48.1	54.1	2	2.5	0	0.0	0	0.0	0	0.0	0	0.0
1900	76	0	71	4	1	0	0		1900	0	0	0	0	0	0	0	0	0	0	0	0	0	0	48.9	53.9	0	0.0	0	0.0	0	0.0	0	0.0	0	0.0
1915	77	1	74	2	0	0	0		1915	0	0	0	0	0	0	0	0	0	0	0	0	0	0	49.4	55.7	2	2.6	0	0.0	0	0.0	0	0.0	0	0.0
1930	65	2	60	2	0	0	0		1930	0	0	0	0	0	0	0	0	0	0	0	0	0	0	48.5	54.3	0	0.0	0	0.0	0	0.0	0	0.0	0	0.0
1945	65	0	63	2	0	0	0		1945	0	0	0	0	0	0	0	0	0	0	0	0	0	0	48.4	56.4	0	0.0	0	0.0	0	0.0	0	0.0	0	0.0
2000	70	0	65	5	0	0	0		2000	0	0	0	0	0	0	0	0	0	0	0	0	0	0	47.0	54.0	3	4.3	0	0.0	0	0.0	0	0.0	0	0.0
2015	55	0	53	2	0	0	0		2015	0	0	0	0	0	0	0	0	0	0	0	0	0	0	46.8	51.4	2	3.6	0	0.0	0	0.0	0	0.0	0	0.0
2030	50	1	47	2	0	0	0		2030	0	0	0	0	0	0	0	0	0	0	0	0	0	0	49.0	55.7	3	6.0	1	2.0	0	0.0	0	0.0	0	0.0
2045	49	0	47	2	0	0	0		2045	0	0	0	0	0	0	0	0	0	0	0	0	0	0	48.2	54.1	1	2.0	1	2.0	1	2.0	0	0.0	1	2.0
2100	45	0	42	2	0	0	0		2100	0	0	0	0	0	0	0	0	0	0	0	0	0	0	48.0	53.0	1	2.2	1	2.2	1	2.2	0	0.0	1	2.2
2115	67	0	65	1	1	0	0		2115	0	0	0	0	0	0	0	0	0	0	0	0	0	0	47.3	54.7	4	6.0	1	1.5	1	1.5	0	0.0	1	1.5
2130	42	0	41	1	0	0	0		2130	0	0	0	0	0	0	0	0	0	0	0	0	0	0	48.0	56.5	4	9.5	1	2.4	1	2.4	0	0.0	1	2.4
2145	40	0	40	0	0	0	0		2145	0	0	0	0	0	0	0	0	0	0	0	0	0	0	49.5	55.4	0	0.0	0	0.0	0	0.0	0	0.0	0	0.0
2200	39	0	36	3	0	0	0		2200	0	0	0	0	0	0	0	0	0	0	0	0	0	0	47.5	54.5	0	0.0	0	0.0	0	0.0	0	0.0	0	0.0
2215	36	0	36	0	0	0	0		2215	0	0	0	0	0	0	0	0	0	0	0	0	0	0	47.4	55.5	0	0.0	0	0.0	0	0.0	0	0.0	0	0.0
2230	15	0	14	1	0	0	0		2230	0	0	0	0	0	0	0	0	0	0	0	0	0	0	51.2	58.2	1	6.7	0	0.0	0	0.0	0	0.0	0	0.0
2245	31	0	31	0	0	0	0		2245	0	0	0	0	0	0	0	0	0	0	0	0	0	0	48.0	54.0	2	6.5	0	0.0	0	0.0	0	0.0	0	0.0
2300	17	0	14	3	0	0	0		2300	0	0	0	0	0	0	0	0	0	0	0	0	0	0	54.1	64.1	3	17.7	2	11.8	1	5.9	0	0.0	1	5.9
2315	26	0	24	0	0	0	0		2315	0	0	0	0	0	0	0	0	0	0	0	0	0	0	48.5	58.3	3	11.5	0	0.0	0	0.0	0	0.0	0	0.0
2330	14	0	12	2	0	0	0		2330	0	0	0	0	0	0	0	0	0	0	0	0	0	0	50.3	55.2	1	0.0	0	0.0	0	0.0	0	0.0	0	0.0
2345	23	0	20	2	1	0	0		2345	0	0	0	0	0	0	0	0	0	0	0	0	0	0	47.7	53.0	1	4.3	0	0.0	0	0.0	0	0.0	0	0.0
07-19	4588	81	4248	222	25	11	1		07-19	0	0	0	2	10	2	34	313	1271	1651	1187	94	16	7	1	47.3	52.8	118	2.6	27	0.6	14	0.3
06-22	5342	86	4963	250	27	15	1		06-22	0	0	0	2	10	2	39	361	1447	1901	1435	118	18	8	1	47.5	53.0	145	2.7	31	0.6	15	0.3
06-00	5543	86	5150	261	28	17	1		06-00	0	0

DIR 2

PROJECT 35202 Ashford, Kent
SITE 35202-003
LOCATION GREAT CHART BYPASS
DIRECTION **SOUTHBOUND ↓**
PSL 60mph

Mon 01 May
DAY 7

Time	Total	Cls 1	Cls 2	Cls 3	Cls 4	Cls 5	Cls 6	Fxd 1	Time
0000	16	14	2	0	0	0	0	0000	0000
0015	15	14	1	0	0	0	0	0015	0015
0030	17	16	1	0	0	0	0	0030	0030
0045	12	11	1	0	0	0	0	0045	0045
0100	3	3	0	0	0	0	0	0100	0100
0115	6	6	0	0	0	0	0	0115	0115
0130	6	6	0	0	0	0	0	0130	0130
0145	7	7	0	0	0	0	0	0145	0145
0200	6	5	1	0	0	0	0	0200	0200
0215	3	2	1	0	0	0	0	0215	0215
0230	4	4	0	0	0	0	0	0230	0230
0245	4	4	0	0	0	0	0	0245	0245
0300	6	5	1	0	0	0	0	0300	0300
0315	6	5	1	0	0	0	0	0315	0315
0330	5	5	0	0	0	0	0	0330	0330
0345	3	3	0	0	0	0	0	0345	0345
0400	4	3	1	0	0	0	0	0400	0400
0415	0	0	0	0	0	0	0	0415	0415
0430	1	1	0	0	0	0	0	0430	0430
0445	4	4	0	0	0	0	0	0445	0445
0500	7	6	1	0	0	0	0	0500	0500
0515	4	3	0	1	0	0	0	0515	0515
0530	9	9	0	0	0	0	0	0530	0530
0545	7	4	0	3	0	0	0	0545	0545
0600	15	8	2	2	2	1	0	0600	0600
0615	17	12	1	2	2	0	0	0615	0615
0630	24	19	3	2	0	0	0	0630	0630
0645	27	24	3	0	0	0	0	0645	0645
0700	34	26	7	0	1	0	0	0700	0700
0715	34	29	2	1	0	0	0	0715	0715
0730	28	23	5	0	0	0	0	0730	0730
0745	39	34	1	2	0	0	0	0745	0745
0800	35	34	1	0	0	0	0	0800	0800
0815	37	31	2	0	0	0	0	0815	0815
0830	47	41	3	0	0	0	0	0830	0830
0845	59	53	5	1	0	0	0	0845	0845
0900	77	62	5	1	0	0	0	0900	0900
0915	76	62	4	1	1	1	0	0915	0915
0930	81	71	3	2	0	0	0	0930	0930
0945	88	79	2	0	0	0	0	0945	0945
1000	100	89	7	2	2	0	0	1000	1000
1015	122	115	4	1	0	0	0	1015	1015
1030	108	102	4	1	1	0	0	1030	1030
1045	146	133	9	1	1	0	0	1045	1045
1100	130	114	12	1	0	0	0	1100	1100
1115	158	147	3	3	0	0	0	1115	1115
1130	143	136	5	1	0	0	0	1130	1130
1145	134	119	9	3	0	0	0	1145	1145
1200	155	147	8	0	0	0	0	1200	1200
1215	133	126	4	1	0	0	0	1215	1215
1230	129	115	5	4	2	0	0	1230	1230
1245	122	117	4	1	0	0	0	1245	1245
1300	140	136	6	1	1	0	0	1300	1300
1315	146	136	6	1	2	0	0	1315	1315
1330	133	122	3	2	0	0	0	1330	1330
1345	129	122	5	2	0	0	0	1345	1345
1400	139	130	7	1	0	0	0	1400	1400
1415	131	123	5	0	1	0	0	1415	1415
1430	139	129	5	0	1	0	0	1430	1430
1445	127	121	5	0	0	0	0	1445	1445
1500	106	98	7	1	0	0	0	1500	1500
1515	123	113	6	1	1	0	0	1515	1515
1530	130	113	8	3	1	0	0	1530	1530
1545	126	117	8	1	0	0	0	1545	1545
1600	103	101	1	1	0	0	0	1600	1600
1615	124	117	6	1	0	0	0	1615	1615
1630	96	87	8	1	0	0	0	1630	1630
1645	125	115	5	1	3	1	0	1645	1645
1700	104	101	2	0	0	0	0	1700	1700
1715	99	93	5	0	0	0	0	1715	1715
1730	100	92	5	0	3	0	0	1730	1730
1745	109	98	8	0	3	0	0	1745	1745
1800	86	83	3	0	0	0	0	1800	1800
1815	105	100	3	0	1	0	0	1815	1815
1830	106	97	6	3	0	0	0	1830	1830
1845	91	84	4	0	1	0	0	1845	1845
1900	89	89	0	0	0	0	0	1900	1900
1915	72	68	6	0	1	0	0	1915	1915
1930	72	68	1	1	1	0	0	1930	1930
1945	75	70	2	0	1	0	0	1945	1945
2000	60	57	1	0	0	0	0	2000	2000
2015	68	64	4	0	0	0	0	2015	2015
2030	49	48	1	0	0	0	0	2030	2030
2045	44	42	1	0	0	0	0	2045	2045
2100	46	43	2	0	0	0	0	2100	2100
2115	54	51	1	0	0	0	0	2115	2115
2130	41	39	1	1	0	0	0	2130	2130
2145	26	26	0	0	0	0	0	2145	2145
2200	26	26	0	0	0	0	0	2200	2200
2215	32	30	1	1	0	0	0	2215	2215
2230	18	16	1	1	0	0	0	2230	2230
2245	15	15	0	0	0	0	0	2245	2245
2300	20	19	1	0	0	0	0	2300	2300
2315	14	13	1	0	0	0	0	2315	2315
2330	18	16	2	0	0	0	0	2330	2330
2345	11	10	1	0	0	0	0	2345	2345
07-19	5030	4631	245	39	25	2	0	07-19	07-19
06-22	5811	5354	278	47	33	3	0	06-22	06-22
06-00	5965	5499	285	48	33	3	0	06-00	06-00
00-00	6120	5638	295	53	33	3	0	00-00	00-00

	Vbin 0 10	Vbin 10 15	Vbin 15 20	Vbin 20 25	Vbin 25 30	Vbin 30 35	Vbin 35 40	Vbin 40 45	Vbin 45 50	Vbin 50 60	Vbin 60 70	Vbin 70 80	Vbin 80 90	Vbin 90 100	Mean 85	Vpp 85	jPSL 60	jPSL% 60	jSL1 68	jSL1% 68	jSL2 75	jSL2% 75	jSL3 82	jSL3% 82
0000	0	0	0	0	0	0	0	0	0	0	0	0	0	0	50.5	60.2	2	12.5	0	0.0	0	0.0	0	0.0
0015	0	0	0	0	0	0	5	2	3	4	1	0	0	0	47.0	56.3	1	6.7	0	0.0	0	0.0	0	0.0
0030	0	0	0	0	0	1	3	3	3	6	0	1	0	0	47.3	52.8	1	5.9	1	5.9	1	5.9	1	5.9
0045	0	0	0	0	0	0	1	1	4	0	6	0	0	0	46.8	56.1	0	0.0	0	0.0	0	0.0	0	0.0
0100	0	0	0	0	0	0	0	0	0	1	1	0	0	0	46.6	-	0	0.0	0	0.0	0	0.0	0	0.0
0115	0	0	0	0	0	0	2	1	2	1	0	0	0	0	45.7	-	0	0.0	0	0.0	0	0.0	0	0.0
0130	0	0	0	0	0	0	0	0	0	2	1	0	0	0	51.9	-	1	16.7	0	0.0	0	0.0	0	0.0
0145	0	0	0	0	0	0	2	2	4	1	0	0	0	0	47.4	-	0	0.0	0	0.0	0	0.0	0	0.0
0200	0	0	0	0	0	0	0	0	2	4	4	0	0	0	50.7	-	0	0.0	0	0.0	0	0.0	0	0.0
0215	0	0	0	0	0	0	0	0	2	1	0	0	0	0	48.8	-	0	0.0	0	0.0	0	0.0	0	0.0
0230	0	0	0	0	0	0	1	1	1	2	0	0	0	0	47.2	-	0	0.0	0	0.0	0	0.0	0	0.0
0245	0	0	0	0	0	0	2	1	0	0	1	1	0	0	55.2	-	1	25.0	1	25.0	0	0.0	0	0.0
0300	0	0	0	0	0	0	1	1	1	2	0	0	0	0	50.1	-	2	33.3	0	0.0	0	0.0	0	0.0
0315	0	0	0	0	0	0	1	1	0	1	1	2	0	0	59.5	-	3	50.0	2	33.3	2	33.3	2	33.3
0330	0	0	0	0	0	0	1	1	1	2	0	0	0	0	51.7	-	1	20.0	0	0.0	0	0.0	0	0.0
0345	0	0	0	0	0	0	0	1	1	0	0	0	1	0	57.3	-	1	33.3	1	33.3	1	33.3	1	33.3
0400	0	0	0	0	0	0	0	0	1	1	1	1	0	0	61.6	-	2	50.0	1	25.0	1	25.0	1	25.0
0415	0	0	0	0	0	0	0	0	0	0	0	0	0	0	-	-	0	0.0	0	0.0	0	0.0	0	0.0
0430	0	0	0	0	0	0	1	1	0	1	0	0	0	0	48.1	-	0	0.0	0	0.0	0	0.0	0	0.0
0445	0	0	0	0	0	0	2	0	0	0	0	0	0	0	40.8	-	0	0.0	0	0.0	0	0.0	0	0.0
0500	0	0	0	0	0	0	2	1	1	2	1	0	0	0	46.6	-	0	0.0	0	0.0	0	0.0	0	0.0
0515	0	0	0	0	0	0	2	2	1	4	0	0	0	0	48.0	-	2	22.2	0	0.0	0	0.0	0	0.0
0530	0	0	0	0	0	0	2	1	1	2	0	0	0	0	47.7	-	0	0.0	0	0.0	0	0.0	0	0.0
0545	0	0	0	0	0	0	1	1	4	2	0	0	0	0	45.7	48.3	0	0.0	0	0.0	0	0.0	0	0.0
0600	0	0	0	0	0	0	2	2	5	5	0	0	0	0	46.9	53.6	0	0.0	0	0.0	0	0.0	0	0.0
0615	0	0	0	0	0	0	2	2	6	6	0	0	0	0	46.9	53.6	0	0.0	0	0.0	0	0.0	0	0.0
0630	2	0	0	0	0	0	2	5	8	8	1	0	0	0	48.3	54.3	1	4.2	0	0.0	0	0.0	0	0.0
0645	0	0	0	0	0	0	2	2	12	12	8	1	0	0	48.2	54.4	1	3.7	0	0.0	0	0.0	0	0.0
0700	2	0	0	0	0	0	3	12	15	12	0	0	0	0	49.0	54.8	0	0.0	0	0.0	0	0.0	0	0.0
0715	0	0	0	0	0	0	4	5	11	11	14	0	0	0	49.1	56.4	0	0.0	0	0.0	0	0.0	0	0.0
0730	0	0	0	0	0	1	1	3	12	11	0	0	0	0	48.8	53.7	0	0.0	0	0.0	0	0.0	0	0.0
0745	0	0	0	0	0	1	2	8	14	10	3	1	0	0	48.7	53.9	4	10.3	1	2.6	0	0.0	0	0.0
0800	0	0	0	0	0	0	1	12	8	12	2	0	0	0	49.1	56.9	2	5.7	0	0.0	0	0.0	0	0.0
0815	0	0	0	0	0	0	2	12	14	8	1	0	0	0	46.8	52.4	1	2.7	0	0.0	0	0.0	0	0.0
0830	0	0	0	0	0	0	0	10	14	22	0	1	0	0	49.7	53.7	1	2.1	1	2.1	0	0.0	0	0.0
0845	0	0	0	0	0	0	2	11	21	24	1	0	0	0	48.9	53.8	1	1.7	0	0.0	0	0.0	0	0.0
0900	0	0	0	0	0	0	0	19	21	28	4	4	0	0	51.4	58.3	9	11.7	6	7.8	2	2.6	2	2.6
0915	0	0	2	2	0	0	2	12	20	31	10	1	0	0	45.2	50.2	1	1.3	0	0.0	0	0.0	0	0.0
0930	0	0	0	0	0	0	1	7	23	29	18	4	0	0	47.5	53.3	4	4.9	1	1.2	0	0.0	0	0.0
0945	0	0	0	0	0	0	1	4	30	37	13	3	0	0	46.6	51.0	3	3.4	3	3.4	0	0.0	0	0.0
1000	0	0	0	0	0	0	0	9	39	21	26	5	0	0	47.2	53.9	5	5.0	0	0.0	0	0.0	0	0.0
1015	0	0	0	0	0	0	0	20	34	41	26	1	0	0	45.8	51.8	1	0.8	0	0.0	0	0.0	0	0.0
1030	0	0	0	0	0	0	4	4	47	28	18	0	0	0	44.5	50.1	0	0.0	0	0.0	0	0.0	0	0.0
1045	0	0	0	0	0	0	0	15	58	50	21	1	0	0	45.0	50.3	1	0.7	0	0.0	0	0.0	0	0.0
1100	0	0	0	0	0	0	4	4	63	39	23	1	0	0	45.8	51.1	1	0.8	0	0.0	0	0.0	0	0.0
1115	0	0	0	0	0	1	10	7	67	58	22	0	0	0	45.4	49.9	0	0.0	0	0.0	0	0.0	0	0.0
1130	0	0	0	0	0	0	4	4	36	65	35	3	0	0	47.5	51.5	3	2.1	0	0.0	0	0.0	0	0.0
1145	0	0	0	0	0	0	15	46	35	36	2	0	0	0	46.1	51.8	2	1.5	0	0.0	0	0.0	0	0.0
1200	0	0	0	0	0	0	13	63	56	22	0	1	0	0	45.4	49.9	1	0.6	1	0.6	0	0.0	0	0.0
1215	0	0	0	0	0	0	8	25	61	38	1	0	0	0	47.6	52.0	1	0.8	0	0.0	0	0.0	0	0.0
1230	0	0	0	0	0	0	9	12	24	47	32	3	0	0	47.0	52.9	5	3.9	2	1.6	0	0.0	0	0.0
1245	0	0	0	0	0	0	1	29	45	43	3	1	0	0	48.8	53.8	4	3.3	1	0.8	1	0.8	1	0.8
1300	0	0	0	0	0	2	30	29	47	31	1	0	0	0	45.6	51.1	1	0.7	0	0.0	0	0.0	0	0.0
1315	0	0	0	0	0	0	17	43	54	31	1	0	0	0	46.3	51.1	1	0.7	0	0.0	0	0.0	0	0.0
1330	0	0	0	0	0	4	6	50	51	19	0	0	0	0	44.8	50.0	0	0.0	0	0.0	0	0.0	0	0.0
1345	0	0	0	0	0	4	15	24	56	27	3	0	0	0	46.4	51.2	3	2.3	0	0.0	0	0.0	0	0.0
1400	0	0	0	0	0	5	20	38	45	29	2	0	0	0	45.5	52.0	2	1.4	0	0.0	0	0.0	0	0.0
1415	0	0	0	0	0	1	19	38	44	28	1	0	0	0	45.9	51.2	1	0.8	0	0.0	0	0.0	0	0.0
1430	0	0	0	0	0	5	17	57	44	16	0	0	0	0	44.5	49.4	0	0.0	0	0.0	0	0.0	0	0.0
1445	0	0	0	0	0	0	4	35	38	27	2	0	0	0	47.5	51.9	1	0.8	0	0.0	0	0.0	0	0.0
1500	0	0	0	0	0	0	8	24	52	37	1	1	0	0	47.3	53.3	2	1.9	0	0.0	0	0.0	0	0.0
1515	0	0	0	0	0	0	7	7	32	53	26	5	0	0	47.0	52.4	5	3.8	0	0.0	0	0.0	0	0.0
1530	0	0	0	0	0	2	9	11	36	45	34	0	0	0	47.3	53.3	0	0.0	0	0.0	0	0.0	0	0.0
1545	0	0	0	0	0	0	9	28	33	28	1	0	0	0	46.0	51.4	1	1.0	0	0.0	0	0.0	0	0.0
1600	0	0	0	0	0	4	5	26	49	40	0	0	0	0	47.2	51.8	0	0.0	0	0.0	0	0.0	0	0.0
1615	0	0	0	0	0	0	5	31	35	23	2	0	0	0	47.1	52.9	2	2.1	0	0.0	0	0.0	0	0.0
1630	0	0	0	0	0	1	10	35	46	30	3	0	0	0	47.0	52.2	3	2.4	1	0.8	0	0.0	0	0.0
1645	0	0	0	0	0	1	2	27	46	25	1	2	0	0	48.2	53.1	3	2.9	2	1.9	2	1.9	2	1.9
1700	0	0	0	0	0	1	1	36	33	26	2	0	0	0	47.3	53.4	2	2.0	0	0.0	0	0.0	0	0.0
1715	0	0	0	0	0	2	5	22	43	26	1	0	0	0	47.7	53.6	2	2.0	1	1.0	1	1.0	1	1.0
1730	0	0	0	0	0	0	9	25	42	29	3	1	0	0	47.7	53.0	4	3.7	1	0.9	0	0.0	0	0.0
1745	0	0	0	0	0	0	7	9	47	28	2	0	0	0	49.4	53.6	2	2.3	0	0.0	0	0.0	0	0.0
1800	0	0	0	0	0	2	1	25	38	34	1	0	0	0	48.1	55.2	1	1.0	0	0.0	0	0.0	0	0.0
1815	0	0	0	0	0	0	3	35	38	25	5	0	0	0	47.9	53.3	5	4.7	1	0.9	0	0.0	0	0.0
1830	0	0	0	0	0	1	2	12	31	41	2	0	0	0	50.1	56.1	2	2.2	0	0.0	0	0.0	0	0.0
1845	0	0	0	0	0	4	7	31	28	26	1	0	0	0	47.4	52.4	2	2.2	0	0.0	1	1.1	0	0.0
1900	0	0	0	0	0	0	6	19	19	26	2	0	0	0	48.1	54.4	2	2.8	0	0.0	0	0.0	0	0.0
1915	0	0	0	0	0	0	3	14	17	34	4	1	0	0	49.9	54.9	4	5.6	2	2.8	2	2.8	1	1.4
1930	0	0	0	0	0	1	4	15	15	34	4	0	0	0	48.9	55.8	4	5.3	0	0.0	0	0.0	0	0.0
1945	0	0	0	0	0	0	6	18	16	29	14	1	0	0	48.4	54.6	1	1.7	0	0.0	0	0.0	0	0.0
2000	0	0	0	0	0	0	3	8	9	18	16	0	0	0	46.9	51.3	1	1.5	1	1.5	0	0.0	0	0.0
2015	0	0	0	0	0	0	5	11	13	14	2	0	0	0	47.2	52.8	0	0.0	0	0.0	0	0.0	0	0.0
2030	0	0	0	0	0	0	6	8	21	17	2	0	0	0	47.8	55.1	0	2.3	0	0.0	0	0.0	0	0.0
2045	0	0	0	0	0	1	3	13	11	11	2	0	0	0	49.0	57.6	3	6.5	1	2.2	0	0.0	0	0.0
2100	0	0	0	0	0	0	4	7	9	8	1	0	0	0	48.1	54.4	2	3.7	0	0.0	0	0.0	0	0.0
2115	0	0	0	0	0	1	3	13	11	9	3	0	0	0	47.8	56.4	2	4.9	0	0.0	0	0.0	0	0.0
2130	0	0	0	0	0	0	1	4	6	8	1	0	0	0	50.5	57.0	3	11.5	2	7.7	1	3.8	1	3.8
2145	0	0	0	0	0	0	0	4	4	6	1	0	0	0	46.0	54.5	1	3.1	0	0.0	0	0.0	0	0.0
2200	0	0	0	0	0	0	0	2	6	7	1	0	0	0	48.4	53.0	0	0.0	0	0.0	0	0.0	0	0.0
2215	0	0	0	0	0	0	1	6	5	6	1	0	0	0	49.8	57.8	1	6.7	0	0.0	0	0.0	0	0.0
2230	0	0	0	0	0	2	0	6	6	5	0	1	0	0	48.3	57.7	1	5.0	0	0.0	0	0.0	0	0.0
2245	0	0	0	0	0	1	1	5	5	3	4	0	0	0	48.5	54.7	1	7.1	1	7.1	1	7.1	1	7.1
2300	0	0	0	0	0	0	2	4	5	4	0	0	0	0	46.2	55.0	2	18.2	1	9.1	0	0.0	0	0.0
2315	0	0	0	0	0	1	1	2	5	4	1	2	0	0	49.6	63.5	2	14.3	0	0.0	0	0.0	0	0.0
2330	0	0	0	0	0	0	1	2	5	4	1	0	0	0	47.2	52.7	1	9.1	0	0.0	0	0.0	0	0.0
2345	0	0	0	0	0	0	0	1	5	4	1	0	0	0	47.2	52.7	1	9.1	0	0.0	0	0.0	0	0.0
07-19	7	52	377	1441	1829	1223	79	14	2	0	46

ATC SUMMARY REPORT

PROJECT	35202 Ashford, Kent
LOCATION	35202-003 - Great Chart Bypass
LOC. DESC.	Great Chart Bypass
START DATE	Tue 02 May, 2023
END DATE	Mon 08 May, 2023
SPEED LIMIT	60mph
SURVEY TYPE	7-day ATC, 15min periods, 6 veh. classes

OVERVIEW

A 7-day automatic traffic count on Great Chart Bypass , commencing Tue 02 May 2023, recorded a total of 105,448 vehicles. The posted speed limit of 60mph was exceeded by 2.1% of vehicles, and the seasonally adjusted, combined AADT value is 15,183 (see Equipment & Methodology below).

COMBINED

Total recorded volume	**105,448**
Avg daily volume (based on 7 days)	15,064.0
Average daily speed (7 days)	45.8mph
Average daily 85%ile (7 days)	52.0mph
AADT (annual average daily traffic)	15,183
Avg weekday volume (Mon-Fri, 24hrs)	16,265.4
Avg weekday speed (Mon-Fri, 24hrs)	45.1mph
Avg 12hr weekday volume (Mon-Fri, 0700-1900)	13,257.4
Avg 12hr weekday speed (Mon-Fri, 0700-1900)	44.2mph

The combined summary on the left shows the total volumes, average speeds, AADT and 85%iles recorded in both directions from all the recorded data. Speeding vehicles are defined as those travelling 61mph and above.

The summaries below provide directionalised details including speeding percentages and weekday daytime details.

NORTHBOUND ↑

Total recorded volume	**49,565**
Avg daily volume (based on 7 days)	7,080.7
Average daily speed (7 days)	45.4mph
Average daily 85%ile (7 days)	52.3mph
% of vehicles exceeding 60mph	2.3%
Avg weekday volume (Mon-Fri, 24hrs)	7,566.0
Avg weekday speed (Mon-Fri, 24hrs)	44.4mph
Avg 12hr weekday volume (Mon-Fri, 0700-1900)	6,134.6
Avg 12hr weekday speed (Mon-Fri, 0700-1900)	43.2mph
Avg 12hr weekday 85%ile (Mon-Fri, 0700-1900)	50.7mph

SOUTHBOUND ↓

Total recorded volume	**55,883**
Avg daily volume (based on 7 days)	7,983.3
Average daily speed (7 days)	46.2mph
Average daily 85%ile (7 days)	51.8mph
% of vehicles exceeding 60mph	1.9%
Avg weekday volume (Mon-Fri, 24hrs)	8,699.4
Avg weekday speed (Mon-Fri, 24hrs)	45.7mph
Avg 12hr weekday volume (Mon-Fri, 0700-1900)	7,122.8
Avg 12hr weekday speed (Mon-Fri, 0700-1900)	45.2mph
Avg 12hr weekday 85%ile (Mon-Fri, 0700-1900)	50.5mph

SITE LOCATION

Location	Great Chart Bypass
Lat, lng.	51° 8'43.96"N, 0°50'25.56"E
Project & site	35202-003
PSL	60mph
Bus route	No
Direction 1	Northbound↑
Direction 2	Southbound↓

DAILY SPEEDS

NORTHBOUND ↑

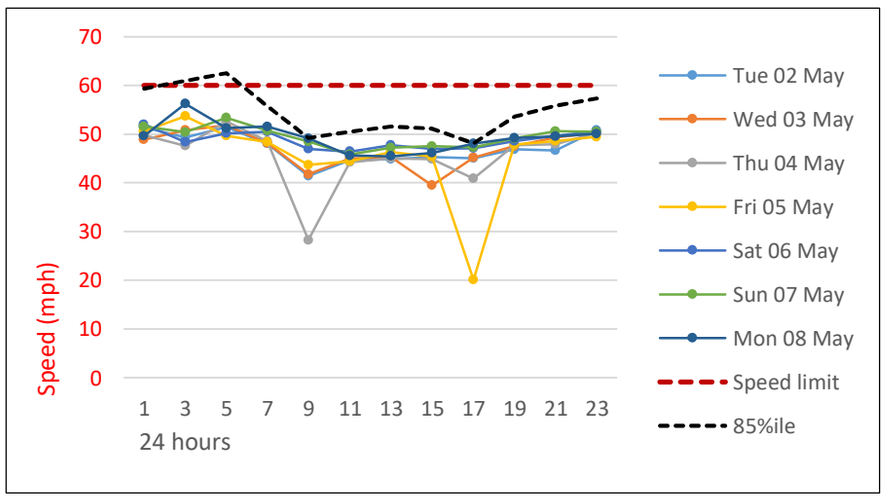

SOUTHBOUND ↓

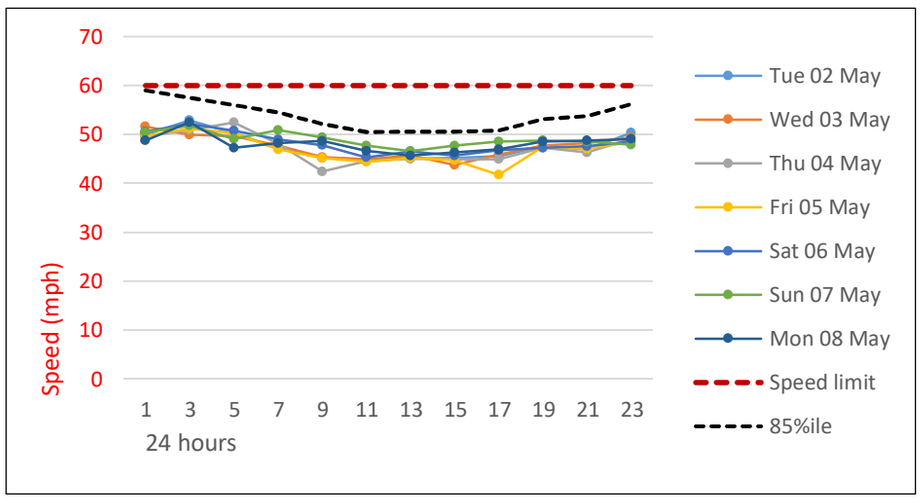

Average daily speeds (solid thin colours) and 85%ile (dashed black) compared against 60mph posted speed limit (dashed red). The 85%ile is the speed at which 85% of all vehicles are observed to travel under free flowing conditions. A minimum of ten vehicles per speed bin is required for this calculation, hence the overnight low-volume 85%ile values may be zero.

The peak average northbound daytime speed was 51.6mph at 07:15 on Mon 08 May, whilst the peak average southbound speed was 54.7mph at 08:15 on Sun 07 May (based on 15min averages between 0700 & 1900).

HOURLY VOLUMES

NORTHBOUND ↑

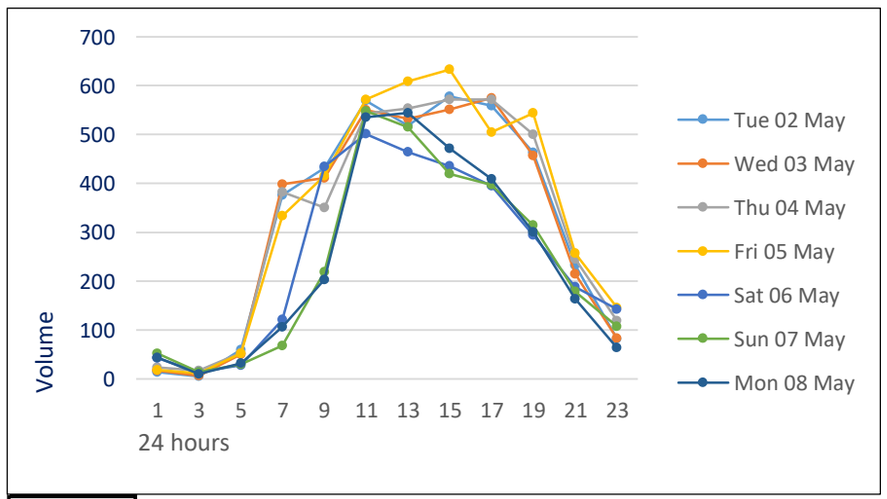

↑ Hourly northbound traffic volumes over each 24hr period for 7 days from all available data.

SOUTHBOUND ↓

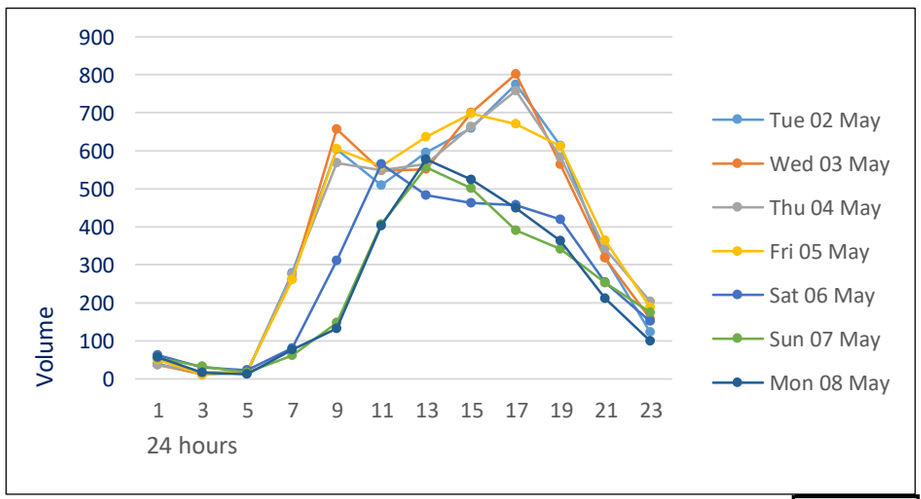

Hourly southbound traffic volumes over each 24hr period for 7 days from all available data. ↓

15min VOL & SPEED

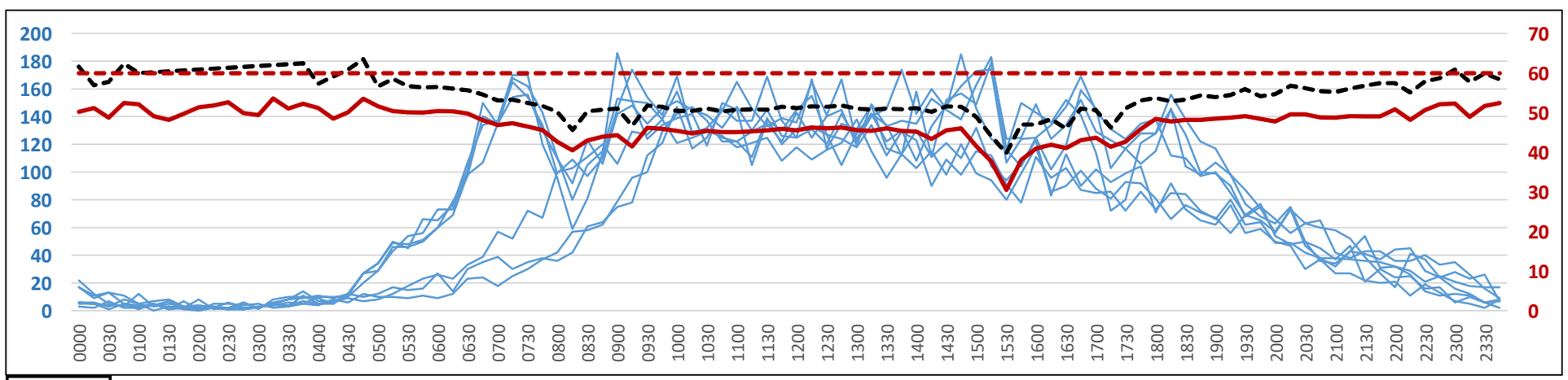

↑ 15min daily northbound flows (blue), against the average speed (red) and 85%ile (dotted black) for each 15min period over the 7-day period.

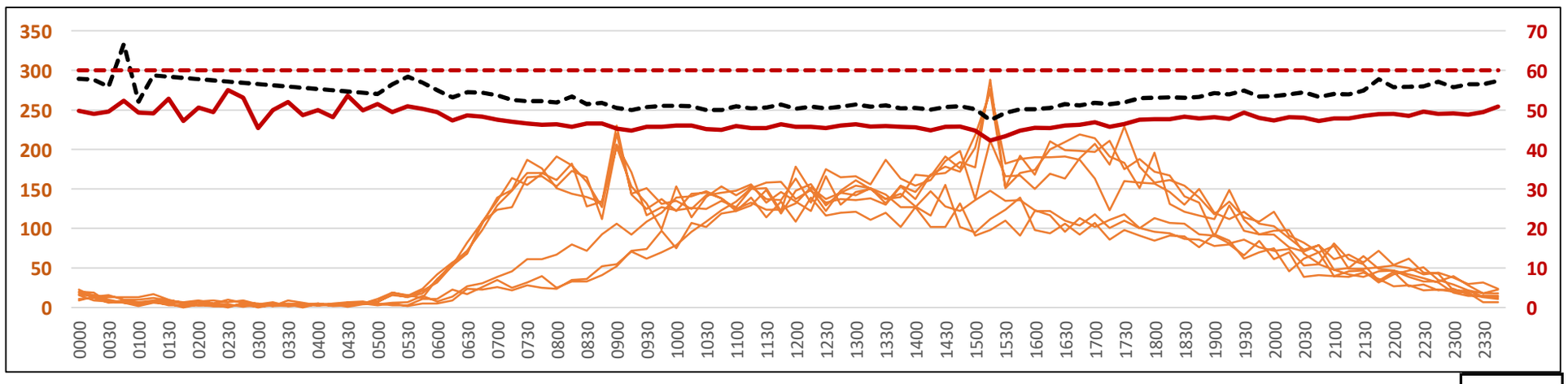

15min daily southbound flows (orange), against the average weekly speed (red) and 85%ile (dotted black) for each 15min period over the 7-day period. ↓

DAILY VOLUMES

NORTH & SOUTHBOUND

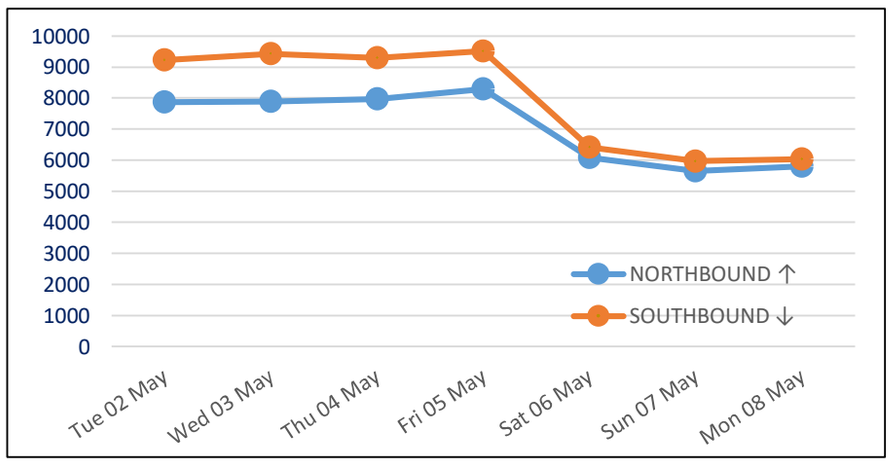

Total 24hr northbound (blue) and southbound (orange) traffic volumes over 7 consecutive days from all available data.

As can be expected, the lowest volumes were recorded on the Sunday, whilst the highest was on the Friday.

7-DAY AVERAGE CLASSES

NORTHBOUND 7-DAY AVG ↑

TIME	MOTOR CYCLES	CARS / LGV	OGV1	OGV2	PSV	TOTAL
0000	0.3	28.9	0.6	0.3	0.0	**30.0**
0100	0.7	13.4	0.6	0.6	0.0	**15.3**
0200	0.1	10.4	0.4	0.0	0.0	**11.0**
0300	0.0	20.9	0.7	0.3	0.3	**22.1**
0400	0.9	40.4	1.3	0.6	0.3	**43.4**
0500	0.9	121.0	4.0	1.1	0.3	**127.3**
0600	1.4	243.3	7.1	2.7	0.4	**255.0**
0700	3.4	390.1	8.9	6.0	1.1	**409.6**
0800	3.6	333.3	8.0	5.4	1.6	**351.9**
0900	4.1	496.7	13.7	7.0	1.7	**523.3**
1000	4.1	518.1	13.0	7.9	2.3	**545.4**
1100	3.9	502.7	12.0	8.6	1.4	**528.6**
1200	5.7	505.4	11.9	9.4	1.1	**533.6**
1300	4.6	492.3	10.7	7.3	2.0	**516.9**
1400	4.6	497.0	11.4	8.9	1.1	**523.0**
1500	6.3	473.7	5.6	7.7	1.1	**494.4**
1600	4.3	469.4	6.6	5.7	1.4	**487.4**
1700	3.7	411.3	4.7	3.4	1.3	**424.4**
1800	4.0	398.3	5.6	1.9	0.7	**410.4**
1900	3.6	301.9	2.9	1.3	0.6	**310.1**
2000	2.6	205.0	2.4	1.1	0.3	**211.4**
2100	0.9	145.0	1.3	0.6	0.0	**147.7**
2200	0.4	104.6	0.9	0.1	0.0	**106.0**
2300	0.1	51.1	1.0	0.1	0.0	**52.4**
12hr TTL	**52.3**	**5488.4**	**112.0**	**79.1**	**17.0**	**5748.9**
24hr TTL	**64.1**	**6774.3**	**135.1**	**88.0**	**19.1**	**7080.7**
	1%	96%	2%	1%	0%	

SOUTHBOUND 7-DAY AVG ↓

TIME	MOTOR CYCLES	CARS / LGV	OGV1	OGV2	PSV	TOTAL
0000	1.3	46.1	0.4	0.7	0.0	**48.6**
0100	0.7	26.1	0.1	0.0	0.0	**27.0**
0200	0.0	17.9	1.1	0.0	0.0	**19.0**
0300	0.1	12.6	0.9	0.4	0.1	**14.1**
0400	0.3	16.7	0.1	0.3	0.0	**17.4**
0500	0.3	41.4	1.6	0.6	0.0	**43.9**
0600	1.1	173.4	6.0	3.7	0.6	**184.9**
0700	1.9	398.0	10.0	5.9	0.4	**416.1**
0800	3.0	411.7	9.6	6.9	0.9	**432.0**
0900	3.7	472.9	10.6	7.3	1.1	**495.6**
1000	5.4	484.0	9.3	6.0	1.0	**505.7**
1100	5.9	525.4	10.3	5.9	0.7	**548.1**
1200	5.3	541.1	11.4	7.9	1.1	**566.9**
1300	4.0	551.7	8.4	6.7	0.9	**571.7**
1400	6.0	580.0	8.6	6.4	0.4	**601.4**
1500	7.3	632.4	6.4	4.9	1.1	**652.1**
1600	7.6	597.0	6.9	2.9	0.4	**614.7**
1700	5.9	581.6	3.9	1.3	0.6	**593.1**
1800	5.6	489.3	2.6	1.9	0.1	**499.4**
1900	3.0	387.4	2.6	1.3	0.0	**394.3**
2000	2.9	288.7	1.1	1.7	0.1	**294.6**
2100	1.7	200.9	0.7	0.4	0.0	**203.7**
2200	1.6	154.6	0.9	0.1	0.0	**157.1**
2300	0.4	80.6	0.1	0.6	0.0	**81.7**
12hr TTL	**61.4**	**6265.1**	**97.9**	**63.7**	**8.9**	**6497.0**
24hr TTL	**74.9**	**7711.6**	**113.6**	**73.6**	**9.7**	**7983.3**
	1%	97%	1%	1%	0%	

Average daily northbound and southbound volumes by class (condensed to the AQMA scheme), including 12hr totals for 0700-1900 and overall average percentages. Calculated from all available data over 7 days.

CYCLE PROVISION

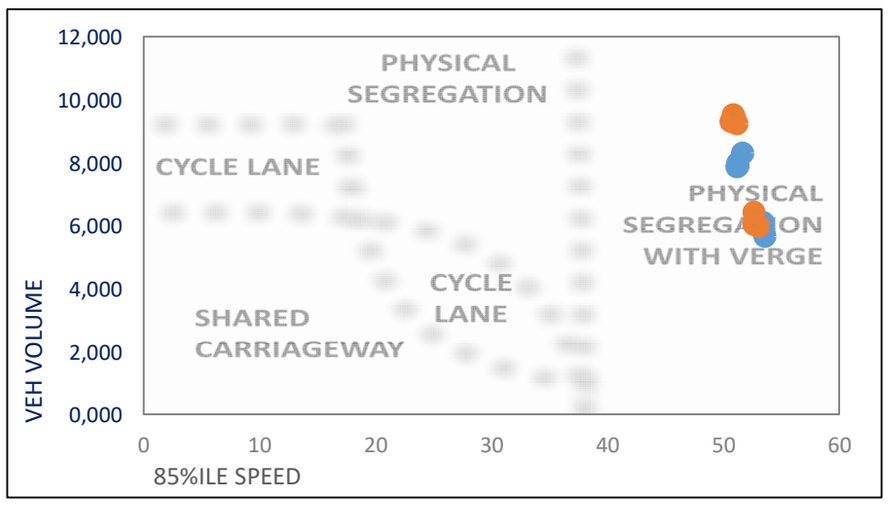

The diagram compares total daily traffic flow (vertical axis) against the average daily 85%ile speed (horizontal axis) to demonstrate cyclist and vulnerable user considerations.

The guidelines are based on the Sustrans Design Manual (Apr 2014); Understanding User Needs, part 2.

Valid 85%iles are required to plot the graph.

METHODOLOGY

Equipment & methodology

Automatic traffic counts are undertaken using a pair of pneumatic tubes installed securely across the carriageway, one metre apart, recording air pulses to determine vehicle speed, class and volume. The ATC equipment generally remains in place for a consecutive seven day period, and the data analysed post-survey.

In queuing conditions, the accuracy of ATC recording equipment will reduce as follows;

- 20 – 30mph: potential reduction of 9% accuracy in volume values
- 10 – 20mph: potential reduction of 26% accuracy in volume values
- 00 – 10mph: potential reduction of 39% accuracy in volume values

These figures are based on multiple ATC results compared against accepted reference values from resilient manual counts.

AADTs are calculated using the seasonal COBA methodology; DMRB Vol. 13, Pt 4:

Equipment damage & failure

Although checked intermittently the equipment remains unmanned for much of the duration of the survey, and can potentially be interfered with, vandalised, damaged or stolen and A-T-R cannot be held responsible for any periods where data has not been captured.

The equipment is located in accordance with the details provided by the client and A-T-R cannot be held responsible for the accuracy of the data or loss of equipment due to theft and vandalism.

Weather & environmental

Inclement conditions during winter months or outbreaks of unseasonable weather may affect survey data collection. This can result in distorted traffic flows or unusable data and should be considered prior to survey approval. Although forecast checks are made prior to the survey commencing, A-T-R cannot be held responsible for the forecast accuracy.

Roadworks & events

Where possible, roadworks checks are made 7 days before the survey commences. Additionally, influencing major local events are also monitored, covering the immediate vicinity of the surveys and any routes likely to affect the outcome of the survey.

CLASS	ABBREV.	DESCRIPTION	LENGTH	COBA
1	MC	Motorcycle	SHORT Up to 5.5m	N/A
2	SV	Cars, taxis, 4WD, vans		CAR & LGV
3	SVT	Class 2 plus trailer	MEDIUM 5.5m to 14.5m	
4	TB2	2 axle truck / bus		OGV1 & PSV
5	TB3	3 axle truck / bus		OGV1
6	T4	4 axle truck		OGV2
7	ART3	3 axle articulated	LONG 11.5m to 19.0m	
8	ART4	4 axle articulated		
9	ART5	5 axle articulated		
10	ART6	6+ axle articulated		

Vehicle classifications

Vehicles recorded by the ATC are placed into one of ten classes based on axle spacing and pattern. This scheme is based on the AustRoad 94 algorithm and modified for UK traffic, referred to as ARX. The table on the left aligns the ARX classifications with the COBA Chapter 8 (Vol 13, Sec 1) classifications.

Under adverse conditions the accuracy of ATC classifications will deteriorate and an appropriate link count should be used for validation.

Disclaimer

Although every attempt is made to achieve accuracy, A-T-R may not be held liable for errors of fact or interpretation.

PROJECT 35202 Ashford, Kent
SITE 35202-003
LOCATION GREAT CHART BYPASS
DIRECTION **NORTHBOUND ↑**
PSL 60mph

Tue 02 May
DAY 1

TIME	TOTAL	CLS 1	CLS 2	CLS 3	CLS 4	CLS 5	CLS 6	SPD1 0 10	SPD2 10 15	SPD3 15 20	SPD4 20 25	SPD5 25 30	SPD6 30 35	SPD7 35 40	SPD8 40 45	SPD9 45 50	SPD10 50 60	SPD11 60 70	SPD12 70 80	SPD13 80 90	SPD14 90 100	AVG	85%ile	PSL 60	PSL% 60	CAT. 63 ACPO	CAT. 69 ACPO	CAT. 74 DfT	CAT. 77 DfT
0000	3	0	2	1	0	0	0	0	0	0	0	0	0	0	0	0	0	0	0	0	0	53.8 -	52.3 -	0	0.0	0	0.0	0	0.0
0015	2	0	2	0	0	0	0	0	0	0	0	0	0	1	0	0	0	1	0	0	0	50.5 -	50.5 -	1	50.0	0	0.0	0	0.0
0030	7	0	2	1	0	0	0	0	0	0	0	0	0	2	0	0	0	2	0	0	0	50.0 -	50.0 -	1	14.3	0	0.0	0	0.0
0045	2	0	1	0	0	0	0	0	0	0	0	0	0	0	0	0	1	0	0	0	0	38.8 -	50.0 -	0	0.0	0	0.0	0	0.0
0100	2	0	0	1	0	0	0	0	0	0	0	0	0	1	0	0	0	0	0	0	0	51.4 -	38.8 -	0	0.0	0	0.0	0	0.0
0115	4	0	3	0	0	0	0	0	0	0	0	0	0	0	0	0	0	0	0	0	0	43.4 -	51.4 -	1	25.0	0	0.0	0	0.0
0130	3	0	2	0	0	0	0	0	0	0	0	0	0	0	0	0	0	0	0	0	0	61.1 -	43.4 -	0	0.0	0	0.0	0	0.0
0145	1	0	1	0	0	0	0	0	0	0	0	0	0	0	0	0	0	0	0	0	0	-	61.1 -	1	100.0	0	0.0	0	0.0
0200	0	0	0	0	0	0	0	0	0	0	0	0	0	0	0	0	0	0	0	0	0	-	-	0	0.0	0	0.0	0	0.0
0215	2	0	1	1	0	0	0	0	0	0	0	0	0	1	0	0	0	0	0	0	0	45.8 -	49.6 -	0	0.0	0	0.0	0	0.0
0230	2	0	1	0	0	0	0	0	0	0	0	0	0	0	0	0	0	0	0	0	0	55.8 -	45.8 -	0	0.0	0	0.0	0	0.0
0245	1	0	0	1	0	0	0	0	0	0	0	0	0	0	0	1	0	0	0	0	0	43.7 -	55.8 -	0	0.0	0	0.0	0	0.0
0300	2	0	0	1	0	0	0	0	0	0	0	0	0	1	0	0	1	0	0	0	0	51.7 -	43.7 -	1	20.0	0	0.0	0	0.0
0315	5	0	3	2	0	0	0	0	0	0	0	0	0	0	0	2	1	0	0	0	0	54.5 -	51.7 -	2	25.0	0	0.0	0	0.0
0330	8	0	6	0	0	0	0	0	0	0	0	0	0	0	0	5	2	0	0	0	0	53.9 -	54.5 -	2	22.2	0	0.0	0	0.0
0345	9	0	9	0	0	0	0	0	0	0	0	0	0	0	0	2	1	0	0	0	0	57.4	53.9 -	0	0.0	0	0.0	0	0.0
0400	10	0	7	1	0	0	0	0	0	0	0	0	0	0	0	3	1	0	0	0	0	49.5	57.4	0	0.0	0	0.0	0	0.0
0415	9	1	7	1	0	0	0	0	0	0	0	0	0	0	0	4	0	0	0	0	0	48.6 -	49.5	0	0.0	0	0.0	0	0.0
0430	12	0	8	2	0	0	0	0	0	0	0	0	0	2	0	4	2	0	0	0	0	51.6	48.6 -	2	16.7	0	0.0	0	0.0
0445	27	0	23	3	0	0	0	0	0	0	0	0	0	5	0	7	5	0	0	0	0	62.3	51.6	5	18.5	0	0.0	0	0.0
0500	34	0	25	8	1	0	0	0	0	0	0	0	0	8	1	8	17	4	0	0	0	57.6	62.3	4	11.8	0	0.0	0	0.0
0515	49	0	34	13	2	0	0	0	0	0	0	0	0	7	3	14	23	3	0	0	0	50.3	57.6	3	6.1	0	0.0	0	0.0
0530	48	0	39	9	0	0	0	0	0	0	0	0	0	8	4	11	26	1	0	0	0	58.5	50.3	4	8.3	2	4.2	0	0.0
0545	51	0	38	9	2	0	0	0	0	0	0	0	0	2	1	8	16	2	0	0	0	56.0	58.5	4	3.9	1	2.0	0	0.0
0600	60	0	51	3	2	0	0	0	0	0	0	0	0	3	1	13	22	7	0	0	0	57.2	56.0	7	11.7	0	0.0	0	0.0
0615	79	0	62	13	3	1	0	0	0	0	0	0	0	3	1	13	29	5	0	0	0	54.4	57.2	1	1.3	0	0.0	0	0.0
0630	97	1	75	16	3	1	0	0	0	0	0	0	0	3	1	24	38	27	0	0	0	53.9	54.4	5	5.2	0	0.0	0	0.0
0645	140	1	110	24	4	1	0	0	0	0	0	0	0	6	3	34	38	41	1	0	0	53.2	53.9	1	0.7	0	0.0	0	0.0
0700	135	1	105	23	1	0	0	0	0	0	0	0	0	10	7	53	47	19	0	0	0	44.9	53.2	0	0.0	0	0.0	0	0.0
0715	154	0	132	17	3	2	0	0	0	0	0	0	0	14	57	56	27	0	0	0	0	45.8	44.9	0	0.0	0	0.0	0	0.0
0730	156	1	129	21	4	1	0	0	0	0	0	0	0	19	55	47	21	1	0	0	0	44.1	45.8	0	0.0	0	0.0	0	0.0
0745	130	0	107	18	4	0	1	0	0	0	0	0	1	34	41	34	19	1	0	0	0	44.2	44.1	2	1.3	1	0.6	0	0.0
0800	110	0	89	18	1	1	1	0	0	0	0	0	3	19	39	32	14	3	0	0	0	44.6	44.2	1	0.8	0	0.0	0	0.0
0815	92	0	82	9	0	1	1	0	0	0	0	0	1	17	29	36	16	1	0	0	0	45.8	44.6	3	2.7	0	0.0	0	0.0
0830	123	1	102	16	2	1	1	0	0	0	0	0	6	10	13	28	9	10	0	0	0	42.5	45.8	1	1.1	0	0.0	0	0.0
0845	106	0	86	13	3	2	2	0	0	0	0	0	9	14	54	45	21	0	0	0	0	49.6	42.5	1	0.8	0	0.0	0	0.0
0900	142	1	120	16	3	2	0	0	0	0	0	0	12	15	45	45	15	0	1	0	0	45.0	49.6	1	0.7	0	0.0	0	0.0
0915	148	0	119	16	9	3	1	0	0	0	0	0	16	24	53	41	16	1	0	0	0	43.9	45.0	1	0.7	0	0.0	0	0.0
0930	135	0	115	14	4	0	2	0	0	0	0	0	3	34	41	34	19	1	0	0	0	44.7	43.9	1	0.7	0	0.0	0	0.0
0945	146	1	121	18	4	2	4	0	0	0	0	0	3	18	58	44	19	4	0	0	0	44.6	44.7	1	0.7	0	0.0	0	0.0
1000	151	0	129	16	4	0	2	0	0	0	0	0	6	22	51	37	13	2	0	0	0	45.0	44.6	4	2.7	0	0.0	0	0.0
1015	145	1	108	28	2	5	1	0	0	0	0	0	9	14	69	45	21	0	0	0	0	45.4	45.0	2	1.4	0	0.0	0	0.0
1030	141	1	112	25	2	1	0	0	0	0	0	0	12	16	59	46	48	0	0	0	0	45.0	45.4	2	1.4	0	0.0	0	0.0
1045	132	0	115	7	4	3	3	0	0	0	0	0	3	18	47	40	24	0	0	0	0	45.3	45.0	0	0.0	0	0.0	0	0.0
1100	147	1	111	24	4	6	1	0	0	0	0	0	9	48	49	29	12	0	0	0	0	42.2	45.3	0	0.0	0	0.0	0	0.0
1115	130	0	106	20	1	3	0	0	0	0	0	0	6	13	57	38	12	0	0	0	0	43.7	42.2	0	0.0	0	0.0	0	0.0
1130	145	0	116	20	5	4	0	0	0	0	0	0	4	14	57	55	17	2	0	0	0	45.6	43.7	0	0.0	0	0.0	0	0.0
1145	126	1	99	16	3	6	3	0	0	0	0	0	2	21	42	45	18	0	0	0	0	44.9	45.6	0	0.0	0	0.0	0	0.0
1200	125	1	108	13	2	2	0	0	0	0	0	0	5	24	43	24	27	0	0	0	0	44.2	44.9	0	0.0	0	0.0	0	0.0
1215	131	1	113	14	2	0	0	0	0	0	0	0	1	10	45	53	21	1	0	0	0	45.8	44.2	0	0.0	0	0.0	0	0.0
1230	120	1	90	21	5	3	0	0	0	0	0	0	7	21	45	34	15	4	0	0	0	45.0	45.8	1	0.8	0	0.0	0	0.0
1245	142	1	120	11	7	2	1	0	0	0	0	0	7	19	50	47	19	0	0	0	0	44.5	45.0	4	3.3	0	0.0	0	0.0
1300	124	0	101	15	5	2	1	0	0	0	0	0	2	51	36	14	0	0	0	0	0	43.9	44.5	0	0.0	0	0.0	0	0.0
1315	142	0	114	17	4	5	2	0	0	0	0	0	9	27	50	34	19	3	0	0	0	43.9	43.9	0	0.0	1	0.7	0	0.0
1330	134	0	113	17	4	3	0	0	0	0	0	0	1	23	53	32	18	2	0	0	0	44.2	43.9	2	1.5	0	0.0	0	0.0
1345	112	0	91	16	4	0	1	0	0	0	0	0	4	24	43	30	15	0	0	0	0	44.5	44.2	0	0.0	0	0.0	0	0.0
1400	158	1	113	30	7	7	0	0	0	0	0	0	14	14	62	61	16	1	0	0	0	45.0	44.5	1	0.6	0	0.0	0	0.0
1415	111	0	86	16	7	1	1	0	0	0	0	0	3	46	44	17	0	1	0	0	0	46.4	45.0	1	0.9	0	0.0	0	0.0
1430	152	1	133	11	6	1	0	0	0	0	0	0	23	56	40	30	0	0	0	0	0	45.1	46.4	0	0.0	0	0.0	0	0.0
1445	157	0	137	15	3	2	0	0	0	0	0	0	18	61	55	22	0	0	0	0	0	45.1	45.1	0	0.0	0	0.0	0	0.0
1500	149	1	119	18	4	7	0	0	0	0	0	0	35	44	37	24	3	0	0	0	0	44.4	45.1	0	0.0	0	0.0	0	0.0
1515	179	0	156	19	1	3	0	0	0	0	0	0	47	62	34	7	0	0	0	0	0	39.8	44.4	0	0.0	0	0.0	0	0.0
1530	124	0	115	6	2	0	0	0	0	0	0	0	11	4	16	23	3	0	0	0	0	22.0	39.8	0	0.0	0	0.0	0	0.0
1545	125	1	96	21	3	3	1	0	0	0	0	0	7	8	31	49	18	0	0	0	0	44.4	22.0	0	0.0	0	0.0	0	0.0
1600	149	0	116	28	3	2	0	0	0	0	0	0	5	18	63	42	20	0	0	0	0	44.6	44.4	1	0.8	0	0.0	0	0.0
1615	124	2	96	20	4	1	1	0	0	0	0	0	2	20	36	42	18	0	0	0	0	44.8	44.6	1	0.7	0	0.0	0	0.0
1630	134	1	111	19	1	1	1	0	0	0	0	0	4	5	47	40	24	0	0	0	0	45.3	44.8	2	1.6	0	0.0	0	0.0
1645	152	0	131	18	2	0	0	0	0	0	0	0	9	48	49	29	12	0	0	0	0	42.2	45.3	0	0.0	0	0.0	0	0.0
1700	129	2	113	12	2	0	0	0	0	0	0	0	17	55	48	28	1	0	0	0	0	43.7	42.2	0	0.0	0	0.0	0	0.0
1715	123	1	108	10	3	0	1	0	0	0	0	0	2	35	60	27	5	0	0	0	0	45.7	43.7	0	0.0	0	0.0	0	0.0
1730	117	0	97	16	2	2	0	0	0	0	0	0	14	42	45	21	1	0	0	0	0	45.5	45.7	0	0.0	0	0.0	0	0.0
1745	106	0	93	10	1	2	0	0	0	0	0	0	6	37	31	30	5	0	0	0	0	46.7	45.5	0	0.0	0	0.0	0	0.0
1800	115	2	97	14	2	0	0	0	0	0	0	0	7	26	50	31	0	0	0	1	0	46.7	46.7	0	0.0	0	0.0	0	0.0
1815	146	2	127	10	5	1	1	0	0	0	0	0	17	45	52	28	3	0	0	0	0	47.4	46.7	1	0.9	0	0.0	1	0.9
1830	104	2	91	9	1	1	0	0	0	0	0	0	5	26	41	28	4	0	0	0	0	48.2	47.4	0	0.0	0	0.0	0	0.0
1845	98	0	88	9	0	1	0	0	0	0	0	0	2	18	38	21	1	0	0	0	0	46.0	48.2	4	3.8	0	0.0	0	0.0
1900	107	0	92	10	2	0	1	0	0	0	0	0	13	29	32	29	3	1	0	0	0	47.3	46.0	1	1.0	0	0.0	0	0.0
1915	98	1	83	11	2	0	0	0	0	0	0	0	23	41	30	2	0	0	0	0	0	48.3	47.3	4	3.7	0	0.0	0	0.0
1930	77	1	73	3	0	0	0	0	0	0	0	0	5	23	27	4	0	0	0	0	0	47.3	48.3	2	2.0	0	0.0	0	0.0
1945	68	1	57	8	1	0	0	0	0	0	0	0	2	9	34	14	5	1	0	0	1	49.9	47.3	4	5.2	0	0.0	0	0.0
2000	63	0	57	7	0	0	0	0	0	0	0	0	2	23	8	9	1	0	0	0	1	56.8	49.9	7	10.3	2	2.9	1	1.5
2015	75	2	67	4	2	0	0	0	0	0	0	0	4	17	31	4	0	0	0	0	0	48.7	56.8	0	0.0	0	0.0	0	0.0
2030	50	0	42	5	2	1	0	0	0	0	0	0	4	16	10	15	3	1	0	0	0	48.4	48.7	4	8.0	0	0.0	0	0.0
2045	45	0	41	2	1	0	0	0	0	0	0	0	1	9	6	14	3	1	0	0	0	47.7	48.4	4	8.9	1	2.2	0	0.0
2100	37	0	29	8	0	0	0	0	0	0	0	0	1	5	8	10	2	0	0	0	0	46.4	47.7	2	5.4	0	0.0	0	0.0
2115	47	0	44	0	0	0	0	0	0	0	0	0	7	17	9	18	2	0	0	0	0	49.3	46.4	0	0.0	0	0.0	0	0.0
2130	21	0	15	5	1	0	0	0	0	0	0	0	2	5	5	7	3	0	0	0	0	49.2	49.3	2	9.5	0	0.0	0	0.0
2145	30	0	27	3	0	0	0	0	0	0	0	0	1	2	6	13	3	0	0	0	0	57.6	49.2	2	10.0	0	0.0	0	0.0
2200	24	0	21	2	1	0	0	0	0	0	0	0	1	8	5	16	0	0	0	0	0	59.0	57.6	3	12.5	0	0.0	0	0.0
2215	25	0	24	1	0	0	0	0	0	0	0	0	1	11	8	5	0	0	0	0	0	55.5	59.0	0	0.0	0	0.0	0	0.0
2230	16	0	15	1	0	0	0	0	0	0	0	0	0	0	4	3	0	0	0	0	0	52.3	55.5	0	0.0	0	0.0	0	0.0
2245	17	0	16	1	0	0	0	0	0	0	0	0	1	6	2	2	0	0	0	0	0	60.6	52.3	3	18.8	1	5.9	0	0.0
2300	6	0	4	2	0	0	0	0	0	0	0	0	0	1	4	6	8	1	0	0	0	64.6	60.6	3	17.7	1	5.9	0	0.0
2315	10	0	9	1	0	0	0	0	0	0	0	0	1	0	1	4	5	1	0	0	0	55.1	64.6	0	0.0	0	0.0	0	0.0
2330	6	0	6	0	0	0	0	0	0	0	0	0	0	0	0	1	1	0	0	0	0	51.6 -	55.1	1	10.0	0	0.0	0	0.0
2345	2	0	1	1	0	0	0	0	0	0	0	0	0	1	2	1	3	0	0	0	0	52.2 -	51.6 -	0	0.0	0	0.0	0	0.0
07-19	6376	27	5273	790	155	106	25	88	11	1	19	53	1	0	0	1	1	0	0	0	0	49.3 -	52.2 -	0	0.0	0	0.0	0	0.0
06-22	7470	34	6197	914	178	120	27	88	11	2	21	60	1	0	0	1	1	0	0	0	0	44.7	49.3 -	0	0.0	0	0.0	0	0.0
06-00	7576	34	6293	923	178	121	27	88	11	2	21	60	1	0	0	1	1	0	0	0	0	44.8	44.7	1	1.6	15	0.2	3	0.0
00-00	7870	36	6516	979	185	126	28	88	11	2	21	60	1	0	0	1	1	0	0	0	0	45.0	44.8	1	1.6	16	0.2	3	0.0
			850	2207	1960	943	57	4	2	0	44.2	50.2	63	1.0	10	0.2	2	0.0
			938	2465	2308	1266	105	8	2	1	44.7	50.8	116	1.6	15	0.2	3	0.0
			941	2483	2336	1316	111	9	2	1	44.8	50.9	123	1.6	16	0.2	3	0.0
			950	2532	2410	1446	140	10	2	1	45.0	51.2	153	1.9	19	0.2	3	0.0

ALL VEHICLES	TOTAL
Mcycles	CLASS 1
Cars, taxis, 4WD	CLASS 2
LGV	CLASS 3
OGV1	CLASS 4
OGV2	CLASS 5
PSV	CLASS 6
	TIME
0 - 10 mph	0-10mph
10 - 15 mph	10-15mph
15 - 20 mph	15-20mph
20 - 25 mph	20-25mph
25 - 30 mph	25-30mph
30 - 35 mph	30-35mph
35 - 40 mph	35-40mph
40 - 45 mph	40-45mph
45 - 50 mph	45-50mph
50 - 60 mph	50-60mph
60 - 70 mph	60-70mph
70 - 80 mph	70-80mph
80 - 90 mph	80-90mph
90 - 100 mph	90mph+
AVG SPD	AVG SPD
85%ile	85%ile
> 60mph	PSL SPEEDING
% > 60mph	PSL% SPEEDING
	ACPO SPEEDING
	ACPO% SPEEDING
	DfT SPEEDING
	DfT% SPEEDING

DIR 1

DIR 1

PROJECT 35202 Ashford, Kent
SITE 35202-003
LOCATION GREAT CHART BYPASS
DIRECTION **NORTHBOUND ↑**
PSL 60mph

Wed 03 May

DAY 2

Time	Total (ALL VEHICLES)	Cls 1 (Mcycles)	Cls 2 (Cars, taxis, 4WD)	Cls 3 (LGV)	Cls 4 (OGV1)	Cls 5 (OGV2)	Cls 6 (PSV)	Fix1
0000	6	0	3	3	0	0	0	
0015	5	0	3	1	1	0	0	
0030	1	0	1	0	0	0	0	
0045	5	0	3	1	0	1	0	
0100	1	0	1	0	0	0	0	
0115	5	0	5	0	0	0	0	
0130	1	0	1	0	0	0	0	
0145	2	0	1	0	1	0	0	
0200	2	0	2	0	0	0	0	
0215	2	0	2	0	0	0	0	
0230	1	0	1	0	0	0	0	
0245	1	0	0	1	0	0	0	
0300	3	0	1	1	1	0	0	
0315	4	0	4	0	0	0	0	
0330	6	0	5	0	0	0	1	
0345	5	0	5	0	0	0	0	
0400	10	0	7	3	0	0	0	
0415	10	0	5	4	1	0	0	
0430	10	1	8	1	0	0	0	
0445	20	0	16	3	1	0	0	
0500	29	0	19	7	1	1	1	
0515	43	1	32	7	2	1	0	
0530	54	0	45	9	0	0	0	
0545	56	0	41	14	0	1	0	
0600	73	0	59	10	1	3	0	
0615	73	0	59	9	4	1	0	
0630	102	0	80	17	3	2	0	
0645	150	1	123	24	2	0	0	
0700	134	1	105	21	3	4	0	
0715	168	2	145	17	2	2	0	
0730	162	1	130	24	3	2	2	
0745	143	0	120	19	4	0	0	
0800	111	0	92	16	2	1	0	
0815	80	0	60	13	2	3	2	
0830	105	0	91	9	2	3	0	
0845	115	1	91	13	5	3	2	
0900	153	0	132	10	7	2	2	
0915	151	1	131	12	4	2	1	
0930	124	0	101	14	7	2	0	
0945	134	1	107	18	5	2	1	
1000	139	0	113	17	5	3	1	
1015	142	0	113	18	8	3	0	
1030	119	2	96	17	3	0	1	
1045	150	2	108	23	10	5	2	
1100	145	0	114	19	7	5	0	
1115	105	0	85	15	4	1	0	
1130	137	1	113	15	5	3	0	
1145	130	1	113	13	2	1	0	
1200	145	2	110	22	5	3	3	
1215	155	0	125	23	5	2	0	
1230	127	4	98	15	4	6	0	
1245	105	1	89	10	2	3	0	
1300	128	1	107	16	4	0	0	
1315	142	0	114	21	4	3	0	
1330	122	1	103	12	4	2	0	
1345	130	2	99	20	5	4	0	
1400	108	1	82	20	1	4	0	
1415	133	1	107	18	4	3	0	
1430	148	0	116	27	3	2	0	
1445	162	3	133	16	5	5	0	
1500	173	0	155	15	2	1	0	
1515	174	3	150	15	1	4	1	
1530	107	3	96	5	0	2	1	
1545	124	1	117	2	1	3	0	
1600	125	2	101	16	2	2	2	
1615	134	1	106	18	6	3	0	
1630	147	1	117	24	3	2	0	
1645	169	1	134	32	1	1	0	
1700	144	2	125	16	0	1	0	
1715	131	1	104	21	2	3	0	
1730	124	2	106	11	4	1	0	
1745	135	2	113	18	1	1	0	
1800	138	1	118	17	1	1	0	
1815	112	0	102	7	2	1	0	
1830	110	1	97	8	3	0	1	
1845	97	1	85	9	2	0	0	
1900	100	0	86	13	1	0	0	
1915	85	0	76	8	1	0	0	
1930	69	2	59	8	0	0	0	
1945	65	1	56	5	1	1	1	
2000	57	1	50	5	0	1	0	
2015	73	3	64	3	3	0	0	
2030	47	0	40	7	0	0	0	
2045	38	3	34	1	0	0	0	
2100	32	0	24	6	1	1	0	
2115	43	1	35	7	0	0	0	
2130	54	0	51	2	0	1	0	
2145	31	0	27	4	0	0	0	
2200	32	0	29	3	0	0	0	
2215	26	0	22	3	1	0	0	
2230	14	0	11	2	1	0	0	
2245	11	0	10	1	0	0	0	
2300	12	0	10	2	0	0	0	
2315	11	0	9	2	0	0	0	
2330	6	1	5	0	0	0	0	
2345	8	0	6	2	0	0	0	
07-19	6396	51	5269	777	167	110	22	
06-22	7488	63	6192	906	184	120	23	
06-00	7608	64	6294	921	186	120	23	
00-00	7890	66	6505	976	194	124	25	

Time [--	Vbin 0 10 (0 - 10 mph)	Vbin 10 15 (10 - 15 mph)	Vbin 15 20 (15 - 20 mph)	Vbin 20 25 (20 - 25 mph)	Vbin 25 30 (25 - 30 mph)	Vbin 30 35 (30 - 35 mph)	Vbin 35 40 (35 - 40 mph)	Vbin 40 45 (40 - 45 mph)	Vbin 45 50 (45 - 50 mph)	Vbin 50 60 (50 - 60 mph)	Vbin 60 70 (60 - 70 mph)	Vbin 70 80 (70 - 80 mph)	Vbin 80 90 (80 - 90 mph)	Vbin 90 100 (90 - 100 mph)	Mean (AVG SPD)	Vpp 85 (85%ile)	]PSL 60 (> 60mph)	]PSL% 60 (% > 60mph)	]SL1 68 ACPO	]SL1% 68 ACPO	]SL2 75 DFT	]SL2% 75 DFT
0000	0	0	0	0	0	0	0	1	4	1	0	0	0	0	47.0	-	0	0.0	0	0.0	0	0.0
0015	0	0	0	0	0	0	0	0	3	1	1	0	0	0	53.4	-	1	20.0	1	20.0	0	0.0
0030	0	0	0	0	0	0	0	1	0	0	0	0	0	0	44.9	-	0	0.0	0	0.0	0	0.0
0045	0	0	0	0	0	0	1	1	1	1	1	0	0	0	47.6	-	1	20.0	0	0.0	0	0.0
0100	0	0	0	0	0	0	0	0	0	0	1	0	0	0	66.5	-	1	100.0	0	0.0	0	0.0
0115	0	0	0	0	0	0	1	1	0	2	1	0	0	0	51.5	-	1	20.0	0	0.0	0	0.0
0130	0	0	0	0	0	0	0	0	0	1	0	0	0	0	51.2	-	0	0.0	0	0.0	0	0.0
0145	0	0	0	0	0	0	0	1	0	1	0	0	0	0	46.0	-	0	0.0	0	0.0	0	0.0
0200	0	0	0	0	0	0	0	1	0	1	0	0	0	0	48.8	-	0	0.0	0	0.0	0	0.0
0215	0	0	0	0	0	0	0	1	0	0	1	0	0	0	54.1	-	1	50.0	0	0.0	0	0.0
0230	0	0	0	0	0	0	0	0	0	1	0	0	0	0	56.3	-	0	0.0	0	0.0	0	0.0
0245	0	0	0	0	0	0	0	1	0	0	0	0	0	0	43.0	-	0	0.0	0	0.0	0	0.0
0300	0	0	0	0	0	0	0	0	1	2	0	0	0	0	54.0	-	0	0.0	0	0.0	0	0.0
0315	0	0	0	0	0	0	0	1	0	2	0	1	0	0	54.2	-	1	25.0	1	25.0	0	0.0
0330	0	0	0	0	0	0	0	0	2	4	0	0	0	0	51.1	-	0	0.0	0	0.0	0	0.0
0345	0	0	0	0	0	0	0	1	1	3	0	0	0	0	51.9	-	0	0.0	0	0.0	0	0.0
0400	0	0	0	0	0	0	1	2	0	4	2	1	0	0	54.6	-	3	30.0	1	10.0	1	10.0
0415	0	0	0	0	0	0	1	2	3	3	1	0	0	0	49.1	-	1	10.0	0	0.0	0	0.0
0430	0	0	0	0	0	0	0	3	3	3	1	0	0	0	50.9	-	1	10.0	0	0.0	0	0.0
0445	0	0	0	0	0	0	1	0	9	7	3	0	0	0	52.2	59.9	3	15.0	0	0.0	0	0.0
0500	0	0	0	0	0	0	1	6	2	17	3	0	0	0	51.3	58.4	3	10.3	0	0.0	0	0.0
0515	0	0	0	0	0	0	2	8	13	18	2	0	0	0	49.5	55.1	2	4.7	1	2.3	0	0.0
0530	0	0	0	0	0	0	2	9	14	16	9	3	1	0	53.4	64.8	13	24.1	5	9.3	2	3.7
0545	0	0	0	0	0	1	5	5	17	26	2	0	0	0	49.6	56.2	2	3.6	0	0.0	0	0.0
0600	0	0	0	0	0	0	9	10	21	30	2	1	0	0	48.9	54.6	3	4.1	1	1.4	0	0.0
0615	0	0	0	0	0	1	2	11	27	30	2	0	0	0	49.1	54.0	2	2.7	0	0.0	0	0.0
0630	0	0	0	0	0	0	8	20	31	39	4	0	0	0	48.8	54.6	4	3.9	0	0.0	0	0.0
0645	0	0	0	0	0	0	7	48	61	32	2	0	0	0	47.0	51.3	2	1.3	0	0.0	0	0.0
0700	0	0	0	0	0	0	12	54	52	16	0	0	0	0	45.5	49.6	0	0.0	0	0.0	0	0.0
0715	0	0	0	0	0	9	12	59	63	24	1	0	0	0	45.2	50.2	1	0.6	0	0.0	0	0.0
0730	0	0	0	0	0	0	23	67	51	21	0	0	0	0	44.8	49.6	0	0.0	0	0.0	0	0.0
0745	0	0	0	0	7	17	40	50	20	8	1	0	0	0	40.6	46.3	1	0.7	0	0.0	0	0.0
0800	1	8	5	3	15	14	20	19	18	8	0	0	0	0	35.8	46.9	0	0.0	0	0.0	0	0.0
0815	0	0	0	0	2	6	23	25	14	9	1	0	0	0	42.3	49.5	1	1.3	0	0.0	0	0.0
0830	0	0	0	0	3	8	15	20	40	13	6	0	0	0	44.8	51.0	6	5.7	0	0.0	0	0.0
0845	0	0	0	0	2	9	13	41	35	15	0	0	0	0	44.2	49.8	0	0.0	0	0.0	0	0.0
0900	23	5	1	3	9	20	23	29	26	14	0	0	0	0	34.3	48.4	0	0.0	0	0.0	0	0.0
0915	106	19	5	3	0	2	3	7	4	1	1	0	0	0	13.1	18.4	1	0.7	0	0.0	0	0.0
0930	0	0	0	0	0	2	13	46	34	28	1	0	0	0	45.9	52.1	1	0.8	0	0.0	0	0.0
0945	0	0	0	0	0	10	32	39	37	16	0	0	0	0	43.2	49.5	0	0.0	0	0.0	0	0.0
1000	0	0	0	0	0	1	12	68	38	18	1	1	0	0	45.0	49.4	2	1.4	2	1.4	1	0.7
1015	0	0	0	0	0	0	15	54	51	19	3	0	0	0	45.6	50.2	3	2.1	0	0.0	0	0.0
1030	0	0	0	0	0	1	13	35	46	22	2	0	0	0	46.1	51.9	2	1.7	0	0.0	0	0.0
1045	0	0	0	0	0	2	39	47	46	16	0	0	0	0	43.5	48.4	0	0.0	0	0.0	0	0.0
1100	0	0	0	0	1	3	10	50	59	22	0	0	0	0	45.6	50.2	0	0.0	0	0.0	0	0.0
1115	0	0	0	0	0	1	10	45	32	17	0	0	0	0	45.2	50.8	0	0.0	0	0.0	0	0.0
1130	0	0	0	0	0	5	34	41	31	25	1	0	0	0	44.2	50.8	1	0.7	0	0.0	0	0.0
1145	0	0	0	0	0	0	15	33	43	36	2	1	0	0	47.2	53.1	3	2.3	1	0.8	0	0.0
1200	0	0	0	0	0	2	16	60	48	19	0	0	0	0	44.8	49.4	0	0.0	0	0.0	0	0.0
1215	0	0	0	0	1	1	28	47	43	33	2	0	0	0	45.3	51.7	2	1.3	0	0.0	0	0.0
1230	0	0	1	1	1	3	13	46	41	19	2	0	0	0	44.7	50.1	2	1.6	0	0.0	0	0.0
1245	0	0	0	0	0	1	10	28	44	20	1	0	1	0	46.6	51.6	2	1.9	1	1.0	1	1.0
1300	0	0	0	0	0	0	15	45	49	15	4	0	0	0	45.7	50.1	4	3.1	0	0.0	0	0.0
1315	0	0	0	0	6	11	19	48	33	25	0	0	0	0	43.6	50.6	0	0.0	0	0.0	0	0.0
1330	0	0	0	0	1	3	16	42	39	19	2	0	0	0	45.1	50.2	2	1.6	0	0.0	0	0.0
1345	0	0	0	0	0	1	7	38	59	25	0	0	0	0	46.4	51.0	0	0.0	0	0.0	0	0.0
1400	4	3	1	1	2	3	33	18	22	19	2	0	0	0	41.2	52.5	2	1.9	0	0.0	0	0.0
1415	16	21	11	19	22	3	5	13	16	7	0	0	0	0	26.8	46.0	0	0.0	0	0.0	0	0.0
1430	0	0	0	0	0	3	20	62	38	22	3	0	0	0	44.8	50.1	3	2.0	0	0.0	0	0.0
1445	0	0	0	0	0	10	30	62	38	21	1	0	0	0	43.9	49.8	1	0.6	0	0.0	0	0.0
1500	0	0	0	0	0	4	52	52	50	15	0	0	0	0	43.2	48.6	0	0.0	0	0.0	0	0.0
1515	20	29	6	5	7	22	43	25	12	5	0	0	0	0	29.5	43.2	0	0.0	0	0.0	0	0.0
1530	56	22	14	4	5	0	5	1	0	0	0	0	0	0	12.8	19.1	0	0.0	0	0.0	0	0.0
1545	81	13	1	4	2	2	3	16	2	0	0	0	0	0	14.8	38.6	0	0.0	0	0.0	0	0.0
1600	0	0	0	0	0	1	15	55	38	15	1	0	0	0	44.9	49.6	1	0.8	0	0.0	0	0.0
1615	0	0	0	0	0	2	17	44	49	20	2	0	0	0	45.4	50.9	2	1.5	0	0.0	0	0.0
1630	0	0	0	0	0	1	19	46	52	28	1	0	0	0	45.5	51.1	1	0.7	0	0.0	0	0.0
1645	0	0	0	0	0	5	21	69	55	18	1	0	0	0	44.8	49.6	1	0.6	0	0.0	0	0.0
1700	0	0	0	0	0	2	20	38	46	37	1	0	0	0	46.5	52.6	1	0.7	0	0.0	0	0.0
1715	0	4	3	6	12	22	24	38	11	10	1	0	0	0	37.6	45.9	1	0.8	0	0.0	0	0.0
1730	0	0	0	0	0	0	19	39	38	26	2	0	0	0	45.9	51.7	2	1.6	0	0.0	0	0.0
1745	0	0	0	0	0	5	12	30	55	31	2	0	0	0	46.6	52.2	2	1.5	0	0.0	0	0.0
1800	0	0	0	0	0	0	16	34	51	35	2	0	0	0	47.0	52.7	2	1.4	1	0.7	0	0.0
1815	0	0	0	0	0	1	6	31	46	24	3	1	0	0	47.6	52.5	4	3.6	1	0.9	0	0.0
1830	0	0	0	0	0	2	4	32	41	29	0	2	0	0	47.5	52.2	2	1.8	2	1.8	0	0.0
1845	0	0	0	0	0	0	6	22	33	35	1	0	0	0	48.2	55.5	1	1.0	0	0.0	0	0.0
1900	0	0	0	0	1	0	0	22	45	29	2	1	0	0	48.4	53.0	3	3.0	1	1.0	0	0.0
1915	0	0	1	0	0	2	5	22	30	20	5	0	0	0	47.3	54.2	5	5.9	0	0.0	0	0.0
1930	0	1	0	0	0	0	2	13	24	23	6	0	0	0	49.6	57.0	6	8.7	0	0.0	0	0.0
1945	0	0	0	0	0	0	5	20	19	20	1	0	0	0	47.2	53.8	1	1.5	0	0.0	0	0.0
2000	0	0	0	0	0	0	5	21	13	13	4	0	1	0	48.2	55.3	5	8.8	2	3.5	1	1.8
2015	0	0	0	0	0	0	6	15	21	24	6	0	1	0	49.3	57.1	7	9.6	1	1.4	1	1.4
2030	0	0	0	0	0	3	1	7	17	16	3	0	0	0	48.7	55.0	3	6.4	1	2.1	0	0.0
2045	0	0	0	0	0	0	0	6	12	15	4	1	0	0	51.9	57.6	5	13.2	2	5.3	1	2.6
2100	0	0	0	0	0	0	5	4	6	15	1	1	0	0	49.9	56.1	2	6.3	1	3.1	1	3.1
2115	0	0	0	0	0	1	1	5	20	12	4	0	0	0	50.1	58.3	4	9.3	1	2.3	0	0.0
2130	0	0	0	0	0	0	4	19	12	17	2	0	0	0	47.4	53.6	2	3.7	0	0.0	0	0.0
2145	0	0	0	0	0	1	3	3	8	15	0	1	0	0	49.5	56.5	1	3.2	1	3.2	0	0.0
2200	0	0	0	0	0	0	1	7	8	14	1	1	0	0	50.3	56.7	2	6.3	1	3.1	1	3.1
2215	0	0	0	0	0	0	3	5	8	7	3	0	0	0	49.1	59.2	3	11.5	0	0.0	0	0.0
2230	0	0	0	0	0	0	0	1	6	4	3	0	0	0	52.2	62.0	3	21.4	0	0.0	0	0.0
2245	0	0	0	0	0	0	1	2	3	4	1	0	0	0	50.2	59.4	1	9.1	0	0.0	0	0.0
2300	0	0	0	0	0	0	0	2	1	5	2	1	1	0	57.4	76.4	4	33.3	2	16.7	2	16.7
2315	0	0	0	0	0	1	1	1	5	3	0	0	0	0	47.0	54.8	0	0.0	0	0.0	0	0.0
2330	0	0	0	0	0	0	0	0	2	2	0	2	0	0	57.8	-	2	33.3	2	33.3	1	16.7
2345	0	0	0	0	0	0	0	0	1	5	2	0	0	0	57.3	-	2	25.0	0	0.0	0	0.0
07-19	307	124	48	49	98	220	871	1910	1789	920	54	5	1	0	41.8	50.1	60	0.9	8	0.1	2	0.0
06-22	307	125	49	49	99	228	934	2156	2156	1270	102	10	3	0	42.8	50.9	115	1.5	19	0.3	6	0.1
06-00	307	125	49	49	99	229	940	2174	2190	1314	114	14	4	0	42.9	51.0	132	1.7	24	0.3	10	0.1
00-00	307	125	49	49	99	230	955	2219	2263	1428	142	19	5	0	43.2	51.3	166	2.1	33	0.4	13	0.2

PROJECT 35202 Ashford, Kent
SITE 35202-003
LOCATION GREAT CHART BYPASS
DIRECTION **NORTHBOUND ↑**
PSL 60mph

DIR 1

Thu 04 May
DAY 3

Time	Total	Cls 1	Cls 2	Cls 3	Cls 4	Cls 5	Cls 6	Fxd	Time
0000	6	0	6	0	0	0	0		0000
0015	6	0	6	0	0	0	0		0015
0030	3	0	3	0	0	0	0		0030
0045	8	0	8	0	0	0	0		0045
0100	5	0	5	0	0	0	0		0100
0115	0	0	0	0	0	0	0		0115
0130	3	0	3	0	0	0	0		0130
0145	2	0	2	0	0	0	0		0145
0200	8	0	6	1	1	0	0		0200
0215	1	0	1	0	0	0	0		0215
0230	2	0	2	0	0	0	0		0230
0245	6	0	4	2	0	0	0		0245
0300	1	0	1	0	0	0	0		0300
0315	8	0	8	0	0	0	0		0315
0330	10	0	8	1	1	0	0		0330
0345	10	0	8	1	1	0	0		0345
0400	9	0	7	1	1	0	0		0400
0415	5	0	5	0	0	0	0		0415
0430	12	0	9	2	1	0	0		0430
0445	27	1	22	2	1	0	0		0445
0500	34	1	26	5	2	0	0		0500
0515	50	0	36	10	3	1	0		0515
0530	45	0	34	7	4	0	0		0530
0545	66	0	53	12	1	0	0		0545
0600	65	0	53	7	3	2	0		0600
0615	76	0	60	13	3	0	0		0615
0630	107	0	83	21	2	1	0		0630
0645	134	0	109	21	3	1	0		0645
0700	137	3	108	19	4	0	0		0700
0715	170	1	133	26	6	4	0		0715
0730	170	2	136	26	3	2	1		0730
0745	120	1	101	13	1	1	2		0745
0800	96	1	82	8	2	0	3		0800
0815	59	3	53	2	1	0	0		0815
0830	81	1	71	5	3	1	0		0830
0845	114	3	87	14	5	4	1		0845
0900	186	2	158	22	3	0	1		0900
0915	151	1	125	19	3	3	0		0915
0930	150	2	119	22	5	1	1		0930
0945	138	1	113	16	5	3	0		0945
1000	158	0	126	19	7	6	0		1000
1015	129	0	114	12	1	1	1		1015
1030	131	2	102	21	4	2	0		1030
1045	125	0	110	9	3	1	2		1045
1100	122	1	98	17	2	4	0		1100
1115	129	0	106	16	3	1	3		1115
1130	135	1	107	16	8	1	2		1130
1145	122	2	99	17	2	0	2		1145
1200	143	0	110	18	7	8	0		1200
1215	125	1	101	14	5	3	1		1215
1230	140	1	113	17	2	6	1		1230
1245	145	5	110	18	5	7	0		1245
1300	119	2	90	18	2	4	3		1300
1315	149	0	117	21	8	2	1		1315
1330	133	1	111	15	5	5	1		1330
1345	137	0	111	15	4	3	4		1345
1400	135	1	111	16	4	3	0		1400
1415	153	1	126	21	4	0	1		1415
1430	145	3	105	25	5	5	2		1430
1445	138	2	114	16	3	3	0		1445
1500	163	0	131	27	4	4	1		1500
1515	183	3	155	17	4	3	1		1515
1530	116	0	96	15	4	1	0		1530
1545	150	1	128	14	3	4	0		1545
1600	143	3	122	12	4	2	0		1600
1615	136	3	108	21	0	4	0		1615
1630	152	1	114	27	4	6	0		1630
1645	141	0	115	24	0	2	0		1645
1700	114	0	103	9	2	0	0		1700
1715	72	3	63	2	1	0	3		1715
1730	80	0	73	3	1	0	3		1730
1745	121	0	104	13	1	3	0		1745
1800	128	1	111	11	2	1	0		1800
1815	145	2	130	10	3	0	0		1815
1830	127	1	108	14	4	0	0		1830
1845	100	3	84	13	1	1	1		1845
1900	99	2	84	11	0	1	0		1900
1915	90	0	78	11	0	1	0		1915
1930	68	1	59	8	0	0	0		1930
1945	75	1	63	10	1	0	0		1945
2000	66	0	52	4	0	0	1		2000
2015	56	0	54	6	1	0	1		2015
2030	63	0	53	7	0	0	1		2030
2045	60	0	53	5	0	0	1		2045
2100	58	0	53	5	0	0	0		2100
2115	52	2	41	6	2	1	0		2115
2130	39	0	36	2	1	0	0		2130
2145	27	0	25	2	0	0	0		2145
2200	17	0	16	0	1	0	0		2200
2215	41	0	36	5	0	0	0		2215
2230	37	0	33	4	0	0	0		2230
2245	24	0	21	3	0	0	0		2245
2300	16	0	11	2	2	1	0		2300
2315	12	0	10	2	0	0	0		2315
2330	6	0	6	0	0	0	0		2330
2345	7	0	6	1	0	0	0		2345
07-19	6356	66	5199	770	163	122	36		07-19
06-22	7491	72	6163	907	179	131	39		06-22
06-00	7651	72	6302	924	182	132	39		06-00
00-00	7978	75	6559	972	197	135	40		00-00

Time	Vbin 0	Vbin 10	Vbin 15	Vbin 20	Vbin 25	Vbin 30	Vbin 35	Vbin 40	Vbin 45	Vbin 50	Vbin 60	Vbin 70	Vbin 80	Vbin 90	Mean	V85	JPSL 60	JPSL% 60	PSL1 69	PSL1% 69	PSL2 75	PSL2% 75	ACPO	ACPO%	DfT	DfT%
0000	0	0	0	0	0	0	0	0	0	0	0	0	0	0	48.7 -		0	0.0	0	0.0	0	0.0	0	0.0	0	0.0
0015	0	0	0	0	0	0	1	1	3	2	0	0	0	0	47.0 -		0	0.0	0	0.0	0	0.0	0	0.0	0	0.0
0030	0	0	0	0	0	0	0	1	0	0	0	0	0	0	48.9 -		0	0.0	0	0.0	0	0.0	0	0.0	0	0.0
0045	0	0	0	0	0	0	0	0	2	5	1	0	0	0	52.8 -		1	12.5	0	0.0	0	0.0	0	0.0	0	0.0
0100	0	0	0	0	0	0	1	1	2	2	1	1	0	0	51.6 -		1	20.0	0	0.0	0	0.0	0	0.0	0	0.0
0115	0	0	0	0	0	0	0	1	1	0	0	0	0	0	-		0	0.0	0	0.0	0	0.0	0	0.0	0	0.0
0130	0	0	0	0	0	0	0	0	0	1	0	0	0	0	48.6 -		0	0.0	0	0.0	0	0.0	0	0.0	0	0.0
0145	0	0	0	0	0	0	0	0	2	1	1	0	0	0	43.4 -		0	0.0	0	0.0	0	0.0	0	0.0	0	0.0
0200	0	0	0	0	0	0	0	0	1	2	0	0	0	0	40.7 -		0	0.0	0	0.0	0	0.0	0	0.0	0	0.0
0215	0	0	0	0	0	0	0	0	1	0	0	0	0	0	58.8 -		1	50.0	1	50.0	0	0.0	0	0.0	0	0.0
0230	0	0	0	0	0	0	0	0	1	1	0	0	0	0	51.2 -		1	16.7	0	0.0	0	0.0	0	0.0	0	0.0
0245	0	0	0	0	0	0	0	2	0	1	1	0	0	0	47.1 -		0	0.0	0	0.0	0	0.0	0	0.0	0	0.0
0300	0	0	0	0	0	0	0	0	3	2	3	0	0	0	55.5 -		3	37.5	1	12.5	0	0.0	0	0.0	0	0.0
0315	0	0	0	0	0	0	0	0	0	2	0	0	0	0	56.4 -		1	10.0	0	0.0	0	0.0	0	0.0	0	0.0
0330	0	0	0	0	0	0	0	0	4	5	0	0	0	0	50.6 -		0	0.0	0	0.0	0	0.0	0	0.0	0	0.0
0345	0	0	0	0	0	0	1	1	5	5	1	0	0	0	52.2 -		1	11.1	0	0.0	0	0.0	0	0.0	0	0.0
0400	0	0	0	0	0	0	1	1	5	2	0	0	0	0	46.3 -		0	0.0	0	0.0	0	0.0	0	0.0	0	0.0
0415	0	0	0	0	0	0	1	1	5	3	3	0	0	0	62.8		3	25.0	0	0.0	0	0.0	0	0.0	0	0.0
0430	0	0	0	0	0	0	0	0	4	4	0	0	0	0	54.0		0	0.0	0	0.0	0	0.0	0	0.0	0	0.0
0445	1	0	1	0	0	0	0	0	3	3	0	0	0	0	53.2		4	14.8	0	0.0	0	0.0	0	0.0	0	0.0
0500	4	0	3	0	0	0	0	3	10	12	1	0	0	0	63.0		1	2.9	0	0.0	0	0.0	0	0.0	0	0.0
0515	0	0	0	0	0	0	0	3	9	18	5	0	0	0	55.3		1	10.0	0	0.0	0	0.0	0	0.0	0	0.0
0530	1	0	1	0	0	0	0	1	11	20	4	0	0	0	57.5		4	8.9	1	2.2	0	0.0	0	0.0	0	0.0
0545	0	0	0	0	0	0	0	9	15	21	4	0	0	0	57.3		4	7.6	1	1.5	0	0.0	0	0.0	0	0.0
0600	2	0	1	0	0	0	0	0	15	24	2	1	0	0	57.0		3	4.6	1	1.5	1	1.5	1	1.5	1	1.5
0615	2	0	1	0	0	0	0	0	12	20	3	3	0	0	58.5		5	6.6	4	5.3	1	1.3	1	1.3	1	1.3
0630	0	0	0	0	0	0	0	0	6	27	3	2	0	0	57.0		5	2.8	0	0.0	0	0.0	0	0.0	0	0.0
0645	1	0	1	0	0	0	0	1	10	30	3	0	0	0	50.8		3	2.8	0	0.0	0	0.0	0	0.0	0	0.0
0700	0	0	0	0	0	0	0	0	15	45	36	35	31	25	48.2	54.2	1	0.7	0	0.0	0	0.0	0	0.0	0	0.0
0715	0	0	0	0	0	0	0	0	10	50	61	31	1	0	47.0	51.2	1	0.7	0	0.0	0	0.0	0	0.0	0	0.0
0730	3	0	3	0	0	0	0	0	8	16	77	46	20	0	46.0	51.3	0	0.0	0	0.0	0	0.0	0	0.0	0	0.0
0745	1	0	1	0	0	0	0	0	20	59	64	26	1	0	44.1	49.3	0	0.0	0	0.0	0	0.0	0	0.0	0	0.0
0800	0	0	0	0	0	0	0	0	11	26	46	21	13	3	45.5	50.3	1	0.6	0	0.0	0	0.0	0	0.0	0	0.0
0815	0	0	0	0	0	0	0	0	2	8	16	17	4	0	43.5	49.6	3	2.5	1	0.8	0	0.0	0	0.0	0	0.0
0830	0	0	0	0	0	0	0	0	1	1	2	4	0	0	25.7	42.0	0	0.0	0	0.0	0	0.0	0	0.0	0	0.0
0845	0	0	0	0	0	0	0	0	10	15	12	3	0	0	9.9	9.1	0	0.0	0	0.0	0	0.0	0	0.0	0	0.0
0900	0	0	0	0	0	0	0	0	7	11	61	35	14	0	23.5	39.6	0	0.0	0	0.0	0	0.0	0	0.0	0	0.0
0915	0	0	0	0	0	0	0	0	5	21	61	32	11	0	43.3	49.4	0	0.0	0	0.0	0	0.0	0	0.0	0	0.0
0930	0	0	0	0	0	0	0	0	24	48	35	17	1	0	44.1	50.0	0	0.0	0	0.0	0	0.0	0	0.0	0	0.0
0945	1	0	1	0	0	0	0	0	10	14	33	41	21	2	45.4	51.7	2	1.3	0	0.0	0	0.0	0	0.0	0	0.0
1000	0	0	0	0	0	0	0	0	2	25	57	30	14	1	44.8	50.7	1	0.7	0	0.0	0	0.0	0	0.0	0	0.0
1015	0	0	0	0	0	0	0	0	1	24	42	50	21	0	45.0	50.0	0	0.0	0	0.0	0	0.0	0	0.0	0	0.0
1030	0	0	0	0	0	0	0	0	7	20	63	54	14	0	44.3	48.7	0	0.0	0	0.0	0	0.0	0	0.0	0	0.0
1045	0	0	0	0	0	0	0	0	7	11	61	35	13	2	44.2	48.9	2	1.6	0	0.0	0	0.0	0	0.0	0	0.0
1100	0	0	0	0	0	0	0	0	5	21	61	32	11	0	43.9	48.4	1	0.8	0	0.0	0	0.0	0	0.0	0	0.0
1115	0	0	0	0	0	0	0	0	2	24	48	35	17	1	44.5	49.9	1	0.8	0	0.0	0	0.0	0	0.0	0	0.0
1130	1	0	1	0	0	0	0	0	10	14	33	41	21	2	44.9	51.9	2	1.6	0	0.0	0	0.0	0	0.0	0	0.0
1145	0	0	0	0	0	0	0	0	2	25	57	30	14	1	43.9	48.9	0	0.0	0	0.0	0	0.0	0	0.0	0	0.0
1200	0	0	0	0	0	0	0	0	4	13	44	48	22	0	45.2	50.4	1	0.7	0	0.0	0	0.0	1	0.7	1	0.7
1215	0	0	0	0	0	0	0	0	3	12	29	38	28	0	44.8	52.2	0	0.0	0	0.0	0	0.0	0	0.0	0	0.0
1230	1	0	1	0	0	0	0	0	11	34	46	29	22	0	43.3	50.2	0	0.0	0	0.0	0	0.0	0	0.0	0	0.0
1245	0	0	0	0	0	0	0	0	8	29	48	27	7	0	45.9	51.5	2	1.6	0	0.0	0	0.0	0	0.0	0	0.0
1300	1	0	1	0	0	0	0	0	8	26	39	45	28	0	45.3	51.2	0	0.0	0	0.0	0	0.0	0	0.0	0	0.0
1315	1	0	1	0	0	0	0	0	4	14	48	39	37	0	46.0	53.0	2	1.4	0	0.0	0	0.0	0	0.0	0	0.0
1330	2	0	2	0	0	0	0	0	6	11	50	35	13	2	44.4	49.3	2	1.7	0	0.0	0	0.0	0	0.0	0	0.0
1345	0	0	0	0	0	0	0	0	17	50	63	19	0	0	45.5	49.8	0	0.0	0	0.0	0	0.0	0	0.0	0	0.0
1400	3	0	3	0	0	0	0	0	4	25	51	39	12	0	42.9	48.5	0	0.0	0	0.0	0	0.0	0	0.0	0	0.0
1415	0	0	0	0	0	0	0	0	9	40	44	33	15	1	43.7	49.0	1	0.8	0	0.0	0	0.0	0	0.0	0	0.0
1430	2	0	2	0	0	0	0	0	18	58	62	38	26	0	45.7	51.6	0	0.0	0	0.0	0	0.0	0	0.0	0	0.0
1445	0	0	0	0	0	0	0	0	14	19	42	51	15	3	45.1	49.5	1	0.7	0	0.0	0	0.0	0	0.0	0	0.0
1500	2	0	2	0	0	0	0	0	5	21	44	42	23	1	44.0	49.3	3	2.1	0	0.0	0	0.0	0	0.0	0	0.0
1515	0	0	0	0	0	0	0	0	0	19	78	42	24	0	44.8	51.1	1	0.7	0	0.0	0	0.0	0	0.0	0	0.0
1530	6	0	6	0	0	0	0	0	10	53	66	35	12	0	44.8	50.0	0	0.0	0	0.0	0	0.0	0	0.0	0	0.0
1545	5	0	5	0	0	0	0	0	10	10	12	14	5	0	41.5	46.5	0	0.0	0	0.0	0	0.0	0	0.0	0	0.0
1600	1	0	1	0	0	0	0	0	12	18	39	56	35	1	26.2	46.0	1	0.9	0	0.0	0	0.0	1	0.9	1	0.9
1615	0	0	0	0	0	0	0	0	12	25	57	24	21	0	46.6	52.0	1	0.7	0	0.0	0	0.0	0	0.0	0	0.0
1630	5	0	5	0	0	0	0	0	19	44	47	21	0	0	43.6	50.6	0	0.0	0	0.0	0	0.0	0	0.0	0	0.0
1645	10	0	10	0	0	0	0	0	4	20	54	42	20	0	43.6	49.2	1	0.7	0	0.0	0	0.0	0	0.0	0	0.0
1700	6	0	6	0	0	0	0	0	11	11	8	32	15	0	31.0	48.9	0	0.0	0	0.0	0	0.0	0	0.0	0	0.0
1715	7	0	7	0	0	0	0	0	12	15	7	6	3	0	23.8	39.2	0	0.0	0	0.0	0	0.0	0	0.0	0	0.0
1730	6	0	6	1	1	0	0	0	3	7	4	1	1	0	12.6	14.1	0	0.0	0	0.0	0	0.0	0	0.0	0	0.0
1745	5	0	5	0	0	0	0	0	6	26	20	2	0	0	12.0	35.8	0	0.0	0	0.0	0	0.0	0	0.0	0	0.0
1800	3	0	3	0	0	0	0	0	3	26	30	54	42	0	33.7	51.2	2	1.7	0	0.0	0	0.0	0	0.0	0	0.0
1815	2	0	2	0	0	0	0	0	8	30	51	35	2	0	47.4	52.7	2	1.6	0	0.0	0	0.0	0	0.0	0	0.0
1830	2	0	2	0	0	0	0	0	3	12	34	49	29	0	47.9	53.5	3	2.1	0	0.0	0	0.0	0	0.0	0	0.0
1845	1	0	1	0	0	0	0	0	1	6	37	49	48	0	46.4	52.7	0	0.0	0	0.0	0	0.0	0	0.0	0	0.0
1900	3	0	3	0	0	0	0	0	3	17	20	41	33	1	49.6	54.8	5	5.0	4	4.0	4	4.0	4	4.0	4	4.0
1915	2	0	2	0	0	0	0	0	5	24	30	27	3	0	48.2	53.2	5	5.1	1	1.0	0	0.0	0	0.0	0	0.0
1930	0	0	0	0	0	0	0	0	1	20	26	18	3	0	48.1	55.6	3	4.4	0	0.0	0	0.0	0	0.0	0	0.0
1945	0	0	0	0	0	0	0	0	1	17	27	28	2	0	49.1	54.2	2	2.7	0	0.0	0	0.0	0	0.0	0	0.0
2000	0	0	0	0	0	0	0	0	9	19	21	13	1	0	47.5	53.5	4	6.1	3	4.5	2	3.0	0	0.0	0	0.0
2015	0	0	0	0	0	0	0	0	5	14	17	18	2	0	48.1	54.6	2	3.6	0	0.0	0	0.0	0	0.0	0	0.0
2030	1	0	1	0	0	0	0	0	4	8	22	22	1	0	48.3	55.0	3	4.8	1	1.6	1	1.6	1	1.6	1	1.6
2045	0	0	0	0	0	0	0	0	1	10	23	20	1	0	47.8	52.9	1	1.7	0	0.0	0	0.0	0	0.0	0	0.0
2100	1	0	1	0	0	0	0	0	7	8	16	23	2	1	49.5	57.1	4	6.9	2	3.4	1	1.7	1	1.7	1	1.7
2115	0	0	0	0	0	0	0	0	2	9	20	18	1	0	48.8	52.7	2	3.8	1	1.9	1	1.9	1	1.9	1	1.9
2130	3	0	3	0	0	0	0	0	4	5	19	19	1	0	51.6	56.8	2	5.1	2	5.1	1	2.6	1	2.6	1	2.6
2145	0	0	0	0	0	0	0	0	2	11	6	13	1	0	45.6	54.4	1	3.7	0	0.0	0	0.0	0	0.0	0	0.0
2200	0	0	0	0	0	0	0	0	0	5	10	10	2	0	52.9	57.6	2	11.8	1	5.9	0	0.0	0	0.0	0	0.0
2215	0	0	0	0	0	0	0	0	1	10	19	10	2	0	48.4	52.5	2	4.9	0	0.0	0	0.0	0	0.0	0	0.0
2230	1	0	1	0	0	0	0	0	3	7	15	13	1	0	49.1	55.5	1	2.7	0	0.0	0	0.0	0	0.0	0	0.0
2245	2	0	2	0	0	0	0	0	2	8	9	10	1	0	53.7	61.1	5	20.8	2	8.3	0	0.0	0	0.0	0	0.0
2300	3	0	3	0	0	0	0	0	3	5	2	2	0	0	51.7	58.3

PROJECT 35202 Ashford, Kent
SITE 35202-003
LOCATION GREAT CHART BYPASS
DIRECTION **NORTHBOUND ↑**
PSL 60mph

DIR 1

Fri 05 May
DAY 4

Time	Total	Cls 1	Cls 2	Cls 3	Cls 4	Cls 5	Cls 6	Fxd 1	Time	Vbin 0	Vbin 10	Vbin 15	Vbin 20	Vbin 25	Vbin 30	Vbin 35	Vbin 40	Vbin 45	Vbin 50	Vbin 60	Vbin 70	Vbin 80	Vbin 90	Mean	V85	JPSL 60	JPSL% 60	JPSL 68	JPSL% 68	JPSL 75	JPSL% 75	JPSL 80	JPSL% 80
0000	0	0	1	1	0	0	0	0000	0000	0	0	0	0	0	0	0	0	0	0	0	0	0	0	50.1 -	0	0	0.0	0	0.0	0	0.0	0	0.0	0.0
0015	5	0	4	3	1	0	0	0015	0015	0	0	0	0	0	0	0	0	0	0	0	0	0	0	50.7 -	1	20.0	0.0	0	0.0	0	0.0	0	0.0	0.0
0030	4	0	4	0	0	0	0	0030	0030	0	0	0	0	0	0	0	0	0	0	0	0	0	0	46.6 -	0	0.0	0.0	0	0.0	0	0.0	0	0.0	0.0
0045	4	0	4	0	0	0	0	0045	0045	0	0	0	0	0	0	0	0	0	0	0	0	0	0	55.3 -	0	0.0	0.0	0	0.0	0	0.0	0	0.0	0.0
0100	3	0	2	1	0	0	0	0100	0100	0	0	0	0	0	0	0	0	0	0	0	0	0	0	50.9 -	1	25.0	0.0	1	25.0	0	0.0	0	0.0	0.0
0115	5	1	3	0	1	0	0	0115	0115	0	0	0	0	0	0	0	0	0	0	0	0	0	0	39.8 -	0	0.0	0.0	0	0.0	0	0.0	0	0.0	0.0
0130	1	0	1	0	0	0	0	0130	0130	0	0	0	0	0	0	0	0	0	0	0	0	0	0	45.5 -	0	0.0	0.0	0	0.0	0	0.0	0	0.0	0.0
0145	7	0	4	2	1	0	0	0145	0145	0	0	0	0	0	0	0	0	0	0	0	0	0	0	58.5 -	2	28.6	0.0	1	14.3	0	0.0	0	0.0	0.0
0200	1	0	1	0	0	0	0	0200	0200	0	0	0	0	0	0	0	0	0	0	0	0	0	0	56.0 -	0	0.0	0.0	0	0.0	0	0.0	0	0.0	0.0
0215	3	0	2	0	0	0	0	0215	0215	0	0	0	0	0	0	0	0	0	0	0	0	0	0	49.7 -	0	0.0	0.0	0	0.0	0	0.0	0	0.0	0.0
0230	1	0	1	0	0	0	0	0230	0230	0	0	0	0	0	0	0	0	0	0	0	0	0	0	47.0 -	0	0.0	0.0	0	0.0	0	0.0	0	0.0	0.0
0245	6	1	4	1	0	0	0	0245	0245	0	0	0	0	0	0	0	0	0	0	0	0	0	0	56.4 -	1	16.7	0.0	1	16.7	0	0.0	0	0.0	0.0
0300	2	0	4	1	0	0	0	0300	0300	0	0	0	0	0	0	0	0	0	0	0	0	0	0	42.8 -	0	0.0	0.0	0	0.0	0	0.0	0	0.0	0.0
0315	6	0	4	2	0	0	0	0315	0315	0	0	0	0	0	0	0	0	0	0	0	0	0	0	56.3 -	2	33.3	0.0	1	16.7	0	0.0	0	0.0	0.0
0330	8	0	8	0	0	0	0	0330	0330	0	0	0	0	0	0	0	0	0	0	0	0	0	0	51.5 -	1	12.5	0.0	0	0.0	0	0.0	0	0.0	0.0
0345	14	1	13	1	0	0	0	0345	0345	0	0	0	0	0	0	0	0	0	0	0	0	0	0	50.7 -	0	0.0	0.0	0	0.0	0	0.0	0	0.0	0.0
0400	7	0	6	1	0	0	0	0400	0400	0	0	0	0	0	0	0	0	0	0	0	0	0	0	47.8 -	0	0.0	0.0	0	0.0	0	0.0	0	0.0	0.0
0415	11	0	8	3	0	0	0	0415	0415	0	0	0	0	0	0	0	0	0	0	0	0	0	0	46.7 -	0	0.0	0.0	0	0.0	0	0.0	0	0.0	0.0
0430	27	1	21	3	0	0	0	0430	0430	0	0	0	0	0	0	0	0	0	0	0	0	0	0	57.0	1	9.1	0.0	0	0.0	0	0.0	0	0.0	0.0
0445	29	0	22	7	0	0	0	0445	0445	0	0	0	0	0	0	0	0	0	0	0	0	0	0	60.6	1	3.4	0.0	0	0.0	0	0.0	0	0.0	0.0
0500	46	0	31	14	0	0	0	0500	0500	0	0	0	0	0	0	0	0	0	0	0	0	0	0	58.9	4	8.7	0.0	0	0.0	0	0.0	0	0.0	0.0
0515	46	0	33	9	0	0	0	0515	0515	0	0	0	0	0	0	0	0	0	0	0	0	0	0	54.9	4	8.7	0.0	1	2.2	0	0.0	0	0.0	0.0
0530	50	0	38	10	2	0	0	0530	0530	0	0	0	0	0	0	0	0	0	0	0	0	0	0	57.1	2	12.0	2.2	0	0.0	0	0.0	0	0.0	0.0
0545	50	0	50	7	3	0	0	0545	0545	0	0	0	0	0	0	0	0	0	0	0	0	0	0	55.8	2	3.3	4.0	0	0.0	0	0.0	0	0.0	0.0
0600	60	0	52	15	1	0	1	0600	0600	0	0	0	0	0	0	0	0	0	0	0	0	0	0	55.8	2	2.9	0.0	0	0.0	0	0.0	0	0.0	0.0
0615	69	0	73	19	3	0	0	0615	0615	0	0	0	0	0	0	0	0	0	0	0	0	0	0	49.2	3	3.1	0.0	0	0.0	0	0.0	0	0.0	0.0
0630	98	3	86	15	5	1	0	0630	0630	0	0	0	0	0	0	0	0	0	0	0	0	0	0	48.7	3	3.1	0.0	0	0.0	0	0.0	0	0.0	0.0
0645	107	0	106	20	3	0	0	0645	0645	0	0	0	0	0	0	0	0	0	0	0	0	0	0	46.6	2	1.9	0.0	0	0.0	0	0.0	0	0.0	0.0
0700	135	2	106	20	3	3	0	0700	0700	0	0	0	0	0	0	0	0	0	0	0	0	0	0	45.6	0	0.0	0.0	0	0.0	0	0.0	0	0.0	0.0
0715	165	0	137	23	2	3	0	0715	0715	0	0	0	0	0	0	0	0	0	0	0	0	0	0	45.1	0	0.0	0.0	0	0.0	0	0.0	0	0.0	0.0
0730	154	1	120	26	3	4	0	0730	0730	0	0	0	0	0	0	0	0	0	0	0	0	0	0	46.0	3	1.9	0.0	1	0.6	0	0.0	0	0.0	0.0
0745	134	0	110	17	4	2	1	0745	0745	0	0	0	0	0	0	0	0	0	0	0	0	0	0	44.6	49.4	2	1.5	0	0.0	0	0.0	0	0.0	0.0
0800	99	0	85	9	4	1	0	0800	0800	0	0	0	0	0	0	0	0	0	0	0	0	0	0	45.5	49.2	1	1.0	0	0.0	0	0.0	0	0.0	0.0
0815	109	0	94	10	2	3	0	0815	0815	0	0	0	0	0	0	0	0	0	0	0	0	0	0	40.2	47.6	1	0.9	0	0.0	0	0.0	0	0.0	0.0
0830	97	0	78	14	0	5	0	0830	0830	0	0	0	0	0	0	0	0	0	0	0	0	0	0	44.6	51.3	3	3.1	1	1.0	0	0.0	0	0.0	0.0
0845	110	2	86	14	7	1	0	0845	0845	0	0	0	0	0	0	0	0	0	0	0	0	0	0	44.7	51.2	1	1.8	0	0.0	0	0.0	0	0.0	0.0
0900	146	1	116	20	6	2	1	0900	0900	0	0	0	0	0	0	0	0	0	0	0	0	0	0	44.5	49.0	3	2.1	0	0.0	0	0.0	0	0.0	0.0
0915	174	1	138	22	9	4	0	0915	0915	0	0	0	0	0	0	0	0	0	0	0	0	0	0	44.5	48.9	1	0.6	0	0.0	0	0.0	0	0.0	0.0
0930	154	2	128	17	3	2	2	0930	0930	0	0	0	0	0	0	0	0	0	0	0	0	0	0	45.4	51.1	0	0.0	0	0.0	0	0.0	0	0.0	0.0
0945	141	1	117	11	8	4	0	0945	0945	0	0	0	0	0	0	0	0	0	0	0	0	0	0	46.7	51.5	2	1.4	0	0.0	0	0.0	0	0.0	0.0
1000	169	0	135	21	7	1	0	1000	1000	0	0	0	0	0	0	0	0	0	0	0	0	0	0	43.5	48.9	1	0.6	0	0.0	0	0.0	0	0.0	0.0
1015	127	1	103	17	4	1	1	1015	1015	0	0	0	0	0	0	0	0	0	0	0	0	0	0	43.8	50.2	2	1.6	1	0.8	0	0.0	0	0.0	0.0
1030	132	2	102	18	5	0	0	1030	1030	0	0	0	0	0	0	0	0	0	0	0	0	0	0	45.3	52.1	1	0.8	0	0.0	0	0.0	0	0.0	0.0
1045	144	1	117	19	4	2	1	1045	1045	0	0	0	0	0	0	0	0	0	0	0	0	0	0	45.1	50.0	1	0.7	1	0.7	0	0.0	0	0.0	0.0
1100	165	1	128	20	8	5	3	1100	1100	0	0	0	0	0	0	0	0	0	0	0	0	0	0	43.9	50.0	0	0.0	0	0.0	0	0.0	0	0.0	0.0
1115	146	1	123	16	4	2	0	1115	1115	0	0	0	0	0	0	0	0	0	0	0	0	0	0	44.3	50.9	1	0.7	0	0.0	0	0.0	0	0.0	0.0
1130	133	0	102	24	3	4	0	1130	1130	0	0	0	0	0	0	0	0	0	0	0	0	0	0	45.9	50.1	0	0.0	0	0.0	0	0.0	0	0.0	0.0
1145	139	0	113	14	6	1	0	1145	1145	0	0	0	0	0	0	0	0	0	0	0	0	0	0	44.5	49.5	2	1.5	0	0.0	0	0.0	0	0.0	0.0
1200	136	1	118	11	4	1	1	1200	1200	0	0	0	0	0	0	0	0	0	0	0	0	0	0	45.2	51.8	2	1.5	0	0.0	0	0.0	0	0.0	0.0
1215	165	2	143	18	1	1	0	1215	1215	0	0	0	0	0	0	0	0	0	0	0	0	0	0	47.8	51.7	4	2.4	1	0.6	0	0.0	0	0.0	0.0
1230	141	2	113	23	2	0	0	1230	1230	0	0	0	0	0	0	0	0	0	0	0	0	0	0	49.2	54.4	6	4.7	0	0.0	0	0.0	0	0.0	0.0
1245	167	0	132	24	7	4	0	1245	1245	0	0	0	0	0	0	0	0	0	0	0	0	0	0	47.3	52.3	1	0.6	0	0.0	0	0.0	0	0.0	0.0
1300	122	1	100	16	3	2	0	1300	1300	0	0	0	0	0	0	0	0	0	0	0	0	0	0	45.0	49.9	1	0.6	0	0.0	0	0.0	0	0.0	0.0
1315	140	0	109	24	3	3	1	1315	1315	0	0	0	0	0	0	0	0	0	0	0	0	0	0	47.3	54.0	3	2.5	0	0.0	0	0.0	0	0.0	0.0
1330	146	0	115	18	5	5	0	1330	1330	0	0	0	0	0	0	0	0	0	0	0	0	0	0	45.6	50.8	0	0.0	0	0.0	0	0.0	0	0.0	0.0
1345	174	0	145	26	2	1	0	1345	1345	0	0	0	0	0	0	0	0	0	0	0	0	0	0	45.1	50.7	0	0.0	0	0.0	0	0.0	0	0.0	0.0
1400	142	1	111	20	4	0	0	1400	1400	0	0	0	0	0	0	0	0	0	0	0	0	0	0	44.4	49.4	0	0.0	0	0.0	0	0.0	0	0.0	0.0
1415	160	1	133	19	3	3	1	1415	1415	0	0	0	0	0	0	0	0	0	0	0	0	0	0	44.4	49.9	3	1.9	0	0.0	0	0.0	0	0.0	0.0
1430	146	1	116	19	4	6	0	1430	1430	0	0	0	0	0	0	0	0	0	0	0	0	0	0	45.8	49.8	2	1.4	0	0.0	0	0.0	0	0.0	0.0
1445	185	4	154	20	1	5	1	1445	1445	0	0	0	0	0	0	0	0	0	0	0	0	0	0	46.5	51.9	3	1.6	0	0.0	0	0.0	0	0.0	0.0
1500	146	0	126	10	2	7	1	1500	1500	0	0	0	0	0	0	0	0	0	0	0	0	0	0	16.8	36.9	0	0.0	0	0.0	0	0.0	0	0.0	0.0
1515	124	3	117	2	0	1	1	1515	1515	0	0	0	0	0	0	0	0	0	0	0	0	0	0	12.5	15.8	0	0.0	0	0.0	0	0.0	0	0.0	0.0
1530	116	9	100	6	1	0	1	1530	1530	0	0	0	0	0	0	0	0	0	0	0	0	0	0	7.8	7.6	0	0.0	0	0.0	0	0.0	0	0.0	0.0
1545	104	1	92	7	2	3	0	1545	1545	0	0	0	0	0	0	0	0	0	0	0	0	0	0	19.5	31.3	0	0.0	0	0.0	0	0.0	0	0.0	0.0
1600	125	2	112	9	1	1	0	1600	1600	0	0	0	0	0	0	0	0	0	0	0	0	0	0	11.7	20.9	0	0.0	0	0.0	0	0.0	0	0.0	0.0
1615	102	1	87	12	0	1	1	1615	1615	0	0	0	0	0	0	0	0	0	0	0	0	0	0	15.4	29.2	0	0.0	0	0.0	0	0.0	0	0.0	0.0
1630	119	1	103	10	2	2	1	1630	1630	0	0	0	0	0	0	0	0	0	0	0	0	0	0	9.5	9.2	0	0.0	0	0.0	0	0.0	0	0.0	0.0
1645	159	2	129	21	4	3	0	1645	1645	0	0	0	0	0	0	0	0	0	0	0	0	0	0	37.6	48.8	2	1.3	0	0.0	0	0.0	0	0.0	0.0
1700	146	1	123	18	0	4	0	1700	1700	0	0	0	0	0	0	0	0	0	0	0	0	0	0	45.6	50.1	1	0.7	0	0.0	0	0.0	0	0.0	0.0
1715	103	0	83	17	1	0	0	1715	1715	0	0	0	0	0	0	0	0	0	0	0	0	0	0	47.9	52.9	3	2.9	0	0.0	0	0.0	0	0.0	0.0
1730	117	1	102	10	2	0	0	1730	1730	0	0	0	0	0	0	0	0	0	0	0	0	0	0	47.3	53.5	3	2.6	0	0.0	0	0.0	0	0.0	0.0
1745	128	2	100	19	4	0	0	1745	1745	0	0	0	0	0	0	0	0	0	0	0	0	0	0	47.3	51.8	2	1.6	0	0.0	0	0.0	0	0.0	0.0
1800	128	0	115	9	4	0	0	1800	1800	0	0	0	0	0	0	0	0	0	0	0	0	0	0	49.2	54.4	6	4.7	0	0.0	0	0.0	0	0.0	0.0
1815	156	3	140	13	0	0	0	1815	1815	0	0	0	0	0	0	0	0	0	0	0	0	0	0	47.3	52.3	1	0.6	0	0.0	0	0.0	0	0.0	0.0
1830	138	0	126	11	1	0	0	1830	1830	0	0	0	0	0	0	0	0	0	0	0	0	0	0	47.3	51.6	2	1.4	0	0.0	0	0.0	0	0.0	0.0
1845	122	0	105	13	2	1	1	1845	1845	0	0	0	0	0	0	0	0	0	0	0	0	0	0	47.5	51.7	1	0.8	0	0.0	0	0.0	0	0.0	0.0
1900	117	3	103	7	3	0	1	1900	1900	0	0	0	0	0	0	0	0	0	0	0	0	0	0	48.3	53.5	4	3.4	0	0.0	0	0.0	0	0.0	0.0
1915	98	1	90	7	0	0	0	1915	1915	0	0	0	0	0	0	0	0	0	0	0	0	0	0	49.0	54.0	4	4.1	0	0.0	0	0.0	0	0.0	0.0
1930	87	0	78	9	0	0	0	1930	1930	0	0	0	0	0	0	0	0	0	0	0	0	0	0	49.1	54.3	5	5.7	1	1.1	0	0.0	0	0.0	0.0
1945	74	3	61	9	1	0	0	1945	1945	0	0	0	0	0	0	0	0	0	0	0	0	0	0	47.2	53.1	3	4.1	2	2.7	0	0.0	0	0.0	0.0
2000	56	1	47	7	1	0	0	2000	2000	0	0	0	0	0	0	0	0	0	0	0	0	0	0	49.2	54.6	3	3.6	1	1.8	1	1.8	0	0.0	0.0
2015	73	2	62	7	2	0	0	2015	2015	0	0	0	0	0	0	0	0	0	0	0	0	0	0	49.4	56.3	7	9.6	2	2.7	0	0.0	0	0.0	0.0
2030	63	0	53	10	0	0	0	2030	2030	0	0	0	0	0	0	0	0	0	0	0	0	0	0	47.8	54.4	2	3.2	0	0.0	0	0.0	0	0.0	0.0
2045	65	1	56	7	0	0	0	2045	2045	0	0	0	0	0	0	0	0	0	0	0	0	0	0	47.7	53.7	1	2.4	0	0.0	0	0.0	0	0.0	0.0
2100	42	0	39	2	1	0	0	2100	2100	0	0	0	0	0	0	0	0	0	0	0	0	0	0	48.5	55.2	1	2.4	0	0.0	0	0.0	0	0.0	0.0
2115	38	0	33	5	0	0	0	2115	2115	0	0	0	0	0	0	0	0	0	0	0	0	0	0	50.3	58.5	4	10.5	1	2.6	0	0.0	0	0.0	0.0
2130	43	1	35	7	0	0	0	2130	2130	0	0	0	0	0	0	0	0	0	0	0	0	0	0	50.0	59.6	6	14.0	3	7.0	0	0.0	0	0.0	0.0
2145	43	0	36	6	1	0	0	2145	2145	0	0	0	0	0	0	0	0	0	0	0	0	0	0	50.0	56.1	5	10.5	2	5.7	0	0.0	0	0.0	0.0
2200	36	0	33	3	0	0	0	2200	2200	0	0	0	0	0	0	0	0	0	0	0	0	0	0	49.3	57.3	2	5.6	0	0.0	0	0.0	0	0.0	0.0
2215	36	0	35	0	1	0	0	2215	2215	0	0	0	0	0	0	0	0	0	0	0	0	0	0	47.7	54.2	1	2.8	0	0.0	0	0.0	0	0.0	0.0
2230	40	1	34	4	0	0	0	2230	2230	0	0	0	0	0	0	0	0	0	0	0	0	0	0	49.2	54.8	2	5.0	2	5.0	0	0.0	0	0.0	0.0
2245	33	0	30	3	0	0	0	2245	2245	0	0	0	0	0	0	0	0	0	0	0	0	0	0	51.8	56.0	3	9.1	2	6.1	2	6.1	2	6.1	6.1
2300	35	0	29	5	1	0	0	2300	2300	0	0	0	0	0	0	0	0	0	0	0	0	0	0	53.3	58.9	4	11.4	2	5.7	1	2.9	0	0.0	2.9
2315	26	0	23	2	1	0	0	2315	2315	0	0	0	0	0	0	0	0	0	0	0	0	0	0	52.1	58.7	2	7.7	2	7.7	0	0.0	0	0.0	0.0
2330	16	0	15	1	0	0	0	2330	2330	0	0	0	0	0	0	0	0	0	0	0	0	0	0	49.9	57.8	1	6.3	0	0.0	0	0.0	0	0.0	0.0
2345	9	0	9	0	0	0	0	2345	2345	0	0	0	0	0	0	0	0	0	0	0	0	0	0	51.6 -		2	22.2	1	11.1	0	0.0	0	0.0	0.0
07-19	6630	59	5487	777	150	133	24	07-19	541	93	59	44	64	64	64	64	64	64	64	64	64	64	0	41.3	50.3	66	1.0	11	0.2	3	0.0	1	0.0	0.0
06-22	7763	74	6441	916	171	135	26	06-22	541	93	59	46	64	64	64	64	64	64	64	64	64	64	0	42.4	51.1	120	1.5	21	0.3

PROJECT 35202 Ashford, Kent
SITE 35202-003
LOCATION GREAT CHART BYPASS
DIRECTION **NORTHBOUND ↑**
PSL 60mph

DIR 1

Sat 06 May
DAY 5

Time	Total	Cls 1	Cls 2	Cls 3	Cls 4	Cls 5	Cls 6	Fxd 1	Time	Vbin 0 10	Vbin 10 15	Vbin 15 20	Vbin 20 25	Vbin 25 30	Vbin 30 35	Vbin 35 40	Vbin 40 45	Vbin 45 50	Vbin 50 60	Vbin 60 70	Vbin 70 80	Vbin 80 90	Vbin 90 100	Mean	Vlim 85	JPSL 60	JPSL% 60	PSL1 69	PSL1% 69	PSL2 75	PSL2% 75	PSL3 82	PSL3% 82
0000	22	1	2	3	4	5	6		0000	0	0	0	0	0	0	0	0	0	0	0	0	0	0	50.1	59.5	1	4.5	0	0.0	0	0.0	0	0.0
0015	12	1	10	1	0	0	0		0015	0	0	0	0	0	0	0	0	0	0	0	0	0	0	54.1	59.9	1	8.3	1	8.3	0	0.0	0	0.0
0030	5	0	4	1	0	0	0		0030	0	0	0	0	0	0	0	0	0	0	0	0	0	0	50.2 -		0	0.0	0	0.0	0	0.0	0	0.0
0045	3	0	1	2	0	0	0		0045	0	0	0	0	0	0	0	0	0	0	0	0	0	0	60.6 -		2	66.7	1	33.3	0	0.0	0	0.0
0100	12	2	6	4	0	0	0		0100	0	0	0	0	0	0	0	0	0	0	0	0	0	0	49.8	60.0	1	8.3	0	0.0	0	0.0	0	0.0
0115	3	0	2	0	1	0	0		0115	0	0	0	0	0	0	0	0	0	0	0	0	0	0	52.9 -		1	33.3	0	0.0	0	0.0	0	0.0
0130	5	0	4	1	0	0	0		0130	0	0	0	0	0	0	0	0	0	0	0	0	0	0	47.4 -		0	0.0	0	0.0	0	0.0	0	0.0
0145	3	0	3	0	0	0	0		0145	0	0	0	0	0	0	0	0	0	0	0	0	0	0	50.2 -		0	0.0	0	0.0	0	0.0	0	0.0
0200	0	0	0	0	0	0	0		0200	0	0	0	0	0	0	0	0	0	0	0	0	0	0	-		0	0.0	0	0.0	0	0.0	0	0.0
0215	5	0	3	2	0	0	0		0215	0	0	0	0	0	0	0	0	0	0	0	0	0	0	49.9 -		1	20.0	0	0.0	0	0.0	0	0.0
0230	5	0	3	2	0	0	0		0230	0	0	0	0	0	0	0	0	0	0	0	0	0	0	48.9 -		0	0.0	0	0.0	0	0.0	0	0.0
0245	4	4	4	0	0	0	0		0245	0	0	0	0	0	0	0	0	0	0	0	0	0	0	45.9 -		0	0.0	0	0.0	0	0.0	0	0.0
0300	5	0	4	0	1	0	0		0300	0	0	0	0	0	0	0	0	0	0	0	0	0	0	54.4 -		1	20.0	0	0.0	0	0.0	0	0.0
0315	2	0	2	0	0	0	0		0315	0	0	0	0	0	0	0	0	0	0	0	0	0	0	48.2 -		0	0.0	0	0.0	0	0.0	0	0.0
0330	3	0	2	0	1	0	0		0330	0	0	0	0	0	0	0	0	0	0	0	0	0	0	46.2 -		0	0.0	0	0.0	0	0.0	0	0.0
0345	11	0	8	2	0	1	0		0345	0	0	0	0	0	0	0	0	0	0	0	0	0	0	55.8	70.3	3	27.3	2	18.2	0	0.0	0	0.0
0400	5	1	2	0	1	0	0		0400	0	0	0	0	0	0	0	0	0	0	0	0	0	0	48.5 -		0	0.0	0	0.0	0	0.0	0	0.0
0415	7	0	7	0	1	0	0		0415	0	0	0	0	0	0	0	0	0	0	0	0	0	0	47.9 -		0	0.0	0	0.0	0	0.0	0	0.0
0430	9	0	7	2	0	0	0		0430	0	0	0	0	0	0	0	0	0	0	0	0	0	0	49.9 -		2	22.2	0	0.0	0	0.0	0	0.0
0445	7	1	5	1	0	0	0		0445	0	0	0	0	0	0	0	0	0	0	0	0	0	0	54.2 -		1	14.3	0	0.0	0	0.0	0	0.0
0500	8	0	6	2	0	0	0		0500	0	0	0	0	0	0	0	0	0	0	0	0	0	0	51.7 -		2	28.6	1	14.3	0	0.0	0	0.0
0515	12	0	10	2	0	0	0		0515	0	0	0	0	0	0	0	0	0	0	0	0	0	0	51.6	62.8	1	12.5	0	0.0	0	0.0	0	0.0
0530	18	0	14	2	0	0	0		0530	0	0	0	0	0	0	0	0	0	0	0	0	0	0	49.5	53.1	2	16.7	1	8.3	0	0.0	0	0.0
0545	23	1	19	1	0	0	0		0545	0	0	0	0	0	0	0	0	0	0	0	0	0	0	50.3	57.9	1	5.6	1	5.6	0	0.0	0	0.0
0600	26	0	20	6	0	0	0		0600	0	0	0	0	0	0	0	0	0	0	0	0	0	0	51.3	56.4	2	8.7	2	8.7	1	4.3	1	4.3
0615	23	0	20	3	0	0	0		0615	0	0	0	0	0	0	0	0	0	0	0	0	0	0	51.8	57.6	2	8.7	2	8.7	1	3.8	1	3.8
0630	33	0	31	1	0	0	0		0630	0	0	0	0	0	0	0	0	0	0	0	0	0	0	50.7	57.8	2	6.1	1	3.0	0	0.0	1	3.0
0645	39	0	34	4	1	0	0		0645	0	0	0	0	0	0	0	0	0	0	0	0	0	0	49.0	57.7	4	10.3	0	0.0	0	0.0	0	0.0
0700	57	2	48	5	2	0	0		0700	0	0	0	0	0	0	0	0	0	0	0	0	0	0	49.1	56.5	4	3.5	0	0.0	0	0.0	0	0.0
0715	52	0	45	4	2	1	0		0715	0	0	0	0	0	0	0	0	0	0	0	0	0	0	49.0	55.6	4	7.7	1	1.9	0	0.0	0	0.0
0730	72	0	63	7	1	1	0		0730	0	0	0	0	0	0	0	0	0	0	0	0	0	0	47.6	54.5	3	4.2	1	1.4	0	0.0	0	0.0
0745	67	0	56	9	1	0	0		0745	0	0	0	0	0	0	0	0	0	0	0	0	0	0	48.7	54.6	3	4.5	0	0.0	0	0.0	0	0.0
0800	100	0	88	10	2	0	0		0800	0	0	0	0	0	0	0	0	0	0	0	0	0	0	47.3	53.1	2	2.0	1	1.0	1	1.0	1	1.0
0815	103	0	90	11	1	0	0		0815	0	0	0	0	0	0	0	0	0	0	0	0	0	0	47.3	54.0	3	2.9	0	0.0	0	0.0	0	0.0
0830	111	1	91	15	3	0	1		0830	0	0	0	0	0	0	0	0	0	0	0	0	0	0	47.9	52.9	4	3.6	0	0.0	0	0.0	0	0.0
0845	120	8	96	15	0	0	0		0845	0	0	0	0	0	0	0	0	0	0	0	0	0	0	45.7	51.9	2	1.7	0	0.0	0	0.0	0	0.0
0900	106	0	92	13	1	0	0		0900	0	0	0	0	0	0	0	0	0	0	0	0	0	0	47.1	53.6	2	1.9	0	0.0	0	0.0	0	0.0
0915	129	0	113	13	1	2	0		0915	0	0	0	0	0	0	0	0	0	0	0	0	0	0	46.7	51.3	3	2.3	0	0.0	0	0.0	0	0.0
0930	127	0	111	12	2	2	0		0930	0	0	0	0	0	0	0	0	0	0	0	0	0	0	46.6	52.0	0	0.0	0	0.0	0	0.0	0	0.0
0945	138	4	116	14	2	2	0		0945	0	0	0	0	0	0	0	0	0	0	0	0	0	0	46.3	51.2	3	2.2	1	0.7	0	0.0	0	0.0
1000	121	1	103	13	1	0	0		1000	0	0	0	0	0	0	0	0	0	0	0	0	0	0	47.3	53.1	0	0.0	0	0.0	0	0.0	0	0.0
1015	125	1	105	14	5	0	0		1015	0	0	0	0	0	0	0	0	0	0	0	0	0	0	46.2	51.6	0	0.0	0	0.0	0	0.0	0	0.0
1030	129	0	113	13	1	2	0		1030	0	0	0	0	0	0	0	0	0	0	0	0	0	0	45.1	51.0	0	0.8	0	0.0	0	0.0	0	0.0
1045	126	0	107	18	1	0	0		1045	0	0	0	0	0	0	0	0	0	0	0	0	0	0	47.1	52.6	2	1.6	0	0.0	0	0.0	0	0.0
1100	118	1	100	14	3	0	0		1100	0	0	0	0	0	0	0	0	0	0	0	0	0	0	47.8	52.8	1	0.8	1	0.8	0	0.0	0	0.0
1115	121	3	107	8	1	1	0		1115	0	0	0	0	0	0	0	0	0	0	0	0	0	0	46.0	51.9	2	1.7	0	0.0	0	0.0	0	0.0
1130	125	2	106	15	1	1	0		1130	0	0	0	0	0	0	0	0	0	0	0	0	0	0	47.2	51.7	3	2.4	0	0.0	0	0.0	0	0.0
1145	108	0	100	5	1	1	0		1145	0	0	0	0	0	0	0	0	0	0	0	0	0	0	46.7	52.9	0	0.9	0	0.0	0	0.0	0	0.0
1200	118	0	104	14	0	0	0		1200	0	0	0	0	0	0	0	0	0	0	0	0	0	0	47.8	52.2	2	1.7	0	0.0	0	0.0	0	0.0
1215	109	2	93	10	2	0	0		1215	0	0	0	0	0	0	0	0	0	0	0	0	0	0	47.1	54.6	2	1.8	0	0.0	0	0.0	0	0.0
1230	116	1	99	15	1	0	0		1230	0	0	0	0	0	0	0	0	0	0	0	0	0	0	46.9	52.3	2	1.7	0	0.0	0	0.0	0	0.0
1245	121	1	107	11	2	0	0		1245	0	0	0	0	0	0	0	0	0	0	0	0	0	0	48.9	55.0	1	0.8	0	0.0	0	0.0	0	0.0
1300	138	2	116	17	2	1	0		1300	0	0	0	0	0	0	0	0	0	0	0	0	0	0	46.6	52.1	1	0.7	0	0.0	0	0.0	0	0.0
1315	115	4	97	14	0	0	0		1315	0	0	0	0	0	0	0	0	0	0	0	0	0	0	45.9	51.4	1	0.9	0	0.0	0	0.0	0	0.0
1330	96	0	94	14	1	0	0		1330	0	0	0	0	0	0	0	0	0	0	0	0	0	0	48.4	53.0	0	2.1	0	0.0	0	0.0	0	0.0
1345	113	2	94	17	0	0	0		1345	0	0	0	0	0	0	0	0	0	0	0	0	0	0	45.6	52.0	0	0.0	0	0.0	0	0.0	0	0.0
1400	103	2	86	15	0	0	0		1400	0	0	0	0	0	0	0	0	0	0	0	0	0	0	46.4	52.1	1	1.0	0	0.0	0	0.0	0	0.0
1415	115	0	98	14	2	1	0		1415	0	0	0	0	0	0	0	0	0	0	0	0	0	0	47.4	52.3	2	1.7	0	0.0	0	0.0	0	0.0
1430	120	0	82	16	0	0	0		1430	0	0	0	0	0	0	0	0	0	0	0	0	0	0	47.7	53.8	6	6.1	0	0.0	0	0.0	0	0.0
1445	104	1	104	12	1	2	0		1445	0	0	0	0	0	0	0	0	0	0	0	0	0	0	46.5	51.6	2	1.7	0	0.0	0	0.0	0	0.0
1500	99	0	82	16	1	0	0		1500	0	0	0	0	0	0	0	0	0	0	0	0	0	0	47.5	52.9	0	0.0	0	0.0	0	0.0	0	0.0
1515	94	1	81	8	4	0	0		1515	0	0	0	0	0	0	0	0	0	0	0	0	0	0	44.7	51.2	1	1.1	0	0.0	0	0.0	0	0.0
1530	80	1	66	13	0	0	0		1530	0	0	0	0	0	0	0	0	0	0	0	0	0	0	47.2	51.3	1	1.3	0	0.0	0	0.0	0	0.0
1545	99	1	89	8	1	0	0		1545	0	0	0	0	0	0	0	0	0	0	0	0	0	0	47.0	52.0	1	1.0	0	0.0	0	0.0	0	0.0
1600	118	1	100	17	0	0	0		1600	0	0	0	0	0	0	0	0	0	0	0	0	0	0	47.5	52.5	1	1.0	0	0.0	0	0.0	0	0.0
1615	86	0	74	11	1	0	0		1615	0	0	0	0	0	0	0	0	0	0	0	0	0	0	46.5	50.4	1	1.2	0	0.0	0	0.0	0	0.0
1630	90	3	79	7	0	1	0		1630	0	0	0	0	0	0	0	0	0	0	0	0	0	0	48.3	55.1	3	3.3	1	1.1	0	0.0	0	0.0
1645	101	0	90	9	2	0	0		1645	0	0	0	0	0	0	0	0	0	0	0	0	0	0	46.2	51.2	1	1.0	0	0.0	0	0.0	0	0.0
1700	88	2	75	9	2	0	0		1700	0	0	0	0	0	0	0	0	0	0	0	0	0	0	46.2	51.4	1	1.1	0	0.0	0	0.0	0	0.0
1715	81	1	70	9	1	0	0		1715	0	0	0	0	0	0	0	0	0	0	0	0	0	0	49.3	54.0	1	1.2	0	0.0	0	0.0	0	0.0
1730	93	1	81	11	0	0	0		1730	0	0	0	0	0	0	0	0	0	0	0	0	0	0	48.7	53.5	4	4.3	1	1.1	0	0.0	0	0.0
1745	92	1	81	9	1	0	1		1745	0	0	0	0	0	0	0	0	0	0	0	0	0	0	48.9	55.2	5	5.4	2	2.2	0	0.0	0	0.0
1800	81	1	70	9	1	0	0		1800	0	0	0	0	0	0	0	0	0	0	0	0	0	0	49.9	54.9	3	3.7	2	2.5	1	1.2	0	0.0
1815	66	0	61	4	0	1	0		1815	0	0	0	0	0	0	0	0	0	0	0	0	0	0	48.4	53.0	0	0.0	0	0.0	0	0.0	0	0.0
1830	76	0	68	7	1	0	0		1830	0	0	0	0	0	0	0	0	0	0	0	0	0	0	47.7	52.3	3	3.9	0	0.0	0	0.0	0	0.0
1845	71	2	65	3	1	0	0		1845	0	0	0	0	0	0	0	0	0	0	0	0	0	0	48.3	54.5	3	4.2	1	1.4	1	1.4	1	1.4
1900	67	1	61	3	2	0	0		1900	0	0	0	0	0	0	0	0	0	0	0	0	0	0	50.2	56.9	7	10.5	2	3.0	2	3.0	2	3.0
1915	56	0	51	5	0	0	0		1915	0	0	0	0	0	0	0	0	0	0	0	0	0	0	49.0	55.6	3	5.4	0	0.0	0	0.0	0	0.0
1930	69	0	66	3	0	0	0		1930	0	0	0	0	0	0	0	0	0	0	0	0	0	0	50.3	58.3	7	10.1	2	2.9	2	2.9	2	2.9
1945	77	1	67	6	2	0	0		1945	0	0	0	0	0	0	0	0	0	0	0	0	0	0	48.8	53.2	3	3.9	1	1.3	0	0.0	0	0.0
2000	54	1	47	6	0	0	0		2000	0	0	0	0	0	0	0	0	0	0	0	0	0	0	49.4	56.8	3	5.6	1	1.9	1	1.9	1	1.9
2015	48	0	43	4	1	0	0		2015	0	0	0	0	0	0	0	0	0	0	0	0	0	0	50.7	60.8	8	16.7	0	0.0	0	0.0	0	0.0
2030	50	1	40	8	1	0	0		2030	0	0	0	0	0	0	0	0	0	0	0	0	0	0	48.1	55.3	4	8.0	0	0.0	0	0.0	0	0.0
2045	36	0	35	1	0	0	0		2045	0	0	0	0	0	0	0	0	0	0	0	0	0	0	49.9	58.4	4	8.0	0	0.0	0	0.0	0	0.0
2100	34	0	32	2	0	0	0		2100	0	0	0	0	0	0	0	0	0	0	0	0	0	0	49.4	55.4	2	5.9	0	0.0	0	0.0	0	0.0
2115	43	1	33	8	1	0	0		2115	0	0	0	0	0	0	0	0	0	0	0	0	0	0	45.3	51.9	0	0.0	0	0.0	0	0.0	0	0.0
2130	41	0	39	2	0	0	0		2130	0	0	0	0	0	0	0	0	0	0	0	0	0	0	48.4	55.9	4	9.8	1	2.4	0	0.0	0	0.0
2145	37	0	36	1	0	0	0		2145	0	0	0	0	0	0	0	0	0	0	0	0	0	0	50.4	60.8	2	16.2	2	5.4	0	0.0	0	0.0
2200	44	0	42	2	0	0	0		2200	0	0	0	0	0	0	0	0	0	0	0	0	0	0	50.4	56.5	2	4.5	1	2.3	1	2.3	1	2.3
2215	45	0	45	0	0	0	0		2215	0	0	0	0	0	0	0	0	0	0	0	0	0	0	50.9	57.2	5	11.1	3	6.7	2	4.4	2	4.4
2230	29	0	27	2	0	0	0		2230	0	0	0	0	0	0	0	0	0	0	0	0	0	0	50.5	58.9	1	3.4	0	0.0	0	0.0	0	0.0
2245	24	0	22	2	0	0	0		2245	0	0	0	0	0	0	0	0	0	0	0	0	0	0	50.8	57.7	1	4.2	0	0.0	0	0.0	0	0.0
2300	28	0	24	4	0	0	0		2300	0	0	0	0	0	0	0	0	0	0	0	0	0	0	51.8	55.8	2	7.1	1	3.6	0	0.0	0	0.0
2315	23	0	21	1	1	0	0		2315	0	0	0	0	0	0	0	0	0	0	0	0	0	0	52.6	64.8	4	17.4	1	4.3	0	0.0	0	0.0
2330	26	0	20	5	1	0	0		2330	0	0	0	0	0	0	0	0	0	0	0	0	0	0	52.8	59.4	1	11.5	1	3.8	0	0.0	0	0.0
2345	7	0	7	0	0	0	0		2345	0	0	0	0	0	0	0	0	0	0	0	0	0	0	53.3 -		1	14.3	1	14.3	0	0.0	0	0.0
07-19	4932	53	4242	546	50	37	4		07-19	0	0	2	1	4	4	48	379	1335	1793	1279	83	6	2	0	47.2	52.7	91	1.8	13	0.3	3	0.1
06-22	5665	58	4897	609	58	39	4		06-22	0	0	2	1	4	4	55	418	1485	2036	1514	134	10	6	0	47.5	53.0	150	2.6	25	0.4	10	0.2
06-00	5891	58	5105	625	60	39	4		06-00	0	0	2	1	4	4	58	427	1515	2099	1616	146	16	7	0	47.6	53.4	169	2.9	33	0.6	13	0.2
00-00	6080	64	5251	652	68	41	4		00-00	0	0	2	1	4	4	59	433	1554	2150	1687	161	21	8	0	47.7	53.5	190	3.1	42	0.7	15	0.2

ALL VEHICLES	TOTAL
Mcycles	CLASS 1
Cars, taxis, 4WD	CLASS 2
LGV	CLASS 3
OGV1	CLASS 4
OGV2	CLASS 5
PSV	CLASS 6
	TIME
0 - 10 mph	0-10mph
10 - 15 mph	10-15mph
15 - 20 mph	15-20mph
20 - 25 mph	20-25mph
25 - 30 mph	25-30mph
30 - 35 mph	30-35mph
35 - 40 mph	35-40mph
40 - 45 mph	40-45mph
45 - 50 mph	45-50mph
50 - 60 mph	50-60mph
60 - 70 mph	60-70mph
70 - 80 mph	70-80mph
80 - 90 mph	80-90mph
90 - 100 mph	90mph+
AVG SPD	AVG SPD
85%ile	85%ile
> 60mph	PSL SPEEDING
% > 60mph	PSL% SPEEDING
	ACPO SPEEDING
	ACPO% SPEEDING
	DfT SPEEDING
	DfT% SPEEDING

PROJECT 35202 Ashford, Kent
SITE 35202-003
LOCATION GREAT CHART BYPASS
DIRECTION **NORTHBOUND ↑**
PSL 60mph

DIR 1

Sun 07 May — **DAY 6**

	TOTAL	CLASS 1	CLASS 2	CLASS 3	CLASS 4	CLASS 5	CLASS 6
ALL VEHICLES							
Mcycles							
Cars, taxis, 4WD							
LGV							
OGV1							
OGV2							
PSV							
0 - 10 mph							
10 - 15 mph							
15 - 20 mph							
20 - 25 mph							
25 - 30 mph							
30 - 35 mph							
35 - 40 mph							
40 - 45 mph							
45 - 50 mph							
50 - 60 mph							
60 - 70 mph							
70 - 80 mph							
80 - 90 mph							
90 - 100 mph							
AVG SPD							
85%ile							
> 60mph							
% > 60mph							

TIME	0-10mph	10-15mph	15-20mph	20-25mph	25-30mph	30-35mph	35-40mph	40-45mph	45-50mph	50-60mph	60-70mph	70-80mph	80-90mph	90mph+	AVG SPD	85%ile	PSL SPEEDING	PSL% SPEEDING	ACPO SPEEDING	ACPO% SPEEDING	DfT SPEEDING	DfT% SPEEDING
0000	0	0	0	0	0	0	0	0	0	0	0	0	0	0	53.4	67.0	6	35.3	2	11.8	0	0.0
0015	0	0	0	0	0	0	0	0	0	0	0	0	0	0	48.5	54.0	0	0.0	0	0.0	0	0.0
0030	0	0	0	0	1	0	0	0	0	0	0	0	0	0	49.0	57.7	0	0.0	0	0.0	0	0.0
0045	0	0	0	0	0	0	0	0	0	0	0	0	0	0	54.8	62.4	1	9.1	1	9.1	1	9.1
0100	0	0	0	0	0	0	0	0	0	0	0	0	0	0	54.7		0	0.0	0	0.0	0	0.0
0115	0	0	0	0	0	0	0	0	0	0	0	0	0	0	49.6		0	0.0	0	0.0	0	0.0
0130	0	0	0	0	0	0	0	0	0	0	0	0	0	0	50.2		0	0.0	0	0.0	0	0.0
0145	0	0	0	0	0	0	0	0	0	0	0	0	0	0	56.9		2	33.3	0	0.0	0	0.0
0200	0	0	0	0	0	0	0	0	0	0	0	0	0	0	52.2		0	0.0	0	0.0	0	0.0
0215	0	0	0	0	0	0	0	0	0	0	0	0	0	0	45.9		0	0.0	0	0.0	0	0.0
0230	0	0	0	0	0	0	0	0	0	0	0	0	0	0	51.9		0	0.0	0	0.0	0	0.0
0245	0	0	0	0	0	0	0	0	0	0	0	0	0	0	46.4		0	0.0	0	0.0	0	0.0
0300	0	0	0	0	0	0	0	0	0	0	0	0	0	0	50.3		0	0.0	0	0.0	0	0.0
0315	0	0	0	0	0	0	0	0	0	0	0	0	0	0	50.6		0	0.0	0	0.0	0	0.0
0330	0	0	0	0	0	0	0	0	0	0	0	0	0	0	50.2		0	0.0	0	0.0	0	0.0
0345	0	0	0	0	0	0	0	0	0	0	0	0	0	0	50.3		0	0.0	0	0.0	0	0.0
0400	0	0	0	0	0	0	0	0	0	0	0	0	0	0	55.2		2	50.0	0	0.0	0	0.0
0415	0	0	0	0	0	0	0	0	0	0	0	0	0	0	53.5		1	12.5	1	12.5	1	12.5
0430	0	0	0	0	0	0	0	0	0	0	0	0	0	0	44.7		0	0.0	0	0.0	0	0.0
0445	0	0	0	0	0	0	0	0	0	0	0	0	0	0	56.9	71.8	5	41.7	3	25.0	1	8.3
0500	0	0	0	0	0	0	0	0	0	0	0	0	0	0	54.6		1	10.0	1	10.0	0	0.0
0515	0	0	0	0	0	0	0	0	0	0	0	0	0	0	51.3		1	10.0	0	0.0	0	0.0
0530	0	0	0	0	0	0	0	0	0	0	0	0	0	0	49.3		0	0.0	0	0.0	0	0.0
0545	0	0	0	0	0	0	0	0	0	0	0	0	0	0	46.7	51.7	1	11.1	0	0.0	0	0.0
0600	0	0	0	0	0	0	0	0	0	0	0	0	0	0	50.4		1	8.3	0	0.0	0	0.0
0615	0	0	0	0	0	0	0	0	0	0	0	0	0	0	51.2	57.4	1	8.3	0	0.0	0	0.0
0630	0	0	0	0	0	0	0	0	0	0	0	0	0	0	52.1	57.1	2	8.7	1	4.3	0	0.0
0645	0	0	0	0	0	0	0	0	0	0	0	0	0	0	49.2	54.8	1	4.2	0	0.0	0	0.0
0700	0	0	0	0	0	0	0	0	0	0	0	0	0	0	50.0	58.1	1	5.6	0	0.0	0	0.0
0715	0	0	0	0	0	0	0	0	0	0	0	0	0	0	50.5	57.4	0	0.0	0	0.0	0	0.0
0730	0	0	0	0	0	0	0	0	0	0	0	0	0	0	49.1	57.2	1	3.3	0	0.0	0	0.0
0745	0	0	1	1	0	0	0	0	0	0	0	0	0	0	48.4	56.2	1	2.7	0	0.0	0	0.0
0800	0	0	0	0	0	0	0	0	0	0	0	0	0	0	49.5	54.7	2	4.8	1	2.4	0	0.0
0815	0	0	0	0	0	0	0	0	0	0	0	0	0	0	47.7	52.3	0	0.0	0	0.0	0	0.0
0830	0	0	0	0	0	0	0	0	0	0	0	0	0	0	49.2	54.2	1	1.7	0	0.0	0	0.0
0845	0	0	0	0	0	0	0	0	0	0	0	0	0	0	47.8	53.4	1	1.6	0	0.0	0	0.0
0900	0	0	0	0	0	0	0	0	0	0	0	0	0	0	48.0	53.4	3	3.8	1	1.3	0	0.0
0915	0	0	0	0	0	0	0	0	0	0	0	0	0	0	48.1	53.6	1	1.0	0	0.0	0	0.0
0930	0	0	0	0	0	0	0	0	0	0	0	0	0	0	46.8	53.3	2	2.0	0	0.0	0	0.0
0945	0	0	0	0	0	0	0	0	0	0	0	0	0	0	47.1	53.6	5	3.9	0	0.0	0	0.0
1000	0	0	0	0	0	0	0	0	0	0	0	0	0	0	46.1	51.5	2	1.4	0	0.0	0	0.0
1015	0	0	0	0	0	0	0	0	0	0	0	0	0	0	45.1	52.9	0	0.0	0	0.0	0	0.0
1030	0	0	0	0	0	0	0	0	0	0	0	0	0	0	45.9	50.9	1	0.8	0	0.0	0	0.0
1045	0	0	0	0	0	0	0	0	0	0	0	0	0	0	45.3	49.9	0	0.0	0	0.0	0	0.0
1100	0	0	0	0	0	0	0	0	0	0	0	0	0	0	47.8	52.2	1	1.8	0	0.0	0	0.0
1115	0	0	0	0	0	0	0	0	0	0	0	0	0	0	46.2	51.6	5	3.6	0	0.0	0	0.0
1130	0	0	0	0	0	0	0	0	0	0	0	0	0	0	48.9	52.9	1	1.7	0	0.0	0	0.0
1145	0	0	0	0	0	0	0	0	0	0	0	0	0	0	46.2	50.5	1	0.8	0	0.0	0	0.0
1200	0	0	0	0	0	0	0	0	0	0	0	0	0	0	48.1	51.6	1	0.8	0	0.0	0	0.0
1215	0	0	0	0	0	0	0	0	0	0	0	0	0	0	46.9	52.2	6	4.5	3	2.3	2	1.5
1230	0	0	0	0	0	0	0	0	0	0	0	0	0	0	47.7	53.0	2	1.6	0	0.0	0	0.0
1245	0	0	0	0	0	0	0	0	0	0	0	0	0	0	46.1	52.0	2	1.6	0	0.0	0	0.0
1300	0	0	0	0	0	0	0	0	0	0	0	0	0	0	47.8	52.3	5	3.7	0	0.0	0	0.0
1315	0	0	0	0	0	0	0	0	0	0	0	0	0	0	48.1	53.1	1	0.9	0	0.0	0	0.0
1330	0	0	0	0	0	0	0	0	0	0	0	0	0	0	47.0	51.9	3	2.3	1	0.8	0	0.0
1345	0	0	0	0	0	0	0	0	0	0	0	0	0	0	47.5	52.4	4	3.3	2	1.6	0	0.0
1400	0	0	0	0	0	0	0	0	0	0	0	0	0	0	47.8	52.4	1	1.1	1	1.1	1	1.1
1415	0	0	0	0	0	0	0	0	0	0	0	0	0	0	47.1	53.1	3	2.8	0	0.0	1	0.0
1430	0	0	0	0	0	0	0	0	0	0	0	0	0	0	47.7	53.1	5	5.1	4	4.1	3	3.1
1445	0	0	0	0	0	0	0	0	0	0	0	0	0	0	47.5	51.8	3	2.6	1	0.9	0	0.0
1500	0	0	0	0	0	0	0	0	0	0	0	0	0	0	49.3	54.3	4	3.6	0	0.0	0	0.0
1515	0	0	0	0	0	0	0	0	0	0	0	0	0	0	48.5	53.8	1	1.1	0	0.0	0	0.0
1530	0	0	0	0	0	0	0	0	0	0	0	0	0	0	46.2	52.5	2	2.6	0	0.0	0	0.0
1545	0	0	0	0	0	0	0	0	0	0	0	0	0	0	46.6	52.2	1	0.9	0	0.0	0	0.0
1600	0	0	0	0	0	0	0	0	0	0	0	0	0	0	47.6	52.7	2	2.1	0	0.0	0	0.0
1615	0	0	0	0	0	0	0	0	0	0	0	0	0	0	47.7	53.3	0	0.0	0	0.0	0	0.0
1630	0	0	0	0	0	0	0	0	0	0	0	0	0	0	47.4	53.3	5	5.7	0	0.0	0	0.0
1645	0	0	0	0	0	0	0	0	0	0	0	0	0	0	48.1	54.9	4	4.7	0	0.0	0	0.0
1700	0	0	0	0	0	0	0	0	0	0	0	0	0	0	46.8	53.0	4	4.7	0	0.0	0	0.0
1715	0	0	0	0	0	0	0	0	0	0	0	0	0	0	50.1	56.6	5	6.9	3	4.2	0	0.0
1730	0	0	0	0	0	0	0	0	0	0	0	0	0	0	49.6	53.8	4	4.7	0	0.0	0	0.0
1745	0	0	0	0	0	0	0	0	0	0	0	0	0	0	49.2	55.9	5	6.8	2	2.7	1	1.4
1800	0	0	0	0	0	0	0	0	0	0	0	0	0	0	48.6	54.4	2	2.4	0	0.0	0	0.0
1815	0	0	0	0	0	0	0	0	0	0	0	0	0	0	50.1	55.5	4	4.8	1	1.2	1	1.2
1830	0	0	0	0	0	0	0	0	0	0	0	0	0	0	48.5	54.3	2	2.8	0	0.0	0	0.0
1845	0	0	0	0	0	0	0	0	0	0	0	0	0	0	48.6	54.2	2	3.0	0	0.0	0	0.0
1900	0	0	0	0	0	0	0	0	0	0	0	0	0	0	50.2	55.9	4	5.0	1	1.3	1	1.3
1915	0	0	0	0	0	0	0	0	0	0	0	0	0	0	48.8	54.7	3	4.8	1	1.6	1	1.6
1930	0	0	0	0	0	0	0	0	0	0	0	0	0	0	49.3	55.1	4	6.3	0	0.0	0	0.0
1945	0	0	0	0	0	0	0	0	0	0	0	0	0	0	49.1	55.5	1	2.0	0	0.0	0	0.0
2000	0	0	0	0	0	0	0	0	0	0	0	0	0	0	50.4	57.6	2	4.1	1	2.0	0	0.0
2015	0	0	0	0	0	0	0	0	0	0	0	0	0	0	52.5	56.9	4	9.5	2	4.8	2	4.8
2030	0	0	0	0	0	0	0	0	0	0	0	0	0	0	50.6	57.3	1	2.6	0	0.0	0	0.0
2045	0	0	0	0	0	0	0	0	0	0	0	0	0	0	48.7	55.8	1	2.6	0	0.0	0	0.0
2100	0	0	0	0	0	0	0	0	0	0	0	0	0	0	50.6	56.1	1	5.4	1	2.7	0	0.0
2115	0	0	0	0	0	0	0	0	0	0	0	0	0	0	48.3	55.3	0	0.0	0	0.0	0	0.0
2130	0	0	0	0	0	0	0	0	0	0	0	0	0	0	48.8	58.0	1	2.9	1	2.9	1	2.9
2145	0	0	0	0	0	0	0	0	0	0	0	0	0	0	49.8	57.6	2	6.3	0	0.0	0	0.0
2200	0	0	0	0	0	0	0	0	0	0	0	0	0	0	49.7	58.0	2	6.9	1	3.4	0	0.0
2215	0	0	0	0	0	0	0	0	0	0	0	0	0	0	51.0	56.3	1	4.8	0	0.0	0	0.0
2230	0	0	0	0	0	0	0	0	0	0	0	0	0	0	52.0	58.1	2	8.0	1	4.0	0	0.0
2245	0	0	0	0	0	0	0	0	0	0	0	0	0	0	49.9	55.2	1	4.8	0	0.0	0	0.0
2300	0	0	0	0	0	0	0	0	0	0	0	0	0	0	49.5	55.8	1	5.6	1	5.6	1	5.6
2315	0	0	0	0	0	0	0	0	0	0	0	0	0	0	52.0	62.6	5	29.4	0	0.0	0	0.0
2330	0	0	0	0	0	0	0	0	0	0	0	0	0	0	51.9	58.4	0	0.0	0	0.0	0	0.0
2345	0	0	0	0	0	0	0	0	0	0	0	0	0	0								
07-19	47	52	55	58	6	1	1	0	0	0	0	0	0	0	47.5	52.9	115	2.5	25	0.5	8	0.2
06-22	5	5	5	6	1	0	0	0	0	0	0	0	0	0	47.8	53.2	146	2.8	34	0.6	13	0.2
06-00	5	5	5	6	1	0	0	0	0	0	0	0	0	0	47.9	53.4	160	2.9	37	0.7	14	0.3
00-00	4	5	5	6	1	0	0	0	0	0	0	0	0	0	48.0	53.6	179	3.2	45	0.8	17	0.3

PROJECT 35202 Ashford, Kent
SITE 35202-003
LOCATION GREAT CHART BYPASS
DIRECTION **NORTHBOUND →**
PSL 60mph

Mon 08 May
DAY 7

Time	Total	Cls 1	Cls 2	Cls 3	Cls 4	Cls 5	Cls 6	Fxd 1	Vbin 0 10	Vbin 10 15	Vbin 15 20	Vbin 20 25	Vbin 25 30	Vbin 30 35	Vbin 35 40	Vbin 40 45	Vbin 45 50	Vbin 50 60	Vbin 60 70	Vbin 70 80	Vbin 80 90	Vbin 90 100	Mean 85	Vlim 85	JPSL 60	JPSL% 60	JSL1 69	JSL1% 69	JSL2 75	JSL2% 75	JSL3 82	JSL3% 82
0000	17	0	15	1	1	0	0	0000	0	0	0	0	0	2	0	0	0	0	0	0	0	0	48.5	58.4	2	11.8	2	11.8	0	0.0	0	0.0	0	0.0
0015	9	0	8	1	0	0	0	0015	0	0	0	0	0	1	0	0	0	0	0	0	0	0	51.9 -		0	0.0	0	0.0	0	0.0	0	0.0	0	0.0
0030	13	0	12	1	0	0	0	0030	0	0	0	0	0	2	0	0	0	0	0	0	0	0	50.7	57.8	2	22.2	2	22.2	0	0.0	0	0.0	0	0.0
0045	5	0	4	1	0	0	0	0045	0	0	0	0	0	0	0	0	0	0	0	0	0	0	46.4 -		0	0.0	0	0.0	0	0.0	0	0.0	0	0.0
0100	4	0	2	2	0	0	0	0100	0	0	0	0	0	0	0	0	0	0	0	0	0	0	52.6 -		0	0.0	0	0.0	0	0.0	0	0.0	0	0.0
0115	4	0	4	0	0	0	0	0115	0	0	0	0	0	0	0	0	0	0	0	0	0	0	49.4 -		0	0.0	0	0.0	0	0.0	0	0.0	0	0.0
0130	7	0	7	0	0	0	0	0130	0	0	0	0	0	0	0	0	0	0	0	0	0	0	51.2 -		0	0.0	0	0.0	0	0.0	0	0.0	0	0.0
0145	1	0	1	0	0	0	0	0145	0	0	0	0	0	0	0	0	0	0	0	0	0	0	31.6 -		0	0.0	0	0.0	0	0.0	0	0.0	0	0.0
0200	3	0	2	1	0	0	0	0200	0	0	0	0	0	1	0	0	0	0	0	0	0	0	59.4 -		1	33.3	1	33.3	0	0.0	0	0.0	0	0.0
0215	2	0	2	0	0	0	0	0215	0	0	0	0	0	0	0	0	0	0	0	0	0	0	54.6 -		1	50.0	1	50.0	0	0.0	0	0.0	0	0.0
0230	3	0	3	0	0	0	0	0230	0	0	0	0	0	0	0	0	0	0	0	0	0	0	59.8 -		0	0.0	0	0.0	0	0.0	0	0.0	0	0.0
0245	2	0	1	1	0	0	0	0245	0	0	0	0	0	0	0	0	0	0	0	0	0	0	50.4 -		0	0.0	0	0.0	0	0.0	0	0.0	0	0.0
0300	3	0	2	1	0	0	0	0300	0	0	0	0	0	0	0	0	0	0	0	0	0	0	53.5 -		1	33.3	1	33.3	0	0.0	0	0.0	0	0.0
0315	4	0	3	1	0	0	0	0315	0	0	0	0	0	0	0	0	0	0	0	0	0	0	58.6 -		2	50.0	2	50.0	0	0.0	0	0.0	0	0.0
0330	4	0	3	1	0	0	0	0330	0	0	0	0	0	0	0	0	0	0	0	0	0	0	47.3 -		0	0.0	0	0.0	0	0.0	0	0.0	0	0.0
0345	7	0	7	0	0	0	0	0345	0	0	0	0	0	0	0	0	0	0	0	0	0	0	52.3 -		1	14.3	1	14.3	0	0.0	0	0.0	0	0.0
0400	5	0	3	1	0	0	1	0400	0	0	0	0	0	0	0	0	0	0	0	0	0	0	50.1 -		0	0.0	0	0.0	0	0.0	0	0.0	0	0.0
0415	5	0	4	0	0	1	0	0415	0	0	0	0	0	0	0	0	0	0	0	0	0	0	47.1 -		0	0.0	0	0.0	0	0.0	0	0.0	0	0.0
0430	12	0	10	2	0	0	0	0430	0	0	0	0	0	0	0	0	0	0	0	0	0	0	51.5	60.7	2	16.7	2	16.7	0	0.0	0	0.0	0	0.0
0445	10	0	8	2	0	0	0	0445	0	0	0	0	0	0	0	0	0	0	0	0	0	0	53.6 -		0	0.0	0	0.0	0	0.0	0	0.0	0	0.0
0500	12	0	7	3	0	0	0	0500	0	0	0	0	0	0	0	0	0	0	0	0	0	0	49.9	54.0	0	0.0	0	0.0	0	0.0	0	0.0	0	0.0
0515	17	0	16	0	0	0	0	0515	0	0	0	0	0	0	0	0	0	0	0	0	0	0	51.4	59.4	1	5.9	1	5.9	0	0.0	0	0.0	0	0.0
0530	15	0	13	2	0	0	0	0530	0	0	0	0	0	0	0	0	0	0	0	0	0	0	47.5	51.6	1	6.7	1	6.7	0	0.0	0	0.0	0	0.0
0545	16	0	15	1	0	0	0	0545	0	0	0	0	0	0	0	0	0	0	0	0	0	0	53.6	59.1	2	12.5	2	12.5	0	0.0	0	0.0	0	0.0
0600	27	2	21	3	1	0	0	0600	0	0	0	0	0	0	0	0	0	0	0	0	0	0	51.9	58.5	3	11.1	3	11.1	0	0.0	0	0.0	0	0.0
0615	14	0	12	1	0	1	0	0615	0	0	0	0	0	0	0	0	0	0	0	0	0	0	51.3	56.5	1	7.1	1	7.1	0	0.0	0	0.0	0	0.0
0630	30	2	26	3	1	0	0	0630	0	0	0	0	0	0	0	0	0	0	0	0	0	0	51.4	57.3	1	3.3	1	3.3	0	0.0	0	0.0	0	0.0
0645	35	0	32	2	1	0	0	0645	0	0	0	0	0	0	0	0	0	0	0	0	0	0	60.4	69.8	5	14.3	5	14.3	1	2.9	1	2.9	1	2.9
0700	39	1	27	7	1	0	0	0700	0	0	0	0	0	0	0	0	0	0	0	0	0	0	47.5	55.7	1	2.6	0	0.0	0	0.0	0	0.0	0	0.0
0715	30	0	25	3	2	0	0	0715	0	0	0	0	0	0	0	0	0	0	0	0	0	0	51.6	59.6	4	13.3	0	0.0	0	0.0	0	0.0	0	0.0
0730	35	0	26	7	1	1	0	0730	0	0	0	0	0	0	0	0	0	0	0	0	0	0	48.5	54.7	1	2.9	0	0.0	0	0.0	0	0.0	0	0.0
0745	38	0	34	4	0	0	0	0745	0	0	0	0	0	0	0	0	0	0	0	0	0	0	49.1	55.2	3	7.9	0	0.0	0	0.0	0	0.0	0	0.0
0800	36	1	30	4	1	0	0	0800	0	0	0	0	0	0	0	0	0	0	0	0	0	0	50.3	55.4	2	5.6	0	0.0	0	0.0	0	0.0	0	0.0
0815	42	1	32	8	1	0	0	0815	0	0	0	0	0	0	0	0	0	0	0	0	0	0	50.0	56.4	1	2.4	1	2.4	0	0.0	0	0.0	0	0.0
0830	61	1	48	8	1	3	0	0830	0	0	0	0	0	0	0	0	0	0	0	0	0	0	48.0	54.0	2	3.3	2	3.3	0	0.0	0	0.0	0	0.0
0845	64	0	55	6	2	1	0	0845	0	0	0	0	0	0	0	0	0	0	0	0	0	0	49.0	53.4	2	3.1	0	0.0	0	0.0	0	0.0	0	0.0
0900	75	2	62	6	4	1	0	0900	0	0	0	0	0	0	0	0	0	0	0	0	0	0	47.2	53.0	0	0.0	0	0.0	0	0.0	0	0.0	0	0.0
0915	78	2	63	12	0	1	0	0915	0	0	0	0	0	0	0	0	0	0	0	0	0	0	48.3	53.4	4	5.1	4	5.1	0	0.0	0	0.0	0	0.0
0930	112	3	93	13	1	2	0	0930	0	0	0	0	0	0	0	0	0	0	0	0	0	0	49.0	54.1	11	9.8	6	5.4	2	1.8	1	1.3	1	1.3
0945	121	1	106	12	1	1	0	0945	0	0	0	0	0	0	0	0	0	0	0	0	0	0	48.5	54.7	5	4.1	2	1.7	0	0.0	0	0.0	0	0.0
1000	147	2	129	14	1	0	0	1000	0	0	0	0	0	0	0	0	0	0	0	0	0	0	46.1	51.4	1	0.7	0	0.0	0	0.0	0	0.0	0	0.0
1015	117	3	99	14	1	0	0	1015	0	0	0	0	0	0	0	0	0	0	0	0	0	0	45.7	50.7	1	0.9	1	0.9	0	0.0	0	0.0	0	0.0
1030	125	0	112	10	3	0	0	1030	0	0	0	0	0	0	0	0	0	0	0	0	0	0	46.2	50.8	1	0.8	0	0.0	0	0.0	0	0.0	0	0.0
1045	146	3	127	12	4	0	0	1045	0	0	0	0	0	0	0	0	0	0	0	0	0	0	44.6	49.3	3	2.1	0	0.0	0	0.0	0	0.0	0	0.0
1100	137	1	125	8	2	1	0	1100	0	0	0	0	0	0	0	0	0	0	0	0	0	0	46.0	52.2	2	1.5	0	0.0	0	0.0	0	0.0	0	0.0
1115	137	1	123	12	1	0	0	1115	0	0	0	0	0	0	0	0	0	0	0	0	0	0	46.2	52.2	2	1.5	0	0.0	0	0.0	0	0.0	0	0.0
1130	169	1	149	14	3	2	0	1130	0	0	0	0	0	0	0	0	0	0	0	0	0	0	48.9	50.9	1	0.6	0	0.0	0	0.0	0	0.0	0	0.0
1145	137	2	117	15	1	2	0	1145	0	0	0	0	0	0	0	0	0	0	0	0	0	0	44.4	50.3	2	1.5	0	0.0	0	0.0	0	0.0	0	0.0
1200	125	1	113	7	2	2	0	1200	0	0	0	0	0	0	0	0	0	0	0	0	0	0	46.9	53.1	1	0.8	0	0.0	0	0.0	0	0.0	0	0.0
1215	167	0	150	12	2	1	0	1215	0	0	0	0	0	0	0	0	0	0	0	0	0	0	43.6	48.7	0	0.0	0	0.0	0	0.0	0	0.0	0	0.0
1230	117	0	103	12	2	0	0	1230	0	0	0	0	0	0	0	0	0	0	0	0	0	0	46.5	52.0	1	0.9	0	0.0	0	0.0	0	0.0	0	0.0
1245	135	3	118	10	2	2	0	1245	0	0	0	0	0	0	0	0	0	0	0	0	0	0	45.5	51.1	2	1.5	1	0.7	0	0.0	0	0.0	0	0.0
1300	131	0	119	11	1	0	0	1300	0	0	0	0	0	0	0	0	0	0	0	0	0	0	45.6	51.2	1	0.8	0	0.0	0	0.0	0	0.0	0	0.0
1315	148	0	136	11	1	0	0	1315	0	0	0	0	0	0	0	0	0	0	0	0	0	0	45.3	50.0	1	0.7	0	0.0	0	0.0	0	0.0	0	0.0
1330	117	1	105	10	1	0	0	1330	0	0	0	0	0	0	0	0	0	0	0	0	0	0	45.7	51.2	3	2.6	0	0.0	0	0.0	0	0.0	0	0.0
1345	113	0	103	6	3	1	0	1345	0	0	0	0	0	0	0	0	0	0	0	0	0	0	46.3	52.2	1	0.9	0	0.0	0	0.0	0	0.0	0	0.0
1400	130	2	111	13	3	1	0	1400	0	0	0	0	0	0	0	0	0	0	0	0	0	0	46.1	51.2	4	3.1	1	0.8	0	0.0	0	0.0	0	0.0
1415	111	1	93	12	3	1	0	1415	0	0	0	0	0	0	0	0	0	0	0	0	0	0	44.3	53.5	3	2.5	0	0.0	0	0.0	0	0.0	0	0.0
1430	121	1	101	14	5	0	0	1430	0	0	0	0	0	0	0	0	0	0	0	0	0	0	48.1	52.6	1	0.9	0	0.0	0	0.0	0	0.0	0	0.0
1445	110	0	92	18	0	0	0	1445	0	0	0	0	0	0	0	0	0	0	0	0	0	0	46.7	52.0	1	0.8	0	0.0	0	0.0	0	0.0	0	0.0
1500	132	2	118	8	3	1	0	1500	0	0	0	0	0	0	0	0	0	0	0	0	0	0	47.0	51.7	2	1.9	0	0.0	0	0.0	0	0.0	0	0.0
1515	104	3	89	10	2	0	0	1515	0	0	0	0	0	0	0	0	0	0	0	0	0	0	49.1	53.9	1	1.1	1	1.1	0	0.0	0	0.0	0	0.0
1530	94	1	86	6	1	0	0	1530	0	0	0	0	0	0	0	0	0	0	0	0	0	0	48.2	52.8	4	3.8	0	0.0	0	0.0	0	0.0	0	0.0
1545	106	4	92	6	1	0	0	1545	0	0	0	0	0	0	0	0	0	0	0	0	0	0	47.7	53.8	5	4.1	0	0.0	0	0.0	0	0.0	0	0.0
1600	123	1	109	12	1	0	0	1600	0	0	0	0	0	0	0	0	0	0	0	0	0	0	48.5	55.1	5	6.0	1	0.8	0	0.0	0	0.0	0	0.0
1615	83	0	73	8	2	0	0	1615	0	0	0	0	0	0	0	0	0	0	0	0	0	0	47.3	53.2	2	1.8	0	0.0	0	0.0	0	0.0	0	0.0
1630	113	0	100	11	0	1	0	1630	0	0	0	0	0	0	0	0	0	0	0	0	0	0	48.9	54.6	3	3.3	1	0.8	0	0.0	0	0.0	0	0.0
1645	90	1	81	6	1	1	0	1645	0	0	0	0	0	0	0	0	0	0	0	0	0	0	47.6	54.2	2	2.0	0	0.0	0	0.0	0	0.0	0	0.0
1700	102	0	91	11	0	0	0	1700	0	0	0	0	0	0	0	0	0	0	0	0	0	0	49.6	54.0	3	3.2	1	1.1	1	1.1	1	1.1	1	1.1
1715	93	0	80	11	1	0	0	1715	0	0	0	0	0	0	0	0	0	0	0	0	0	0	47.6	52.9	2	2.0	0	0.0	0	0.0	0	0.0	0	0.0
1730	99	0	90	8	1	0	0	1730	0	0	0	0	0	0	0	0	0	0	0	0	0	0	48.3	54.4	6	5.8	0	0.0	0	0.0	0	0.0	0	0.0
1745	104	0	95	9	0	0	0	1745	0	0	0	0	0	0	0	0	0	0	0	0	0	0	48.9	54.0	3	4.2	0	0.0	0	0.0	0	0.0	0	0.0
1800	71	0	69	2	0	0	0	1800	0	0	0	0	0	0	0	0	0	0	0	0	0	0	48.3	53.1	3	3.3	0	0.0	0	0.0	0	0.0	0	0.0
1815	92	0	76	16	0	0	0	1815	0	0	0	0	0	0	0	0	0	0	0	0	0	0	50.3	55.2	4	5.5	1	1.4	0	0.0	0	0.0	0	0.0
1830	73	0	65	7	1	0	0	1830	0	0	0	0	0	0	0	0	0	0	0	0	0	0	49.5	56.7	4	6.2	0	0.0	0	0.0	0	0.0	0	0.0
1845	62	0	57	6	1	0	0	1845	0	0	0	0	0	0	0	0	0	0	0	0	0	0	48.5	53.2	4	3.2	0	1.6	0	0.0	0	0.0	0	0.0
1900	76	1	56	4	1	0	0	1900	0	0	0	0	0	0	0	0	0	0	0	0	0	0	49.5	55.8	3	3.9	0	0.0	0	0.0	0	0.0	0	0.0
1915	76	1	67	8	0	0	0	1915	0	0	0	0	0	0	0	0	0	0	0	0	0	0	51.2	57.4	1	1.8	1	1.8	0	0.0	0	0.0	0	0.0
1930	56	0	52	4	0	0	0	1930	0	0	0	0	0	0	0	0	0	0	0	0	0	0	47.3	53.0	0	0.0	0	0.0	0	0.0	0	0.0	0	0.0
1945	59	0	51	7	1	0	0	1945	0	0	0	0	0	0	0	0	0	0	0	0	0	0	48.7	55.1	2	4.0	0	0.0	0	0.0	0	0.0	0	0.0
2000	50	0	42	6	2	0	0	2000	0	0	0	0	0	0	0	0	0	0	0	0	0	0	50.7	56.7	4	8.5	0	0.0	0	0.0	0	0.0	0	0.0
2015	47	1	46	0	0	0	0	2015	0	0	0	0	0	0	0	0	0	0	0	0	0	0	51.2	56.9	1	3.3	0	0.0	0	0.0	0	0.0	0	0.0
2030	30	0	27	2	1	0	0	2030	0	0	0	0	0	0	0	0	0	0	0	0	0	0	47.9	54.5	1	2.7	0	0.0	0	0.0	0	0.0	0	0.0
2045	37	0	31	5	1	0	0	2045	0	0	0	0	0	0	0	0	0	0	0	0	0	0	48.9	54.8	2	7.4	0	0.0	0	0.0	0	0.0	0	0.0
2100	27	0	24	3	0	0	0	2100	0	0	0	0	0	0	0	0	0	0	0	0	0	0	50.2	58.9	0	3.7	0	0.0	0	0.0	0	0.0	0	0.0
2115	27	0	22	5	0	0	0	2115	0	0	0	0	0	0	0	0	0	0	0	0	0	0	48.6	58.7	1	4.5	0	0.0	0	0.0	0	0.0	0	0.0
2130	22	0	20	2	0	0	0	2130	0	0	0	0	0	0	0	0	0	0	0	0	0	0	47.9	57.8	1	10.0	0	0.0	0	0.0	0	0.0	0	0.0
2145	20	0	18	4	0	0	0	2145	0	0	0	0	0	0	0	0	0	0	0	0	0	0	51.9	61.1	3	14.3	0	0.0	0	0.0	0	0.0	0	0.0
2200	21	0	18	2	1	0	0	2200	0	0	0	0	0	0	0	0	0	0	0	0	0	0	45.2	52.4	0	0.0	0	0.0	0	0.0	0	0.0	0	0.0
2215	11	0	9	2	0	0	0	2215	0	0	0	0	0	0	0	0	0	0	0	0	0	0	50.1	57.4	1	5.3	1	5.3	0	0.0	0	0.0	0	0.0
2230	19	0	17	2	0	0	0	2230	0	0	0	0	0	0	0	0	0	0	0	0	0	0	51.2	54.6	1	7.7	1	7.7	0	0.0	0	0.0	0	0.0
2245	13	0	13	0	0	0	0	2245	0	0	0	0	0	0	0	0	0	0	0	0	0	0	50.5 -		0	0.0	0	0.0	0	0.0	0	0.0	0	0.0
2300	7	0	7	0	0	0	0	2300	0	0	0	0	0	0	0	0	0	0	0	0	0	0	40.9 -		0	0.0	0	0.0	0	0.0	0	0.0	0	0.0
2315	5	0	5	0	0	0	0	2315	0	0	0	0	0	0	0	0	0	0	0	0	0	0	48.4 -		0	0.0	0	0.0	0	0.0	0	0.0	0	0.0
2330	2	0	2	0	0	0	0	2330	0	0	0	0	0	0	0	0	0	0	0	0	0	0	47.5 -		0	0.0	0	0.0	0	0.0	0	0.0	0	0.0
2345	8	0	8	0	0	0	0	2345	0	0	0	0	0	0	0	0	0	0	0	0	0	0			0	0.0	0	0.0	0	0.0	0	0.0	0	0.0
07-19	4915	46	4302	460	68	34	5	07-19	0	1	2	1	13	72	438	1364	1689	1216	105	14	0	0	46.9	52.8	119	2.4	19	0.4	6	0.1	6	0.1	6	0.1
06-22	5534	51	4842	524	76	35	6	06-22	0	0	1	1	15	77	462	1475	1890	1460	135	16	0	0	47.2	53.2	151	2.7	22	0.4	8	0.1	8	0.1	8	0.1
06-00	5620	51	4921	530	77	35	6	06-00	0	1	2	1	16	78	469	1484	1920	1493	138	18	0	0	47.2	53.2	156	2.8	24	0.4	8	0.1	8

DIR 2

PROJECT 35202 Ashford, Kent
SITE 35202-003
LOCATION GREAT CHART BYPASS
DIRECTION **SOUTHBOUND ↓**
PSL 60mph

Tue 02 May
DAY 1

TIME	TOTAL	CLS 1	CLS 2	CLS 3	CLS 4	CLS 5	CLS 6	SPD1 0 10	SPD2 10 15	SPD3 15 20	SPD4 20 25	SPD5 25 30	SPD6 30 35	SPD7 35 40	SPD8 40 45	SPD9 45 50	SPD10 50 60	SPD11 60 70	SPD12 70 80	SPD13 80 90	SPD14 90 100	AVG	85%ile	PSL	PSL%	SPD1 63 ACPO	SPD2 69 ACPO	SPD3 74 DfT	SPD4 81 DfT
0000	0	0	12	3	0	1	0	0	0	0	0	0	0	0	0	0	0	0	0	0	0	51.4	59.0	1	6.3	0	0	0.0	0.0
0015	16	9	9	3	2	0	0	0	0	0	0	0	0	0	0	0	0	0	0	0	0	46.9 -		0	0.0	0	0	0.0	0.0
0030	8	0	6	1	2	1	0	0	0	0	0	0	0	1	1	2	1	0	0	0	0	52.1 -		2	25.0	1	12.5	0.0	0.0
0045	7	1	5	3	0	0	0	0	0	0	0	0	0	0	0	3	0	0	0	0	0	47.9 -		0	0.0	0	0.0	0.0	0.0
0100	6	0	6	2	1	0	0	0	0	0	0	0	0	1	1	2	0	0	0	0	0	51.4 -		1	16.7	0	0.0	0.0	0.0
0115	7	1	6	3	0	1	0	0	0	0	0	0	0	0	0	2	1	0	0	0	0	50.3 -		1	14.3	0	0.0	0.0	0.0
0130	7	1	6	3	0	0	0	0	0	0	0	0	0	0	0	3	0	0	0	0	0	49.0 -		0	0.0	0	0.0	0.0	0.0
0145	5	1	4	0	0	0	0	0	0	0	0	0	0	0	0	2	0	0	0	0	0	45.6 -		0	0.0	0	0.0	0.0	0.0
0200	3	0	3	0	0	0	0	0	0	0	0	0	0	0	0	0	0	0	0	0	0	53.0 -		1	33.3	0	0.0	0.0	0.0
0215	2	0	2	1	0	0	0	0	0	0	0	0	0	0	0	0	0	0	0	0	0	49.1 -		0	0.0	0	0.0	0.0	0.0
0230	2	0	1	1	0	0	0	0	0	0	0	0	0	0	0	0	0	0	0	0	0	60.7 -		1	50.0	0	0.0	0.0	0.0
0245	4	3	4	0	0	0	0	0	0	0	0	0	0	1	1	0	0	0	0	0	0	50.7 -		1	25.0	0	0.0	0.0	0.0
0300	4	0	4	0	0	0	0	0	0	0	0	0	0	1	1	3	0	0	0	0	0	46.6 -		0	0.0	0	0.0	0.0	0.0
0315	4	0	3	0	0	0	0	0	0	0	0	0	0	0	0	1	0	0	0	0	0	47.8 -		0	0.0	0	0.0	0.0	0.0
0330	4	0	3	0	0	0	0	0	0	0	0	0	0	1	2	1	0	0	0	0	0	49.3 -		0	0.0	0	0.0	0.0	0.0
0345	0	0	0	0	0	0	0	0	0	0	0	0	0	0	0	0	0	0	0	0	0	-		0	0.0	0	0.0	0.0	0.0
0400	5	0	4	1	0	0	0	0	0	0	0	0	0	1	1	2	0	0	0	0	0	51.2 -		0	0.0	0	0.0	0.0	0.0
0415	3	3	3	0	0	0	0	0	0	0	0	0	0	1	1	1	0	0	0	0	0	50.0 -		1	33.3	0	0.0	0.0	0.0
0430	3	0	2	1	0	0	0	0	0	0	0	0	0	1	1	2	0	0	0	0	0	44.8 -		0	0.0	0	0.0	0.0	0.0
0445	5	0	5	0	0	0	0	0	0	0	0	0	0	1	1	4	0	0	0	0	0	52.6 -		0	0.0	0	0.0	0.0	0.0
0500	11	0	10	1	0	0	0	0	0	0	0	0	0	0	0	7	0	0	0	0	0	51.5	54.0	0	0.0	0	0.0	0.0	0.0
0515	19	0	15	4	0	0	0	0	0	0	0	0	0	0	0	9	0	0	0	0	0	49.7	56.7	0	0.0	0	0.0	0.0	0.0
0530	16	0	15	0	1	0	0	0	0	0	0	0	0	1	1	5	0	0	0	0	0	49.4	56.9	1	6.3	0	0.0	0.0	0.0
0545	12	0	9	3	0	0	0	0	0	0	0	0	0	1	1	7	0	0	0	0	0	52.8	62.3	2	16.7	0	0.0	0.0	0.0
0600	36	0	26	7	3	0	0	0	0	0	0	0	0	2	2	7	1	0	0	0	0	51.2	57.2	4	11.1	1	2.8	0.0	0.0
0615	53	0	40	8	4	1	0	0	0	0	0	0	0	2	3	9	6	0	0	0	0	46.5	53.1	2	3.8	0	0.0	0.0	0.0
0630	82	0	64	12	2	4	0	0	0	0	0	0	0	3	4	11	13	0	0	0	0	46.6	53.7	1	1.2	0	0.0	0.0	0.0
0645	108	1	88	16	0	3	0	0	0	0	0	0	0	3	4	13	20	0	0	0	0	46.6	53.0	4	3.7	0	0.0	0.0	0.0
0700	124	0	99	19	2	4	0	0	0	0	0	0	0	3	4	21	27	0	0	0	0	46.7	51.8	0	0.0	0	0.0	0.0	0.0
0715	127	1	102	19	2	3	0	0	0	0	0	0	0	7	9	23	27	0	0	0	0	47.2	51.9	1	0.8	0	0.0	0.0	0.0
0730	165	1	139	18	4	3	0	0	0	0	0	0	0	11	16	34	35	0	0	0	0	42.6	47.8	0	0.0	0	0.0	0.0	0.0
0745	166	0	139	25	2	0	0	0	0	0	0	0	0	16	22	54	51	0	0	0	0	46.0	50.5	0	0.0	0	0.0	0.0	0.0
0800	153	0	126	18	3	6	0	0	0	0	0	0	0	22	29	57	58	0	0	0	0	45.1	49.6	1	0.7	0	0.0	0.0	0.0
0815	173	0	146	22	2	3	0	0	0	0	0	0	0	15	21	50	54	0	0	0	0	45.6	51.2	0	0.0	0	0.0	0.0	0.0
0830	165	0	138	21	3	3	0	0	0	0	0	0	0	15	19	60	70	0	0	0	0	45.3	49.4	0	0.0	0	0.0	0.0	0.0
0845	112	0	94	12	2	4	0	0	0	0	0	0	0	16	17	41	31	0	0	0	0	44.0	50.1	0	0.0	0	0.0	0.0	0.0
0900	206	1	177	19	4	5	0	0	0	0	0	0	0	62	80	43	17	0	0	0	0	42.8	47.8	0	0.0	0	0.0	0.0	0.0
0915	171	1	138	24	4	3	1	0	0	0	0	0	0	42	68	42	13	0	0	0	0	43.0	47.9	1	0.6	0	0.0	0.0	0.0
0930	117	0	99	15	2	1	0	0	0	0	0	0	0	11	31	23	0	0	0	0	0	45.7	51.0	0	0.0	0	0.0	0.0	0.0
0945	127	1	105	9	6	5	1	0	0	0	0	0	0	12	55	42	16	0	0	0	0	45.7	49.8	2	1.6	0	0.0	0.0	0.0
1000	123	2	101	14	4	2	0	0	0	0	0	0	0	17	43	47	12	0	0	0	0	44.5	49.5	0	0.0	0	0.0	0.0	0.0
1015	126	3	108	9	3	2	1	0	0	0	0	0	0	7	44	51	19	0	0	0	0	45.3	50.3	2	1.6	0	0.0	0.0	0.0
1030	125	1	100	15	2	5	2	0	0	0	0	0	0	21	48	41	12	0	0	0	0	44.1	48.7	0	0.0	0	0.0	0.0	0.0
1045	135	1	113	15	4	2	0	0	0	0	0	0	0	18	38	60	18	0	0	0	0	45.6	49.9	1	0.7	0	0.0	0.0	0.0
1100	127	0	109	14	3	1	0	0	0	0	0	0	0	15	58	39	14	0	0	0	0	44.4	48.6	0	0.0	0	0.0	0.0	0.0
1115	150	2	128	13	5	2	0	0	0	0	0	0	0	16	59	52	20	0	0	0	0	44.8	49.5	0	0.0	0	0.0	0.0	0.0
1130	151	6	122	17	3	2	1	0	0	0	0	0	0	21	58	50	22	0	0	0	0	45.2	50.0	0	0.0	0	0.0	0.0	0.0
1145	122	2	99	14	4	3	0	0	0	0	0	0	0	9	39	46	28	0	0	0	0	46.9	52.6	0	0.0	0	0.0	0.0	0.0
1200	178	0	153	17	4	4	0	0	0	0	0	0	0	25	80	54	16	0	0	0	0	44.3	48.6	1	0.6	0	0.0	0.0	0.0
1215	148	0	133	8	4	3	1	0	0	0	0	0	0	21	56	40	25	0	0	0	0	45.2	50.6	1	0.5	0	0.0	0.0	0.0
1230	133	1	111	9	8	3	1	0	0	0	0	0	0	16	39	49	25	0	0	0	0	46.3	51.0	3	2.3	1	0.8	0.0	0.0
1245	137	0	113	17	3	4	0	0	0	0	0	0	0	25	44	55	10	0	0	0	0	44.5	49.1	1	0.7	0	0.0	0.0	0.0
1300	136	0	122	8	3	3	0	0	0	0	0	0	0	14	55	48	18	0	0	0	0	45.7	49.9	1	0.7	1	0.7	0.0	0.0
1315	138	0	119	15	1	2	1	0	0	0	0	0	0	25	55	38	18	0	0	0	0	44.3	49.6	0	0.0	0	0.0	0.0	0.0
1330	130	0	105	19	5	1	0	0	0	0	0	0	0	18	54	35	17	0	0	0	0	45.2	51.1	4	3.1	1	0.8	0.0	0.0
1345	153	0	142	8	2	1	0	0	0	0	0	0	0	19	49	59	22	0	0	0	0	45.5	50.1	2	1.3	0	0.0	0.0	0.0
1400	137	1	120	14	1	1	0	0	0	0	0	0	0	12	43	53	21	0	0	0	0	46.0	50.9	3	2.2	1	0.7	0.0	0.0
1415	168	1	155	10	1	1	0	0	0	0	0	0	0	26	63	58	20	0	0	0	0	44.6	49.1	0	0.0	0	0.0	0.0	0.0
1430	170	0	149	14	1	5	1	0	0	0	0	0	0	3	28	62	57	19	0	0	0	44.7	49.2	1	0.6	0	0.0	0.0	0.0
1445	184	2	161	17	3	1	0	0	0	0	0	0	0	20	64	71	26	0	0	0	0	45.3	49.9	0	0.0	0	0.0	0.0	0.0
1500	177	2	151	17	3	4	0	0	0	0	0	0	0	23	88	42	23	1	0	0	0	44.5	49.7	1	0.6	0	0.0	0.0	0.0
1515	288	1	249	28	8	1	1	0	0	0	0	0	0	9	111	109	51	5	1	0	0	41.3	45.8	0	0.3	0	0.0	0.0	0.0
1530	152	8	134	9	0	1	1	0	0	0	0	0	0	28	63	32	13	0	0	0	0	41.1	48.4	0	0.0	0	0.0	0.0	0.0
1545	192	0	169	19	2	1	1	0	0	0	0	0	0	16	88	58	27	0	0	0	0	45.6	50.6	3	1.6	0	0.0	0.0	0.0
1600	168	2	147	16	3	0	0	0	0	0	0	0	0	15	82	41	30	0	0	0	0	45.3	51.0	0	0.0	0	0.0	0.0	0.0
1615	210	0	175	25	7	2	1	0	0	0	0	0	0	24	85	69	31	0	0	0	0	45.3	50.2	1	0.5	0	0.0	0.0	0.0
1630	199	3	183	11	1	0	0	0	0	0	0	0	0	15	98	54	29	2	0	0	1	45.5	50.3	3	1.5	0	0.0	0.0	0.0
1645	198	2	174	21	1	0	0	0	0	0	0	0	0	22	64	68	39	1	0	0	0	46.0	51.2	1	0.5	0	0.0	0.0	0.0
1700	197	0	186	9	1	0	0	0	0	0	0	0	0	7	45	94	44	7	0	0	0	47.9	52.4	7	3.6	0	0.0	0.0	0.0
1715	211	1	192	15	1	1	1	0	0	0	0	0	0	2	11	77	49	1	0	0	0	46.5	51.2	1	0.5	0	0.0	0.0	0.0
1730	175	0	158	14	2	1	0	0	0	0	0	0	0	17	44	60	51	2	0	0	0	47.2	53.4	2	1.1	0	0.0	0.0	0.0
1745	188	1	175	9	3	0	0	0	0	0	0	0	0	6	66	82	33	0	0	0	1	46.6	50.6	1	0.5	1	0.5	0.0	0.0
1800	172	1	160	10	0	0	1	0	0	0	0	0	0	3	45	68	49	6	1	0	0	48.6	54.3	7	4.1	3	1.7	0.0	0.0
1815	167	1	157	8	1	0	0	0	0	0	0	0	0	4	23	64	53	1	1	0	0	46.9	53.0	2	1.2	1	0.6	0.0	0.0
1830	141	1	135	2	1	2	0	0	0	0	0	0	0	1	10	36	55	35	4	0	0	47.5	53.0	4	2.8	1	0.7	0.0	0.0
1845	133	1	127	4	0	1	0	0	0	0	0	0	0	1	50	54	25	2	0	0	1	47.3	52.5	3	2.3	1	0.8	0.0	0.0
1900	90	0	87	3	0	0	0	0	0	0	0	0	0	3	17	46	22	2	0	0	0	47.7	51.9	2	2.2	0	0.0	0.0	0.0
1915	129	3	124	2	0	0	0	0	0	0	0	0	0	7	23	52	43	3	0	0	0	48.6	54.7	3	2.3	0	0.0	0.0	0.0
1930	97	1	92	4	0	0	0	0	0	0	0	0	0	2	9	38	45	2	1	0	0	50.4	54.9	3	3.1	1	1.0	0.0	0.0
1945	93	0	82	10	1	0	0	0	0	0	0	0	0	5	13	34	40	31	4	0	0	48.7	54.2	4	4.3	0	0.0	0.0	0.0
2000	97	0	91	4	0	2	0	0	0	0	0	0	0	2	15	34	24	20	0	0	0	44.6	51.2	0	0.0	0	0.0	0.0	0.0
2015	98	0	91	3	1	3	0	0	0	0	0	0	0	0	5	26	44	22	0	0	0	47.4	53.0	1	1.0	1	1.0	0.0	0.0
2030	68	1	63	3	0	0	0	0	0	0	0	0	0	4	23	20	18	2	0	0	0	47.8	53.5	3	4.4	1	1.5	0.0	0.0
2045	56	0	54	2	0	0	0	0	0	0	0	0	0	2	6	27	20	1	0	0	0	48.9	54.8	1	1.8	0	0.0	0.0	0.0
2100	81	0	75	6	0	0	0	0	0	0	0	0	0	14	18	16	4	0	0	0	0	47.3	56.2	4	4.9	0	0.0	0.0	0.0
2115	61	1	58	2	1	0	0	0	0	0	0	0	0	5	18	16	10	0	0	0	0	47.6	53.2	4	6.6	1	1.6	0.0	0.0
2130	55	1	52	0	1	1	0	0	0	0	0	0	0	11	13	16	11	3	0	0	0	46.0	52.2	3	5.5	0	0.0	0.0	0.0
2145	34	0	43	2	0	0	0	0	0	0	0	0	0	2	6	10	13	0	0	0	0	48.3	56.5	1	2.9	0	0.0	0.0	0.0
2200	45	0	43	2	0	0	0	0	0	0	0	0	0	1	5	16	17	2	0	0	0	48.8	54.3	2	4.4	0	0.0	0.0	0.0
2215	27	1	26	1	0	0	0	0	0	0	0	0	0	1	1	11	9	1	0	0	0	49.8	56.6	3	11.1	3	11.1	0.0	0.0
2230	29	2	26	1	0	0	0	0	0	0	0	0	0	1	2	8	10	5	1	0	0	52.7	62.1	6	20.7	1	3.4	0.0	0.0
2245	22	0	20	2	0	0	0	0	0	0	0	0	0	1	3	5	10	2	1	0	0	50.9	59.7	3	13.6	1	4.5	1.1	3.4
2300	24	0	22	1	0	0	0	0	0	0	0	0	0	3	2	6	10	0	0	0	1	52.3	60.0	3	12.5	1	4.2	1.1	4.5
2315	17	0	15	1	0	0	0	0	0	0	0	0	0	2	5	7	3	0	0	0	0	47.0	54.4	0	0.0	0	0.0	0.0	0.0
2330	13	0	11	0	0	0	0	0	0	0	0	0	0	2	1	6	4	0	0	0	0	48.4	57.5	0	0.0	0	0.0	0.0	0.0
2345	11	0	11	0	0	0	0	0	0	0	0	0	0	0	3	3	5	0	0	0	0	48.8	53.8	0	0.0	0	0.0	0.0	0.0
07-19	7645	51	6637	705	134	104	14	9	1	1	3	1	1	7	96	981	2765	2539	1179	55	6	2	1	45.2	50.3	64	0.8	12	0.2	4	0.1
06-22	8883	59	7754	789	148	119	14	9	1	1	3	2	9	9	104	1106	3028	2974	1543	90	11	2	1	45.6	50.9	104	1.2	18	0.2	6	0.1
06-00	9071	62	7925	800	148	122	14	9	1	1	4	2	9	9	106	1124	3052	3032	1611	102	14	3	2	45.7	51.1	121	1.3	24	0.3	9	0.1
00-00	9233	65	8061	816	154	123	14	9	1	1	4	2	9	9	110	1129	3074	3084	1678	113	15	3	2	45.8	51.2	133	1.4	25	0.3	9	0.1

ALL VEHICLES	TOTAL
Mcycles	CLASS 1
Cars, taxis, 4WD	CLASS 2
LGV	CLASS 3
OGV1	CLASS 4
OGV2	CLASS 5
PSV	CLASS 6
	TIME
0 - 10 mph	0-10mph
10 - 15 mph	10-15mph
15 - 20 mph	15-20mph
20 - 25 mph	20-25mph
25 - 30 mph	25-30mph
30 - 35 mph	30-35mph
35 - 40 mph	35-40mph
40 - 45 mph	40-45mph
45 - 50 mph	45-50mph
50 - 60 mph	50-60mph
60 - 70 mph	60-70mph
70 - 80 mph	70-80mph
80 - 90 mph	80-90mph
90 - 100 mph	90mph+
AVG SPD	AVG SPD
85%ile	85%ile
> 60mph	PSL SPEEDING
% > 60mph	PSL% SPEEDING
	ACPO SPEEDING
	ACPO% SPEEDING
	DfT SPEEDING
	DfT% SPEEDING

DIR 2

PROJECT 35202 Ashford, Kent
SITE 35202-003
LOCATION GREAT CHART BYPASS
DIRECTION **SOUTHBOUND ↓**
PSL 60mph

Wed 03 May

DAY 2	Total 1	Cls 2	Cls 3	Cls 4	Cls 5	Cls 6	Fix1	Time I–	Vbin 0 10	Vbin 10 15	Vbin 15 20	Vbin 20 25	Vbin 25 30	Vbin 30 35	Vbin 35 40	Vbin 40 45	Vbin 45 50	Vbin 50 60	Vbin 60 70	Vbin 70 80	Vbin 80 90	Vbin 90 100	Mean 85	Vcrp 60	jPSL 60	jPSL% 60	ACPO 63	ACPO% 63	DfT 74	DfT% 74
0000	9	0	8	0	0	0		0000	0	0	0	0	0	0	0	0	0	0	0	0	0	0	48.5 -	0	0.0	0.0	0	0.0	0	0.0
0015	14	0	13	1	0	0		0015	0	0	0	0	0	0	0	0	0	0	0	0	0	0	54.0	69.3	21.4	0.0	2	14.3	0	0.0
0030	8	0	8	0	0	0		0030	0	0	0	0	0	0	0	0	0	0	0	0	0	0	50.5 -	1	12.5	0.0	0	0.0	0	0.0
0045	6	1	5	0	0	0		0045	0	0	0	0	0	0	0	0	0	0	0	0	0	0	52.1 -	0	0.0	0.0	0	0.0	0	0.0
0100	2	0	2	0	0	0		0100	0	0	0	0	0	0	0	0	0	0	0	0	0	0	48.0 -	0	0.0	0.0	0	0.0	0	0.0
0115	6	0	5	1	0	0		0115	0	0	0	0	0	0	0	0	0	0	0	0	0	0	44.8 -	0	0.0	0.0	0	0.0	0	0.0
0130	4	0	3	1	0	0		0130	0	0	0	0	0	0	0	0	0	0	0	0	0	0	57.9 -	0	25.0	1.0	1	25.0	1	25.0
0145	2	0	2	0	0	0		0145	0	0	0	0	0	0	0	0	0	0	0	0	0	0	44.6 -	0	0.0	0.0	0	0.0	0	0.0
0200	3	0	3	0	0	0		0200	0	0	0	0	0	0	0	0	0	0	0	0	0	0	48.1 -	0	0.0	0.0	0	0.0	0	0.0
0215	4	0	4	0	0	0		0215	0	0	0	0	0	0	0	0	0	0	0	0	0	0	44.7 -	0	0.0	0.0	0	0.0	0	0.0
0230	3	0	1	1	0	0		0230	0	0	0	0	0	0	0	0	0	0	0	0	0	0	54.2 -	0	0.0	0.0	0	0.0	0	0.0
0245	3	0	2	1	0	0		0245	0	0	0	0	0	0	0	0	0	0	0	0	0	0	54.6 -	0	0.0	0.0	0	0.0	0	0.0
0300	1	0	1	0	0	0		0300	0	0	0	0	0	0	0	0	0	0	0	0	0	0	38.9 -	0	0.0	0.0	0	0.0	0	0.0
0315	3	0	2	1	0	0		0315	0	0	0	0	0	0	0	0	0	0	0	0	0	0	49.2 -	0	0.0	0.0	0	0.0	0	0.0
0330	2	0	2	0	0	0		0330	0	0	0	0	0	0	0	0	0	0	0	0	0	0	47.3 -	0	0.0	0.0	0	0.0	0	0.0
0345	3	0	2	0	0	0		0345	0	0	0	0	0	0	0	0	0	0	0	0	0	0	53.1 -	0	0.0	0.0	0	0.0	0	0.0
0400	4	0	3	1	0	0		0400	0	0	0	0	0	0	0	0	0	0	0	0	0	0	50.6 -	0	0.0	0.0	0	0.0	0	0.0
0415	4	0	3	1	0	0		0415	0	0	0	0	0	0	0	0	0	0	0	0	0	0	54.6 -	0	0.0	0.0	0	0.0	0	0.0
0430	5	0	4	1	0	0		0430	0	0	0	0	0	0	0	0	0	0	0	0	0	0	48.9 -	0	0.0	0.0	0	0.0	0	0.0
0445	6	0	5	1	0	0		0445	0	0	0	0	0	0	0	0	0	0	0	0	0	0	46.3 -	0	0.0	0.0	0	0.0	0	0.0
0500	8	0	5	2	1	0		0500	0	0	0	0	0	0	0	0	0	0	0	0	0	0	53.4 -	0	12.5	0.0	0	0.0	0	0.0
0515	16	0	11	3	2	0		0515	0	0	0	0	0	0	0	0	0	0	0	0	0	0	47.6	53.3	0.0	0.0	0	0.0	0	0.0
0530	14	0	11	2	1	0		0530	0	0	0	0	0	0	0	0	0	0	0	0	0	0	54.4	61.6	21.4	0.0	3	21.4	0	0.0
0545	21	0	27	4	1	0		0545	0	0	0	0	0	0	0	0	0	0	0	0	0	0	49.6	54.1	0.0	0.0	0	0.0	0	0.0
0600	32	0	27	4	1	0		0600	0	0	0	0	0	0	0	0	0	0	0	0	0	0	49.4	58.0	9.4	0.0	3	9.4	0	0.0
0615	53	0	43	8	2	0		0615	0	0	0	0	0	0	0	0	0	0	0	0	0	0	47.6	54.2	5.7	0.0	3	5.7	0	0.0
0630	68	0	57	8	2	0		0630	0	0	0	0	0	0	0	0	0	0	0	0	0	0	48.9	53.2	2.9	0.0	1	1.5	0	0.0
0645	109	2	93	10	2	0		0645	0	0	0	0	0	0	0	0	0	0	0	0	0	0	46.5	52.3	1.8	0.0	2	1.8	0	0.0
0700	135	0	114	15	5	1		0700	0	0	0	0	0	0	0	0	0	0	0	0	0	0	46.5	52.9	1.8	0.0	0	0.0	0	0.0
0715	164	2	135	21	1	1		0715	0	0	0	0	0	0	0	0	0	0	0	0	0	0	45.7	51.9	0.0	0.0	0	0.0	0	0.0
0730	155	1	133	15	3	0		0730	0	0	0	0	0	0	0	0	0	0	0	0	0	0	45.4	51.9	3.0	0.0	1	0.6	0	0.0
0745	169	0	141	25	2	1		0745	0	0	0	0	0	0	0	0	0	0	0	0	0	0	44.9	49.2	1.9	0.0	1	0.6	0	0.0
0800	191	0	168	17	3	2		0800	0	0	0	0	0	0	0	0	0	0	0	0	0	0	45.0	49.3	0.0	0.0	0	0.0	0	0.0
0815	180	1	152	21	4	1		0815	0	0	0	0	0	0	0	0	0	0	0	0	0	0	45.5	50.3	0.0	0.0	0	0.0	0	0.0
0830	159	1	136	16	2	3		0830	0	0	0	0	0	0	0	0	0	0	0	0	0	0	44.7	49.4	1.9	0.0	3	1.9	0	0.0
0845	127	0	109	12	6	1		0845	0	0	0	0	0	0	0	0	0	0	0	0	0	0	46.3	51.2	0.0	0.0	0	0.0	0	0.0
0900	220	0	204	13	3	0		0900	0	0	0	0	0	0	0	0	0	0	0	0	0	0	42.1	47.0	0.0	0.0	0	0.0	0	0.0
0915	144	0	120	15	7	2		0915	0	0	0	0	0	0	0	0	0	0	0	0	0	0	39.5	46.2	0.0	0.0	0	0.0	0	0.0
0930	151	2	127	17	2	2		0930	0	0	0	0	0	0	0	0	0	0	0	0	0	0	45.0	50.3	0.0	0.0	2	1.3	0	0.0
0945	131	1	108	15	3	1		0945	0	0	0	0	0	0	0	0	0	0	0	0	0	0	44.8	49.8	1.5	0.0	2	1.5	0	0.0
1000	135	2	116	12	4	1		1000	0	0	0	0	0	0	0	0	0	0	0	0	0	0	46.2	51.2	0.7	0.0	0	0.0	0	0.0
1015	125	1	103	11	8	2		1015	0	0	0	0	0	0	0	0	0	0	0	0	0	0	46.0	51.5	0.8	0.0	1	0.8	0	0.0
1030	142	2	123	11	3	2		1030	0	0	0	0	0	0	0	0	0	0	0	0	0	0	43.4	48.2	0.0	0.0	0	0.0	0	0.0
1045	145	3	125	12	3	2		1045	0	0	0	0	0	0	0	0	0	0	0	0	0	0	44.2	49.1	0.0	0.0	0	0.0	0	0.0
1100	148	2	124	18	2	0		1100	0	0	0	0	0	0	0	0	0	0	0	0	0	0	46.4	50.7	0.0	0.0	0	0.0	0	0.0
1115	156	1	132	17	5	1		1115	0	0	0	0	0	0	0	0	0	0	0	0	0	0	44.3	49.7	0.6	0.0	0	0.0	0	0.0
1130	133	1	111	14	3	1		1130	0	0	0	0	0	0	0	0	0	0	0	0	0	0	44.8	50.3	1.5	0.0	2	1.5	0	0.0
1145	146	2	122	14	5	1		1145	0	0	0	0	0	0	0	0	0	0	0	0	0	0	45.0	50.3	2.1	0.0	3	2.1	0	0.0
1200	134	1	118	12	3	0		1200	0	0	0	0	0	0	0	0	0	0	0	0	0	0	46.0	50.0	0.0	0.0	0	0.0	0	0.0
1215	122	1	104	10	5	2		1215	0	0	0	0	0	0	0	0	0	0	0	0	0	0	46.6	52.2	0.8	0.0	1	0.8	0	0.0
1230	166	0	139	18	5	3		1230	0	0	0	0	0	0	0	0	0	0	0	0	0	0	45.1	50.0	0.0	0.0	0	0.0	0	0.0
1245	130	1	111	14	2	0		1245	0	0	0	0	0	0	0	0	0	0	0	0	0	0	45.2	49.8	0.0	0.0	0	0.0	0	0.0
1300	146	0	123	17	3	3		1300	0	0	0	0	0	0	0	0	0	0	0	0	0	0	44.9	50.1	0.0	0.0	0	0.0	0	0.0
1315	150	1	133	8	2	0		1315	0	0	0	0	0	0	0	0	0	0	0	0	0	0	45.1	49.7	0.7	0.0	1	0.7	0	0.0
1330	137	0	118	12	3	1		1330	0	0	0	0	0	0	0	0	0	0	0	0	0	0	45.5	50.8	1.5	0.0	1	1.5	0	0.0
1345	140	1	119	15	4	1		1345	0	0	0	0	0	0	0	0	0	0	0	0	0	0	46.5	50.3	0.0	0.0	0	0.0	0	0.0
1400	168	2	138	24	3	1		1400	0	0	0	0	0	0	0	0	0	0	0	0	0	0	43.0	48.6	0.0	0.0	0	0.0	0	0.0
1415	166	4	149	7	5	1		1415	0	0	0	0	0	0	0	0	0	0	0	0	0	0	41.2	48.3	0.0	0.0	0	0.0	0	0.0
1430	191	3	167	14	3	3		1430	0	0	0	0	0	0	0	0	0	0	0	0	0	0	45.4	50.1	1.6	0.0	3	1.6	0	0.0
1445	176	2	152	16	3	3		1445	0	0	0	0	0	0	0	0	0	0	0	0	0	0	45.2	50.5	0.0	0.0	0	0.0	0	0.0
1500	218	5	194	13	2	4		1500	0	0	0	0	0	0	0	0	0	0	0	0	0	0	44.4	49.6	0.9	0.0	2	0.9	0	0.0
1515	273	0	242	26	5	0		1515	0	0	0	0	0	0	0	0	0	0	0	0	0	0	39.8	43.5	0.5	0.0	1	0.5	0	0.0
1530	151	4	134	8	3	1		1530	0	0	0	0	0	0	0	0	0	0	0	0	0	0	37.0	44.1	0.0	0.0	0	0.0	0	0.0
1545	170	1	154	12	2	1		1545	0	0	0	0	0	0	0	0	0	0	0	0	0	0	40.7	47.1	0.6	0.0	1	0.6	0	0.0
1600	174	0	157	11	4	2		1600	0	0	0	0	0	0	0	0	0	0	0	0	0	0	46.5	51.2	0.6	0.0	1	0.6	0	0.0
1615	200	0	171	23	4	1		1615	0	0	0	0	0	0	0	0	0	0	0	0	0	0	44.9	49.5	0.5	0.0	1	0.5	0	0.0
1630	209	2	187	17	1	2		1630	0	0	0	0	0	0	0	0	0	0	0	0	0	0	46.4	50.9	0.5	0.0	1	0.5	0	0.0
1645	219	1	198	13	4	3		1645	0	0	0	0	0	0	0	0	0	0	0	0	0	0	46.0	50.1	0.0	0.0	0	0.0	0	0.0
1700	214	1	201	12	0	0		1700	0	0	0	0	0	0	0	0	0	0	0	0	0	0	46.6	51.0	1.4	0.0	3	1.4	0	0.0
1715	191	0	179	11	1	0		1715	0	0	0	0	0	0	0	0	0	0	0	0	0	0	44.8	49.9	0.0	0.0	2	1.0	0	0.0
1730	183	2	163	15	3	0		1730	0	0	0	0	0	0	0	0	0	0	0	0	0	0	47.4	52.1	0.5	0.0	1	0.5	0	0.0
1745	151	5	130	15	1	0		1745	0	0	0	0	0	0	0	0	0	0	0	0	0	0	47.9	52.4	0.0	0.0	1	0.0	0	0.0
1800	196	1	184	9	1	1		1800	0	0	0	0	0	0	0	0	0	0	0	0	0	0	46.9	52.0	1.0	0.0	2	1.0	0	0.0
1815	131	2	121	5	2	1		1815	0	0	0	0	0	0	0	0	0	0	0	0	0	0	47.3	52.1	1.5	0.0	2	1.5	0	0.0
1830	121	3	111	5	1	0		1830	0	0	0	0	0	0	0	0	0	0	0	0	0	0	49.1	53.4	4.1	0.0	5	4.1	0	0.0
1845	116	2	100	12	1	0		1845	0	0	0	0	0	0	0	0	0	0	0	0	0	0	47.9	53.4	3.4	0.0	4	3.4	0	0.0
1900	112	2	106	3	1	0		1900	0	0	0	0	0	0	0	0	0	0	0	0	0	0	47.3	53.9	2.7	0.0	3	2.7	0	0.0
1915	149	0	137	8	1	0		1915	0	0	1	0	0	0	0	0	0	0	0	0	0	0	46.3	52.8	0.7	0.0	1	0.7	0	0.0
1930	111	0	104	6	1	0		1930	0	0	2	0	0	0	0	0	0	0	0	0	0	0	48.8	53.0	3.6	0.0	4	3.6	0	0.0
1945	93	0	89	4	0	0		1945	0	0	1	0	0	0	0	0	0	0	0	0	0	0	47.6	54.3	1.1	0.0	1	1.1	0	0.0
2000	92	0	86	6	0	0		2000	0	0	0	0	0	0	0	0	0	0	0	0	0	0	49.0	54.9	6.5	0.0	6	6.5	0	0.0
2015	76	0	74	2	0	0		2015	0	0	0	0	0	0	0	0	0	0	0	0	0	0	48.6	53.1	3.9	0.0	3	3.9	0	0.0
2030	71	0	70	1	0	0		2030	0	0	0	0	0	0	0	0	0	0	0	0	0	0	47.6	53.1	4.2	0.0	3	4.2	0	0.0
2045	79	1	73	4	1	0		2045	0	0	0	0	0	0	0	0	0	0	0	0	0	0	47.4	52.1	3.8	0.0	3	3.8	0	0.0
2100	48	0	44	3	1	0		2100	0	0	0	0	0	0	0	0	0	0	0	0	0	0	48.7	53.0	2.1	0.0	1	2.1	0	0.0
2115	50	1	47	2	0	0		2115	0	0	0	0	0	0	0	0	0	0	0	0	0	0	47.8	54.4	4.0	0.0	2	4.0	0	0.0
2130	65	0	62	3	0	0		2130	0	0	0	0	0	0	0	0	0	0	0	0	0	0	47.7	54.0	3.1	0.0	2	3.1	0	0.0
2145	49	0	45	2	0	0		2145	0	0	0	0	0	0	0	0	0	0	0	0	0	0	51.2	58.4	12.2	0.0	6	12.2	0	0.0
2200	47	0	41	0	0	0		2200	0	0	0	0	0	0	0	0	0	0	0	0	0	0	50.3	57.5	10.6	0.0	5	10.6	0	0.0
2215	42	0	41	1	0	0		2215	0	0	0	0	0	0	0	0	0	0	0	0	0	0	50.1	56.6	2.4	0.0	1	2.4	0	0.0
2230	37	0	36	1	0	0		2230	0	0	0	0	0	0	0	0	0	0	0	0	0	0	49.5	56.3	2.7	0.0	2	2.7	0	0.0
2245	32	0	31	1	0	0		2245	0	0	0	0	0	0	0	0	0	0	0	0	0	0	47.2	52.2	5.4	0.0	1	5.4	0	0.0
2300	19	0	18	1	0	0		2300	0	0	0	0	0	0	0	0	0	0	0	0	0	0	47.2	52.6	3.1	0.0	1	3.1	0	0.0
2315	15	0	14	1	0	0		2315	0	0	0	0	0	0	0	0	0	0	0	0	0	0	47.8	59.9	13.3	0.0	2	13.3	0	0.0
2330	15	1	12	0	0	0		2330	0	0	0	0	0	0	0	0	0	0	0	0	0	0	48.9	56.3	6.7	0.0	1	6.7	0	0.0
2345	15	1	14	0	0	0		2345	0	0	0	0	0	0	0	0	0	0	0	0	0	0	55.0	61.8	20.0	0.0	3	20.0	1	6.7
07-19	7799	67	6800	685	149	83	15	07-19	24	3	7	11	16	16	14	14	13	13	13	13	13	0	44.9	50.2	56	0.7	8	0.1	2	0.0
06-22	9056	73	7960	758	161	87	17	06-22	24	3	8	13	17	16	14	14	13	13	13	13	13	0	45.3	50.8	101	1.1	15	0.2	4	0.0
06-00	9278	75	8171	766	161	88	17	06-00	24	3	8	13	17	17	15	15	13	13	13	13	13	0	45.4	50.9	117	1.3	19	0.2	6	0.1
00-00	9429	76	8291	786	168	91	17	00-00	24	3	8	13	17	17	15	15	13	13	13	13	13	0	45.5	51.0	127	1.3	23	0.2	8	0.1

	DIR 2	
ALL VEHICLES	TOTAL	
Mcycles	CLASS 1	
Cars, taxis, 4WD	CLASS 2	
LGV	CLASS 3	
OGV1	CLASS 4	
OGV2	CLASS 5	
PSV	CLASS 6	
	TIME	
0 - 10 mph	0-10mph	
10 - 15 mph	10-15mph	
15 - 20 mph	15-20mph	
20 - 25 mph	20-25mph	
25 - 30 mph	25-30mph	
30 - 35 mph	30-35mph	
35 - 40 mph	35-40mph	
40 - 45 mph	40-45mph	
45 - 50 mph	45-50mph	
50 - 60 mph	50-60mph	
60 - 70 mph	60-70mph	
70 - 80 mph	70-80mph	
80 - 90 mph	80-90mph	
90 - 100 mph	90mph+	
AVG SPD	AVG SPD	
85%ile	85%ile	
> 60mph	PSL SPEEDING	
% > 60mph	PSL% SPEEDING	
	ACPO SPEEDING	
	ACPO% SPEEDING	
	DfT SPEEDING	
	DfT% SPEEDING	

DIR 2

PROJECT 35202 Ashford, Kent
SITE 35202-003
LOCATION GREAT CHART BYPASS
DIRECTION **SOUTHBOUND ↓**
PSL 60mph

Thu 04 May
DAY 3

	TOTAL	CLASS 1	CLASS 2	CLASS 3	CLASS 4	CLASS 5	CLASS 6
ALL VEHICLES	TOTAL	CLASS 1	CLASS 2	CLASS 3	CLASS 4	CLASS 5	CLASS 6
Mcycles	11	0	0	0	0	0	0
Cars, taxis, 4WD	8	8	0	0	0	0	0
LGV	3	3	0	0	0	0	0
OGV1	0	0	0	0	0	0	0
OGV2	0	0	0	0	0	0	0
PSV	0	0	0	0	0	0	0
	TIME	0-10mph	10-15mph	15-20mph	20-25mph	25-30mph	30-35mph
0000	11	0	0	0	0	0	0
0015	12	0	0	0	0	0	0
0030	6	1	0	0	0	0	0
0045	8	0	0	0	0	0	0
0100	6	1	0	0	0	0	0
0115	8	0	0	0	0	0	0
0130	3	0	0	0	0	0	0
0145	3	0	0	0	0	0	0
0200	8	0	0	0	0	0	0
0215	5	0	0	0	0	0	0
0230	4	0	0	0	0	0	0
0245	1	0	0	0	0	0	0
0300	4	0	0	0	0	0	0
0315	3	0	0	0	0	0	0
0330	5	0	0	0	0	0	0
0345	4	0	0	0	0	0	0
0400	5	0	0	0	0	0	0
0415	2	0	0	0	0	0	0
0430	3	0	0	0	0	0	0
0445	6	0	0	0	0	0	0
0500	8	1	0	0	0	0	0
0515	19	0	0	0	0	0	0
0530	15	0	0	0	0	0	0
0545	24	0	0	0	0	0	0
0600	42	0	0	0	0	0	0
0615	57	0	0	0	0	0	0
0630	69	0	0	0	0	0	0
0645	106	2	0	0	0	0	0
0700	139	0	0	0	0	0	0
0715	149	0	0	0	0	0	0
0730	187	0	0	0	0	0	0
0745	176	1	0	0	0	0	0
0800	151	0	0	0	0	0	0
0815	144	5	0	0	0	0	0
0830	140	2	0	0	0	0	0
0845	133	0	0	0	0	0	0
0900	230	1	0	0	0	0	0
0915	143	1	0	0	0	0	0
0930	125	1	0	0	0	0	0
0945	137	1	0	0	0	0	0
1000	122	0	0	0	0	0	0
1015	144	0	0	0	0	0	0
1030	145	1	0	0	0	0	0
1045	138	0	0	0	0	0	0
1100	125	1	0	0	0	0	0
1115	133	2	0	0	0	0	0
1130	124	0	0	0	0	0	0
1145	124	2	0	0	0	0	0
1200	132	1	0	0	0	0	0
1215	152	1	0	0	0	0	0
1230	137	3	0	0	0	0	0
1245	145	1	0	0	0	0	0
1300	142	0	0	0	0	0	0
1315	151	0	0	0	0	0	0
1330	132	3	0	0	0	0	0
1345	154	1	0	0	0	0	0
1400	146	0	0	0	0	0	0
1415	168	0	0	0	0	0	0
1430	178	1	0	0	0	0	0
1445	172	0	0	0	0	0	0
1500	202	0	0	0	0	0	0
1515	276	2	0	0	0	0	0
1530	182	1	0	0	0	0	0
1545	168	1	0	0	0	0	0
1600	190	2	0	0	0	0	0
1615	190	1	0	0	0	0	0
1630	191	4	0	0	0	0	0
1645	187	3	0	0	0	0	0
1700	163	5	0	0	0	0	0
1715	123	6	0	0	0	0	0
1730	160	5	0	0	0	0	0
1745	158	1	0	0	0	0	0
1800	157	1	0	0	0	0	0
1815	146	2	0	0	0	0	0
1830	130	2	0	0	0	0	0
1845	150	1	0	0	0	0	0
1900	120	1	0	0	0	0	0
1915	112	1	0	0	0	0	0
1930	121	0	0	0	0	0	0
1945	106	1	0	0	0	0	0
2000	103	2	0	0	0	0	0
2015	88	0	0	0	0	0	0
2030	73	0	0	0	0	0	0
2045	79	0	0	0	0	0	0
2100	61	1	0	0	0	0	0
2115	67	1	0	0	0	0	0
2130	57	0	0	0	0	0	0
2145	72	0	0	0	0	0	0
2200	54	0	0	0	0	0	0
2215	62	0	0	0	0	0	0
2230	44	0	0	0	0	0	0
2245	43	1	0	0	0	0	0
2300	22	0	0	0	0	0	0
2315	21	0	0	0	0	0	0
2330	14	0	0	0	0	0	0
2345	13	0	0	0	0	0	0
07-19	7511	73	6493	668	159	101	17
06-22	8844	82	7700	760	169	115	18
06-00	9117	83	7961	770	170	115	18
00-00	9290	86	8105	790	175	116	18

TIME	40-45mph	45-50mph	50-60mph	60-70mph	70-80mph	80-90mph	90mph+	AVG SPD	85%ile	PSL SPEEDING	PSL% SPEEDING	ACPO SPEEDING	ACPO% SPEEDING	DfT SPEEDING	DfT% SPEEDING
	35 - 40 mph	40 - 45 mph	45 - 50 mph	50 - 60 mph	60 - 70 mph	70 - 80 mph	80 - 90 mph	90 - 100 mph	AVG SPD	85%ile	> 60mph	% > 60mph			
0000	0	0	0	0	0	0	0	0	48.9	56.0	1	9.1	0.0	0.0	0.0
0015	0	0	0	0	0	0	0	0	50.0	57.3	0	0.0	0.0	0.0	0.0
0030	0	0	0	0	0	0	0	0	44.5		0	0.0	0.0	0.0	0.0
0045	0	0	0	0	0	0	0	0	53.6		1	12.5	0.0	0.0	0.0
0100	0	0	0	0	0	0	0	0	55.5		2	33.3	1	16.7	16.7
0115	0	0	0	0	0	0	0	0	49.7		1	12.5	0	0.0	0.0
0130	0	0	0	0	0	0	0	0	58.9		2	66.7	0	0.0	0.0
0145	0	0	0	0	0	0	0	0	46.3		0	0.0	0	0.0	0.0
0200	0	0	0	0	0	0	0	0	53.8		1	12.5	0	0.0	0.0
0215	0	0	0	0	0	0	0	0	51.0		0	0.0	0	0.0	0.0
0230	0	0	0	0	0	0	0	0	43.5		0	0.0	0	0.0	0.0
0245	0	0	0	0	0	0	0	0	56.9		0	0.0	0	0.0	0.0
0300	0	0	0	0	0	0	0	0	46.2		0	0.0	0	0.0	0.0
0315	0	0	0	0	0	0	0	0	53.3		1	33.3	0	0.0	0.0
0330	0	0	0	0	0	0	0	0	51.0		0	0.0	0	0.0	0.0
0345	0	0	0	0	0	0	0	0	54.1		1	25.0	0	0.0	0.0
0400	0	0	0	0	0	0	0	0	53.3		0	0.0	0	0.0	0.0
0415	0	0	0	0	0	0	0	0	50.9		1	50.0	0	0.0	0.0
0430	0	0	0	0	0	0	0	0	45.9		0	0.0	0	0.0	0.0
0445	0	0	0	0	0	0	0	0	55.5		0	0.0	0	0.0	0.0
0500	0	0	0	0	0	0	0	0	50.4		1	16.7	0	0.0	0.0
0515	0	0	0	0	0	0	0	0	50.8		1	12.5	0	0.0	0.0
0530	0	0	0	0	0	0	0	0	49.0		1	6.7	0	0.0	0.0
0545	0	0	0	0	0	0	0	0	49.3		1	4.2	0	0.0	0.0
0600	0	0	0	0	0	0	0	0	50.8		1	2.4	0	0.0	0.0
0615	0	0	0	0	0	0	0	0	46.7		0	0.0	0	0.0	0.0
0630	0	0	0	0	0	0	0	0	47.8		0	4.3	0	0.0	0.0
0645	0	0	0	0	0	0	0	0	47.9		0	0.0	0	0.0	0.0
0700	0	0	0	0	0	0	0	0	44.3		1	0.7	0	0.0	0.0
0715	0	0	0	0	0	0	0	0	45.5		0	0.0	0	0.0	0.0
0730	0	0	0	0	0	0	0	0	44.7		0	0.0	0	0.0	0.0
0745	0	0	0	0	0	0	0	0	44.4		2	1.1	0	0.0	0.0
0800	0	0	0	0	0	0	0	0	44.8		2	1.3	0	0.0	0.0
0815	0	0	0	0	0	0	0	0	37.3		0	0.0	0	0.0	0.0
0830	0	0	0	0	0	0	0	0	41.6		0	0.0	0	0.0	0.0
0845	0	0	0	0	0	0	0	0	46.1		2	1.5	0	0.0	0.0
0900	0	0	0	0	0	0	0	0	44.5		0	0.0	0	0.0	0.0
0915	0	0	0	0	0	0	0	0	44.4		1	0.7	0	0.0	0.0
0930	0	0	0	0	0	0	0	0	45.0		0	0.0	0	0.0	0.0
0945	0	0	0	0	0	0	0	0	44.8		3	2.2	0	0.0	0.0
1000	0	0	0	0	0	0	0	0	45.8		1	0.7	0	0.0	0.0
1015	0	0	0	0	0	0	0	0	44.8		3	2.1	0	0.0	0.0
1030	0	0	0	0	0	0	0	0	43.9		1	0.7	0	0.0	0.0
1045	0	0	0	0	0	0	0	0	43.8		1	0.7	0	0.0	0.0
1100	0	0	0	0	0	0	0	0	44.4		0	0.0	0	0.0	0.0
1115	0	0	0	0	0	0	0	0	45.3		1	0.8	0	0.0	0.0
1130	0	0	0	0	0	0	0	0	45.9		1	0.8	0	0.0	0.0
1145	0	0	0	0	0	0	0	0	45.7		1	0.8	0	0.0	0.0
1200	0	0	0	0	0	0	0	0	45.0		2	1.5	0	0.0	0.0
1215	0	0	0	0	0	0	0	0	45.1		0	0.0	0	0.0	0.0
1230	0	0	0	0	0	0	0	0	44.3		1	0.7	0	0.0	0.0
1245	0	0	0	0	0	0	0	0	45.8		0	0.0	0	0.0	0.0
1300	0	0	0	0	0	0	0	0	46.0		1	0.7	0	0.0	0.0
1315	0	0	0	0	0	0	0	0	45.5		3	2.0	0	0.0	0.0
1330	0	0	0	0	0	0	0	0	45.3		1	0.8	0	0.0	0.0
1345	0	0	0	0	0	0	0	0	43.9		0	0.0	0	0.0	0.0
1400	0	0	0	0	0	0	0	0	45.1		0	0.0	0	0.0	0.0
1415	0	0	0	0	0	0	0	0	44.9		1	0.6	0	0.0	0.0
1430	0	0	0	0	0	0	0	0	44.5		0	0.0	0	0.0	0.0
1445	0	0	0	0	0	0	0	0	45.1		0	0.0	0	0.0	0.0
1500	0	0	0	0	0	0	0	0	43.5		0	0.0	0	0.0	0.0
1515	0	0	0	0	0	0	0	0	41.9		0	0.0	0	0.0	0.0
1530	0	0	0	0	0	0	0	0	42.6		2	1.1	1	0.5	0.5
1545	0	0	0	0	0	0	0	0	45.2		0	0.0	0	0.0	0.0
1600	0	0	0	0	0	0	0	0	45.0		1	0.5	0	0.0	0.0
1615	0	0	0	0	0	0	0	0	44.3		3	1.6	0	0.0	0.0
1630	0	0	0	0	0	0	0	0	46.5		1	0.5	0	0.0	0.0
1645	0	0	0	0	0	0	0	0	43.8		1	0.5	0	0.0	0.0
1700	0	0	0	0	0	0	0	0	44.5		1	0.6	1	0.6	0.6
1715	0	0	0	0	0	0	0	0	40.9		0	0.0	0	0.0	0.0
1730	0	0	0	0	0	0	0	0	38.7		1	0.6	0	0.0	0.0
1745	0	0	0	0	0	0	0	0	45.5		3	1.9	0	0.0	0.0
1800	0	0	0	0	0	0	0	0	47.0		2	1.3	0	0.0	0.0
1815	0	0	0	0	0	0	0	0	47.4		1	0.7	0	0.0	0.0
1830	0	0	0	0	0	0	0	0	47.7		5	3.8	0	0.0	0.0
1845	0	0	0	0	0	0	0	0	47.0		4	2.7	0	0.0	0.0
1900	0	0	0	0	0	0	0	0	47.4		3	2.5	0	0.0	0.0
1915	0	0	0	0	0	0	0	0	46.6		4	3.6	1	0.9	0.9
1930	0	0	0	0	0	0	0	0	46.7		5	4.1	0	0.0	0.0
1945	0	0	0	0	0	0	0	0	46.6		2	1.9	1	0.9	0.9
2000	0	0	0	0	0	0	0	0	45.2		0	0.0	0	0.0	0.0
2015	0	0	0	0	0	0	0	0	47.3		2	2.3	1	1.1	1.1
2030	0	0	0	0	0	0	0	0	47.3		2	2.7	0	0.0	0.0
2045	0	0	0	0	0	0	0	0	45.6		0	0.0	1	1.3	0.0
2100	0	0	0	0	0	0	0	0	45.4		0	0.0	0	0.0	0.0
2115	0	0	0	0	0	0	0	0	45.4		1	1.5	0	0.0	0.0
2130	0	0	0	0	0	0	0	0	50.9		4	7.0	2	3.5	1.8
2145	0	0	0	0	0	0	0	0	48.7		5	6.9	0	0.0	0.0
2200	0	0	0	0	0	0	0	0	49.0		2	3.7	0	0.0	0.0
2215	0	0	0	0	0	0	0	0	49.4		5	8.1	2	3.2	0.0
2230	0	0	0	0	0	0	0	0	47.1		0	0.0	0	0.0	0.0
2245	0	0	0	0	0	0	0	0	50.5		4	9.3	2	4.7	2.3
2300	0	0	0	0	0	0	0	0	49.7		2	9.1	0	0.0	0.0
2315	0	0	0	0	0	0	0	0	48.9		1	4.8	0	0.0	0.0
2330	0	0	0	0	0	0	0	0	48.2		0	0.0	0	0.0	0.0
2345	0	0	0	0	0	0	0	0	47.9		0	0.0	0	0.0	0.0
07-19	32	129	1092	2790	2336	1029	51	3	1	0	44.5	49.9	55	0.7	6	0.1	2	0.0
06-22	33	153	1207	3161	2788	1359	89	4	2	0	44.9	50.3	95	1.1	12	0.1	3	0.0
06-00	33	153	1227	3221	2869	1457	100	6	3	0	45.0	50.6	109	1.2	16	0.2	4	0.0
00-00	33	155	1235	3248	2920	1523	118	7	3	0	45.1	50.7	128	1.4	18	0.2	5	0.1

PROJECT 35202 Ashford, Kent
SITE 35202-003
LOCATION GREAT CHART BYPASS
DIRECTION **SOUTHBOUND ↓**
PSL 60mph

DIR 2

Fri 05 May
DAY 4

Time	Total	Cls 1	Cls 2	Cls 3	Cls 4	Cls 5	Cls 6	Fxd 1	Time	Vbin 0 10	Vbin 10 15	Vbin 15 20	Vbin 20 25	Vbin 25 30	Vbin 30 35	Vbin 35 40	Vbin 40 45	Vbin 45 50	Vbin 50 60	Vbin 60 70	Vbin 70 80	Vbin 80 90	Vbin 90 100	Mean 85	Vip 85	JPSL 60	JPSL% 60	PSL 68	PSL% 68	PSL2 75	PSL2% 75
0000	0	17	1	0	1	0	0	0000	0000	0	0	0	0	0	0	0	0	0	0	0	0	0	0	50.9	58.3	1	5.3	0	0.0	0	0.0
0015	19	13	3	0	0	0	0	0015	0015	0	0	0	0	0	0	0	0	0	0	0	0	0	0	47.7	54.7	1	6.3	0	0.0	0	0.0
0030	16	10	0	0	0	0	0	0030	0030	0	0	0	0	0	0	0	0	0	0	0	0	0	0	48.4 -		0	0.0	0	0.0	0	0.0
0045	10	6	0	0	0	0	0	0045	0045	0	0	0	0	0	0	0	0	0	0	0	0	0	0	53.1 -		1	16.7	1	16.7	0	0.0
0100	6	4	2	2	0	0	0	0100	0100	0	0	0	0	0	0	0	0	0	0	0	0	0	0	51.7 -		0	0.0	0	0.0	0	0.0
0115	7	6	0	0	0	0	0	0115	0115	0	0	0	0	0	0	0	0	0	0	0	0	0	0	48.1 -		0	0.0	0	0.0	0	0.0
0130	5	4	1	1	0	0	0	0130	0130	0	0	0	0	0	0	0	0	0	0	0	0	0	0	46.9 -		0	0.0	0	0.0	0	0.0
0145	0	0	0	0	0	0	0	0145	0145	0	0	0	0	0	0	0	0	0	0	0	0	0	0	-		0	0.0	0	0.0	0	0.0
0200	4	2	1	1	0	0	0	0200	0200	0	0	0	0	0	0	0	0	0	0	0	0	0	0	48.4 -		0	0.0	0	0.0	0	0.0
0215	2	0	1	1	0	0	0	0215	0215	0	0	0	0	0	0	0	0	0	0	0	0	0	0	43.4 -		0	0.0	0	0.0	0	0.0
0230	2	0	1	0	0	0	0	0230	0230	0	0	0	0	0	0	0	0	0	0	0	0	0	0	61.0 -		1	50.0	0	0.0	0	0.0
0245	3	0	1	2	0	0	0	0245	0245	0	0	0	0	0	0	0	0	0	0	0	0	0	0	53.7 -		0	0.0	0	0.0	0	0.0
0300	4	0	1	1	0	0	0	0300	0300	0	0	0	0	0	0	0	0	0	0	0	0	0	0	49.3 -		0	0.0	0	0.0	0	0.0
0315	2	0	2	0	1	0	0	0315	0315	0	0	0	0	0	0	0	0	0	0	0	0	0	0	52.3 -		0	0.0	0	0.0	0	0.0
0330	9	7	1	0	1	0	0	0330	0330	0	0	0	0	0	0	0	0	0	0	0	0	0	0	55.8 -		4	44.4	1	11.1	0	0.0
0345	6	2	2	2	0	0	0	0345	0345	0	0	0	0	0	0	0	0	0	0	0	0	0	0	49.1 -		0	0.0	0	0.0	0	0.0
0400	3	3	0	0	0	0	0	0400	0400	0	0	0	0	0	0	0	0	0	0	0	0	0	0	49.0 -		0	0.0	0	0.0	0	0.0
0415	3	5	0	1	0	0	0	0415	0415	0	0	0	0	0	0	0	0	0	0	0	0	0	0	48.2 -		1	33.3	0	0.0	0	0.0
0430	6	6	1	1	0	0	0	0430	0430	0	0	0	0	0	0	0	0	0	0	0	0	0	0	53.2 -		1	16.7	0	0.0	0	0.0
0445	7	7	0	2	0	0	0	0445	0445	0	0	0	0	0	0	0	0	0	0	0	0	0	0	49.1 -		1	14.3	0	0.0	0	0.0
0500	7	7	0	0	0	0	0	0500	0500	0	0	0	0	0	0	0	0	0	0	0	0	0	0	52.4 -		0	0.0	0	0.0	0	0.0
0515	17	15	2	0	0	0	0	0515	0515	0	0	0	0	0	0	0	0	0	0	0	0	0	0	52.2	58.0	2	11.8	1	5.9	0	0.0
0530	13	10	3	0	0	0	0	0530	0530	0	0	0	0	0	0	0	0	0	0	0	0	0	0	51.5	60.1	2	15.4	0	0.0	0	0.0
0545	18	17	1	0	0	0	0	0545	0545	0	0	0	0	0	0	0	0	0	0	0	0	0	0	51.7	60.1	1	11.1	0	0.0	0	0.0
0600	35	28	2	3	0	0	0	0600	0600	0	0	0	0	0	0	0	0	0	0	0	0	0	0	47.3	54.9	1	2.9	0	0.0	0	0.0
0615	56	39	11	3	0	0	0	0615	0615	0	0	0	0	0	0	0	0	0	0	0	0	0	0	46.3	53.8	2	3.6	1	1.8	0	0.0
0630	72	62	9	1	0	0	0	0630	0630	0	0	0	0	0	0	0	0	0	0	0	0	0	0	46.9	50.9	1	1.4	0	0.0	0	0.0
0645	98	82	13	0	1	0	1	0645	0645	0	0	0	0	0	0	0	0	0	0	0	0	0	0	47.2	53.3	2	2.0	1	1.0	0	0.0
0700	129	106	18	2	0	1	3	0700	0700	0	0	0	0	0	0	0	0	0	0	0	0	0	0	46.2	52.6	0	0.0	0	0.0	0	0.0
0715	148	123	21	3	0	0	1	0715	0715	0	0	0	0	0	0	0	0	0	0	0	0	0	0	45.1	49.1	0	0.0	0	0.0	0	0.0
0730	170	135	27	8	0	0	0	0730	0730	0	0	0	0	0	0	0	0	0	0	0	0	0	0	45.2	50.0	1	0.6	0	0.0	0	0.0
0745	170	144	20	3	3	0	0	0745	0745	0	0	0	0	0	0	0	0	0	0	0	0	0	0	45.2	49.5	0	0.0	0	0.0	0	0.0
0800	161	136	20	4	1	0	1	0800	0800	0	0	0	0	0	0	0	0	0	0	0	0	0	0	46.4	50.7	1	0.6	0	0.0	0	0.0
0815	182	147	19	5	9	1	1	0815	0815	0	0	0	0	0	0	0	0	0	0	0	0	0	0	43.5	47.9	0	0.0	0	0.0	0	0.0
0830	128	110	15	2	1	0	0	0830	0830	0	0	0	0	0	0	0	0	0	0	0	0	0	0	46.3	51.0	3	2.3	0	0.0	0	0.0
0845	134	112	14	4	3	0	0	0845	0845	0	0	0	0	0	0	0	0	0	0	0	0	0	0	44.9	49.8	0	0.0	0	0.0	0	0.0
0900	203	182	17	3	1	0	0	0900	0900	0	0	0	0	0	0	0	0	0	0	0	0	0	0	44.1	48.8	0	0.0	0	0.0	0	0.0
0915	153	125	18	7	2	0	0	0915	0915	0	0	0	0	0	0	0	0	0	0	0	0	0	0	44.9	48.4	0	0.0	0	0.0	0	0.0
0930	132	106	15	6	5	0	0	0930	0930	0	0	0	0	0	0	0	0	0	0	0	0	0	0	44.6	49.9	0	0.0	0	0.0	0	0.0
0945	99	84	8	3	2	1	0	0945	0945	0	0	0	0	0	0	0	0	0	0	0	0	0	0	46.5	52.0	1	1.0	0	0.0	0	0.0
1000	153	127	20	5	1	0	0	1000	1000	0	0	0	0	0	0	0	0	0	0	0	0	0	0	44.8	49.9	2	1.3	0	0.0	0	0.0
1015	114	96	12	3	2	1	0	1015	1015	0	0	0	0	0	0	0	0	0	0	0	0	0	0	45.0	49.9	2	1.8	1	0.9	0	0.0
1030	140	115	17	4	3	0	0	1030	1030	0	0	0	0	0	0	0	0	0	0	0	0	0	0	44.8	50.5	0	0.0	0	0.0	0	0.0
1045	153	130	14	3	5	0	0	1045	1045	0	0	0	0	0	0	0	0	0	0	0	0	0	0	43.0	47.9	0	0.0	0	0.0	0	0.0
1100	142	120	15	4	1	0	0	1100	1100	0	0	0	0	0	0	0	0	0	0	0	0	0	0	45.3	51.2	3	2.1	0	0.0	0	0.0
1115	153	129	20	1	2	0	1	1115	1115	0	0	0	0	0	0	0	0	0	0	0	0	0	0	44.3	49.3	0	0.0	0	0.0	0	0.0
1130	137	120	8	3	6	0	0	1130	1130	0	0	0	0	0	0	0	0	0	0	0	0	0	0	44.2	48.6	0	0.0	0	0.0	0	0.0
1145	136	118	16	1	6	0	0	1145	1145	0	0	0	0	0	0	0	0	0	0	0	0	0	0	46.3	51.7	4	2.9	0	0.0	0	0.0
1200	163	141	11	4	5	2	0	1200	1200	0	0	0	0	0	0	0	0	0	0	0	0	0	0	45.2	50.3	0	0.0	0	0.0	0	0.0
1215	133	114	11	4	2	0	0	1215	1215	0	0	0	0	0	0	0	0	0	0	0	0	0	0	45.3	50.3	1	0.8	0	0.0	0	0.0
1230	175	157	7	7	7	0	0	1230	1230	0	0	0	0	0	0	0	0	0	0	0	0	0	0	45.1	49.9	0	0.0	0	0.0	0	0.0
1245	165	145	13	3	3	1	0	1245	1245	0	0	0	0	0	0	0	0	0	0	0	0	0	0	44.9	49.9	0	0.0	0	0.0	0	0.0
1300	166	138	13	2	7	0	0	1300	1300	0	0	0	0	0	0	0	0	0	0	0	0	0	0	45.7	50.6	2	1.2	0	0.0	0	0.0
1315	156	141	7	4	4	0	0	1315	1315	0	0	0	0	0	0	0	0	0	0	0	0	0	0	44.9	49.7	1	0.6	0	0.0	0	0.0
1330	187	156	27	1	0	1	0	1330	1330	0	0	0	0	0	0	0	0	0	0	0	0	0	0	45.7	50.7	1	0.5	0	0.0	0	0.0
1345	163	148	8	2	3	0	0	1345	1345	0	0	0	0	0	0	0	0	0	0	0	0	0	0	46.1	51.9	0	0.0	0	0.0	0	0.0
1400	154	132	16	1	3	0	0	1400	1400	0	0	0	0	0	0	0	0	0	0	0	0	0	0	43.5	48.5	1	0.6	0	0.0	0	0.0
1415	161	139	12	4	4	0	0	1415	1415	0	0	0	0	0	0	0	0	0	0	0	0	0	0	43.6	50.0	2	1.2	0	0.0	0	0.0
1430	185	160	16	4	3	0	0	1430	1430	0	0	0	0	0	0	0	0	0	0	0	0	0	0	45.9	51.8	5	2.7	0	0.0	0	0.0
1445	198	173	17	5	2	0	0	1445	1445	0	0	0	0	0	0	0	0	0	0	0	0	0	0	45.5	51.4	1	0.5	0	0.0	0	0.0
1500	137	120	11	1	1	0	0	1500	1500	0	0	0	0	0	0	0	0	0	0	0	0	0	0	38.7	46.1	0	0.0	0	0.0	0	0.0
1515	211	187	11	4	1	0	0	1515	1515	0	0	0	0	0	0	0	0	0	0	0	0	0	0	35.5	42.4	0	0.0	0	0.0	0	0.0
1530	166	149	13	0	0	0	0	1530	1530	0	0	0	0	0	0	0	0	0	0	0	0	0	0	39.8	46.2	1	0.6	0	0.0	1	0.6
1545	167	152	8	4	1	0	0	1545	1545	0	0	0	0	0	0	0	0	0	0	0	0	0	0	42.5	48.1	0	0.0	0	0.0	0	0.0
1600	150	138	6	2	0	0	0	1600	1600	0	0	0	0	0	0	0	0	0	0	0	0	0	0	40.9	47.1	0	0.7	0	0.0	0	0.0
1615	169	146	14	2	0	0	0	1615	1615	0	0	0	0	0	0	0	0	0	0	0	0	0	0	40.3	45.4	0	0.0	0	0.0	0	0.0
1630	163	146	10	1	1	0	0	1630	1630	0	0	0	0	0	0	0	0	0	0	0	0	0	0	40.6	47.5	0	0.0	0	0.0	0	0.0
1645	189	174	11	2	0	0	0	1645	1645	0	0	0	0	0	0	0	0	0	0	0	0	0	0	44.6	49.3	1	0.5	0	0.0	0	0.0
1700	207	187	17	1	0	0	0	1700	1700	0	0	0	0	0	0	0	0	0	0	0	0	0	0	46.8	51.4	0	0.5	0	0.0	0	0.0
1715	181	172	7	0	2	0	0	1715	1715	0	0	0	0	0	0	0	0	0	0	0	0	0	0	45.8	50.3	1	0.6	0	0.0	0	0.0
1730	229	214	12	1	0	1	0	1730	1730	0	0	0	0	0	0	0	0	0	0	0	0	0	0	45.9	50.1	1	0.4	1	0.4	0	0.0
1745	178	165	7	3	0	0	0	1745	1745	0	0	0	0	0	0	0	0	0	0	0	0	0	0	47.3	53.0	3	1.7	0	0.0	2	1.3
1800	158	146	7	1	1	0	0	1800	1800	0	0	0	0	0	0	0	0	0	0	0	0	0	0	47.5	53.0	3	1.9	2	1.3	2	1.3
1815	161	152	9	0	0	0	0	1815	1815	0	0	0	0	0	0	0	0	0	0	0	0	0	0	47.0	51.8	5	3.1	0	0.0	0	0.0
1830	154	140	8	3	1	0	0	1830	1830	0	0	0	0	0	0	0	0	0	0	0	0	0	0	48.0	52.0	1	0.6	0	0.0	0	0.0
1845	139	127	5	2	2	0	0	1845	1845	0	0	0	0	0	0	0	0	0	0	0	0	0	0	47.5	53.1	3	2.2	0	0.0	0	0.0
1900	118	112	5	2	0	0	0	1900	1900	0	0	0	0	0	0	0	0	0	0	0	0	0	0	48.0	53.2	3	2.5	0	0.0	0	0.0
1915	134	118	10	3	2	0	0	1915	1915	0	0	0	0	0	0	0	0	0	0	0	0	0	0	47.6	52.7	2	1.5	0	0.0	0	0.0
1930	114	106	3	2	1	0	0	1930	1930	0	0	0	0	0	0	0	0	0	0	0	0	0	0	47.7	52.5	3	2.6	0	0.0	1	0.9
1945	109	100	4	4	1	0	0	1945	1945	0	0	0	0	0	0	0	0	0	0	0	0	0	0	47.6	52.1	6	5.5	2	1.8	2	1.8
2000	121	112	7	0	0	0	0	2000	2000	0	0	0	0	0	0	0	0	0	0	0	0	0	0	46.5	52.2	5	4.1	1	0.8	1	0.8
2015	91	87	3	0	0	0	0	2015	2015	0	0	0	0	0	0	0	0	0	0	0	0	0	0	48.0	54.0	5	5.5	3	3.3	1	1.1
2030	82	74	5	1	0	0	0	2030	2030	0	0	0	0	0	0	0	0	0	0	0	0	0	0	47.7	54.1	4	4.9	0	0.0	0	0.0
2045	70	63	5	0	0	0	0	2045	2045	0	0	0	0	0	0	0	0	0	0	0	0	0	0	46.0	53.1	4	4.3	0	0.0	0	0.0
2100	78	76	0	0	0	0	0	2100	2100	0	0	0	0	0	0	0	0	0	0	0	0	0	0	46.9	53.9	4	5.1	0	0.0	0	0.0
2115	49	48	1	0	0	0	0	2115	2115	0	0	0	0	0	0	0	0	0	0	0	0	0	0	49.6	57.3	1	2.0	2	4.1	0	0.0
2130	49	45	4	0	0	0	0	2130	2130	0	0	0	0	0	0	0	0	0	0	0	0	0	0	48.4	55.3	1	2.0	0	0.0	0	0.0
2145	51	51	1	0	0	0	0	2145	2145	0	0	0	0	0	0	0	0	0	0	0	0	0	0	46.9	56.9	3	5.9	0	0.0	0	0.0
2200	53	51	1	0	0	0	0	2200	2200	0	0	0	0	0	0	0	0	0	0	0	0	0	0	50.3	56.4	3	5.7	1	1.9	1	1.9
2215	50	50	0	0	0	0	0	2215	2215	0	0	0	0	0	0	0	0	0	0	0	0	0	0	46.8	54.4	0	0.0	0	0.0	0	0.0
2230	42	41	1	0	0	0	0	2230	2230	0	0	0	0	0	0	0	0	0	0	0	0	0	0	48.5	54.6	3	7.1	0	0.0	1	2.3
2245	44	43	1	0	0	0	0	2245	2245	0	0	0	0	0	0	0	0	0	0	0	0	0	0	48.2	58.2	5	11.4	1	2.3	1	2.3
2300	38	28	2	0	0	0	0	2300	2300	0	0	0	0	0	0	0	0	0	0	0	0	0	0	48.7	55.0	1	2.6	0	0.0	0	0.0
2315	30	28	0	0	0	0	0	2315	2315	0	0	0	0	0	0	0	0	0	0	0	0	0	0	50.8	56.9	2	6.7	1	3.3	0	0.0
2330	32	32	0	0	0	0	0	2330	2330	0	0	0	0	0	0	0	0	0	0	0	0	0	0	50.1	57.0	2	6.3	0	0.0	0	0.0
2345	24	22	0	0	1	0	0	2345	2345	0	0	0	0	0	0	0	0	0	0	0	0	0	0	50.4	57.0	1	4.2	0	0.0	0	0.0
07-19	7702	6728	648	136	104	10	0	07-19	07-19	44	12	2	11	41	157	1080	2721	2469	1113	46	4	2	0	44.5	50.0	52	0.7	8	0.1	3	0.0
06-22	9029	7935	730	152	113	11	0	06-22	06-22	44	12	2	14	44	172	1163	3103	2940	1433	87	12	3	0	45.0	50.4	102	1.1	22	0.2	7	0.1
06-00	9342	8240	735	152	114	11	0	06-00	06-00	44	12	2	14	44	172	1186	3176	3027	1546	101	14	4	0	45.1	50.7	119	1.3	25	0.3	9	0.1
00-00	9515	8381	757	157	118	11	0	00-00	00-00	44	12	2	14	44	173	1192	3202	3070	1626	116	16	4	0	45.2	50.9	136	1.4	28	0.3	9	0.1

ALL VEHICLES	TOTAL
Mcycles	CLASS 1
Cars, taxis, 4WD	CLASS 2
LGV	CLASS 3
OGV1	CLASS 4
OGV2	CLASS 5
PSV	CLASS 6
	TIME
0 - 10 mph	0-10mph
10 - 15 mph	10-15mph
15 - 20 mph	15-20mph
20 - 25 mph	20-25mph
25 - 30 mph	25-30mph
30 - 35 mph	30-35mph
35 - 40 mph	35-40mph
40 - 45 mph	40-45mph
45 - 50 mph	45-50mph
50 - 60 mph	50-60mph
60 - 70 mph	60-70mph
70 - 80 mph	70-80mph
80 - 90 mph	80-90mph
90 - 100 mph	90mph+
AVG SPD	AVG SPD
85%ile	85%ile
> 60mph	PSL SPEEDING
% > 60mph	PSL% SPEEDING
	ACPO SPEEDING
	ACPO% SPEEDING
	DfT SPEEDING
	DfT% SPEEDING

PROJECT 35202 Ashford, Kent
SITE 35202-003
LOCATION GREAT CHART BYPASS
DIRECTION **SOUTHBOUND ↓**
PSL 60mph

DIR 2

Sat 06 May
DAY 5

	TOTAL	CLASS 1	CLASS 2	CLASS 3	CLASS 4	CLASS 5	CLASS 6	TIME
ALL VEHICLES								
Mcycles								0-10mph
Cars, taxis, 4WD								10-15mph
LGV								15-20mph
OGV1								20-25mph
OGV2								25-30mph
PSV								30-35mph
0 - 10 mph								35-40mph
10 - 15 mph								40-45mph
15 - 20 mph								45-50mph
20 - 25 mph								50-60mph
25 - 30 mph								60-70mph
30 - 35 mph								70-80mph
35 - 40 mph								80-90mph
40 - 45 mph								90mph+
45 - 50 mph								AVG SPD
50 - 60 mph								85%ile
60 - 70 mph								PSL SPEEDING
70 - 80 mph								PSL% SPEEDING
80 - 90 mph								ACPO SPEEDING
90 - 100 mph								ACPO% SPEEDING
AVG SPD								DfT SPEEDING
85%ile								DfT% SPEEDING
> 60mph								
% > 60mph								

Time	Total	Cls 1	Cls 2	Cls 3	Cls 4	Cls 5	Cls 6	Fxd1	Time	Vbin 0 10	Vbin 10 15	Vbin 15 20	Vbin 20 25	Vbin 25 30	Vbin 30 35	Vbin 35 40	Vbin 40 45	Vbin 45 50	Vbin 50 60	Vbin 60 70	Vbin 70 80	Vbin 80 90	Vbin 90 100	Mean	V85	PSL 60	PSL% 60	PSL1 69	PSL1% 69	PSL2 75	PSL2% 75	ACPO	ACPO%	DfT	DfT%
0000	23	1	2	3	4	5	6		0000	0	0	0	0	0	0	0	0	0	0	0	0	0	0	51.2	58.4	3	13.0	1	4.3	1	4.3	0	0.0	0	0.0
0015	14	1	13	0	0	0	0		0015	0	0	0	0	0	0	0	0	0	0	0	0	0	0	48.4	54.7	1	7.1	0	0.0	0	0.0	0	0.0	0	0.0
0030	16	1	13	1	0	0	0		0030	0	0	0	0	0	0	0	0	0	0	0	0	0	0	50.5	57.6	1	6.3	0	0.0	0	0.0	0	0.0	0	0.0
0045	10	1	9	0	0	0	0		0045	0	0	0	0	0	0	0	0	0	0	0	0	0	0	51.9 -		2	20.0	1	10.0	0	0.0	0	0.0	0	0.0
0100	10	0	10	0	0	0	0		0100	0	0	0	0	0	0	0	0	0	0	0	0	0	0	46.2 -		0	0.0	0	0.0	0	0.0	0	0.0	0	0.0
0115	12	0	10	2	0	0	0		0115	0	0	0	0	0	0	0	0	0	0	0	0	0	0	50.7	59.2	1	8.3	1	8.3	0	0.0	0	0.0	0	0.0
0130	9	0	9	0	0	0	0		0130	0	0	0	0	0	0	0	0	0	0	0	0	0	0	51.5 -		2	22.2	2	22.2	0	0.0	1	14.3	1	14.3
0145	7	0	7	0	0	0	0		0145	0	0	0	0	0	0	0	0	0	0	0	0	0	0	49.4 -		1	14.3	2	22.2	0	0.0	0	0.0	0	0.0
0200	9	0	9	0	0	0	0		0200	0	0	0	0	0	0	0	0	0	0	0	0	0	0	51.3 -		1	20.0	2	20.0	0	0.0	0	0.0	0	0.0
0215	5	0	5	0	0	0	0		0215	0	0	0	0	0	0	0	0	0	0	0	0	0	0	54.2 -		1	20.0	2	20.0	0	0.0	0	0.0	0	0.0
0230	10	0	8	1	1	0	0		0230	0	0	0	0	0	0	0	0	0	0	0	0	0	0	51.1 -		0	0.0	1	16.7	0	0.0	0	0.0	0	0.0
0245	6	0	4	2	0	0	0		0245	0	0	0	0	0	0	0	0	0	0	0	0	0	0	48.2 -		0	0.0	0	0.0	0	0.0	0	0.0	0	0.0
0300	5	0	4	1	0	0	0		0300	0	0	0	0	0	0	0	0	0	0	0	0	0	0	45.3 -		0	0.0	0	0.0	0	0.0	0	0.0	0	0.0
0315	2	0	1	0	0	1	0		0315	0	0	0	0	0	0	0	0	0	0	0	0	0	0	53.9 -		1	33.3	0	0.0	0	0.0	0	0.0	0	0.0
0330	3	0	3	0	1	0	0		0330	0	0	0	0	0	0	0	0	0	0	0	0	0	0	45.4 -		0	0.0	0	0.0	0	0.0	0	0.0	0	0.0
0345	3	0	3	0	0	0	0		0345	0	0	0	0	0	0	0	0	0	0	0	0	0	0	54.1 -		0	0.0	0	0.0	0	0.0	0	0.0	0	0.0
0400	3	0	3	0	0	0	0		0400	0	0	0	0	0	0	0	0	0	0	0	0	0	0	48.5 -		0	0.0	0	0.0	0	0.0	0	0.0	0	0.0
0415	5	0	4	1	0	0	0		0415	0	0	0	0	0	0	0	0	0	0	0	0	0	0	55.4 -		2	28.6	1	14.3	0	0.0	0	0.0	0	0.0
0430	7	0	7	0	0	0	0		0430	0	0	0	0	0	0	0	0	0	0	0	0	0	0	47.0 -		0	0.0	0	0.0	0	0.0	0	0.0	0	0.0
0445	4	0	5	2	0	0	0		0445	0	0	0	0	0	0	0	0	0	0	0	0	0	0	49.1 -		0	0.0	0	0.0	0	0.0	0	0.0	0	0.0
0500	8	0	3	1	0	0	0		0500	0	0	0	0	0	0	0	0	0	0	0	0	0	0	53.3 -		1	25.0	0	0.0	0	0.0	0	0.0	0	0.0
0515	6	0	5	0	0	0	0		0515	0	0	0	0	0	0	0	0	0	0	0	0	0	0	50.6 -		0	0.0	0	0.0	0	0.0	0	0.0	0	0.0
0530	7	0	5	2	0	0	0		0530	0	0	0	0	0	0	0	0	0	0	0	0	0	0	57.0		1	6.7	1	6.7	0	0.0	1	6.7	1	6.7
0545	15	1	13	1	0	0	0		0545	0	0	0	0	0	0	0	0	0	0	0	0	0	0	49.9 -		1	12.5	0	0.0	0	0.0	0	0.0	0	0.0
0600	8	0	6	2	0	0	0		0600	0	0	0	0	0	0	0	0	0	0	0	0	0	0	46.6	54.6	0	0.0	0	0.0	0	0.0	0	0.0	0	0.0
0615	14	0	8	4	2	0	0		0615	0	0	0	0	0	0	0	0	0	0	0	0	0	0	49.5	53.0	1	3.7	0	0.0	0	0.0	0	0.0	0	0.0
0630	27	0	21	5	0	0	0		0630	0	0	0	0	0	0	0	0	0	0	0	0	0	0	49.2	55.5	3	9.7	0	0.0	0	0.0	0	0.0	0	0.0
0645	31	1	27	2	1	0	0		0645	0	0	0	0	0	0	0	0	0	0	0	0	0	0	50.4	57.6	2	5.1	0	0.0	0	0.0	0	0.0	0	0.0
0700	39	0	31	8	0	0	0		0700	0	0	0	0	0	0	0	0	0	0	0	0	0	0	47.8	51.1	2	4.3	1	2.2	0	0.0	0	0.0	0	0.0
0715	46	1	36	4	5	0	0		0715	0	0	0	0	0	0	0	0	0	0	0	0	0	0	49.4	54.8	3	4.9	0	0.0	0	0.0	0	0.0	0	0.0
0730	61	0	56	3	2	0	0		0730	0	0	0	0	0	0	0	0	0	0	0	0	0	0	47.1	53.3	2	3.3	0	0.0	0	0.0	0	0.0	0	0.0
0745	61	0	51	9	1	0	0		0745	0	0	0	0	0	0	0	0	0	0	0	0	0	0	48.6	54.3	1	1.5	0	0.0	0	0.0	0	0.0	0	0.0
0800	67	1	53	8	5	0	0		0800	0	0	0	0	0	0	0	0	0	0	0	0	0	0	47.1	53.2	2	2.5	0	0.0	0	0.0	0	0.0	0	0.0
0815	80	0	71	6	2	0	0		0815	0	0	0	0	0	0	0	0	0	0	0	0	0	0	48.0	53.6	3	4.2	0	0.0	0	0.0	0	0.0	0	0.0
0830	72	1	62	8	1	0	0		0830	0	0	0	0	0	0	0	0	0	0	0	0	0	0	47.5	53.2	2	2.2	0	0.0	0	0.0	0	0.0	0	0.0
0845	93	0	86	5	1	0	0		0845	0	0	0	0	0	0	0	0	0	0	0	0	0	0	46.9	51.6	2	1.9	0	0.0	0	0.0	0	0.0	0	0.0
0900	106	0	93	9	3	0	0		0900	0	0	0	0	0	0	0	0	0	0	0	0	0	0	47.6	54.4	0	0.0	0	0.0	0	0.0	0	0.0	0	0.0
0915	92	0	80	11	1	0	0		0915	0	0	0	0	0	0	0	0	0	0	0	0	0	0	46.6	51.0	0	0.0	0	0.0	0	0.0	0	0.0	0	0.0
0930	109	3	96	9	1	0	0		0930	0	0	0	0	0	0	0	0	0	0	0	0	0	0	45.3	51.0	1	0.8	0	0.0	0	0.0	0	0.0	0	0.0
0945	120	0	114	6	0	0	0		0945	0	0	0	0	0	0	0	0	0	0	0	0	0	0	44.9	50.4	0	0.0	0	0.0	0	0.0	0	0.0	0	0.0
1000	139	3	126	6	2	0	0		1000	0	0	0	0	0	0	0	0	0	0	0	0	0	0	45.8	50.9	5	3.5	0	0.0	0	0.0	0	0.0	0	0.0
1015	141	1	128	12	0	0	0		1015	0	0	0	0	0	0	0	0	0	0	0	0	0	0	45.5	50.9	1	0.7	0	0.0	0	0.0	0	0.0	0	0.0
1030	147	2	140	5	0	0	0		1030	0	0	0	0	0	0	0	0	0	0	0	0	0	0	45.0	49.8	3	2.2	0	0.0	0	0.0	0	0.0	0	0.0
1045	138	3	128	6	1	0	0		1045	0	0	0	0	0	0	0	0	0	0	0	0	0	0	46.8	51.6	1	0.8	0	0.0	0	0.0	0	0.0	0	0.0
1100	122	0	111	8	2	0	0		1100	0	0	0	0	0	0	0	0	0	0	0	0	0	0	47.3	52.8	1	2.9	0	0.0	0	0.0	0	0.0	0	0.0
1115	139	1	127	8	2	1	0		1115	0	0	0	0	0	0	0	0	0	0	0	0	0	0	46.7	51.9	0	0.0	0	0.0	0	0.0	0	0.0	0	0.0
1130	114	2	103	8	1	0	0		1130	0	0	0	0	0	0	0	0	0	0	0	0	0	0	46.2	51.6	1	0.7	0	0.0	0	0.0	0	0.0	0	0.0
1145	134	2	127	4	1	0	0		1145	0	0	0	0	0	0	0	0	0	0	0	0	0	0	47.7	51.3	4	3.7	1	0.9	0	0.0	0	0.0	0	0.0
1200	109	0	102	5	2	0	0		1200	0	0	0	0	0	0	0	0	0	0	0	0	0	0	46.3	51.7	0	0.0	0	0.0	0	0.0	0	0.0	0	0.0
1215	139	3	125	9	1	0	0		1215	0	0	0	0	0	0	0	0	0	0	0	0	0	0	44.9	50.7	2	1.7	1	0.9	0	0.0	0	0.0	0	0.0
1230	116	3	101	8	3	0	0		1230	0	0	0	0	0	0	0	0	0	0	0	0	0	0	47.4	52.1	4	3.3	0	0.0	0	0.0	0	0.0	0	0.0
1245	120	3	110	7	0	0	0		1245	0	0	0	0	0	0	0	0	0	0	0	0	0	0	48.6	53.7	5	5.0	0	0.0	0	0.0	0	0.0	0	0.0
1300	121	2	111	6	1	0	0		1300	0	0	0	0	0	0	0	0	0	0	0	0	0	0	48.7	53.5	5	4.5	2	1.8	0	0.0	0	0.0	0	0.0
1315	111	0	104	6	1	0	0		1315	0	0	0	0	0	0	0	0	0	0	0	0	0	0	47.0	52.6	6	6.7	1	0.9	0	0.0	0	0.0	0	0.0
1330	120	2	112	6	0	0	0		1330	0	0	0	0	0	0	0	0	0	0	0	0	0	0	46.1	51.0	0	0.0	0	0.0	0	0.0	0	0.0	0	0.0
1345	102	2	92	7	1	0	0		1345	0	0	0	0	0	0	0	0	0	0	0	0	0	0	45.8	51.5	4	3.2	0	0.0	0	0.0	0	0.0	0	0.0
1400	127	0	114	9	4	0	0		1400	0	0	0	0	0	0	0	0	0	0	0	0	0	0	46.2	51.2	1	1.0	0	0.0	0	0.0	0	0.0	0	0.0
1415	102	0	93	8	0	0	0		1415	0	0	0	0	0	0	0	0	0	0	0	0	0	0	45.9	50.7	0	0.0	0	0.0	0	0.0	0	0.0	0	0.0
1430	132	0	98	4	0	0	0		1430	0	0	0	0	0	0	0	0	0	0	0	0	0	0	45.0	49.4	2	1.5	0	0.0	0	0.0	0	0.0	0	0.0
1445	132	1	122	9	0	0	0		1445	0	0	0	0	0	0	0	0	0	0	0	0	0	0	47.1	52.5	1	1.1	1	1.1	0	0.0	0	0.0	0	0.0
1500	91	0	84	6	1	0	0		1500	0	0	0	0	0	0	0	0	0	0	0	0	0	0	45.2	50.2	0	0.0	0	0.0	0	0.0	0	0.0	0	0.0
1515	98	0	89	9	0	0	0		1515	0	0	0	0	0	0	0	0	0	0	0	0	0	0	47.1	52.9	3	2.7	0	0.0	0	0.0	0	0.0	0	0.0
1530	110	1	103	5	1	0	0		1530	0	0	0	0	0	0	0	0	0	0	0	0	0	0	45.7	51.8	2	2.2	1	1.1	0	0.0	0	0.0	0	0.0
1545	91	1	86	4	0	0	0		1545	0	0	0	0	0	0	0	0	0	0	0	0	0	0	45.7	49.7	0	0.0	0	0.0	0	0.0	0	0.0	0	0.0
1600	122	3	111	6	2	0	0		1600	0	0	0	0	0	0	0	0	0	0	0	0	0	0	47.8	52.7	3	2.5	0	0.0	0	0.0	0	0.0	0	0.0
1615	122	1	119	6	2	0	0		1615	0	0	0	0	0	0	0	0	0	0	0	0	0	0	46.7	52.0	1	0.9	0	0.0	0	0.0	0	0.0	0	0.0
1630	110	0	102	8	0	0	0		1630	0	0	0	0	0	0	0	0	0	0	0	0	0	0	46.6	52.0	3	2.9	0	0.0	0	0.0	0	0.0	0	0.0
1645	104	0	98	5	0	1	0		1645	0	0	0	0	0	0	0	0	0	0	0	0	0	0	46.3	51.9	2	1.7	0	0.0	0	0.0	0	0.0	0	0.0
1700	118	0	116	2	0	0	0		1700	0	0	0	0	0	0	0	0	0	0	0	0	0	0	46.4	51.6	1	1.0	0	0.0	0	0.0	0	0.0	0	0.0
1715	101	1	95	4	1	0	0		1715	0	0	0	0	0	0	0	0	0	0	0	0	0	0	49.2	55.6	6	5.5	0	0.0	0	0.0	0	0.0	0	0.0
1730	110	1	104	4	1	0	0		1730	0	0	0	0	0	0	0	0	0	0	0	0	0	0	47.6	52.9	1	2.5	0	0.0	0	0.0	0	0.0	0	0.0
1745	100	1	93	5	1	0	0		1745	0	0	0	0	0	0	0	0	0	0	0	0	0	0	48.4	55.6	2	5.1	1	0.9	0	0.0	0	0.0	0	0.0
1800	113	2	105	6	0	0	0		1800	0	0	0	0	0	0	0	0	0	0	0	0	0	0	46.7	52.8	4	3.7	0	0.0	0	0.0	0	0.0	0	0.0
1815	107	2	103	2	0	0	0		1815	0	0	0	0	0	0	0	0	0	0	0	0	0	0	46.4	51.4	1	0.9	1	0.9	0	0.0	0	0.0	0	0.0
1830	106	0	99	7	0	0	0		1830	0	0	0	0	0	0	0	0	0	0	0	0	0	0	48.7	54.4	4	4.3	1	1.1	0	0.0	0	0.0	0	0.0
1845	93	0	88	5	0	0	0		1845	0	0	0	0	0	0	0	0	0	0	0	0	0	0	48.6	54.9	3	3.3	1	1.1	1	1.1	0	0.0	1	1.1
1900	91	1	88	2	0	0	0		1900	0	0	0	0	0	0	0	0	0	0	0	0	0	0	48.8	55.0	3	3.7	0	0.0	0	0.0	0	0.0	0	0.0
1915	81	1	75	4	1	0	0		1915	0	0	0	0	0	0	0	0	0	0	0	0	0	0	49.5	56.9	8	9.3	1	1.2	1	1.2	0	0.0	1	1.2
1930	86	2	79	5	0	0	0		1930	0	0	0	0	0	0	0	0	0	0	0	0	0	0	49.7	55.2	4	5.3	2	2.6	0	0.0	0	0.0	0	0.0
1945	76	0	73	3	0	0	0		1945	0	0	0	0	0	0	0	0	0	0	0	0	0	0	46.9	53.0	2	2.8	0	0.0	0	0.0	0	0.0	0	0.0
2000	72	1	68	3	0	0	0		2000	0	0	0	0	0	0	0	0	0	0	0	0	0	0	48.6	55.4	4	5.4	4	5.4	3	4.1	0	0.0	0	0.0
2015	74	0	72	1	1	0	0		2015	0	0	0	0	0	0	0	0	0	0	0	0	0	0	48.1	56.1	3	5.7	1	1.9	0	0.0	0	0.0	0	0.0
2030	53	0	52	1	0	0	0		2030	0	0	0	0	0	0	0	0	0	0	0	0	0	0	46.5	53.2	1	1.8	1	1.8	0	0.0	0	0.0	0	0.0
2045	55	0	52	3	0	0	0		2045	0	0	0	0	0	0	0	0	0	0	0	0	0	0	50.1	56.6	4	8.3	0	0.0	0	0.0	0	0.0	0	0.0
2100	48	0	47	1	0	0	0		2100	0	0	0	0	0	0	0	0	0	0	0	0	0	0	47.7	53.6	2	4.8	0	0.0	0	0.0	0	0.0	0	0.0
2115	42	0	41	1	0	0	0		2115	0	0	0	0	0	0	0	0	0	0	0	0	0	0	48.4	55.6	2	5.1	1	2.6	0	0.0	0	0.0	0	0.0
2130	39	0	37	2	0	0	0		2130	0	0	0	0	0	0	0	0	0	0	0	0	0	0	46.7	52.8	4	4.3	1	2.2	0	0.0	0	0.0	0	0.0
2145	46	0	40	6	0	0	0		2145	0	0	0	0	0	0	0	0	0	0	0	0	0	0	48.8	54.8	4	8.5	1	2.1	0	0.0	0	0.0	0	0.0
2200	47	1	44	2	0	0	0		2200	0	0	0	0	0	0	0	0	0	0	0	0	0	0	47.9	59.5	2	5.1	0	0.0	0	0.0	0	0.0	0	0.0
2215	39	2	36	1	0	0	0		2215	0	0	0	0	0	0	0	0	0	0	0	0	0	0	49.1	56.0	1	3.0	0	0.0	0	0.0	0	0.0	0	0.0
2230	33	0	31	1	0	0	0		2230	0	0	0	0	0	0	0	0	0	0	0	0	0	0	48.6	53.5	1	3.0	0	0.0	0	0.0	0	0.0	0	0.0
2245	33	0	31	2	0	0	0		2245	0	0	0	0	0	0	0	0	0	0	0	0	0	0	47.6	52.9	1	2.5	0	0.0	0	0.0	0	0.0	0	0.0
2300	40	0	40	0	0	0	0		2300	0	0	0	0	0	0	0	0	0	0	0	0	0	0	49.7	54.1	2	7.1	0	0.0	0	0.0	0	0.0	0	0.0
2315	28	0	28	0	0	0	0		2315	0	0	0	0	0	0	0	0	0	0	0	0	0	0	48.1	53.2	2	5.6	0	0.0	0	0

PROJECT 35202 Ashford, Kent
SITE 35202-003
LOCATION GREAT CHART BYPASS
DIRECTION **SOUTHBOUND ↓**
PSL 60mph

DIR 2

Sun 07 May
DAY 6

Time	Total	Cls 1	Cls 2	Cls 3	Cls 4	Cls 5	Cls 6	Fxd 1	Time
0000	20	0	20	0	0	0	0	0000	0000
0015	19	1	16	2	0	0	0	0015	0015
0030	7	0	6	1	0	0	0	0030	0030
0045	9	0	9	0	0	0	0	0045	0045
0100	7	0	7	0	0	0	0	0100	0100
0115	9	0	9	0	0	0	0	0115	0115
0130	9	0	8	1	0	0	0	0130	0130
0145	6	0	6	0	0	0	0	0145	0145
0200	8	0	8	0	0	0	0	0200	0200
0215	9	0	9	0	0	0	0	0215	0215
0230	7	0	6	1	0	0	0	0230	0230
0245	9	0	9	0	0	0	0	0245	0245
0300	4	0	3	1	0	0	0	0300	0300
0315	7	0	6	0	1	0	0	0315	0315
0330	2	0	2	0	0	0	0	0330	0330
0345	3	0	3	0	0	0	0	0345	0345
0400	4	0	3	1	0	0	0	0400	0400
0415	3	0	3	0	0	0	0	0415	0415
0430	5	1	3	1	0	0	0	0430	0430
0445	5	0	4	1	0	0	0	0445	0445
0500	3	0	1	2	0	0	0	0500	0500
0515	5	0	5	0	0	0	0	0515	0515
0530	2	0	0	2	0	0	0	0530	0530
0545	5	0	5	0	0	0	0	0545	0545
0600	5	0	4	1	0	0	0	0600	0600
0615	9	0	7	1	1	0	0	0615	0615
0630	24	0	21	2	0	0	0	0630	0630
0645	23	1	21	1	0	0	0	0645	0645
0700	26	1	19	4	2	0	0	0700	0700
0715	22	0	18	4	0	0	0	0715	0715
0730	28	0	27	1	0	0	0	0730	0730
0745	25	2	20	3	0	0	0	0745	0745
0800	24	0	22	2	0	0	0	0800	0800
0815	35	5	29	1	0	0	0	0815	0815
0830	36	1	30	2	0	0	1	0830	0830
0845	52	0	46	5	0	0	0	0845	0845
0900	55	0	46	7	2	0	0	0900	0900
0915	71	3	64	3	1	0	0	0915	0915
0930	62	2	50	9	1	0	0	0930	0930
0945	70	1	67	1	1	0	0	0945	0945
1000	79	0	77	2	0	0	0	1000	1000
1015	96	0	90	6	0	0	0	1015	1015
1030	109	1	100	7	0	0	1	1030	1030
1045	123	2	111	9	1	0	0	1045	1045
1100	134	5	123	5	0	1	0	1100	1100
1115	151	0	142	9	0	0	0	1115	1115
1130	158	4	150	3	1	0	0	1130	1130
1145	159	0	150	6	3	0	0	1145	1145
1200	137	1	135	1	0	0	0	1200	1200
1215	149	1	139	9	0	0	0	1215	1215
1230	122	2	112	7	1	0	0	1230	1230
1245	148	4	138	6	0	0	0	1245	1245
1300	161	0	154	6	1	0	0	1300	1300
1315	150	1	141	6	1	0	1	1315	1315
1330	137	3	128	4	2	0	0	1330	1330
1345	144	1	136	6	1	0	0	1345	1345
1400	128	2	120	5	1	0	0	1400	1400
1415	116	1	107	6	2	0	0	1415	1415
1430	155	3	144	6	0	0	2	1430	1430
1445	102	4	94	4	0	0	0	1445	1445
1500	95	0	94	1	0	0	0	1500	1500
1515	112	1	103	6	1	1	0	1515	1515
1530	124	0	115	8	1	0	0	1530	1530
1545	139	3	128	7	1	0	0	1545	1545
1600	98	2	93	3	0	0	0	1600	1600
1615	94	1	90	3	0	0	0	1615	1615
1630	106	2	101	3	0	0	0	1630	1630
1645	92	2	87	2	1	0	0	1645	1645
1700	86	0	80	6	0	0	0	1700	1700
1715	98	1	94	3	0	0	0	1715	1715
1730	91	1	85	5	0	0	0	1730	1730
1745	85	2	80	3	0	0	0	1745	1745
1800	90	0	88	2	0	0	0	1800	1800
1815	76	0	72	3	1	0	0	1815	1815
1830	93	1	88	4	0	0	0	1830	1830
1845	85	1	83	1	0	0	0	1845	1845
1900	62	2	57	3	0	0	0	1900	1900
1915	70	0	64	6	0	0	0	1915	1915
1930	75	2	70	3	0	0	0	1930	1930
1945	46	2	42	1	0	0	1	1945	1945
2000	62	1	59	1	1	0	0	2000	2000
2015	70	0	68	2	0	0	0	2015	2015
2030	40	1	39	1	0	0	0	2030	2030
2045	46	1	43	2	0	0	0	2045	2045
2100	47	2	44	1	0	0	0	2100	2100
2115	32	2	40	0	0	0	0	2115	2115
2130	42	1	40	1	0	0	0	2130	2130
2145	47	1	44	1	1	0	0	2145	2145
2200	51	0	51	0	0	0	0	2200	2200
2215	35	0	32	3	0	0	0	2215	2215
2230	29	0	28	1	0	0	0	2230	2230
2245	22	0	22	0	0	0	0	2245	2245
2300	18	0	18	0	0	0	0	2300	2300
2315	23	0	23	0	0	0	0	2315	2315
2330	4748	67	4427	218	21	12	3	2330	2330
2345	5537	82	5168	247	23	14	3	2345	2345
07-19	5804	84	5426	252	25	14	3	07-19	07-19
06-22	5971	86	5576	286	25	15	3	06-22	06-22
06-00	0	0	0	0	0	0	0	06-00	06-00
00-00	0	0	0	0	0	0	0	00-00	00-00

Time	Vbin 0 10	Vbin 10 15	Vbin 15 20	Vbin 20 25	Vbin 25 30	Vbin 30 35	Vbin 35 40	Vbin 40 45	Vbin 45 50	Vbin 50 60	Vbin 60 70	Vbin 70 80	Vbin 80 90	Vbin 90 100	Mean 85	Vpp 85	JPSL 60	JPSL% 60	PSL1 69	PSL1% 69	PSL2 75	PSL2% 75	DfT 82	DfT% 82
0000	0	0	0	0	0	0	1	5	4	7	1	0	0	0	47.4	54.7	1	4.3	1	4.3	0	0.0	0	0.0
0015	0	0	0	1	0	0	0	0	0	0	0	0	0	0	53.2 -		0	0.0	0	0.0	0	0.0	0	0.0
0030	0	0	0	0	0	0	0	1	1	2	0	0	0	0	54.6 -		2	22.2	0	0.0	0	0.0	0	0.0
0045	0	0	0	0	0	0	0	0	0	0	0	0	0	0	45.1 -		0	0.0	0	0.0	0	0.0	0	0.0
0100	0	0	0	0	0	0	0	0	0	0	0	0	0	0	50.9 -		1	11.1	1	11.1	0	0.0	0	0.0
0115	0	0	0	0	0	0	0	0	0	0	0	0	0	0	54.2 -		2	22.2	1	11.1	0	0.0	0	0.0
0130	0	0	0	0	0	0	0	0	0	0	0	0	0	0	53.8 -		1	16.7	0	0.0	0	0.0	0	0.0
0145	0	0	0	0	0	0	0	0	0	0	0	0	0	0	50.3 -		1	12.5	0	0.0	0	0.0	0	0.0
0200	0	0	0	0	0	0	0	0	0	0	0	0	0	0	52.6 -		2	22.2	0	0.0	0	0.0	0	0.0
0215	0	0	0	0	0	0	0	0	0	0	0	0	0	0	56.6 -		1	14.3	0	0.0	0	0.0	0	0.0
0230	0	0	0	0	0	0	0	0	0	0	0	0	0	0	48.7 -		0	0.0	0	0.0	0	0.0	0	0.0
0245	0	0	0	0	0	0	0	0	0	0	0	0	0	0	43.1 -		0	0.0	0	0.0	0	0.0	0	0.0
0300	0	0	0	0	0	0	0	0	0	0	0	0	0	0	52.7 -		1	14.3	0	0.0	0	0.0	0	0.0
0315	0	0	0	0	0	0	0	0	0	0	0	0	0	0	59.1 -		1	50.0	0	0.0	0	0.0	0	0.0
0330	0	0	0	0	0	0	0	0	0	0	0	0	0	0	48.7 -		0	0.0	0	0.0	0	0.0	0	0.0
0345	0	0	0	0	0	0	0	0	0	0	0	0	0	0	52.0 -		1	25.0	0	0.0	0	0.0	0	0.0
0400	0	0	0	0	0	0	0	0	0	0	0	0	0	0	37.2 -		0	0.0	0	0.0	0	0.0	0	0.0
0415	0	0	0	0	0	0	0	0	0	0	0	0	0	0	49.7 -		0	0.0	0	0.0	0	0.0	0	0.0
0430	0	0	0	0	0	0	0	0	0	0	0	0	0	0	53.2 -		0	0.0	0	0.0	0	0.0	0	0.0
0445	0	0	0	0	0	0	0	0	0	0	0	0	0	0	47.2 -		0	0.0	0	0.0	0	0.0	0	0.0
0500	0	0	0	0	0	0	0	0	0	0	0	0	0	0	45.4 -		0	0.0	0	0.0	0	0.0	0	0.0
0515	0	0	0	0	0	0	0	0	0	0	0	0	0	0	51.5 -		0	0.0	0	0.0	0	0.0	0	0.0
0530	0	0	0	0	0	0	0	0	0	0	0	0	0	0	54.6 -		0	0.0	0	0.0	0	0.0	0	0.0
0545	0	0	0	0	0	0	0	0	0	0	0	0	0	0	52.3 -		0	0.0	0	0.0	0	0.0	0	0.0
0600	0	0	0	0	0	0	0	0	0	0	0	0	0	0	49.9 -		1	11.1	0	0.0	0	0.0	0	0.0
0615	0	0	0	0	0	0	0	0	0	0	0	0	0	0	50.6	57.6	1	4.2	0	0.0	0	0.0	0	0.0
0630	0	0	0	0	0	0	1	4	6	11	0	0	0	0	51.2	58.7	1	4.3	1	4.3	0	0.0	0	0.0
0645	0	0	0	0	0	0	1	6	9	10	0	1	0	0	48.2	54.2	0	0.0	0	0.0	0	0.0	0	0.0
0700	0	0	0	0	0	0	0	5	8	8	1	0	0	0	49.5	57.1	1	4.5	0	0.0	0	0.0	0	0.0
0715	0	0	0	0	0	0	0	5	8	12	1	2	0	0	51.4	57.8	3	10.7	2	7.1	0	0.0	0	0.0
0730	0	0	0	0	0	0	1	7	8	9	0	0	0	0	48.6	57.3	0	0.0	0	0.0	0	0.0	0	0.0
0745	0	0	0	0	0	0	2	6	8	4	2	0	0	0	46.9	55.2	2	8.3	1	4.2	0	0.0	0	0.0
0800	0	0	0	0	0	0	2	2	13	13	2	2	2	1	54.7	72.0	7	20.0	5	14.3	5	14.3	5	14.3
0815	0	0	0	0	0	0	1	5	10	17	1	0	0	0	49.1	53.6	1	2.8	1	2.8	0	0.0	0	0.0
0830	0	0	0	0	0	0	4	11	22	14	14	1	0	0	47.3	52.8	1	1.9	0	0.0	0	0.0	0	0.0
0845	0	0	0	0	0	0	1	10	26	16	2	0	0	0	48.9	54.7	2	3.6	0	0.0	0	0.0	0	0.0
0900	0	0	0	0	0	0	6	21	29	14	1	0	0	0	46.7	51.7	1	1.4	0	0.0	0	0.0	0	0.0
0915	0	0	0	0	0	0	11	17	20	12	0	0	0	0	44.7	51.7	0	0.0	0	0.0	0	0.0	0	0.0
0930	0	0	0	0	0	0	7	22	21	20	2	0	0	0	46.9	54.1	0	0.0	0	0.0	0	0.0	0	0.0
0945	0	0	0	0	0	0	3	28	35	25	35	0	0	0	48.6	53.5	2	2.5	0	0.0	0	0.0	0	0.0
1000	0	0	0	0	0	0	3	32	53	21	0	0	0	0	48.1	53.1	3	3.1	0	0.0	0	0.0	0	0.0
1015	0	0	0	0	0	0	7	36	47	25	6	0	1	0	47.2	51.6	0	0.0	0	0.0	0	0.0	0	0.0
1030	0	0	0	0	0	0	3	13	51	29	52	37	0	0	47.3	51.6	7	5.7	2	1.6	1	0.8	1	0.8
1045	0	0	0	0	0	0	4	10	13	46	33	36	3	0	47.8	53.7	3	2.2	0	0.0	0	0.0	0	0.0
1100	0	0	0	0	0	0	5	14	45	66	23	4	0	0	45.7	50.3	0	0.0	0	0.0	0	0.0	0	0.0
1115	0	0	0	0	0	0	1	2	13	61	51	31	0	0	46.0	50.7	4	2.5	1	0.6	0	0.0	0	0.0
1130	0	0	0	0	0	0	1	10	35	62	28	1	0	0	46.8	50.9	1	0.7	0	0.0	0	0.0	0	0.0
1145	0	0	0	0	0	0	2	25	44	53	26	1	0	0	45.5	51.1	1	0.7	0	0.0	0	0.0	0	0.0
1200	0	0	0	0	0	0	6	43	53	17	1	0	0	0	46.0	50.1	1	0.8	0	0.0	0	0.0	0	0.0
1215	0	0	0	0	0	0	7	37	57	41	4	1	0	0	47.8	52.5	5	3.4	1	0.7	0	0.0	0	0.0
1230	0	0	0	0	0	0	18	50	62	27	3	1	0	0	46.4	51.5	4	2.5	1	0.6	0	0.0	0	0.0
1245	0	0	0	0	0	0	23	40	52	34	0	0	0	0	46.0	52.2	1	0.7	0	0.0	0	0.0	0	0.0
1300	0	0	0	0	0	1	8	54	44	29	0	0	0	0	45.7	50.8	0	0.0	0	0.0	0	0.0	0	0.0
1315	0	0	0	0	0	1	13	59	45	26	0	0	0	0	45.5	50.4	0	0.0	0	0.0	0	0.0	0	0.0
1330	0	0	0	0	0	2	28	57	38	19	4	1	0	0	48.5	52.3	3	2.3	1	0.8	1	0.8	1	0.8
1345	0	0	0	0	0	6	40	46	19	42	1	0	0	0	47.4	51.6	1	0.6	1	0.9	1	0.9	1	0.9
1400	0	0	0	0	0	18	39	54	42	4	1	0	0	0	47.0	52.9	1	0.6	0	0.0	0	0.0	0	0.0
1415	0	0	0	0	0	25	46	25	4	1	0	0	0	0	48.3	53.7	5	4.9	1	1.0	0	0.0	0	0.0
1430	0	0	0	0	0	20	38	35	1	0	0	0	0	0	48.7	53.3	1	1.1	0	0.0	0	0.0	0	0.0
1445	0	0	0	0	0	28	42	23	2	0	0	0	0	0	45.9	51.8	2	1.8	0	0.0	0	0.0	0	0.0
1500	0	0	0	0	1	8	34	52	32	2	0	0	0	0	47.7	51.3	2	1.6	0	0.0	0	0.0	0	0.0
1515	0	0	0	0	0	7	38	70	21	1	1	0	0	0	47.2	50.9	3	2.2	2	1.4	1	0.7	1	0.7
1530	0	0	0	0	1	1	26	41	27	2	0	0	0	0	47.8	52.0	2	2.0	0	0.0	0	0.0	0	0.0
1545	0	0	0	0	2	3	27	39	33	2	0	0	0	0	48.5	53.6	4	3.8	2	1.9	1	0.9	1	0.9
1600	0	0	0	0	4	10	13	46	35	3	0	0	1	0	48.4	52.9	3	2.8	0	0.0	0	0.0	1	1.1
1615	0	0	0	0	1	9	14	30	28	2	0	0	0	0	48.7	56.8	4	4.7	2	2.3	0	0.0	0	0.0
1630	0	0	0	0	2	4	28	35	27	4	0	0	0	0	48.4	54.0	4	4.1	1	1.0	0	0.0	0	0.0
1645	0	0	0	0	1	1	22	31	34	3	0	0	0	0	49.4	56.1	3	3.3	0	0.0	0	0.0	0	0.0
1700	0	0	0	0	1	6	14	29	37	5	0	0	0	0	49.4	55.1	5	5.5	1	1.1	0	0.0	0	0.0
1715	0	0	0	0	1	12	44	30	2	0	1	0	0	0	49.4	53.5	3	3.3	1	1.1	1	1.1	1	1.1
1730	0	0	0	0	2	18	31	32	3	0	0	0	0	0	48.2	52.5	2	2.6	0	0.0	0	0.0	1	1.1
1745	0	0	0	0	1	4	26	28	23	1	0	0	1	0	47.4	53.0	2	2.4	1	1.2	1	1.2	1	1.2
1800	0	0	0	0	1	5	24	25	14	2	0	0	0	0	46.8	51.8	2	2.9	0	0.0	2	3.2	2	3.2
1815	0	0	0	0	3	6	12	28	26	2	0	0	1	0	49.2	56.3	2	4.0	1	1.3	0	0.0	0	0.0
1830	0	0	0	0	1	6	14	18	22	1	1	0	0	0	48.8	54.4	2	4.3	0	0.0	0	0.0	0	0.0
1845	0	0	0	0	1	5	20	19	25	0	1	0	0	0	48.3	54.6	2	3.2	1	1.6	0	0.0	0	0.0
1900	0	0	0	0	2	2	10	12	12	2	0	1	0	0	49.5	57.8	4	10.0	2	5.0	2	5.0	2	5.0
1915	0	0	0	0	1	3	3	26	12	2	0	1	0	0	49.0	52.7	2	4.3	0	0.0	0	0.0	0	0.0
1930	0	0	0	0	1	1	18	11	15	2	0	0	0	0	48.4	54.9	2	4.3	0	0.0	0	0.0	0	0.0
1945	0	0	0	0	7	8	9	9	12	3	0	0	0	0	46.7	56.4	3	7.1	4	12.5	1	3.1	1	3.1
2000	0	0	0	0	1	2	10	20	13	0	0	0	0	0	46.2	52.7	1	2.1	0	0.0	0	0.0	0	0.0
2015	0	0	0	0	1	1	14	19	16	1	0	0	0	0	48.1	54.2	1	2.0	0	0.0	0	0.0	0	0.0
2030	0	0	0	0	1	1	8	11	11	1	1	0	0	0	48.9	57.2	2	5.7	1	2.9	0	0.0	0	0.0
2045	0	0	0	0	1	3	9	14	14	1	0	0	0	0	51.6	57.7	2	6.9	1	3.4	0	0.0	0	0.0
2100	0	0	0	0	1	4	4	4	9	1	0	0	0	0	48.1	57.7	1	4.5	0	0.0	0	0.0	0	0.0
2115	0	0	0	0	1	1	0	0	7	0	0	0	0	0	51.8	60.8	3	16.7	0	0.0	0	0.0	0	0.0
2130	0	0	0	0	1	0	0	0	10	8	0	0	0	0	48.8	53.5	0	0.0	0	0.0	0	0.0	0	0.0
2145	1	37	304	1274	1830	1185	93	14	7	1	47.4	52.3	115	2.4	29	0.6	12	0.3						
2200	1	41	353	1451	2091	1444	119	23	10	2	47.6	52.8	154	2.8	43	0.8	21	0.4						
2215	4	43	370	1507	2177	1534	129	26	10	2	47.7	53.0	167	2.9	46	0.8	21	0.4						
2230	4	45	377	1535	2214	1607	147	26	10	2	47.7	53.1	185	3.1	47	0.8	21	0.4						

	DIR 2
ALL VEHICLES	TOTAL
Mcycles	CLASS 1
Cars, taxis, 4WD	CLASS 2
LGV	CLASS 3
OGV1	CLASS 4
OGV2	CLASS 5
PSV	CLASS 6
	TIME
0 - 10 mph	0-10mph
10 - 15 mph	10-15mph
15 - 20 mph	15-20mph
20 - 25 mph	20-25mph
25 - 30 mph	25-30mph
30 - 35 mph	30-35mph
35 - 40 mph	35-40mph
40 - 45 mph	40-45mph
45 - 50 mph	45-50mph
50 - 60 mph	50-60mph
60 - 70 mph	60-70mph
70 - 80 mph	70-80mph
80 - 90 mph	80-90mph
90 - 100 mph	90mph+
AVG SPD	AVG SPD
85%ile	85%ile
> 60mph	PSL SPEEDING
% > 60mph	PSL% SPEEDING
	ACPO SPEEDING
	ACPO% SPEEDING
	DfT SPEEDING
	DfT% SPEEDING

DIR 2

PROJECT 35202 Ashford, Kent
SITE 35202-003
LOCATION GREAT CHART BYPASS
DIRECTION **SOUTHBOUND ↓**
PSL 60mph

Mon 08 May
DAY 7

Time	Total	Cls 1	Cls 2	Cls 3	Cls 4	Cls 5	Cls 6	Fxd 1	Time
0000	17	0	14	1	1	1	0		0000
0015	14	0	14	0	0	0	0		0015
0030	13	1	12	0	0	0	0		0030
0045	13	0	12	1	0	0	0		0045
0100	17	0	11	2	1	1	0		0100
0115	10	0	9	1	0	0	0		0115
0130	5	1	3	1	0	0	0		0130
0145	7	0	7	0	0	0	0		0145
0200	4	0	4	0	0	0	0		0200
0215	6	0	6	0	0	0	0		0215
0230	6	0	6	0	0	0	0		0230
0245	0	0	0	0	0	0	0		0245
0300	4	0	4	0	0	0	0		0300
0315	4	0	4	0	0	0	0		0315
0330	4	1	3	0	0	0	0		0330
0345	3	0	3	0	0	0	0		0345
0400	4	0	3	1	0	0	0		0400
0415	1	0	1	0	0	0	0		0415
0430	1	0	1	0	0	0	0		0430
0445	4	0	2	1	1	0	0		0445
0500	5	0	5	0	0	0	0		0500
0515	3	0	3	0	0	0	0		0515
0530	3	0	3	0	0	0	0		0530
0545	11	0	7	1	2	1	0		0545
0600	11	0	5	1	4	1	0		0600
0615	23	0	16	2	5	0	0		0615
0630	17	0	14	1	1	1	0		0630
0645	26	0	21	5	0	0	0		0645
0700	35	0	29	2	2	2	0		0700
0715	25	2	17	5	1	0	0		0715
0730	32	0	28	4	0	0	0		0730
0745	40	1	31	7	1	0	0		0745
0800	25	0	22	3	0	0	0		0800
0815	33	0	27	6	0	0	0		0815
0830	33	0	29	3	1	0	0		0830
0845	41	2	33	3	2	1	0		0845
0900	52	0	42	8	1	0	0		0900
0915	72	0	66	3	3	2	0		0915
0930	74	3	63	7	1	0	0		0930
0945	97	2	86	7	2	0	0		0945
1000	75	1	73	0	1	0	0		1000
1015	107	0	98	6	2	1	0		1015
1030	102	2	96	3	1	0	0		1030
1045	119	2	112	4	0	0	0		1045
1100	122	1	114	5	2	0	0		1100
1115	129	0	123	6	0	0	0		1115
1130	149	1	132	11	1	4	0		1130
1145	119	1	106	10	2	0	0		1145
1200	148	1	141	4	2	0	0		1200
1215	156	1	148	4	2	1	0		1215
1230	129	2	122	4	1	0	0		1230
1245	145	0	134	7	4	0	0		1245
1300	154	1	138	12	2	1	0		1300
1315	151	0	134	14	2	1	0		1315
1330	143	0	134	8	0	1	0		1330
1345	127	0	114	12	0	1	0		1345
1400	127	3	116	7	1	0	0		1400
1415	147	1	138	7	1	0	0		1415
1430	128	1	123	4	0	0	0		1430
1445	122	1	112	8	1	0	0		1445
1500	136	1	131	2	2	0	0		1500
1515	148	1	143	4	0	0	0		1515
1530	135	0	126	7	1	1	0		1530
1545	136	0	129	7	0	0	0		1545
1600	123	0	114	9	0	0	0		1600
1615	117	1	111	4	0	1	0		1615
1630	96	1	92	2	0	1	0		1630
1645	113	6	95	10	2	0	0		1645
1700	102	0	95	5	1	1	0		1700
1715	111	0	108	2	1	0	0		1715
1730	118	1	113	3	1	0	0		1730
1745	101	0	98	3	0	0	0		1745
1800	96	2	89	4	0	1	0		1800
1815	94	2	90	2	0	0	0		1815
1830	87	2	77	7	1	0	0		1830
1845	86	1	79	6	0	0	0		1845
1900	78	1	72	4	1	0	0		1900
1915	80	0	80	0	0	0	0		1915
1930	66	0	61	2	2	1	0		1930
1945	84	0	80	4	0	0	0		1945
2000	61	1	55	4	0	1	0		2000
2015	70	0	67	2	0	1	0		2015
2030	39	1	37	1	0	0	0		2030
2045	41	2	38	1	0	0	0		2045
2100	40	0	38	2	0	0	0		2100
2115	39	0	39	0	0	0	0		2115
2130	44	0	42	2	0	0	0		2130
2145	36	0	34	2	0	0	0		2145
2200	27	0	24	2	1	0	0		2200
2215	28	0	27	1	0	0	0		2215
2230	22	0	21	1	0	0	0		2230
2245	23	1	21	0	1	0	0		2245
2300	20	0	20	0	0	0	0		2300
2315	19	0	17	1	1	0	0		2315
2330	7	0	5	0	0	0	0		2330
2345	7	0	7	0	0	0	0		2345
07-19	4957	47	4571	271	42	23	3		07-19
06-22	5712	52	5270	303	55	28	4		06-22
06-00	5865	53	5412	310	58	28	4		06-00
00-00	6030	57	5558	320	61	30	4		00-00

Time	Vbin 0 10	Vbin 10 15	Vbin 15 20	Vbin 20 25	Vbin 25 30	Vbin 30 35	Vbin 35 40	Vbin 40 45	Vbin 45 50	Vbin 50 60	Vbin 60 70	Vbin 70 80	Vbin 80 90	Vbin 90 100	Mean	V85	jPSL 60	jPSL% 60	jPSL 68	jPSL% 68	jPSL 75	jPSL% 75
0000	0	0	0	0	0	0	0	0	0	0	0	0	0	0	46.8	57.4	1	5.9	0	0.0	0	0.0
0015	0	0	0	0	0	0	1	4	1	8	0	0	0	0	48.9	55.1	0	0.0	0	0.0	0	0.0
0030	0	0	0	0	0	0	0	2	5	5	1	0	0	0	47.2	54.0	0	0.0	0	0.0	0	0.0
0045	0	0	0	0	0	0	0	2	4	5	1	0	0	0	52.6	66.6	2	15.4	1	7.7	0	0.0
0100	0	0	0	0	0	0	0	3	6	4	0	0	0	0	47.3	52.1	0	0.0	0	0.0	0	0.0
0115	0	0	0	0	0	0	0	4	7	4	0	0	0	0	49.1	58.2	1	5.9	0	0.0	0	0.0
0130	0	0	0	0	0	0	0	3	4	2	0	0	0	0	51.6 -		1	10.0	0	0.0	0	0.0
0145	0	0	0	0	0	0	1	2	2	2	0	0	0	0	43.5 -		0	0.0	0	0.0	0	0.0
0200	0	0	0	0	0	0	0	2	5	3	0	0	0	0	49.1 -		1	10.0	0	0.0	0	0.0
0215	0	0	0	0	0	0	1	1	0	2	1	0	0	0	54.1 -		0	0.0	0	0.0	0	0.0
0230	0	0	0	0	0	0	0	0	0	3	1	0	0	0	-		1	25.0	1	25.0	0	0.0
0245	0	0	0	0	0	0	0	2	0	3	1	0	0	0	55.4 -		1	16.7	0	0.0	0	0.0
0300	0	0	0	0	0	0	1	0	0	2	0	0	0	0	-		0	0.0	0	0.0	0	0.0
0315	0	0	0	0	0	0	1	1	0	1	0	0	0	0	48.9 -		0	0.0	0	0.0	0	0.0
0330	0	0	0	0	0	0	0	2	2	1	0	0	0	0	47.3 -		0	0.0	0	0.0	0	0.0
0345	0	0	0	0	0	0	1	0	1	0	0	0	0	0	41.7 -		0	0.0	0	0.0	0	0.0
0400	0	0	0	0	0	0	0	0	0	0	0	0	0	0	39.7 -		0	0.0	0	0.0	0	0.0
0415	0	0	0	0	0	0	1	1	1	2	0	0	0	0	47.8 -		0	0.0	0	0.0	0	0.0
0430	0	0	0	0	0	0	0	1	0	0	0	1	0	0	77.4 -		1	100.0	1	100.0	1	100.0
0445	0	0	0	0	0	0	2	0	1	2	0	0	0	0	44.9 -		0	0.0	0	0.0	0	0.0
0500	0	0	0	0	0	0	0	0	2	2	1	0	0	0	52.3 -		1	20.0	0	0.0	0	0.0
0515	0	0	0	0	0	0	1	2	0	0	0	0	0	0	50.9 -		0	0.0	0	0.0	0	0.0
0530	0	0	0	0	0	0	2	0	1	1	0	0	0	0	49.9 -		0	0.0	0	0.0	0	0.0
0545	0	0	1	2	1	1	4	5	2	0	0	0	0	0	42.5	51.1	0	0.0	0	0.0	0	0.0
0600	0	0	0	0	0	1	1	7	5	2	0	0	0	0	45.2	50.7	0	0.0	0	0.0	0	0.0
0615	0	0	0	0	0	0	2	4	7	4	0	0	0	0	47.2	50.7	0	0.0	0	0.0	0	0.0
0630	0	0	0	0	0	0	4	4	6	0	0	0	0	0	49.9	58.5	1	5.9	1	5.9	1	5.9
0645	0	0	0	0	0	0	1	4	9	12	0	0	0	0	49.4	53.9	0	0.0	0	0.0	0	0.0
0700	0	0	0	0	0	0	2	9	17	17	3	0	0	0	50.1	56.6	3	8.6	0	0.0	0	0.0
0715	0	0	1	4	12	6	1	0	0	0	0	0	0	0	47.6	54.7	1	4.0	0	0.0	0	0.0
0730	0	0	3	11	4	1	0	0	0	0	0	0	0	0	47.3	54.3	1	3.1	0	0.0	0	0.0
0745	0	2	5	7	12	2	0	0	0	0	0	0	0	0	47.4	55.2	2	5.0	0	0.0	0	0.0
0800	0	0	3	8	6	8	1	0	0	0	0	0	0	0	47.5	54.0	0	0.0	0	0.0	0	0.0
0815	0	0	5	11	7	9	2	0	0	0	0	0	0	0	46.2	53.3	1	3.0	0	0.0	0	0.0
0830	0	0	7	7	7	17	2	0	0	0	0	0	0	0	50.9	56.9	2	6.1	0	0.0	0	0.0
0845	1	1	7	15	13	13	0	0	0	0	0	1	0	0	49.5	54.5	1	2.4	1	2.4	0	0.0
0900	0	0	5	18	31	18	1	0	0	0	0	0	0	0	47.4	54.3	1	1.9	0	0.0	0	0.0
0915	0	0	5	18	32	17	1	0	0	0	1	0	0	0	47.3	52.2	1	1.4	0	0.0	0	0.0
0930	0	1	2	22	32	17	2	0	0	0	0	0	0	0	48.0	52.0	2	2.7	0	0.0	0	0.0
0945	0	0	1	11	35	29	1	0	0	0	0	0	0	0	46.1	51.7	1	1.0	0	0.0	0	0.0
1000	0	0	7	25	25	16	1	1	0	0	0	0	0	0	47.3	52.7	2	2.7	1	1.3	0	0.0
1015	0	0	7	33	48	16	2	1	0	0	0	0	0	0	46.7	50.8	3	2.8	0	0.0	0	0.0
1030	1	2	23	40	40	24	3	0	0	0	0	0	0	0	46.8	51.0	3	2.9	1	1.0	0	0.0
1045	0	1	11	43	39	20	4	0	0	0	0	0	0	0	45.9	51.4	4	3.4	1	0.8	0	0.0
1100	0	0	16	30	45	31	0	0	0	0	0	0	0	0	46.5	51.7	0	0.0	0	0.0	0	0.0
1115	0	0	12	64	32	17	4	0	0	0	0	0	0	0	45.7	51.2	4	3.1	0	0.0	0	0.0
1130	0	4	19	57	45	23	1	0	0	0	0	0	0	0	44.9	50.8	1	0.7	0	0.0	0	0.0
1145	0	1	37	48	30	26	2	1	0	0	0	0	0	0	48.0	52.1	3	2.5	2	1.7	2	1.7
1200	0	2	23	60	35	26	0	0	0	0	0	0	0	0	44.9	50.9	2	1.4	0	0.0	0	0.0
1215	0	0	21	44	58	31	0	0	0	0	0	0	0	0	45.6	50.7	0	0.0	0	0.0	0	0.0
1230	0	0	5	53	49	21	1	0	0	0	1	0	0	0	46.1	50.5	1	0.8	1	0.8	0	0.0
1245	0	0	11	51	58	24	1	0	0	0	0	0	0	0	46.2	50.7	1	0.7	1	0.7	0	0.0
1300	0	1	19	41	60	30	3	1	0	0	0	0	0	0	46.6	51.9	4	2.6	2	1.3	0	0.0
1315	0	2	8	63	47	27	4	0	0	0	0	0	0	0	46.1	50.8	4	2.6	0	0.0	0	0.0
1330	0	3	13	38	53	33	2	0	1	0	0	0	0	0	46.7	52.4	3	2.1	2	1.4	0	0.0
1345	0	0	7	48	56	16	0	0	0	0	0	0	0	0	45.8	49.4	0	0.0	0	0.0	0	0.0
1400	0	1	5	41	52	25	1	1	0	2	0	0	0	0	46.8	51.5	3	2.4	2	1.6	0	0.0
1415	0	0	12	56	55	21	3	0	0	0	0	0	0	0	45.9	50.3	3	2.0	0	0.0	0	0.0
1430	0	0	2	50	50	26	0	0	0	0	0	0	0	0	46.4	51.3	0	0.0	0	0.0	0	0.0
1445	0	0	11	46	42	21	2	0	0	0	0	0	0	0	46.0	51.3	2	1.6	0	0.0	0	0.0
1500	0	0	8	15	36	45	29	3	0	0	0	0	0	0	45.9	51.8	3	2.2	0	0.0	0	0.0
1515	0	0	4	12	40	56	34	1	0	0	0	0	0	0	46.2	52.2	1	0.7	0	0.0	0	0.0
1530	0	0	0	10	38	51	31	3	1	0	0	0	0	0	47.9	53.9	5	3.7	2	1.5	0	0.0
1545	0	2	2	9	48	46	26	2	0	0	0	0	0	0	45.9	52.0	2	1.5	0	0.0	0	0.0
1600	0	0	8	29	60	21	3	0	0	0	0	0	0	0	46.7	51.0	3	2.4	1	0.8	0	0.0
1615	0	0	4	47	37	28	1	0	0	0	0	0	0	0	46.8	52.0	1	0.9	1	0.9	0	0.0
1630	0	1	5	31	27	32	0	1	0	0	0	0	0	0	47.7	54.1	1	1.0	1	1.0	0	0.0
1645	0	0	6	10	19	46	29	3	0	0	0	0	0	0	46.8	52.3	3	2.7	0	0.0	0	0.0
1700	0	0	7	29	33	33	32	1	0	0	0	0	0	0	47.5	53.1	1	1.0	0	0.0	0	0.0
1715	0	1	16	33	24	34	23	1	0	0	0	0	0	0	46.6	52.9	3	2.7	0	0.0	0	0.0
1730	0	0	6	31	35	43	3	0	0	0	0	0	0	0	48.2	53.3	3	2.5	0	0.0	0	0.0
1745	0	0	6	14	37	40	4	0	0	0	0	0	0	0	49.0	53.2	4	4.0	0	0.0	0	0.0
1800	0	0	6	24	30	30	5	0	1	0	0	0	0	0	48.8	54.6	6	6.3	1	1.0	1	1.0
1815	0	1	9	20	28	33	3	0	0	0	0	0	0	0	48.0	54.1	3	3.2	0	0.0	0	0.0
1830	0	0	4	16	37	26	2	1	0	0	0	0	0	0	49.3	54.8	4	4.6	2	2.3	2	2.3
1845	0	2	1	3	15	33	31	0	1	0	0	0	0	0	48.3	54.2	1	1.2	1	1.2	0	0.0
1900	0	0	0	6	19	24	26	2	0	0	0	0	0	0	48.9	57.3	3	3.8	1	1.3	0	0.0
1915	0	0	0	6	18	24	29	3	0	0	0	1	0	0	48.9	56.4	3	3.8	1	1.3	0	0.0
1930	0	0	0	4	13	23	19	5	0	0	2	0	0	0	50.3	58.0	7	10.6	3	4.5	0	0.0
1945	0	0	1	0	19	32	30	2	0	0	0	0	0	0	48.7	52.9	2	2.4	0	0.0	0	0.0
2000	0	0	0	3	13	21	20	2	2	0	0	0	0	0	49.4	56.0	4	6.6	3	4.9	1	1.6
2015	0	0	0	3	20	22	22	3	0	0	0	0	0	0	48.3	54.8	3	4.3	0	0.0	0	0.0
2030	0	0	0	0	13	13	11	1	1	0	0	0	0	0	49.6	58.7	2	5.1	1	2.6	0	0.0
2045	0	0	0	0	10	22	7	1	0	0	0	0	0	0	48.0	55.0	2	5.1	1	2.4	1	2.4
2100	0	0	0	0	9	13	9	2	1	0	0	0	0	0	47.3	54.1	1	2.6	0	0.0	0	0.0
2115	0	0	2	3	10	10	19	3	0	0	0	0	0	0	49.6	56.1	3	6.8	1	2.6	0	0.0
2130	0	0	0	0	9	16	8	1	0	0	0	0	0	0	48.9	57.0	3	6.8	0	0.0	0	0.0
2145	0	0	1	2	4	8	13	0	0	0	0	0	0	0	49.2	55.4	0	0.0	1	2.8	0	0.0
2200	0	0	1	1	8	11	7	0	0	0	0	0	0	0	47.1	54.4	0	0.0	0	0.0	0	0.0
2215	0	0	0	0	5	13	5	1	0	0	0	0	0	0	51.7	55.0	1	4.5	1	4.5	0	0.0
2230	0	1	1	1	3	4	7	0	2	1	0	0	0	0	48.7	60.2	3	13.0	1	4.3	0	0.0
2245	0	0	2	2	6	4	8	0	0	0	0	0	0	0	49.2	54.2	0	0.0	0	0.0	0	0.0
2300	0	0	2	2	1	6	9	0	0	0	0	0	0	0	50.8 -	56.1	0	0.0	0	0.0	0	0.0
2315	0	0	0	1	1	4	5	0	0	0	0	0	0	0	51.8 -		0	0.0	0	0.0	0	0.0
2330	0	0	0	0	0	1	1	1	1	0	0	0	0	0								
2345	0	0	0	0	0	1	1	1	1	0	0	0	0	0								
07-19	43	5	43	393	1620	1745	1144	87	13	3	0	46.8	52.2	103	2.1	24	0.5	5	0.1			
06-22	46	5	46	430	1702	2011	1375	113	19	7	0	47.0	52.5	139	2.4	37	0.6	10	0.2			
06-00	49	5	49	441	1731	2051	1441	115	21	7	0	47.1	52.6	143	2.4	39	0.7	11	0.2			
00-00	53	5	53	455	1761	2096	1502	122	23	7	0	47.1	52.7	152	2.5	42	0.7	12	0.2			

	DIR 2	
ALL VEHICLES	TOTAL	
Mcycles	CLASS 1	
Cars, taxis, 4WD	CLASS 2	
LGV	CLASS 3	
OGV1	CLASS 4	
OGV2	CLASS 5	
PSV	CLASS 6	
	TIME	
0 - 10 mph	0-10mph	
10 - 15 mph	10-15mph	
15 - 20 mph	15-20mph	
20 - 25 mph	20-25mph	
25 - 30 mph	25-30mph	
30 - 35 mph	30-35mph	
35 - 40 mph	35-40mph	
40 - 45 mph	40-45mph	
45 - 50 mph	45-50mph	
50 - 60 mph	50-60mph	
60 - 70 mph	60-70mph	
70 - 80 mph	70-80mph	
80 - 90 mph	80-90mph	
90 - 100 mph	90mph+	
AVG SPD	AVG SPD	
85%ile	85%ile	
> 60mph	PSL SPEEDING	
% > 60mph	PSL% SPEEDING	
	ACPO SPEEDING	
	ACPO% SPEEDING	
	DfT SPEEDING	
	DfT% SPEEDING	

ATC SUMMARY REPORT

PROJECT	35202 Ashford, Kent
LOCATION	35202-004 - Chart Road
LOC. DESC.	Chart Road
START DATE	Tue 25 Apr, 2023
END DATE	Mon 01 May, 2023
SPEED LIMIT	40mph
SURVEY TYPE	7-day ATC, 15min periods, 6 veh. classes

OVERVIEW

A 7-day automatic traffic count on Chart Road, commencing Tue 25 Apr 2023, recorded a total of 20,624 vehicles. The posted speed limit of 40mph was exceeded by 19.5% of vehicles, and the seasonally adjusted, combined AADT value is 3,140 (see Equipment & Methodology below).

COMBINED

Total recorded volume	**20,624**
Avg daily volume (based on 7 days)	2,946.3
Average daily speed (7 days)	34.0mph
Average daily 85%ile (7 days)	41.4mph
AADT (annual average daily traffic)	3,140
Avg weekday volume (Mon-Fri, 24hrs)	3,152.8
Avg weekday speed (Mon-Fri, 24hrs)	33.8mph
Avg 12hr weekday volume (Mon-Fri, 0700-1900)	2,727.6
Avg 12hr weekday speed (Mon-Fri, 0700-1900)	33.5mph

The combined summary on the left shows the total volumes, average speeds, AADT and 85%iles recorded in both directions from all the recorded data. Speeding vehicles are defined as those travelling 41mph and above.

The summaries below provide directionalised details including speeding percentages and weekday daytime details.

EASTBOUND →

Total recorded volume	**11,928**
Avg daily volume (based on 7 days)	1,704.0
Average daily speed (7 days)	35.7mph
Average daily 85%ile (7 days)	41.7mph
% of vehicles exceeding 40mph	21.1%
Avg weekday volume (Mon-Fri, 24hrs)	1,877.2
Avg weekday speed (Mon-Fri, 24hrs)	35.6mph
Avg 12hr weekday volume (Mon-Fri, 0700-1900)	1,657.4
Avg 12hr weekday speed (Mon-Fri, 0700-1900)	35.6mph
Avg 12hr weekday 85%ile (Mon-Fri, 0700-1900)	41.3mph

WESTBOUND ←

Total recorded volume	**8,696**
Avg daily volume (based on 7 days)	1,242.3
Average daily speed (7 days)	32.3mph
Average daily 85%ile (7 days)	41.1mph
% of vehicles exceeding 40mph	17.9%
Avg weekday volume (Mon-Fri, 24hrs)	1,275.6
Avg weekday speed (Mon-Fri, 24hrs)	32.0mph
Avg 12hr weekday volume (Mon-Fri, 0700-1900)	1,070.2
Avg 12hr weekday speed (Mon-Fri, 0700-1900)	31.5mph
Avg 12hr weekday 85%ile (Mon-Fri, 0700-1900)	40.3mph

SITE LOCATION

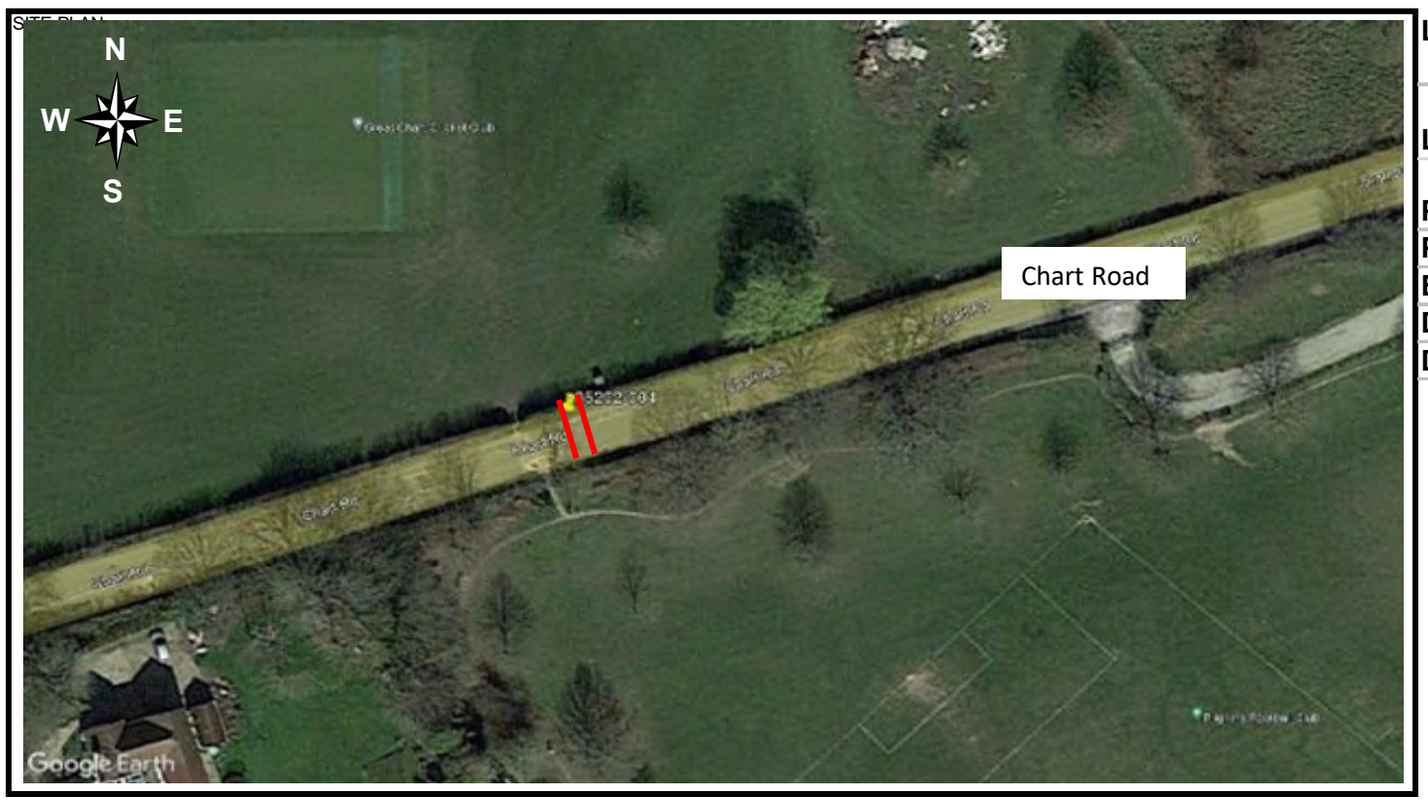

Location	Chart Road
Lat, lng.	51° 8'43.00"N, 0°50'8.32"E
Project & site	35202-004
PSL	40mph
Bus route	No
Direction 1	Eastbound→
Direction 2	Westbound←

DAILY SPEEDS

EASTBOUND →

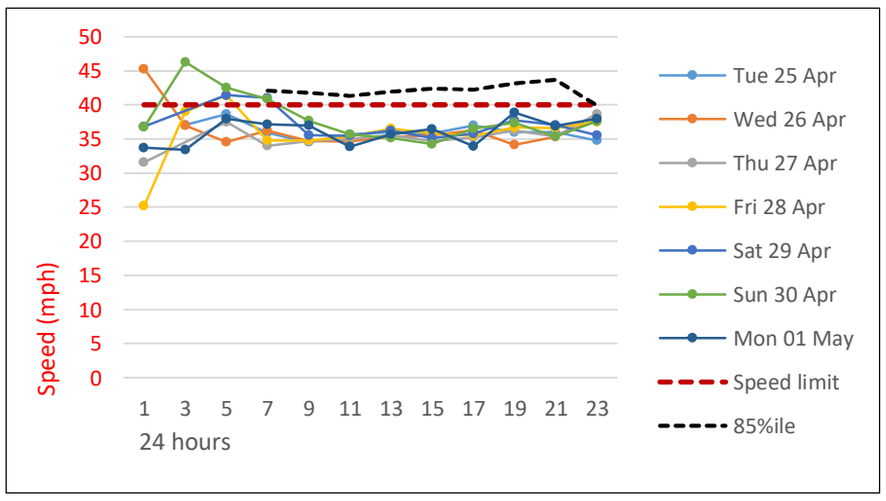

WESTBOUND ←

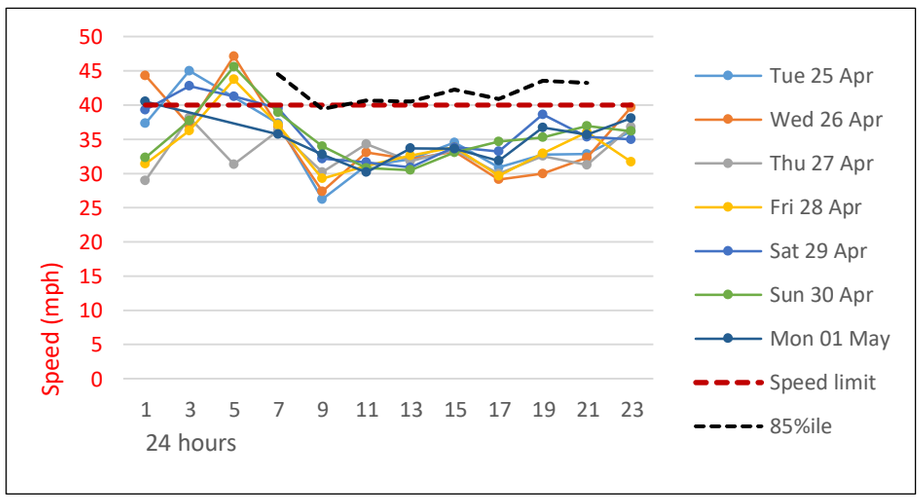

Average daily speeds (solid thin colours) and 85%ile (dashed black) compared against 40mph posted speed limit (dashed red). The 85%ile is the speed at which 85% of all vehicles are observed to travel under free flowing conditions. A minimum of ten vehicles per speed bin is required for this calculation, hence the overnight low-volume 85%ile values may be zero.

The peak average eastbound daytime speed was 41.6mph at 15:00 on Mon 01 May, whilst the peak average westbound speed was 55.2mph at 07:00 on Sat 29 Apr (based on 15min averages between 0700 & 1900).

HOURLY VOLUMES

EASTBOUND →

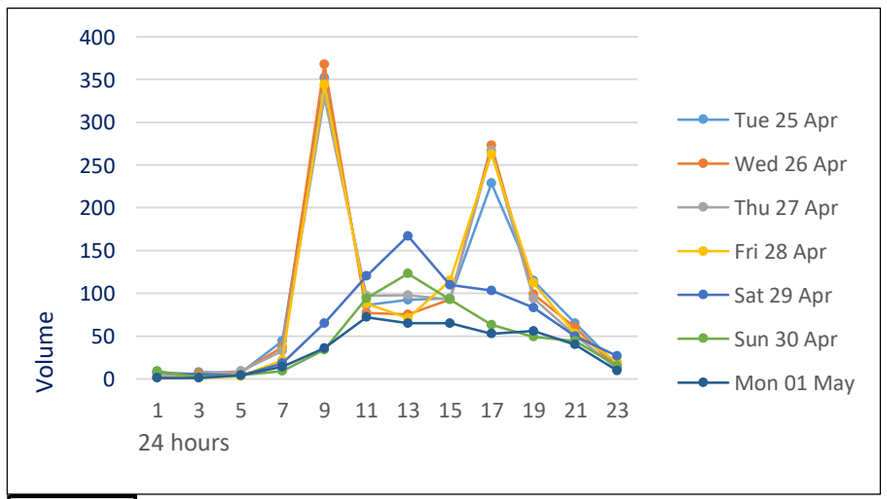

→ Hourly eastbound traffic volumes over each 24hr period for 7 days from all available data.

WESTBOUND ←

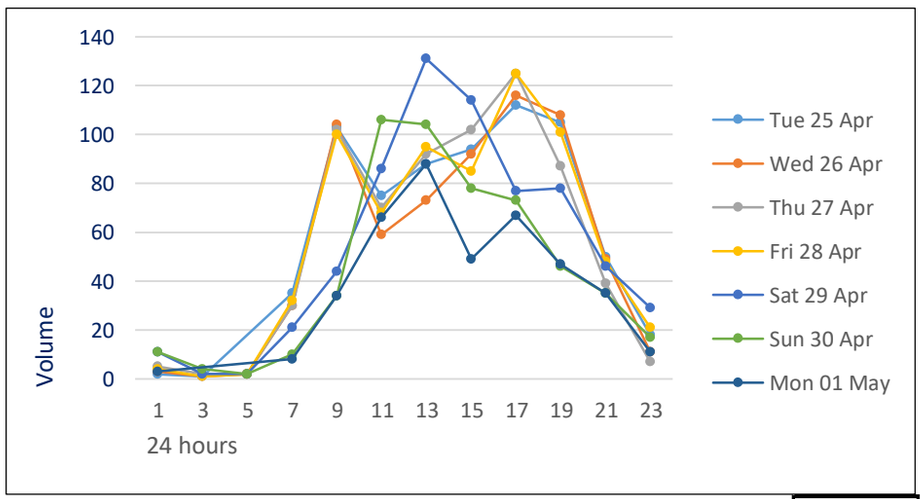

Hourly westbound traffic volumes over each 24hr period for 7 days from all available data. ←

15min VOL & SPEED

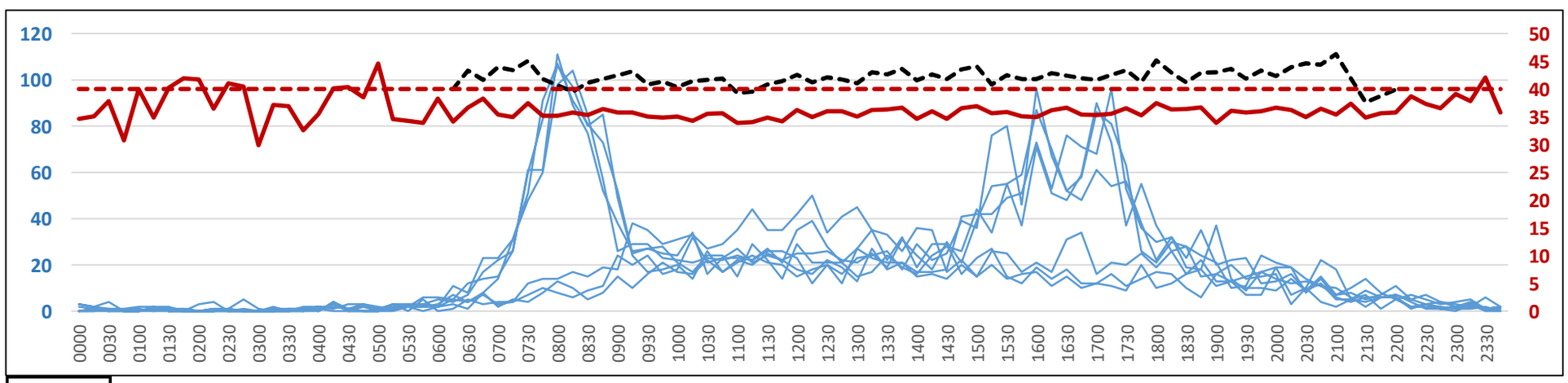

→ 15min daily eastbound flows (blue), against the average speed (red) and 85%ile (dotted black) for each 15min period over the 7-day period.

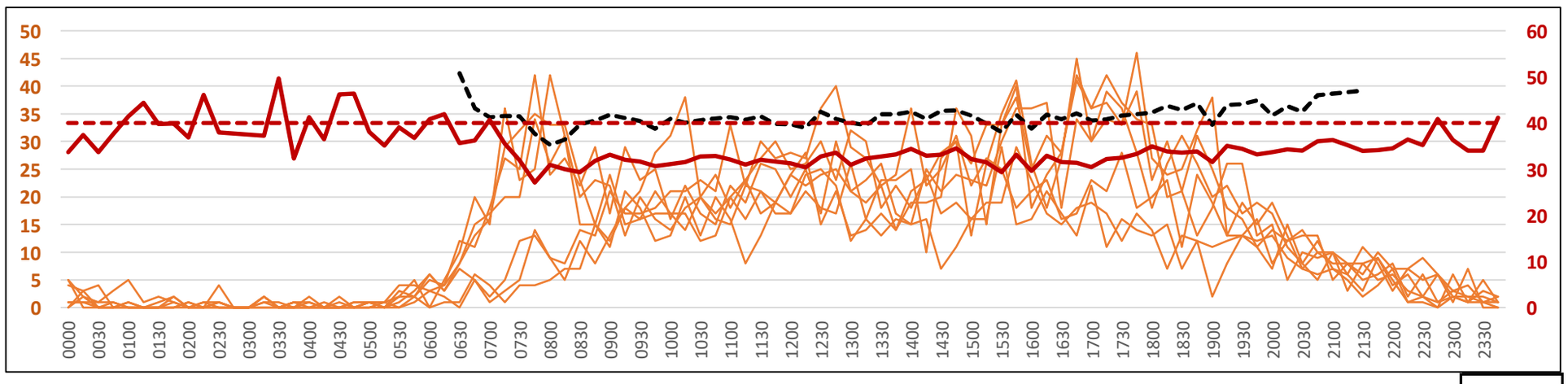

15min daily westbound flows (orange), against the average weekly speed (red) and 85%ile (dotted black) for each 15min period over the 7-day period. ←

DAILY VOLUMES

EAST & WESTBOUND

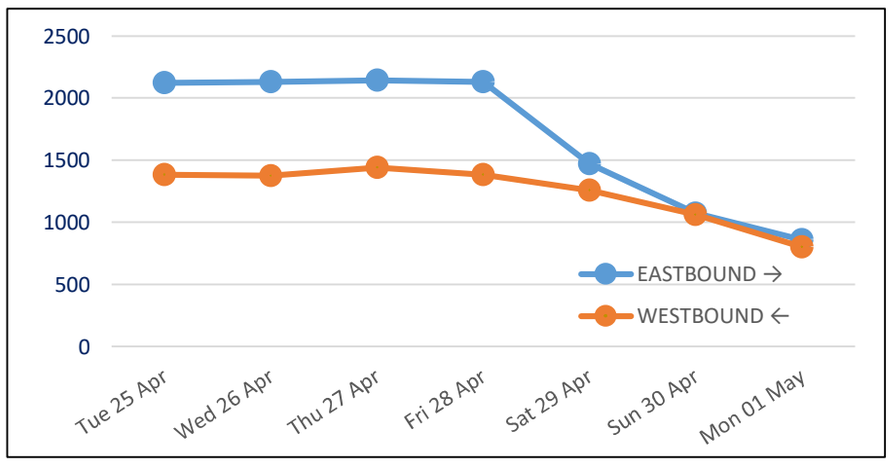

Total 24hr eastbound (blue) and westbound (orange) traffic volumes over 7 consecutive days from all available data.

Unusually, the lowest volumes were NOT recorded on a Sunday but on the Monday, whilst the highest was on the Thursday.

7-DAY AVERAGE CLASSES

EASTBOUND 7-DAY AVG →

TIME	MOTOR CYCLES	CARS / LGV	OGV1	OGV2	PSV	TOTAL
0000	0.0	3.4	0.0	0.0	0.0	**3.4**
0100	0.0	2.3	0.0	0.0	0.0	**2.3**
0200	0.0	2.6	0.0	0.0	0.0	**2.6**
0300	0.0	1.7	0.0	0.0	0.0	**1.7**
0400	0.1	5.3	0.1	0.0	0.0	**5.6**
0500	0.9	6.0	0.0	0.6	0.0	**7.4**
0600	1.6	23.3	0.1	0.3	0.0	**25.3**
0700	1.4	106.3	2.4	1.3	0.0	**111.4**
0800	1.9	210.9	3.3	1.4	0.9	**218.3**
0900	2.0	99.9	2.1	0.1	0.0	**104.1**
1000	1.9	86.4	1.7	0.6	0.0	**90.6**
1100	3.4	92.3	2.4	0.3	0.0	**98.4**
1200	2.0	95.0	1.4	0.1	0.1	**98.7**
1300	1.6	94.4	1.4	0.6	0.3	**98.3**
1400	2.6	89.7	2.1	0.3	0.0	**94.7**
1500	1.6	141.6	2.6	0.6	0.0	**146.3**
1600	2.0	172.1	4.1	0.4	0.0	**178.7**
1700	3.0	162.3	0.0	0.4	0.0	**165.7**
1800	1.0	85.1	0.7	0.0	0.0	**86.9**
1900	1.0	59.3	0.9	0.3	0.0	**61.4**
2000	0.9	50.6	0.4	0.0	0.0	**51.9**
2100	0.6	25.0	0.9	0.0	0.0	**26.4**
2200	0.1	15.9	0.1	0.0	0.0	**16.1**
2300	0.3	7.4	0.0	0.0	0.0	**7.7**
12hr TTL	**24.3**	**1436.0**	**24.4**	**6.1**	**1.3**	**1492.1**
24hr TTL	**29.7**	**1638.7**	**27.0**	**7.3**	**1.3**	**1704.0**
	2%	96%	2%	0%	0%	

WESTBOUND 7-DAY AVG ←

TIME	MOTOR CYCLES	CARS / LGV	OGV1	OGV2	PSV	TOTAL
0000	0.0	5.6	0.0	0.0	0.0	**5.6**
0100	0.0	2.4	0.0	0.0	0.0	**2.4**
0200	0.0	1.6	0.0	0.0	0.0	**1.6**
0300	0.0	1.6	0.0	0.0	0.0	**1.6**
0400	0.0	1.3	0.1	0.0	0.0	**1.4**
0500	0.0	5.6	0.0	0.0	0.0	**5.6**
0600	0.4	21.6	1.0	0.7	0.0	**23.7**
0700	1.7	64.4	2.0	0.7	0.0	**68.9**
0800	1.3	71.6	1.3	0.3	0.0	**74.4**
0900	2.4	69.6	1.6	0.6	0.0	**74.1**
1000	2.0	71.0	2.1	0.4	0.1	**75.7**
1100	1.3	81.1	1.1	0.4	0.0	**84.0**
1200	2.1	91.7	1.9	0.0	0.1	**95.9**
1300	2.0	77.9	0.9	0.7	0.0	**81.4**
1400	1.9	84.1	1.1	0.4	0.1	**87.7**
1500	2.6	100.0	0.6	0.6	0.0	**103.7**
1600	2.6	96.1	0.3	0.3	0.0	**99.3**
1700	2.9	108.4	1.0	0.1	0.1	**112.6**
1800	1.9	78.9	1.0	0.0	0.0	**81.7**
1900	1.4	63.1	0.7	0.1	0.1	**65.6**
2000	1.3	41.1	0.7	0.0	0.0	**43.1**
2100	0.4	27.0	0.4	0.0	0.0	**27.9**
2200	0.3	15.9	0.0	0.1	0.0	**16.3**
2300	0.3	7.9	0.0	0.0	0.0	**8.1**
12hr TTL	**24.6**	**994.9**	**14.9**	**4.6**	**0.6**	**1039.4**
24hr TTL	**28.7**	**1189.4**	**17.9**	**5.6**	**0.7**	**1242.3**
	2%	96%	1%	0%	0%	

Average daily eastbound and westbound volumes by class (condensed to the AQMA scheme), including 12hr totals for 0700-1900 and overall average percentages. Calculated from all available data over 7 days.

CYCLE PROVISION

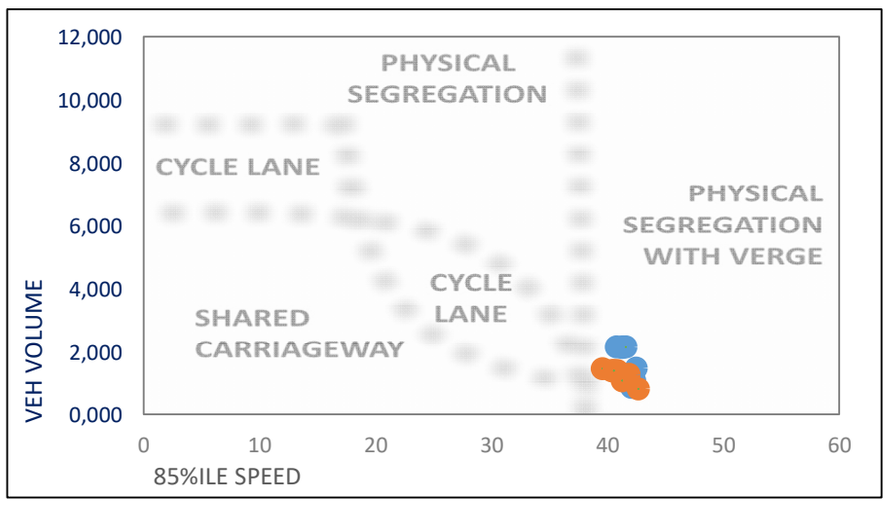

The diagram compares total daily traffic flow (vertical axis) against the average daily 85%ile speed (horizontal axis) to demonstrate cyclist and vulnerable user considerations.

The guidelines are based on the Sustrans Design Manual (Apr 2014); Understanding User Needs, part 2.

Valid 85%iles are required to plot the graph.

METHODOLOGY

Equipment & methodology

Automatic traffic counts are undertaken using a pair of pneumatic tubes installed securely across the carriageway, one metre apart, recording air pulses to determine vehicle speed, class and volume. The ATC equipment generally remains in place for a consecutive seven day period, and the data analysed post-survey.

In queuing conditions, the accuracy of ATC recording equipment will reduce as follows;

- 20 – 30mph: potential reduction of 9% accuracy in volume values
- 10 – 20mph: potential reduction of 26% accuracy in volume values
- 00 – 10mph: potential reduction of 39% accuracy in volume values

These figures are based on multiple ATC results compared against accepted reference values from resilient manual counts.

AADTs are calculated using the seasonal COBA methodology; DMRB Vol. 13, Pt 4:

Equipment damage & failure

Although checked intermittently the equipment remains unmanned for much of the duration of the survey, and can potentially be interfered with, vandalised, damaged or stolen and A-T-R cannot be held responsible for any periods where data has not been captured.

The equipment is located in accordance with the details provided by the client and A-T-R cannot be held responsible for the accuracy of the data or loss of equipment due to theft and vandalism.

Weather & environmental

Inclement conditions during winter months or outbreaks of unseasonable weather may affect survey data collection. This can result in distorted traffic flows or unusable data and should be considered prior to survey approval. Although forecast checks are made prior to the survey commencing, A-T-R cannot be held responsible for the forecast accuracy.

Roadworks & events

Where possible, roadworks checks are made 7 days before the survey commences. Additionally, influencing major local events are also monitored, covering the immediate vicinity of the surveys and any routes likely to affect the outcome of the survey.

CLASS	ABBREV.	DESCRIPTION	LENGTH	COBA
1	MC	Motorcycle	SHORT Up to 5.5m	N/A
2	SV	Cars, taxis, 4WD, vans		CAR & LGV
3	SVT	Class 2 plus trailer	MEDIUM 5.5m to 14.5m	
4	TB2	2 axle truck / bus		OGV1 & PSV
5	TB3	3 axle truck / bus		OGV1
6	T4	4 axle truck		OGV2
7	ART3	3 axle articulated	LONG 11.5m to 19.0m	
8	ART4	4 axle articulated		
9	ART5	5 axle articulated		
10	ART6	6+ axle articulated		

Vehicle classifications

Vehicles recorded by the ATC are placed into one of ten classes based on axle spacing and pattern. This scheme is based on the AustRoad 94 algorithm and modified for UK traffic, referred to as ARX. The table on the left aligns the ARX classifications with the COBA Chapter 8 (Vol 13, Sec 1) classifications.

Under adverse conditions the accuracy of ATC classifications will deteriorate and an appropriate link count should be used for validation.

Disclaimer

Although every attempt is made to achieve accuracy, A-T-R may not be held liable for errors of fact or interpretation.

DIR 1

PROJECT 35202 Ashford, Kent
SITE 35202-004
LOCATION CHART ROAD
DIRECTION **EASTBOUND →**
PSL 40mph

Tue 25 Apr
DAY 1

TIME	TOTAL	CLS 1	CLS 2	CLS 3	CLS 4	CLS 5	CLS 6	SPD1 0 10	SPD2 10 15	SPD3 15 20	SPD4 20 25	SPD5 25 30	SPD6 30 35	SPD7 35 40	SPD8 40 45	SPD9 45 50	SPD10 50 60	SPD11 60 70	SPD12 70 80	SPD13 80 90	SPD14 90 100	AVG	85%ile	PSL	PSL%	ACPO 46	ACPO% 46	DfT 55	DfT% 55
0000	0	0	0	0	0	0	0	0	0	0	0	0	0	0	0	0	0	0	0	0	0	-	-	0	0.0	0	0.0	0	0.0	0	0.0
0015	0	0	0	0	0	0	0	0	0	0	0	0	0	0	0	0	0	0	0	0	0	0.-	-	0	0.0	0	0.0	0	0.0	0	0.0
0030	0	0	0	0	0	0	0	0	0	0	0	0	0	0	0	0	0	0	0	0	0	0.-	-	0	0.0	0	0.0	0	0.0	0	0.0
0045	0	0	0	0	0	0	0	0	0	0	0	0	0	0	0	0	0	0	0	0	0	0.-	-	0	0.0	0	0.0	0	0.0	0	0.0
0100	0	0	0	0	0	0	0	0	0	0	0	0	0	0	0	0	0	0	0	0	0	0.-	-	0	0.0	0	0.0	0	0.0	0	0.0
0115	1	0	0	1	0	0	0	0	0	0	0	0	0	0	0	0	0	0	0	0	0	37.5	-	0	0.0	0	0.0	0	0.0	0	0.0
0130	0	0	0	0	0	0	0	0	0	0	0	0	0	0	0	0	0	0	0	0	0	-	-	0	0.0	0	0.0	0	0.0	0	0.0
0145	0	0	0	0	0	0	0	0	0	0	0	0	0	0	0	0	0	0	0	0	0	0.-	-	0	0.0	0	0.0	0	0.0	0	0.0
0200	3	0	2	2	1	0	0	0	0	0	0	0	0	0	0	0	0	0	0	0	0	41.7	-	2	66.7	1	33.3	0	0.0	0	0.0
0215	4	0	0	2	0	0	0	0	0	0	0	0	0	0	0	0	0	0	0	0	0	32.0	-	0	0.0	0	0.0	0	0.0	0	0.0
0230	0	0	0	0	0	0	0	0	0	0	0	0	0	0	0	0	0	0	0	0	0	-	-	0	0.0	0	0.0	0	0.0	0	0.0
0245	1	0	1	0	0	0	0	0	0	0	0	0	0	0	0	0	0	0	0	0	0	43.6	-	1	100.0	0	0.0	0	0.0	0	0.0
0300	0	0	0	0	0	0	0	0	0	0	0	0	0	0	0	0	0	0	0	0	0	-	-	0	0.0	0	0.0	0	0.0	0	0.0
0315	0	0	0	0	0	0	0	0	0	0	0	0	0	0	0	0	0	0	0	0	0	-	-	0	0.0	0	0.0	0	0.0	0	0.0
0330	1	0	0	0	0	0	0	0	0	0	0	0	0	0	0	0	0	0	0	0	0	33.0	-	0	0.0	0	0.0	0	0.0	0	0.0
0345	0	0	0	0	0	0	0	0	0	0	0	0	0	0	0	0	0	0	0	0	0	-	-	0	0.0	0	0.0	0	0.0	0	0.0
0400	0	0	0	0	0	0	0	0	0	0	0	0	0	0	0	0	0	0	0	0	0	-	-	0	0.0	0	0.0	0	0.0	0	0.0
0415	4	1	4	0	0	0	0	0	0	0	0	0	0	0	0	0	0	0	0	0	0	37.3	-	1	25.0	0	0.0	0	0.0	0	0.0
0430	1	0	1	0	0	0	0	0	0	0	0	0	0	0	0	0	0	0	0	0	0	48.4	-	1	100.0	1	100.0	0	0.0	0	0.0
0445	2	0	2	0	0	0	0	0	0	0	0	0	0	0	0	0	0	0	0	0	0	36.5	-	0	0.0	0	0.0	0	0.0	0	0.0
0500	0	0	0	0	0	0	0	0	0	0	0	0	0	0	0	0	0	0	0	0	0	-	-	0	0.0	0	0.0	0	0.0	0	0.0
0515	3	1	1	1	0	0	0	0	0	0	0	0	0	0	0	0	0	0	0	0	0	26.8	-	0	0.0	0	0.0	0	0.0	0	0.0
0530	3	1	1	1	0	0	0	0	0	0	0	0	0	0	0	0	0	0	0	0	0	28.7	-	0	0.0	0	0.0	0	0.0	0	0.0
0545	2	0	2	0	0	0	0	0	0	0	0	0	0	0	0	0	0	0	0	0	0	26.1	-	0	0.0	0	0.0	0	0.0	0	0.0
0600	11	1	10	0	0	0	0	0	0	0	0	0	0	0	0	0	0	0	0	0	0	34.9	-	0	0.0	0	0.0	0	0.0	0	0.0
0615	8	0	6	2	0	0	0	0	0	0	0	0	0	0	0	0	0	0	0	0	0	34.4	40.0	1	9.1	0	0.0	0	0.0	0	0.0
0630	23	0	19	4	0	0	0	0	0	0	0	0	0	0	0	0	0	0	0	0	0	38.0	-	1	37.5	0	0.0	0	0.0	0	0.0
0645	18	0	18	3	1	0	0	0	0	0	0	0	0	0	0	0	0	0	0	0	0	36.0	42.9	4	17.4	1	12.5	0	0.0	0	0.0
0700	27	0	27	2	1	0	0	0	0	0	0	0	0	0	0	0	0	0	0	0	0	39.9	47.9	9	39.1	5	21.7	2	8.7	0	0.0
0715	31	0	27	2	1	0	0	0	0	0	0	0	0	0	0	0	0	0	0	0	0	37.7	44.6	13	41.9	4	12.9	0	0.0	0	0.0
0730	51	0	49	2	0	0	0	0	0	0	0	0	0	0	0	0	0	0	0	0	0	37.2	43.6	14	27.5	4	7.8	0	0.0	0	0.0
0745	91	0	85	3	2	0	0	0	0	0	0	0	0	0	0	0	0	0	0	0	0	34.7	39.4	11	12.1	2	2.2	0	0.0	0	0.0
0800	107	0	94	10	1	0	0	0	0	0	0	0	0	0	0	0	0	0	0	0	0	33.7	38.6	10	9.3	1	0.9	0	0.0	0	0.0
0815	91	0	81	6	3	0	1	0	0	0	0	0	0	0	0	0	0	0	0	0	0	33.6	38.4	8	8.8	1	1.1	0	0.0	0	0.0
0830	81	1	74	5	1	0	0	0	0	0	0	0	0	0	0	0	0	0	0	0	0	35.8	42.3	19	23.5	2	2.5	0	0.0	0	0.0
0845	73	1	67	3	1	0	0	0	0	0	0	0	0	0	0	0	0	0	0	0	0	35.4	40.3	11	15.1	3	4.1	0	0.0	0	0.0
0900	52	0	50	2	0	0	0	0	0	0	0	0	0	0	0	0	0	0	0	0	0	36.0	41.1	13	25.0	1	1.9	0	0.0	0	0.0
0915	25	0	22	1	1	0	0	0	0	0	0	0	0	0	0	0	0	0	0	0	0	36.0	40.1	4	16.0	0	0.0	0	0.0	0	0.0
0930	27	2	23	2	0	0	0	0	0	0	0	0	0	0	0	0	0	0	0	0	0	36.3	43.4	6	22.2	2	7.4	0	0.0	0	0.0
0945	28	2	23	2	1	0	0	0	0	0	0	0	0	0	0	0	0	0	0	0	0	32.2	39.8	4	14.3	0	0.0	0	0.0	0	0.0
1000	21	1	12	6	0	0	0	0	0	0	0	0	0	0	0	0	0	0	0	0	0	33.7	39.9	2	9.5	0	0.0	0	0.0	0	0.0
1015	17	0	8	2	0	0	0	0	0	0	0	0	0	0	0	0	0	0	0	0	0	34.9	41.4	4	23.5	0	0.0	0	0.0	0	0.0
1030	24	1	22	1	0	0	0	0	0	0	0	0	0	0	0	0	0	0	0	0	0	37.6	45.9	6	25.0	3	12.5	2	8.3	0	0.0
1045	24	0	20	3	1	0	0	0	0	0	0	0	0	0	0	0	0	0	0	0	0	36.0	41.5	5	20.8	0	0.0	0	0.0	0	0.0
1100	15	2	11	3	0	0	0	0	0	0	0	0	0	0	0	0	0	0	0	0	0	33.8	37.1	1	6.7	0	0.0	1	3.4	0	0.0
1115	29	2	25	2	0	0	0	0	0	0	0	0	0	0	0	0	0	0	0	0	0	35.3	39.8	4	13.8	1	3.4	1	3.4	0	0.0
1130	22	0	19	1	2	0	0	0	0	0	0	0	0	0	0	0	0	0	0	0	0	34.4	40.2	3	13.6	0	0.0	0	0.0	0	0.0
1145	14	0	14	4	1	0	0	0	0	0	0	0	0	0	0	0	0	0	0	0	0	31.1	39.0	1	7.1	0	0.0	0	0.0	0	0.0
1200	29	0	24	4	1	0	0	0	0	0	0	0	0	0	0	0	0	0	0	0	0	37.3	42.0	7	24.1	1	3.4	0	0.0	0	0.0
1215	21	1	15	4	1	0	0	0	0	0	0	0	0	0	0	0	0	0	0	0	0	34.3	39.2	2	9.5	0	0.0	0	0.0	0	0.0
1230	21	0	21	0	0	0	0	0	0	0	0	0	0	0	0	0	0	0	0	0	0	35.9	43.0	4	19.1	2	9.5	0	0.0	0	0.0
1245	21	1	17	3	0	0	0	0	0	0	0	0	0	0	0	0	0	0	0	0	0	36.1	41.2	4	19.1	1	4.8	0	0.0	0	0.0
1300	15	0	14	1	0	0	0	0	0	0	0	0	0	0	0	0	0	0	0	0	0	32.7	39.9	2	13.3	0	0.0	0	0.0	0	0.0
1315	17	1	15	1	0	0	0	0	0	0	0	0	0	0	0	0	0	0	0	0	0	36.6	45.8	5	29.4	2	11.8	0	0.0	0	0.0
1330	24	0	20	3	0	0	0	0	0	0	0	0	0	0	0	0	0	0	0	0	0	33.9	41.8	4	16.7	0	0.0	0	0.0	0	0.0
1345	19	0	17	1	1	0	0	0	0	0	0	0	0	0	0	0	0	0	0	0	0	38.1	44.6	7	36.8	2	10.5	0	0.0	0	0.0
1400	16	1	14	1	0	0	0	0	0	0	0	0	0	0	0	0	0	0	0	0	0	36.0	45.4	4	25.0	2	12.5	0	0.0	0	0.0
1415	24	0	20	3	0	0	0	0	0	0	0	0	0	0	0	0	0	0	0	0	0	35.8	40.7	3	12.5	1	4.2	0	0.0	0	0.0
1430	28	1	24	3	0	0	0	0	0	0	0	0	0	0	0	0	0	0	0	0	0	34.6	40.9	6	21.4	1	3.6	0	0.0	0	0.0
1445	26	0	24	1	1	0	0	0	0	0	0	0	0	0	0	0	0	0	0	0	0	37.0	42.2	7	26.9	2	7.7	1	3.8	0	0.0
1500	44	0	37	5	1	0	0	0	0	0	0	0	0	0	0	0	0	0	0	0	0	37.1	45.6	9	20.5	5	11.4	2	4.5	0	0.0
1515	34	0	28	6	0	0	0	0	0	0	0	0	0	0	0	0	0	0	0	0	0	36.7	41.2	11	32.4	2	5.9	0	0.0	0	0.0
1530	55	0	47	6	1	0	0	0	0	0	0	0	0	0	0	0	0	0	0	0	0	35.5	39.8	6	10.9	1	1.8	0	0.0	0	0.0
1545	37	0	30	6	1	0	0	0	0	0	0	0	0	0	0	0	0	0	0	0	0	36.4	43.4	10	27.0	1	2.7	0	0.0	0	0.0
1600	71	0	61	9	1	0	0	0	0	0	0	0	0	0	0	0	0	0	0	0	0	37.8	43.9	24	33.8	7	9.9	1	2.0	0	0.0
1615	51	1	40	4	5	0	1	0	0	0	0	0	0	0	0	0	0	0	0	0	0	36.8	43.4	16	31.4	5	9.8	1	2.0	0	0.0
1630	48	0	43	5	0	0	0	0	0	0	0	0	0	0	0	0	0	0	0	0	0	35.8	40.5	8	16.7	0	0.0	0	0.0	0	0.0
1645	59	1	49	8	1	0	0	0	0	0	0	0	0	0	0	0	0	0	0	0	0	37.0	41.4	12	20.3	2	3.4	0	0.0	0	0.0
1700	90	3	79	8	0	0	0	0	0	0	0	0	0	0	0	0	0	0	0	0	0	34.7	41.2	16	17.8	2	6.7	1	1.1	0	0.0
1715	73	1	65	6	1	0	0	0	0	0	0	0	0	0	0	0	0	0	0	0	0	34.5	39.8	9	12.3	0	0.0	0	0.0	0	0.0
1730	37	0	35	2	0	0	0	0	0	0	0	0	0	0	0	0	0	0	0	0	0	37.6	43.0	10	27.0	3	8.1	0	0.0	0	0.0
1745	55	2	47	5	0	0	0	0	0	0	0	0	0	0	0	0	0	0	0	0	0	34.8	41.6	15	27.3	1	1.8	0	0.0	0	0.0
1800	37	0	34	3	0	0	0	0	0	0	0	0	0	0	0	0	0	0	0	0	0	36.4	42.6	9	24.3	4	10.8	0	0.0	0	0.0
1815	26	0	25	0	1	0	0	0	0	0	0	0	0	0	0	0	0	0	0	0	0	35.9	40.8	5	19.2	1	3.8	0	0.0	0	0.0
1830	28	0	25	3	0	0	0	0	0	0	0	0	0	0	0	0	0	0	0	0	0	34.2	40.0	4	14.3	1	3.6	0	0.0	0	0.0
1845	24	0	23	1	0	0	0	0	0	0	0	0	0	0	0	0	0	0	0	0	0	34.7	44.2	8	33.3	3	12.5	0	0.0	0	0.0
1900	21	1	19	1	0	0	0	0	0	0	0	0	0	0	0	0	0	0	0	0	0	34.7	46.9	5	23.8	3	14.3	0	0.0	0	0.0
1915	10	0	5	3	1	0	0	0	0	0	0	0	0	0	0	0	0	0	0	0	0	31.9	-	1	10.0	1	10.0	0	0.0	0	0.0
1930	11	0	9	2	0	0	0	0	0	0	0	0	0	0	0	0	0	0	0	0	0	38.4	50.0	1	27.3	2	18.2	0	0.0	0	0.0
1945	24	0	22	2	0	0	0	0	0	0	0	0	0	0	0	0	0	0	0	0	0	37.1	43.7	5	20.8	2	8.3	0	0.0	0	0.0
2000	21	0	21	0	0	0	0	0	0	0	0	0	0	0	0	0	0	0	0	0	0	35.3	41.1	4	19.1	1	4.8	0	0.0	0	0.0
2015	19	0	16	2	1	0	0	0	0	0	0	0	0	0	0	0	0	0	0	0	0	37.1	44.9	6	31.6	2	10.5	1	5.3	0	0.0
2030	14	1	13	0	0	0	0	0	0	0	0	0	0	0	0	0	0	0	0	0	0	36.3	43.7	4	28.6	1	7.1	0	0.0	0	0.0
2045	14	0	10	0	0	0	0	0	0	0	0	0	0	0	0	0	0	0	0	0	0	35.2	43.2	4	36.4	1	9.1	0	0.0	0	0.0
2100	10	1	9	0	0	0	0	0	0	0	0	0	0	0	0	0	0	0	0	0	0	39.6	-	5	50.0	1	10.0	0	0.0	0	0.0
2115	6	0	6	0	0	0	0	0	0	0	0	0	0	0	0	0	0	0	0	0	0	33.7	-	1	16.7	0	0.0	0	0.0	0	0.0
2130	2	1	6	0	1	0	0	0	0	0	0	0	0	0	0	0	0	0	0	0	0	36.1	-	2	33.3	1	16.7	0	0.0	0	0.0
2145	6	0	6	0	0	0	0	0	0	0	0	0	0	0	0	0	0	0	0	0	0	30.5	-	0	0.0	0	0.0	0	0.0	0	0.0
2200	7	0	7	0	0	0	0	0	0	0	0	0	0	0	0	0	0	0	0	0	0	31.6	-	2	40.0	0	0.0	0	0.0	0	0.0
2215	5	0	4	1	0	0	0	0	0	0	0	0	0	0	0	0	0	0	0	0	0	38.4	-	0	0.0	0	0.0	0	0.0	0	0.0
2230	3	0	2	1	0	0	0	0	0	0	0	0	0	0	0	0	0	0	0	0	0	36.1	-	0	0.0	0	0.0	0	0.0	0	0.0
2245	1	0	1	0	0	0	0	0	0	0	0	0	0	0	0	0	0	0	0	0	0	34.7	-	0	0.0	0	0.0	0	0.0	0	0.0
2300	2	0	2	0	0	0	0	0	0	0	0	0	0	0	0	0	0	0	0	0	0	44.3	-	1	50.0	1	50.0	0	0.0	0	0.0
2315	3	0	3	0	0	0	0	0	0	0	0	0	0	0	0	0	0	0	0	0	0	39.0	-	2	66.7	0	0.0	0	0.0	0	0.0
2330	0	0	0	0	0	0	0	0	0	0	0	0	0	0	0	0	0	0	0	0	0	-	-	0	0.0	0	0.0	0	0.0	0	0.0
2345	0	0	0	0	0	0	0	0	0	0	0	0	0	0	0	0	0	0	0	0	0	-	-	0	0.0	0	0.0	0	0.0	0	0.0
07-19	1876	24	1634	167	32	18	1	0	35.6	41.3	375	20.0	86	4.6	13	07	0.0	0.0	0.0	0.0	0.0	0.0	0.0	0.0	0.0	0.0	0.0	0.0	0.0	0.0	0.0
06-22	2075	29	1808	183	35	19	1	0	35.6	41.3	423	20.4	103	5.0	14	07	0.0	0.0	0.0	0.0	0.0	0.0	0.0	0.0	0.0	0.0	0.0	0.0	0.0	0.0	0.0
06-00	2096	29	1827	184	36	19	1	0	35.7	41.3	428	20.4	104	5.0	14	07	0.0	0.0	0.0	0.0	0.0	0.0	0.0	0.0	0.0	0.0	0.0	0.0	0.0	0.0	0.0
00-00	2122	32	1844	189	36	20	1	1	35.6	41.3	433	20.4	106	5.0	14	07	0.0	0.0	0.0	0.0	0.0	0.0	0.0	0.0	0.0	0.0	0.0	0.0	0.0	0.0	0.0

ALL VEHICLES	TOTAL
Mcycles	CLASS 1
Cars, taxis, 4WD	CLASS 2
LGV	CLASS 3
OGV1	CLASS 4
OGV2	CLASS 5
PSV	CLASS 6
	TIME
0 - 10 mph	0-10mph
10 - 15 mph	10-15mph
15 - 20 mph	15-20mph
20 - 25 mph	20-25mph
25 - 30 mph	25-30mph
30 - 35 mph	30-35mph
35 - 40 mph	35-40mph
40 - 45 mph	40-45mph
45 - 50 mph	45-50mph
50 - 60 mph	50-60mph
60 - 70 mph	60-70mph
70 - 80 mph	70-80mph
80 - 90 mph	80-90mph
90 - 100 mph	90mph+
AVG SPD	AVG SPD
85%ile	85%ile
> 40mph	PSL SPEEDING
% > 40mph	PSL% SPEEDING
	ACPO SPEEDING
	ACPO% SPEEDING
	DfT SPEEDING
	DfT% SPEEDING

PROJECT 35202 Ashford, Kent
SITE 35202-004
LOCATION CHART ROAD
DIRECTION **EASTBOUND →**
PSL 40mph

DIR 1

	DIR 1
ALL VEHICLES	TOTAL
Mcycles	CLASS 1
Cars, taxis, 4WD	CLASS 2
LGV	CLASS 3
OGV1	CLASS 4
OGV2	CLASS 5
PSV	CLASS 6
	TIME
0 - 10 mph	0-10mph
10 - 15 mph	10-15mph
15 - 20 mph	15-20mph
20 - 25 mph	20-25mph
25 - 30 mph	25-30mph
30 - 35 mph	30-35mph
35 - 40 mph	35-40mph
40 - 45 mph	40-45mph
45 - 50 mph	45-50mph
50 - 60 mph	50-60mph
60 - 70 mph	60-70mph
70 - 80 mph	70-80mph
80 - 90 mph	80-90mph
90 - 100 mph	90mph+
AVG SPD	AVG SPD
85%ile	85%ile
> 40mph	PSL SPEEDING
% > 40mph	PSL% SPEEDING
	ACPO SPEEDING
	ACPO% SPEEDING
	DfT SPEEDING
	DfT% SPEEDING

Wed 26 Apr

DAY 2	Total	Cls 1	Cls 2	Cls 3	Cls 4	Cls 5	Cls 6	Fix1	Time	Vbin 0 10	Vbin 10 15	Vbin 15 20	Vbin 20 25	Vbin 25 30	Vbin 30 35	Vbin 35 40	Vbin 40 45	Vbin 45 50	Vbin 50 60	Vbin 60 70	Vbin 70 80	Vbin 80 90	Vbin 90 100	Mean	V85	jPSL 40	jPSL% 40	PSL 43	PSL% 43	Acpo 46	Acpo% 46	DfT 55	DfT% 55
0000	0	0	0	0	0	0	0	0000	0000	0	0	0	0	0	0	0	0	0	0	0	0	0	0	-	0	0	0.0	0	0.0	0	0.0	0	0.0
0015	1	0	1	0	0	0	0	0015	0015	0	0	0	0	0	0	0	0	0	0	0	0	0	0	48.4 -	1	100.0	1	100.0	1	100.0	0	0.0	0	0.0
0030	1	0	0	1	0	0	0	0030	0030	0	0	0	0	0	0	0	0	0	0	0	0	0	0	42.2 -	1	100.0	1	100.0	0	0.0	0	0.0	0	0.0
0045	0	0	0	0	0	0	0	0045	0045	0	0	0	0	0	0	0	0	0	0	0	0	0	0	-	0	0.0	0	0.0	0	0.0	0	0.0	0	0.0
0100	0	0	0	0	0	0	0	0100	0100	0	0	0	0	0	0	0	0	0	0	0	0	0	0	-	0	0.0	0	0.0	0	0.0	0	0.0	0	0.0
0115	0	0	0	0	0	0	0	0115	0115	0	0	0	0	0	0	0	0	0	0	0	0	0	0	-	0	0.0	0	0.0	0	0.0	0	0.0	0	0.0
0130	2	0	0	0	0	0	0	0130	0130	0	0	0	0	0	0	0	0	0	0	0	0	0	0	35.0 -	1	100.0	1	100.0	0	0.0	0	0.0	0	0.0
0145	0	0	0	0	0	0	0	0145	0145	0	0	0	0	0	0	0	0	0	0	0	0	0	0	-	0	0.0	0	0.0	0	0.0	0	0.0	0	0.0
0200	0	0	0	0	0	0	0	0200	0200	0	0	0	0	0	0	0	0	0	0	0	0	0	0	-	0	0.0	0	0.0	0	0.0	0	0.0	0	0.0
0215	0	0	0	0	0	0	0	0215	0215	0	0	0	0	0	0	0	0	0	0	0	0	0	0	-	0	0.0	0	0.0	0	0.0	0	0.0	0	0.0
0230	1	0	1	0	0	0	0	0230	0230	0	0	0	0	0	0	0	0	0	0	0	0	0	0	-	0	0.0	0	0.0	0	0.0	0	0.0	0	0.0
0245	5	0	2	3	0	0	0	0245	0245	0	0	0	0	0	0	0	0	0	0	0	0	0	0	35.6 -	0	0.0	0	0.0	0	0.0	0	0.0	0	0.0
0300	1	0	1	0	0	0	0	0300	0300	0	0	0	0	0	0	0	0	0	0	0	0	0	0	-	0	0.0	1	20.0	0	0.0	0	0.0	0	0.0
0315	0	0	0	0	0	0	0	0315	0315	0	0	0	0	0	0	0	0	0	0	0	0	0	0	37.3 -	1	20.0	0	0.0	0	0.0	0	0.0	0	0.0
0330	0	0	0	0	0	0	0	0330	0330	0	0	0	0	0	0	0	0	0	0	0	0	0	0	29.9 -	0	0.0	0	0.0	0	0.0	0	0.0	0	0.0
0345	2	0	2	0	0	0	0	0345	0345	0	0	0	0	0	0	0	0	0	0	0	0	0	0	-	0	0.0	0	0.0	0	0.0	0	0.0	0	0.0
0400	2	1	1	0	0	0	0	0400	0400	0	0	0	0	0	0	0	0	0	0	0	0	0	0	-	0	0.0	0	0.0	0	0.0	0	0.0	0	0.0
0415	2	0	2	0	0	0	0	0415	0415	0	0	0	0	0	0	0	0	0	0	0	0	0	0	34.6 -	0	0.0	0	0.0	0	0.0	0	0.0	0	0.0
0430	1	0	1	0	0	0	0	0430	0430	0	0	0	0	0	0	0	0	0	0	0	0	0	0	26.0 -	0	0.0	0	0.0	0	0.0	0	0.0	0	0.0
0445	3	0	2	0	0	0	0	0445	0445	0	0	0	0	0	0	0	0	0	0	0	0	0	0	38.9 -	1	50.0	0	0.0	0	0.0	0	0.0	0	0.0
0500	1	0	1	0	0	0	0	0500	0500	0	0	0	0	0	0	0	0	0	0	0	0	0	0	36.0 -	0	0.0	0	0.0	0	0.0	0	0.0	0	0.0
0515	2	0	2	0	0	0	0	0515	0515	0	0	0	0	0	0	0	0	0	0	0	0	0	0	36.8 -	0	0.0	0	0.0	0	0.0	0	0.0	0	0.0
0530	2	0	2	0	0	0	0	0530	0530	0	0	0	0	0	0	0	0	0	0	0	0	0	0	52.5 -	1	100.0	0	0.0	0	0.0	0	0.0	0	0.0
0545	6	0	3	3	0	0	0	0545	0545	0	0	0	0	0	0	0	0	0	0	0	0	0	0	41.5 -	1	50.0	0	0.0	0	0.0	0	0.0	0	0.0
0600	6	0	2	3	0	1	0	0600	0600	0	0	0	0	0	0	0	0	0	0	0	0	0	0	31.2 -	0	0.0	0	0.0	0	0.0	0	0.0	0	0.0
0615	5	0	5	0	0	0	0	0615	0615	0	0	0	0	0	0	0	0	0	0	0	0	0	0	35.9 -	0	0.0	0	0.0	0	0.0	0	0.0	0	0.0
0630	12	1	10	1	0	0	0	0630	0630	0	0	0	0	0	0	0	0	0	0	0	0	0	0	36.2 -	1	20.0	1	20.0	0	0.0	0	0.0	0	0.0
0645	14	0	13	1	0	0	0	0645	0645	0	0	0	0	0	0	0	0	0	0	0	0	0	0	36.7	3	25.0	1	8.3	0	0.0	0	0.0	0	0.0
0700	15	1	12	1	1	0	0	0700	0700	0	0	0	0	0	0	0	0	0	0	0	0	0	0	35.9	1	7.1	0	0.0	2	13.3	0	0.0	0	0.0
0715	26	0	25	1	0	0	0	0715	0715	0	0	0	0	0	0	0	0	0	0	0	0	0	0	35.8	3	20.0	2	13.3	0	0.0	0	0.0	0	0.0
0730	60	1	54	4	1	0	0	0730	0730	0	0	0	0	0	0	0	0	0	0	0	0	0	0	37.7	8	30.8	2	7.7	0	0.0	0	0.0	0	0.0
0745	83	1	77	5	1	0	0	0745	0745	0	0	0	0	0	0	0	0	0	0	0	0	0	0	36.9	18	30.0	1	1.7	0	0.0	0	0.0	0	0.0
0800	106	0	90	13	2	1	0	0800	0800	0	0	0	0	0	0	0	0	0	0	0	0	0	0	36.1	20	24.1	1	1.2	0	0.0	0	0.0	0	0.0
0815	97	1	88	6	1	1	0	0815	0815	0	0	0	0	0	0	0	0	0	0	0	0	0	0	34.6	15	14.2	0	0.0	0	0.0	0	0.0	0	0.0
0830	80	2	65	12	1	0	0	0830	0830	0	0	0	0	0	0	0	0	0	0	0	0	0	0	33.6	4	4.1	1	1.0	0	0.0	0	0.0	0	0.0
0845	85	0	72	9	3	1	0	0845	0845	0	0	0	0	0	0	0	0	0	0	0	0	0	0	34.8	14	17.5	2	2.5	0	0.0	0	0.0	0	0.0
0900	49	0	47	2	0	0	0	0900	0900	0	0	0	0	0	0	0	0	0	0	0	0	0	0	36.0	12	14.1	5	5.9	0	0.0	0	0.0	0	0.0
0915	24	1	20	2	1	0	0	0915	0915	0	0	0	0	0	0	0	0	0	0	0	0	0	0	38.7	14	28.6	7	14.3	2	4.1	0	0.0	0	0.0
0930	17	1	15	1	0	0	0	0930	0930	0	0	0	0	0	0	0	0	0	0	0	0	0	0	36.6	9	37.5	5	20.8	0	0.0	0	0.0	0	0.0
0945	18	0	15	2	1	0	0	0945	0945	0	0	0	0	0	0	0	0	0	0	0	0	0	0	34.8	2	11.8	1	5.9	0	0.0	0	0.0	0	0.0
1000	20	2	16	2	0	0	0	1000	1000	0	0	0	0	0	0	0	0	0	0	0	0	0	0	37.9	8	44.4	0	0.0	0	0.0	0	0.0	0	0.0
1015	14	1	12	1	0	0	0	1015	1015	0	0	0	0	0	0	0	0	0	0	0	0	0	0	32.1	1	5.0	0	0.0	2	14.3	0	0.0	0	0.0
1030	26	1	22	3	0	0	0	1030	1030	0	0	0	0	0	0	0	0	0	0	0	0	0	0	35.8	5	35.7	2	14.3	0	0.0	0	0.0	0	0.0
1045	17	0	17	0	0	0	0	1045	1045	0	0	0	0	0	0	0	0	0	0	0	0	0	0	36.7	6	23.1	0	0.0	0	0.0	0	0.0	0	0.0
1100	22	0	19	2	1	0	0	1100	1100	0	0	0	0	0	0	0	0	0	0	0	0	0	0	33.4	2	11.8	0	0.0	0	0.0	0	0.0	0	0.0
1115	20	0	16	3	1	0	0	1115	1115	0	0	0	0	0	0	0	0	0	0	0	0	0	0	36.2	6	27.3	1	4.5	0	0.0	0	0.0	0	0.0
1130	25	0	22	3	0	0	0	1130	1130	0	0	0	0	0	0	0	0	0	0	0	0	0	0	33.9	3	15.0	0	0.0	0	0.0	0	0.0	0	0.0
1145	22	1	19	2	1	0	0	1145	1145	0	0	0	0	0	0	0	0	0	0	0	0	0	0	34.3	5	20.0	1	4.0	0	0.0	0	0.0	1	4.0
1200	18	1	17	0	0	0	0	1200	1200	0	0	0	0	0	0	0	0	0	0	0	0	0	0	33.9	2	11.1	2	11.1	0	0.0	0	0.0	0	0.0
1215	16	1	14	1	1	0	0	1215	1215	0	0	0	0	0	0	0	0	0	0	0	0	0	0	36.0	5	31.3	0	0.0	0	0.0	0	0.0	1	5.6
1230	22	1	19	2	0	0	0	1230	1230	0	0	0	0	0	0	0	0	0	0	0	0	0	0	34.9	6	27.3	0	0.0	0	0.0	0	0.0	0	0.0
1245	19	0	17	2	0	0	0	1245	1245	0	0	0	0	0	0	0	0	0	0	0	0	0	0	35.8	3	15.8	0	0.0	0	0.0	0	0.0	0	0.0
1300	13	0	10	2	1	0	0	1300	1300	0	0	0	0	0	0	0	0	0	0	0	0	0	0	34.4	3	23.1	0	0.0	0	0.0	0	0.0	0	0.0
1315	27	2	24	1	0	0	0	1315	1315	0	0	0	0	0	0	0	0	0	0	0	0	0	0	35.8	5	29.6	5	18.5	0	0.0	0	0.0	0	0.0
1330	18	1	14	3	0	0	0	1330	1330	0	0	0	0	0	0	0	0	0	0	0	0	0	0	35.6	8	27.8	2	11.1	0	0.0	0	0.0	0	0.0
1345	21	1	15	3	1	0	0	1345	1345	0	0	0	0	0	0	0	0	0	0	0	0	0	0	33.6	2	9.5	0	0.0	0	0.0	0	0.0	0	0.0
1400	17	0	16	1	0	0	0	1400	1400	0	0	0	0	0	0	0	0	0	0	0	0	0	0	33.9	3	17.7	0	0.0	0	0.0	0	0.0	0	0.0
1415	17	0	14	2	1	0	0	1415	1415	0	0	0	0	0	0	0	0	0	0	0	0	0	0	37.0	4	23.5	1	5.9	0	0.0	0	0.0	0	0.0
1430	18	0	17	1	0	0	0	1430	1430	0	0	0	0	0	0	0	0	0	0	0	0	0	0	34.4	5	27.8	0	0.0	0	0.0	0	0.0	0	0.0
1445	41	2	33	4	2	0	0	1445	1445	0	0	0	0	0	0	0	0	0	0	0	0	0	0	36.1	10	24.4	4	9.8	0	0.0	0	0.0	0	0.0
1500	42	0	39	3	1	0	0	1500	1500	0	0	0	0	0	0	0	0	0	0	0	0	0	0	37.0	11	26.2	0	0.0	0	0.0	0	0.0	0	0.0
1515	49	0	45	2	0	0	0	1515	1515	0	0	0	0	0	0	0	0	0	0	0	0	0	0	36.6	9	21.4	0	0.0	0	0.0	0	0.0	0	0.0
1530	51	1	46	3	1	0	0	1530	1530	0	0	0	0	0	0	0	0	0	0	0	0	0	0	35.8	9	18.4	0	0.0	0	0.0	0	0.0	0	0.0
1545	73	0	57	12	4	0	0	1545	1545	0	0	0	0	0	0	0	0	0	0	0	0	0	0	37.1	12	23.5	1	5.9	0	0.0	0	0.0	1	2.0
1600	53	2	40	10	1	0	0	1600	1600	0	0	0	0	0	0	0	0	0	0	0	0	0	0	35.3	11	15.1	1	1.4	0	0.0	0	0.0	0	0.0
1615	76	0	63	12	1	0	0	1615	1615	0	0	0	0	0	0	0	0	0	0	0	0	0	1	40.6	10	18.9	3	5.7	0	0.0	0	0.0	0	0.0
1630	71	1	63	6	1	0	0	1630	1630	0	0	0	0	0	0	0	0	0	0	0	0	0	2	41.4	15	19.7	2	2.6	0	0.0	0	0.0	0	0.0
1645	68	2	58	8	0	0	0	1645	1645	0	0	0	0	0	0	0	0	0	0	0	0	0	1	43.8	28	39.4	2	2.8	0	0.0	0	0.0	0	0.0
1700	96	2	88	6	0	0	0	1700	1700	0	0	0	0	0	0	0	0	0	0	0	0	0	0	33.0	8	11.8	4	5.9	0	0.0	0	0.0	0	0.0
1715	53	0	50	3	0	0	0	1715	1715	0	0	0	0	0	0	0	0	0	0	0	0	0	1	41.5	17	17.7	4	4.2	0	0.0	0	0.0	0	0.0
1730	36	0	30	6	0	0	0	1730	1730	0	0	0	0	0	0	0	0	0	0	0	0	0	1	40.2	9	17.0	1	1.9	0	0.0	0	0.0	0	0.0
1745	30	0	28	2	0	0	0	1745	1745	0	0	0	0	0	0	0	0	0	0	0	0	0	3	39.1	6	20.0	2	6.7	0	0.0	0	0.0	0	0.0
1800	32	1	30	1	0	0	0	1800	1800	0	0	0	0	0	0	0	0	0	0	0	0	0	3	43.1	4	12.5	0	0.0	0	0.0	0	0.0	0	0.0
1815	19	0	17	1	0	0	0	1815	1815	0	0	0	0	0	0	0	0	0	0	0	0	0	9	40.0	3	15.8	0	0.0	0	0.0	0	0.0	0	0.0
1830	18	0	17	1	0	0	0	1830	1830	0	0	0	0	0	0	0	0	0	0	0	0	0	5	40.3	3	15.8	0	0.0	0	0.0	0	0.0	0	0.0
1845	37	0	29	8	0	0	0	1845	1845	0	0	0	0	0	0	0	0	0	0	0	0	0	1	40.4	3	16.7	0	0.0	0	0.0	0	0.0	0	0.0
1900	14	0	13	0	0	0	0	1900	1900	0	0	0	0	0	0	0	0	0	0	0	0	0	8	32.6	2	14.3	0	0.0	0	0.0	0	0.0	0	0.0
1915	14	0	13	1	0	0	0	1915	1915	0	0	0	0	0	0	0	0	0	0	0	0	0	11	40.8	3	20.6	0	0.0	0	0.0	0	0.0	0	0.0
1930	9	1	8	0	0	0	0	1930	1930	0	0	0	0	0	0	0	0	0	0	0	0	0	0	33.8	0	30.4	0	0.0	0	0.0	0	0.0	0	0.0
1945	17	1	15	1	0	0	0	1945	1945	0	0	0	0	0	0	0	0	0	0	0	0	0	0	37.0	-	37.0	2	22.2	0	0.0	0	0.0	1	11.1
2000	19	0	16	3	0	0	0	2000	2000	0	0	0	0	0	0	0	0	0	0	0	0	0	0	35.6	45.4	35.6	6	35.3	2	11.8	0	0.0	0	0.0
2015	19	0	16	3	0	0	0	2015	2015	0	0	0	0	0	0	0	0	0	0	0	0	0	0	37.1	43.2	36.8	2	10.5	0	0.0	0	0.0	0	0.0
2030	8	0	8	0	0	0	0	2030	2030	0	0	0	0	0	0	0	0	0	0	0	0	0	0	36.5	43.8	26.3	1	5.3	0	0.0	0	0.0	0	0.0
2045	14	0	14	0	0	0	0	2045	2045	0	0	0	0	0	0	0	0	0	0	0	0	0	0	30.3 -	0	0.0	0	0.0	0	0.0	0	0.0	0	0.0
2100	6	0	6	0	0	0	0	2100	2100	0	0	0	0	0	0	0	0	0	0	0	0	0	0	34.1	1	7.1	1	7.1	0	0.0	0	0.0	0	0.0
2115	4	0	4	0	0	0	0	2115	2115	0	0	0	0	0	0	0	0	0	0	0	0	0	0	36.7 -	1	33.3	0	0.0	0	0.0	0	0.0	0	0.0
2130	6	0	5	0	0	0	0	2130	2130	0	0	0	0	0	0	0	0	0	0	0	0	0	0	37.7 -	2	75.0	0	0.0	0	0.0	0	0.0	0	0.0
2145	6	0	4	1	0	0	0	2145	2145	0	0	0	0	0	0	0	0	0	0	0	0	0	0	31.2 -	0	0.0	0	0.0	0	0.0	0	0.0	0	0.0
2200	7	0	7	0	0	0	0	2200	2200	0	0	0	0	0	0	0	0	0	0	0	0	0	0	30.7 -	3	42.9	0	0.0	0	0.0	0	0.0	0	0.0
2215	4	0	3	1	0	0	0	2215	2215	0	0	0	0	0	0	0	0	0	0	0	0	0	0	37.3 -	2	50.0	1	25.0	0	0.0	0	0.0	0	0.0
2230	1	0	1	0	0	0	0	2230	2230	0	0	0	0	0	0	0	0	0	0	0	0	0	0	39.3 -	0	0.0	0	0.0	0	0.0	0	0.0	0	0.0
2245	2	0	2	0	0	0	0	2245	2245	0	0	0	0	0	0	0	0	0	0	0	0	0	0	35.5 -	0	0.0	0	0.0	0	0.0	0	0.0	0	0.0
2300	1	0	1	0	0	0	0	2300	2300	0	0	0	0	0	0	0	0	0	0	0	0	0	0	37.5 -	0	0.0	0	0.0	0	0.0	0	0.0	0	0.0
2315	4	0	4	0	0	0	0	2315	2315	0	0	0	0	0	0	0	0	0	0	0	0	0	0	33.3 -	0	0.0	0	0.0	0	0.0	0	0.0	0	0.0
2330	1	0	1	0	0	0	0	2330	2330	0	0	0	0	0	0	0	0	0	0	0	0	0	0	36.2 -	0	0.0	1	100.0	0	0.0	0	0.0	0	0.0
2345	1	0	1	0	0	0	0	2345	2345	0	0	0	0	0	0	0	0	0	0	0	0	0	0	42.6 -	1	100.0	0	0.0	0	0.0

PROJECT 35202 Ashford, Kent
SITE 35202-004
LOCATION CHART ROAD
DIRECTION **EASTBOUND →**
PSL 40mph

Thu 27 Apr
DAY 3

Time	Total	Cls 1	Cls 2	Cls 3	Cls 4	Cls 5	Cls 6	Fxd 1	Vbin 0 10	Vbin 10 15	Vbin 15 20	Vbin 20 25	Vbin 25 30	Vbin 30 35	Vbin 35 40	Vbin 40 45	Vbin 45 50	Vbin 50 60	Vbin 60 70	Vbin 70 80	Vbin 80 90	Vbin 90 100	Mean 85	JPSL 40	JPSL% 40	PSL1 49	PSL1% 49	PSL2 55	PSL2% 55
0000	2	1	2	0	0	0	0	0	0	0	0	0	0	0	0	0	0	0	0	0	0	0	31.4 -	0	0.0	0	0.0	0	0.0
0015	1	0	1	0	0	0	0	0	0	0	0	0	0	0	0	0	0	0	0	0	0	0	31.9 -	0	0.0	0	0.0	0	0.0
0030	0	0	0	0	0	0	0	0	0	0	0	0	0	0	0	0	0	0	0	0	0	0	-	0	0.0	0	0.0	0	0.0
0045	0	0	0	0	0	0	0	0	0	0	0	0	0	0	0	0	0	0	0	0	0	0	-	0	0.0	0	0.0	0	0.0
0100	0	0	0	0	0	0	0	0	0	0	0	0	0	0	0	0	0	0	0	0	0	0	-	0	0.0	0	0.0	0	0.0
0115	0	0	0	0	0	0	0	0	0	0	0	0	0	0	0	0	0	0	0	0	0	0	-	0	0.0	0	0.0	0	0.0
0130	1	0	1	0	0	0	0	0	0	0	0	0	0	0	0	0	0	0	0	0	0	0	-	0	0.0	0	0.0	0	0.0
0145	0	0	0	0	0	0	0	0	0	0	0	0	0	0	0	0	0	0	0	0	0	0	-	0	0.0	0	0.0	0	0.0
0200	0	0	0	0	0	0	0	0	0	0	0	0	0	0	0	0	0	0	0	0	0	0	-	0	0.0	0	0.0	0	0.0
0215	0	0	0	0	0	0	0	0	0	0	0	0	0	0	0	0	0	0	0	0	0	0	-	0	0.0	0	0.0	0	0.0
0230	0	0	0	0	0	0	0	0	0	0	0	0	0	0	0	0	0	0	0	0	0	0	-	0	0.0	0	0.0	0	0.0
0245	0	0	0	0	0	0	0	0	0	0	0	0	0	0	0	0	0	0	0	0	0	0	-	0	0.0	0	0.0	0	0.0
0300	0	0	0	0	0	0	0	0	0	0	0	0	0	0	0	0	0	0	0	0	0	0	-	0	0.0	0	0.0	0	0.0
0315	0	0	0	0	0	0	0	0	0	0	0	0	0	0	0	0	0	0	0	0	0	0	-	0	0.0	0	0.0	0	0.0
0330	1	1	0	0	0	0	0	0	0	0	1	0	0	0	0	0	0	0	0	0	0	0	-	0	0.0	0	0.0	0	0.0
0345	1	1	0	0	0	0	0	0	0	0	0	0	1	0	0	0	0	0	0	0	0	0	-	0	0.0	0	0.0	0	0.0
0400	2	2	0	0	0	0	0	0	0	0	0	0	0	0	0	0	0	0	0	0	0	0	-	0	0.0	0	0.0	0	0.0
0415	1	1	0	0	0	0	0	0	0	0	0	0	0	0	0	0	0	0	0	0	0	0	34.6 -	0	0.0	0	0.0	0	0.0
0430	3	3	0	0	0	0	0	0	0	0	0	0	0	0	0	0	0	0	0	0	0	0	42.9 -	0	0.0	0	0.0	0	0.0
0445	3	3	0	0	0	0	0	0	0	0	0	0	0	0	0	0	0	0	0	0	0	0	38.9 -	0	0.0	0	0.0	0	0.0
0500	2	1	1	0	0	0	0	0	0	0	0	0	0	0	0	0	0	0	0	0	0	0	36.3 -	0	0.0	0	0.0	0	0.0
0515	1	1	0	0	0	0	0	0	0	0	0	0	0	0	0	0	0	0	0	0	0	0	32.5 -	0	0.0	0	0.0	0	0.0
0530	3	2	1	0	0	0	0	0	0	0	0	0	0	0	0	0	0	0	0	0	0	0	27.3 -	0	0.0	0	0.0	0	0.0
0545	3	3	0	0	0	0	0	0	0	0	0	0	0	0	0	0	0	0	0	0	0	0	40.9 -	0	0.0	0	0.0	0	0.0
0600	5	4	1	0	0	0	0	0	0	0	0	0	0	0	0	0	0	0	0	0	0	0	34.2 -	0	0.0	0	0.0	0	0.0
0615	4	3	1	0	0	0	0	0	0	0	0	0	0	0	0	0	0	0	0	0	0	0	33.3 -	0	0.0	0	0.0	0	0.0
0630	7	5	0	0	0	0	0	0	0	0	0	0	0	0	0	0	0	0	0	0	0	0	34.7 -	0	0.0	0	0.0	0	0.0
0645	17	11	4	1	0	0	0	0	0	0	0	0	0	0	0	0	0	0	0	0	0	0	31.8 -	1	14.3	0	0.0	0	0.0
0700	22	16	3	1	0	0	0	0	0	0	0	0	0	0	0	0	0	0	0	0	0	0	44.0	1	41.2	0	0.0	0	0.0
0715	26	21	5	0	0	0	0	0	0	0	0	0	0	0	0	0	0	0	0	0	0	0	34.9 -	7	31.8	1	4.5	0	0.0
0730	61	53	7	1	0	0	0	0	0	0	0	0	0	0	0	0	0	0	0	0	0	0	37.0	6	23.1	3	11.5	1	3.8
0745	61	55	3	2	1	0	0	0	0	0	0	0	0	0	0	0	0	0	0	0	0	0	38.2	22	36.1	3	4.9	1	1.6
0800	111	96	12	1	1	1	1	0	0	0	0	0	0	0	0	0	0	0	0	0	0	0	37.8	11	18.0	3	4.9	1	1.6
0815	89	74	10	2	1	1	1	0	0	0	0	0	0	0	0	0	0	0	0	0	0	0	36.4	7	6.3	1	0.9	0	0.0
0830	77	70	5	1	0	0	0	0	0	0	0	0	0	0	0	0	0	0	0	0	0	0	32.8	15	16.9	3	3.4	0	0.0
0845	52	44	8	0	0	0	0	0	0	0	0	0	0	0	0	0	0	0	0	0	0	0	34.4	14	18.2	2	2.6	0	0.0
0900	38	35	3	0	0	0	0	0	0	0	0	0	0	0	0	0	0	0	0	0	0	0	36.1	12	23.1	3	7.9	1	2.6
0915	26	22	1	1	0	0	0	0	0	0	0	0	0	0	0	0	0	0	0	0	0	0	37.3	10	26.3	3	7.9	1	2.6
0930	27	23	4	0	0	0	0	0	0	0	0	0	0	0	0	0	0	0	0	0	0	0	44.9	8	30.8	4	15.4	2	7.7
0945	25	21	2	0	0	0	0	0	0	0	0	0	0	0	0	0	0	0	0	0	0	0	46.6	3	11.1	0	0.0	0	0.0
1000	24	21	2	0	0	0	0	0	0	0	0	0	0	0	0	0	0	0	0	0	0	0	38.5	1	4.0	0	0.0	0	0.0
1015	34	33	1	0	0	0	0	0	0	0	0	0	0	0	0	0	0	0	0	0	0	0	38.1	2	8.3	1	4.2	0	0.0
1030	16	13	2	1	0	0	0	0	0	0	0	0	0	0	0	0	0	0	0	0	0	0	35.2	5	14.7	1	2.9	0	0.0
1045	23	20	3	0	0	0	0	0	0	0	0	0	0	0	0	0	0	0	0	0	0	0	35.9	1	6.3	1	6.3	0	0.0
1100	27	21	3	1	0	0	0	0	0	0	0	0	0	0	0	0	0	0	0	0	0	0	36.1	7	30.4	0	0.0	0	0.0
1115	21	18	2	1	0	0	0	0	0	0	0	0	0	0	0	0	0	0	0	0	0	0	41.3	3	11.1	1	3.7	0	0.0
1130	24	21	2	1	0	0	0	0	0	0	0	0	0	0	0	0	0	0	0	0	0	0	39.8	2	8.3	0	0.0	0	0.0
1145	22	19	2	1	0	0	0	0	0	0	0	0	0	0	0	0	0	0	0	0	0	0	34.6	2	8.3	0	0.0	0	0.0
1200	25	23	1	1	0	0	0	0	0	0	0	0	0	0	0	0	0	0	0	0	0	0	32.1	1	4.0	0	0.0	0	0.0
1215	25	24	1	0	0	0	0	0	0	0	0	0	0	0	0	0	0	0	0	0	0	0	37.9	5	20.0	0	0.0	0	0.0
1230	26	19	5	2	0	0	0	0	0	0	0	0	0	0	0	0	0	0	0	0	0	0	34.8	5	20.0	0	0.0	0	0.0
1245	22	20	1	1	0	0	0	0	0	0	0	0	0	0	0	0	0	0	0	0	0	0	41.5	1	4.0	0	0.0	0	0.0
1300	21	17	2	1	0	0	0	0	0	0	0	0	0	0	0	0	0	0	0	0	0	0	36.1	4	16.0	2	8.0	0	0.0
1315	25	18	4	3	0	0	0	0	0	0	0	0	0	0	0	0	0	0	0	0	0	0	41.1	3	11.5	1	7.7	0	0.0
1330	19	18	1	0	0	0	0	0	0	0	0	0	0	0	0	0	0	0	0	0	0	0	39.7	4	18.2	1	4.5	0	0.0
1345	31	27	3	1	0	0	0	0	0	0	0	0	0	0	0	0	0	0	0	0	0	0	41.9	2	9.5	1	4.8	0	0.0
1400	24	17	3	2	0	0	0	0	0	0	0	0	0	0	0	0	0	0	0	0	0	0	40.4	4	16.0	1	4.0	0	0.0
1415	24	13	2	1	0	0	0	0	0	0	0	0	0	0	0	0	0	0	0	0	0	0	40.9	2	21.1	2	10.5	0	0.0
1430	30	28	2	0	0	0	0	0	0	0	0	0	0	0	0	0	0	0	0	0	0	0	40.9	8	25.8	1	3.2	0	0.0
1445	21	19	2	0	0	0	0	0	0	0	0	0	0	0	0	0	0	0	0	0	0	0	44.7	5	20.8	0	0.0	0	0.0
1500	39	33	5	1	0	0	0	0	0	0	0	0	0	0	0	0	0	0	0	0	0	0	40.6	6	15.4	2	5.1	1	2.6
1515	54	45	7	2	0	0	0	0	0	0	0	0	0	0	0	0	0	0	0	0	0	0	41.9	15	27.8	2	3.7	0	0.0
1530	55	50	5	0	0	0	0	0	0	0	0	0	0	0	0	0	0	0	0	0	0	0	43.3	13	23.6	4	7.3	0	0.0
1545	59	48	10	0	0	0	0	0	0	0	0	0	0	0	0	0	0	0	0	0	0	0	42.4	16	27.1	6	10.2	1	1.7
1600	87	71	9	6	0	0	0	0	0	0	0	0	0	0	0	0	0	0	0	0	0	0	39.3	12	13.8	2	2.3	1	1.1
1615	70	57	12	1	0	0	0	0	0	0	0	0	0	0	0	0	0	0	0	0	0	0	42.1	15	21.4	1	1.4	0	0.0
1630	52	45	7	0	0	0	0	0	0	0	0	0	0	0	0	0	0	0	0	0	0	0	41.8	13	25.0	3	5.8	0	0.0
1645	58	55	2	0	0	0	0	0	0	0	0	0	0	0	0	0	0	0	0	0	0	0	40.0	8	13.8	1	1.7	0	0.0
1700	86	78	8	0	0	0	0	0	0	0	0	0	0	0	0	0	0	0	0	0	0	0	39.2	11	12.8	3	3.5	1	1.2
1715	81	70	10	0	0	0	0	0	0	0	0	0	0	0	0	0	0	0	0	0	0	0	38.5	8	9.9	1	1.2	0	0.0
1730	63	58	5	0	0	0	0	0	0	0	0	0	0	0	0	0	0	0	0	0	0	0	43.0	13	20.6	3	4.8	0	0.0
1745	26	23	3	0	0	0	0	0	0	0	0	0	0	0	0	0	0	0	0	0	0	0	39.3	12	15.4	1	3.8	0	0.0
1800	21	17	3	0	0	0	0	0	0	0	0	0	0	0	0	0	0	0	0	0	0	0	42.1	15	21.4	1	1.4	0	0.0
1815	30	29	1	0	0	0	0	0	0	0	0	0	0	0	0	0	0	0	0	0	0	0	40.0	8	13.8	1	1.7	0	0.0
1830	28	25	3	0	0	0	0	0	0	0	0	0	0	0	0	0	0	0	0	0	0	0	39.2	11	12.8	3	3.5	1	1.2
1845	16	14	2	0	0	0	0	0	0	0	0	0	0	0	0	0	0	0	0	0	0	0	36.5	8	9.9	1	1.2	0	0.0
1900	16	13	2	0	0	0	0	0	0	0	0	0	0	0	0	0	0	0	0	0	0	0	34.0	13	20.6	3	4.8	0	0.0
1915	20	15	4	1	0	0	0	0	0	0	0	0	0	0	0	0	0	0	0	0	0	0	34.0	8	15.4	3	14.3	0	0.0
1930	14	14	0	0	0	0	0	0	0	0	0	0	0	0	0	0	0	0	0	0	0	0	35.4	5	16.7	1	3.3	0	0.0
1945	15	15	0	0	0	0	1	0	0	0	0	0	0	0	0	0	0	0	0	0	0	0	36.2	8	28.6	0	0.0	0	0.0
2000	16	15	1	0	0	0	0	0	0	0	0	0	0	0	0	0	0	0	0	0	0	0	33.5	1	6.7	0	0.0	0	0.0
2015	3	2	1	0	0	0	0	0	0	0	0	0	0	0	0	0	0	0	0	0	0	0	33.7	2	12.5	0	0.0	0	0.0
2030	10	10	0	0	0	0	0	0	0	0	0	0	0	0	0	0	0	0	0	0	0	0	39.7	3	15.0	0	0.0	0	0.0
2045	22	22	0	0	0	0	0	0	0	0	0	0	0	0	0	0	0	0	0	0	0	0	41.3	3	15.0	0	0.0	0	0.0
2100	18	18	0	0	0	0	0	0	0	0	0	0	0	0	0	0	0	0	0	0	0	0	37.1	2	10.0	0	0.0	0	0.0
2115	5	4	1	0	0	0	0	0	0	0	0	0	0	0	0	0	0	0	0	0	0	0	42.5	3	20.0	1	6.7	0	0.0
2130	9	8	1	0	0	0	0	0	0	0	0	0	0	0	0	0	0	0	0	0	0	0	44.7	5	31.3	2	12.5	0	0.0
2145	6	6	0	0	0	0	0	0	0	0	0	0	0	0	0	0	0	0	0	0	0	0		1	33.3	0	0.0	0	0.0
2200	6	5	1	0	0	0	0	0	0	0	0	0	0	0	0	0	0	0	0	0	0	0	39.2 -	1	10.0	0	0.0	0	0.0
2215	1	1	0	0	0	0	0	0	0	0	0	0	0	0	0	0	0	0	0	0	0	0	36.5	5	27.8	2	11.1	0	0.0
2230	3	3	0	0	0	0	0	0	0	0	0	0	0	0	0	0	0	0	0	0	0	0	37.9 -	2	40.0	1	20.0	0	0.0
2245	2	2	0	0	0	0	0	0	0	0	0	0	0	0	0	0	0	0	0	0	0	0	34.6 -	1	11.1	0	0.0	0	0.0
2300	1	1	0	0	0	0	0	0	0	0	0	0	0	0	0	0	0	0	0	0	0	0	37.0 -	3	50.0	1	16.7	0	0.0
2315	1	1	0	0	0	0	0	0	0	0	0	0	0	0	0	0	0	0	0	0	0	0	37.1 -	1	16.7	0	0.0	0	0.0
2330	2	1	0	0	0	0	0	0	0	0	0	0	0	0	0	0	0	0	0	0	0	0	31.7 -	0	0.0	0	0.0	0	0.0
2345	0	0	0	0	0	0	0	0	0	0	0	0	0	0	0	0	0	0	0	0	0	0	45.7 -	2	66.7	2	66.7	0	0.0
07-19	1917	1652	200	35	6	2	0	0	0	0	0	0	0	0	0	0	0	0	0	0	0	0	36.4 -	1	50.0	0	0.0	0	0.0
06-22	2104	1817	214	39	7	2	0	0	0	0	0	0	0	0	0	0	0	0	0	0	0	0	33.0 -	0	0.0	0	0.0	0	0.0
06-00	2120	1832	215	39	7	2	0	0	0	0	0	0	0	0	0	0	0	0	0	0	0	0	33.8 -	0	0.0	0	0.0	0	0.0
00-00	2144	1854	216	39	7	2	0	0	0	0	0	0	0	0	0	0	0	0	0	0	0	0	47.6 -	1	50.0	1	50.0	0	0.0
2345	0	0	0	0	0	0	0	0	0	0	0	0	0	0	0	0	0	0	0	0	0	0	-	0	0.0	0	0.0	0	0.0
07-19	228	635	647	248	65	28	2	2	0	0	35.3	40.7	345	345	18.0	76	4.0	10	0.5
06-22	247	708	693	277	74	30	2	2	0	0	35.3	40.7	385	385	18.3	86	4.1	10	0.5
06-00	247	715	697	279	75	32	2	2	0	0	35.3	40.8	390	390	18.4	89	4.2	11	0.5
00-00	249	722	704	283	76	33	2	2	0	0	35.3	40.8	396	396	18.5	91	4.2	11	0.5

ALL VEHICLES	
Mcycles	
Cars, taxis, 4WD	
LGV	
OGV1	
OGV2	
PSV	
0 - 10 mph	
10 - 15 mph	
15 - 20 mph	
20 - 25 mph	
25 - 30 mph	
30 - 35 mph	
35 - 40 mph	
40 - 45 mph	
45 - 50 mph	
50 - 60 mph	
60 - 70 mph	
70 - 80 mph	
80 - 90 mph	
90 - 100 mph	
AVG SPD	
85%ile	
> 40mph	
% > 40mph	

DIR 1

TOTAL	
CLASS 1	
CLASS 2	
CLASS 3	
CLASS 4	
CLASS 5	
CLASS 6	
TIME	
0-10mph	
10-15mph	
15-20mph	
20-25mph	
25-30mph	
30-35mph	
35-40mph	
40-45mph	
45-50mph	
50-60mph	
60-70mph	
70-80mph	
80-90mph	
90mph+	
AVG SPD	
85%ile	
PSL SPEEDING	
PSL% SPEEDING	
ACPO SPEEDING	
ACPO% SPEEDING	
DfT SPEEDING	
DfT% SPEEDING	

PROJECT 35202 Ashford, Kent
SITE 35202-004
LOCATION CHART ROAD
DIRECTION **EASTBOUND →**
PSL 40mph

DIR 1

	DIR 1
ALL VEHICLES	TOTAL
Mcycles	CLASS 1
Cars, taxis, 4WD	CLASS 2
LGV	CLASS 3
OGV1	CLASS 4
OGV2	CLASS 5
PSV	CLASS 6
	TIME
0 - 10 mph	0-10mph
10 - 15 mph	10-15mph
15 - 20 mph	15-20mph
20 - 25 mph	20-25mph
25 - 30 mph	25-30mph
30 - 35 mph	30-35mph
35 - 40 mph	35-40mph
40 - 45 mph	40-45mph
45 - 50 mph	45-50mph
50 - 60 mph	50-60mph
60 - 70 mph	60-70mph
70 - 80 mph	70-80mph
80 - 90 mph	80-90mph
90 - 100 mph	90mph+
AVG SPD	AVG SPD
85%ile	85%ile
> 40mph	PSL SPEEDING
% > 40mph	PSL% SPEEDING
	ACPO SPEEDING
	ACPO% SPEEDING
	DfT SPEEDING
	DfT% SPEEDING

Fri 28 Apr

DAY 4	Total	Cls 1	Cls 2	Cls 3	Cls 4	Cls 5	Cls 6	Fxd 1	Time
0000	0	0	0	0	0	0	0	0	0000
0015	1	1	0	0	0	0	0	0	0015
0030	0	0	0	0	0	0	0	0	0030
0045	1	0	0	0	0	0	0	0	0045
0100	0	0	0	0	0	0	0	0	0100
0115	1	0	0	0	0	0	0	0	0115
0130	1	0	0	0	0	0	0	0	0130
0145	1	0	0	0	0	0	0	0	0145
0200	0	0	0	0	0	0	0	0	0200
0215	1	0	0	0	0	0	0	0	0215
0230	0	0	0	0	0	0	0	0	0230
0245	0	0	0	0	0	0	0	0	0245
0300	0	0	0	0	0	0	0	0	0300
0315	2	0	0	1	1	0	0	0	0315
0330	0	0	0	0	0	0	0	0	0330
0345	0	0	0	0	0	0	0	0	0345
0400	1	1	0	0	0	0	0	0	0400
0415	0	0	0	0	0	0	0	0	0415
0430	0	0	0	0	0	0	0	0	0430
0445	2	1	1	0	0	0	0	0	0445
0500	0	0	0	0	0	0	0	0	0500
0515	3	1	2	0	0	0	0	0	0515
0530	2	0	1	1	0	0	0	0	0530
0545	2	0	1	1	0	0	0	0	0545
0600	3	1	2	0	0	0	0	0	0600
0615	7	3	4	0	0	0	0	0	0615
0630	4	0	4	0	0	0	0	0	0630
0645	8	1	6	1	0	0	0	0	0645
0700	14	0	13	0	1	0	0	0	0700
0715	31	0	29	1	0	1	0	0	0715
0730	48	1	40	6	1	0	0	0	0730
0745	60	0	55	4	1	0	0	0	0745
0800	98	1	88	8	1	0	0	0	0800
0815	104	1	89	8	3	3	0	0	0815
0830	85	2	73	8	1	0	0	0	0830
0845	57	0	51	5	1	0	0	0	0845
0900	26	0	21	3	2	0	0	0	0900
0915	29	0	27	1	1	0	0	0	0915
0930	29	0	24	5	0	0	0	0	0930
0945	23	0	17	3	2	0	0	0	0945
1000	22	0	14	5	2	0	0	0	1000
1015	21	0	21	2	0	0	0	0	1015
1030	23	0	15	6	1	0	0	0	1030
1045	22	0	15	6	1	0	0	0	1045
1100	24	3	19	2	0	0	0	0	1100
1115	22	1	18	3	0	0	0	0	1115
1130	26	0	21	5	0	0	0	0	1130
1145	23	0	21	1	1	0	0	0	1145
1200	23	0	21	0	2	0	0	0	1200
1215	12	0	11	1	0	0	0	0	1215
1230	20	0	16	2	1	1	0	0	1230
1245	16	0	15	1	0	0	0	0	1245
1300	23	0	19	4	0	0	0	0	1300
1315	24	0	22	1	1	0	0	0	1315
1330	26	1	19	6	0	0	0	0	1330
1345	18	0	14	4	0	0	0	0	1345
1400	22	0	25	2	0	0	0	0	1400
1415	29	0	19	3	0	0	0	0	1415
1430	25	0	25	0	0	0	0	0	1430
1445	39	1	29	7	2	0	0	0	1445
1500	36	0	35	1	0	0	0	0	1500
1515	76	1	66	6	3	0	0	0	1515
1530	80	2	70	6	2	0	0	0	1530
1545	46	2	31	11	2	0	0	0	1545
1600	96	3	86	5	2	0	0	0	1600
1615	67	0	52	11	4	0	0	0	1615
1630	52	0	46	5	1	0	0	0	1630
1645	48	0	47	1	0	0	0	0	1645
1700	61	1	58	2	0	0	0	0	1700
1715	54	2	48	4	0	0	0	0	1715
1730	56	0	54	2	0	0	0	0	1730
1745	38	0	36	2	0	0	0	0	1745
1800	22	2	19	1	0	0	0	0	1800
1815	32	1	29	1	1	0	0	0	1815
1830	23	0	23	0	0	0	0	0	1830
1845	35	0	31	4	0	0	0	0	1845
1900	20	1	19	0	0	0	0	0	1900
1915	22	1	18	2	1	0	0	0	1915
1930	23	0	20	3	0	0	0	0	1930
1945	12	0	10	2	0	0	0	0	1945
2000	13	0	13	0	0	0	0	0	2000
2015	16	0	16	0	0	0	0	0	2015
2030	9	0	9	0	0	0	0	0	2030
2045	15	1	11	2	1	0	0	0	2045
2100	7	0	7	0	0	0	0	0	2100
2115	10	0	9	0	1	0	0	0	2115
2130	14	0	13	1	0	0	0	0	2130
2145	8	0	7	1	0	0	0	0	2145
2200	5	0	4	1	0	0	0	0	2200
2215	7	0	6	1	0	0	0	0	2215
2230	5	0	5	0	0	0	0	0	2230
2245	3	0	3	0	0	0	0	0	2245
2300	4	0	3	1	0	0	0	0	2300
2315	5	0	5	0	0	0	0	0	2315
2330	1	0	1	0	0	0	0	0	2330
2345	2	0	2	0	0	0	0	0	2345
07-19	1889	26	1640	174	42	3	4	0	07-19
06-22	2080	34	1808	186	45	3	4	0	06-22
06-00	2112	34	1837	189	45	3	4	0	06-00
00-00	2131	35	1849	195	45	3	4	0	00-00

Time	Vbin 0 10	Vbin 10 15	Vbin 15 20	Vbin 20 25	Vbin 25 30	Vbin 30 35	Vbin 35 40	Vbin 40 45	Vbin 45 50	Vbin 50 60	Vbin 60 70	Vbin 70 80	Vbin 80 90	Vbin 90 100	Mean	Vp85	jPSL	jPSL%	PSL	PSL%	ACPO	ACPO%	DfT	DfT%
0000	0	0	0	0	0	0	0	0	0	0	0	0	0	0	-		0	0	0	0.0	0	0.0	0	0.0
0015	0	0	0	1	0	0	0	0	0	0	0	0	0	0	21.7	-	0	0.0	0	0.0	0	0.0	0	0.0
0030	0	0	0	0	0	0	0	0	0	0	0	0	0	0	-	-	0	0.0	0	0.0	0	0.0	0	0.0
0045	0	0	0	0	0	0	0	0	0	0	0	0	0	0	28.7	-	0	0.0	0	0.0	0	0.0	0	0.0
0100	0	0	0	0	0	0	0	0	0	0	0	0	0	0	-	-	0	0.0	0	0.0	0	0.0	0	0.0
0115	0	0	0	0	0	0	0	0	0	0	0	0	0	0	42.5	-	1	100.0	1	100.0	0	0.0	0	0.0
0130	0	0	0	0	0	0	0	0	0	0	0	0	0	0	30.0	-	0	0.0	0	0.0	0	0.0	0	0.0
0145	0	0	0	0	0	0	0	0	0	0	0	0	0	0	49.0	-	0	0.0	1	100.0	1	100.0	0	0.0
0200	0	0	0	0	0	0	0	0	0	0	0	0	0	0	-	-	0	0.0	0	0.0	0	0.0	0	0.0
0215	0	0	0	0	0	0	0	0	0	0	0	0	0	0	39.0	-	0	0.0	0	0.0	0	0.0	0	0.0
0230	0	0	0	0	0	0	0	0	0	0	0	0	0	0	-	-	0	0.0	0	0.0	0	0.0	0	0.0
0245	0	0	0	0	0	0	0	0	0	0	0	0	0	0	-	-	0	0.0	0	0.0	0	0.0	0	0.0
0300	0	0	0	0	0	0	0	0	0	0	0	0	0	0	-	-	0	0.0	0	0.0	0	0.0	0	0.0
0315	0	0	0	0	0	0	1	1	0	0	0	0	0	0	34.7	-	0	0.0	0	0.0	0	0.0	0	0.0
0330	0	0	0	0	0	0	0	0	0	0	0	0	0	0	-	-	0	0.0	0	0.0	0	0.0	0	0.0
0345	0	0	0	0	0	0	0	0	0	0	0	0	0	0	-	-	0	0.0	0	0.0	0	0.0	0	0.0
0400	0	0	0	0	0	0	0	0	0	0	0	0	0	0	-	-	0	0.0	0	0.0	0	0.0	0	0.0
0415	0	0	0	0	0	0	0	0	0	0	0	0	0	0	35.2	-	0	0.0	0	0.0	0	0.0	0	0.0
0430	0	0	0	0	0	0	0	0	0	0	0	0	0	0	-	-	0	0.0	0	0.0	0	0.0	0	0.0
0445	0	0	0	0	0	0	1	1	0	0	0	0	0	0	-	-	0	0.0	0	0.0	0	0.0	0	0.0
0500	0	0	0	0	0	0	0	0	0	0	0	0	0	0	-	-	0	0.0	0	0.0	0	0.0	0	0.0
0515	0	0	0	0	0	0	1	1	0	0	0	0	0	0	44.5	-	2	100.0	2	100.0	0	0.0	0	0.0
0530	0	0	0	0	0	0	0	0	0	0	0	0	0	0	54.0	-	1	100.0	1	100.0	0	0.0	0	0.0
0545	0	0	1	1	0	0	0	0	0	0	0	0	0	0	33.6	-	0	0.0	1	33.3	0	0.0	0	0.0
0600	0	0	0	0	0	0	1	1	0	0	0	0	0	0	32.0	-	0	0.0	0	0.0	0	0.0	0	0.0
0615	0	0	1	1	0	0	2	2	0	0	0	0	0	0	38.0	-	0	0.0	0	0.0	0	0.0	0	0.0
0630	0	0	2	2	0	0	0	0	0	0	0	0	0	0	41.6	-	2	66.7	0	0.0	0	0.0	0	0.0
0645	0	0	4	4	0	0	0	0	0	0	0	0	0	0	27.5	-	1	14.3	1	14.3	0	0.0	0	0.0
0700	0	0	9	4	0	0	0	0	0	0	0	0	0	0	34.8	-	0	0.0	0	0.0	0	0.0	0	0.0
0715	10	10	7	1	1	0	2	2	0	0	0	0	0	0	38.6	-	3	37.5	1	12.5	1	12.5	1	12.5
0730	15	22	18	9	4	1	1	1	0	0	0	0	0	0	36.5	39.1	1	7.1	0	0.0	0	0.0	0	0.0
0745	36	36	8	8	0	0	0	0	0	0	0	0	0	0	37.8	43.6	10	32.3	2	6.5	0	0.0	0	0.0
0800	21	42	24	12	2	0	0	0	0	0	0	0	0	0	37.0	40.8	9	18.8	2	4.2	2	4.2	2	4.2
0815	47	24	9	9	1	1	0	0	0	0	0	0	0	0	35.7	43.1	14	23.3	4	6.7	0	0.0	0	0.0
0830	26	29	13	3	3	0	0	0	0	0	0	0	0	0	34.6	39.4	8	8.2	0	0.0	0	0.0	0	0.0
0845	51	24	13	5	6	0	0	0	0	0	0	0	0	0	32.4	36.5	6	5.8	4	3.8	0	0.0	0	0.0
0900	21	26	12	4	4	0	0	0	0	0	0	0	0	0	36.1	41.3	19	22.4	6	7.1	1	1.2	1	1.2
0915	27	29	9	6	4	0	0	0	0	0	0	0	0	0	37.6	42.7	17	29.8	3	5.3	0	0.0	0	0.0
0930	24	29	6	6	4	0	0	0	0	0	0	0	0	0	36.2	42.7	6	23.1	1	3.8	0	0.0	0	0.0
0945	16	23	5	5	2	0	0	0	0	0	0	0	0	0	36.6	43.8	10	34.5	2	6.9	0	0.0	0	0.0
1000	14	22	5	3	2	0	0	0	0	0	0	0	0	0	36.2	41.0	5	21.7	1	3.4	1	4.3	1	4.3
1015	15	21	2	2	0	0	0	0	0	0	0	0	0	0	36.8	42.8	8	36.4	0	0.0	0	0.0	0	0.0
1030	15	23	2	0	0	0	0	0	0	0	0	0	0	0	33.6	37.6	2	9.5	0	0.0	0	0.0	0	0.0
1045	15	22	6	1	0	0	0	0	0	0	0	0	0	0	33.9	42.1	5	21.7	1	4.3	0	0.0	0	0.0
1100	19	24	2	0	0	0	0	0	0	0	0	0	0	0	37.1	44.9	5	22.7	2	9.1	0	0.0	0	0.0
1115	18	22	1	0	0	0	0	0	0	0	0	0	0	0	33.1	38.2	2	8.3	1	4.2	0	0.0	0	0.0
1130	21	26	5	0	0	0	0	0	0	0	0	0	0	0	32.4	38.4	2	9.1	1	4.5	0	0.0	0	0.0
1145	11	23	1	0	0	0	0	0	0	0	0	0	0	0	34.7	40.0	4	15.4	1	3.8	0	0.0	0	0.0
1200	21	23	1	0	0	0	0	0	0	0	0	0	0	0	35.0	40.6	6	23.1	1	3.8	0	0.0	0	0.0
1215	11	12	1	1	0	0	0	0	0	0	0	0	0	0	37.1	45.0	8	34.8	2	8.7	0	0.0	0	0.0
1230	16	20	2	1	1	0	0	0	0	0	0	0	0	0	37.0	44.7	2	16.7	1	8.3	1	8.3	1	8.3
1245	15	16	1	0	0	0	0	0	0	0	0	0	0	0	36.3	41.8	5	25.0	0	0.0	0	0.0	0	0.0
1300	19	23	4	0	0	0	0	0	0	0	0	0	0	0	35.5	40.7	4	25.0	0	0.0	0	0.0	0	0.0
1315	22	24	1	1	0	0	0	0	0	0	0	0	0	0	34.9	39.6	2	8.7	1	4.2	0	0.0	0	0.0
1330	19	26	6	0	0	0	0	0	0	0	0	0	0	0	35.3	40.3	4	16.7	1	5.9	0	0.0	0	0.0
1345	14	18	4	0	0	0	0	0	0	0	0	0	0	0	36.3	42.2	7	28.9	3	11.5	0	0.0	0	0.0
1400	25	22	2	0	0	0	0	0	0	0	0	0	0	0	41.1	51.6	8	44.4	4	22.2	1	5.6	1	5.6
1415	25	29	3	0	0	0	0	0	0	0	0	0	0	0	35.9	42.3	8	27.6	2	6.9	0	0.0	0	0.0
1430	25	25	0	0	0	0	0	0	0	0	0	0	0	0	36.3	41.5	3	13.6	1	4.5	1	4.5	1	4.5
1445	29	39	7	2	0	0	0	0	0	0	0	0	0	0	34.5	42.3	5	20.0	0	0.0	0	0.0	0	0.0
1500	35	36	1	1	0	0	0	0	0	0	0	0	0	0	36.4	42.3	10	25.6	2	5.1	0	0.0	0	0.0
1515	66	76	6	3	0	0	0	0	0	0	0	0	0	0	36.3	41.4	7	19.4	1	2.8	0	0.0	0	0.0
1530	70	80	6	2	0	0	0	0	0	0	0	0	0	0	36.0	41.8	18	23.7	3	3.9	0	0.0	0	0.0
1545	31	46	2	0	0	0	0	0	0	0	0	0	0	0	35.9	40.5	17	21.3	4	5.0	0	0.0	0	0.0
1600	86	96	3	0	0	0	0	0	0	0	0	0	0	0	36.2	42.9	14	30.4	3	6.5	0	0.0	0	0.0
1615	52	67	0	0	0	0	0	0	0	0	0	0	0	0	32.6	38.3	9	9.4	1	1.0	0	0.0	0	0.0
1630	46	52	0	0	0	0	0	0	0	0	0	0	0	0	36.0	41.3	13	19.4	1	1.5	0	0.0	0	0.0
1645	47	48	0	0	0	0	0	0	0	0	0	0	0	0	37.9	44.0	13	25.0	2	3.8	1	1.9	1	1.9
1700	58	61	1	1	0	0	0	0	0	0	0	0	0	0	36.9	42.7	14	29.2	4	8.3	1	2.1	1	2.1
1715	48	54	2	2	0	0	0	0	0	0	0	0	0	0	35.4	41.3	18	29.5	4	6.6	0	0.0	0	0.0
1730	54	56	0	0	0	0	0	0	0	0	0	0	0	0	36.8	42.1	11	20.4	1	1.9	1	1.9	1	1.9
1745	36	38	0	0	0	0	0	0	0	0	0	0	0	0	37.0	42.0	12	21.4	4	7.1	1	1.8	1	1.8
1800	19	22	2	1	0	0	0	0	0	0	0	0	0	0	39.6	49.7	9	40.9	4	18.2	2	9.1	2	9.1
1815	29	32	1	1	0	0	0	0	0	0	0	0	0	0	36.3	43.3	10	31.3	2	6.3	0	0.0	0	0.0
1830	23	23	0	0	0	0	0	0	0	0	0	0	0	0	35.9	40.8	4	17.4	0	0.0	0	0.0	0	0.0
1845	31	35	4	0	0	0	0	0	0	0	0	0	0	0	35.7	42.0	11	31.4	2	5.7	0	0.0	0	0.0
1900	19	20	0	0	0	0	0	0	0	0	0	0	0	0	39.1	44.9	10	50.0	1	5.0	0	0.0	0	0.0
1915	18	22	2	1	0	0	0	0	0	0	0	0	0	0	38.3	46.3	9	40.9	3	13.6	0	0.0	0	0.0
1930	20	23	0	0	0	0	0	0	0	0	0	0	0	0	37.7	43.5	7	30.4	3	13.0	0	0.0	0	0.0
1945	10	12	0	0	0	0	0	0	0	0	0	0	0	0	33.0	45.3	2	16.7	1	8.3	0	0.0	0	0.0
2000	13	13	0	0	0	0	0	0	0	0	0	0	0	0	33.6	39.4	1	7.7	1	7.7	0	0.0	0	0.0
2015	16	16	0	0	0	0	0	0	0	0	0	0	0	0	35.8	44.6	3	18.8	1	6.3	0	0.0	0	0.0
2030	9	9	0	0	0	0	0	0	0	0	0	0	0	0	35.1	-	2	22.2	1	11.1	0	0.0	0	0.0
2045	11	15	1	2	1	0	0	0	0	0	0	0	0	0	40.9	53.6	7	46.7	3	20.0	0	0.0	0	0.0
2100	7	7	0	0	0	0	0	0	0	0	0	0	0	0	32.6	-	1	14.3	0	0.0	0	0.0	0	0.0
2115	9	10	0	1	0	0	0	0	0	0	0	0	0	0	35.5	-	4	40.0	1	7.1	0	0.0	0	0.0
2130	13	14	0	1	0	0	0	0	0	0	0	0	0	0	33.0	37.6	1	7.1	1	7.1	0	0.0	0	0.0
2145	7	8	0	0	0	0	0	0	0	0	0	0	0	0	38.4	-	2	25.0	2	25.0	1	12.5	1	12.5
2200	4	5	0	0	0	0	0	0	0	0	0	0	0	0	40.0	-	2	40.0	1	20.0	0	0.0	0	0.0
2215	6	7	0	0	0	0	0	0	0	0	0	0	0	0	36.6	-	3	42.9	0	0.0	0	0.0	0	0.0
2230	5	5	0	0	0	0	0	0	0	0	0	0	0	0	36.3	-	0	0.0	0	0.0	0	0.0	0	0.0
2245	3	3	0	0	0	0	0	0	0	0	0	0	0	0	32.9	-	2	40.0	0	0.0	0	0.0	0	0.0
2300	3	4	0	1	0	0	0	0	0	0	0	0	0	0	42.1	-	0	50.0	1	25.0	0	0.0	0	0.0
2315	5	5	0	0	0	0	0	0	0	0	1	0	0	0	43.1	-	2	40.0	2	40.0	1	20.0	1	20.0
2330	1	1	0	0	0	0	0

PROJECT 35202 Ashford, Kent
SITE 35202-004
LOCATION CHART ROAD
DIRECTION **EASTBOUND →**
PSL 40mph

DIR 1

Sat 29 Apr
DAY 5

Time	Total	Cls 1	Cls 2	Cls 3	Cls 4	Cls 5	Cls 6	Fxd 1	Time
0000	3	0	2	0	0	0	0	0	0000
0015	2	0	2	0	0	0	0	0	0015
0030	1	0	0	0	0	0	0	0	0030
0045	1	0	1	0	0	0	0	0	0045
0100	2	0	2	0	0	0	0	0	0100
0115	2	0	2	0	0	0	0	0	0115
0130	2	0	2	0	0	0	0	0	0130
0145	0	0	0	0	0	0	0	0	0145
0200	0	0	0	0	0	0	0	0	0200
0215	0	0	0	0	0	0	0	0	0215
0230	0	0	0	0	0	0	0	0	0230
0245	0	0	0	0	0	0	0	0	0245
0300	0	0	0	0	0	0	0	0	0300
0315	0	0	0	0	0	0	0	0	0315
0330	1	0	1	0	0	0	0	0	0330
0345	1	0	1	0	0	0	0	0	0345
0400	0	0	0	0	0	0	0	0	0400
0415	3	0	3	0	0	0	0	0	0415
0430	1	0	1	0	0	0	0	0	0430
0445	0	0	0	0	0	0	0	0	0445
0500	0	0	0	0	0	0	0	0	0500
0515	0	0	0	0	0	0	0	0	0515
0530	2	0	2	0	0	0	0	0	0530
0545	2	0	1	1	0	0	0	0	0545
0600	2	0	1	1	0	0	0	0	0600
0615	5	1	4	0	0	0	0	0	0615
0630	4	0	4	0	0	0	0	0	0630
0645	7	0	7	0	0	0	0	0	0645
0700	3	1	2	0	0	0	0	1	0700
0715	4	0	3	0	0	1	0	0	0715
0730	12	0	10	1	1	0	0	0	0730
0745	14	0	13	1	0	0	0	0	0745
0800	14	0	12	2	0	0	0	0	0800
0815	17	0	15	1	1	0	0	0	0815
0830	15	0	14	0	0	0	0	0	0830
0845	19	0	18	0	0	0	0	0	0845
0900	18	0	15	2	0	0	0	0	0900
0915	38	0	36	2	0	0	0	0	0915
0930	35	1	32	2	0	0	0	0	0930
0945	29	0	26	2	1	0	0	0	0945
1000	31	0	29	1	1	0	0	0	1000
1015	33	2	29	2	0	0	0	0	1015
1030	27	0	23	3	1	0	0	0	1030
1045	29	0	28	1	0	0	0	0	1045
1100	35	2	30	2	1	0	0	0	1100
1115	44	1	39	4	0	0	0	0	1115
1130	35	1	33	1	0	0	0	0	1130
1145	35	2	32	2	0	0	0	0	1145
1200	42	0	38	4	0	0	0	0	1200
1215	50	1	46	3	0	0	0	0	1215
1230	34	2	30	2	0	0	0	0	1230
1245	41	1	37	2	1	0	0	0	1245
1300	45	0	43	2	0	0	0	0	1300
1315	35	0	28	6	0	1	0	0	1315
1330	33	1	28	4	0	0	0	0	1330
1345	26	0	24	1	1	0	0	0	1345
1400	36	2	31	2	1	0	0	0	1400
1415	35	0	31	3	1	0	0	0	1415
1430	17	1	16	0	0	0	0	0	1430
1445	22	0	20	2	0	0	0	0	1445
1500	15	0	13	2	0	0	0	0	1500
1515	26	0	23	2	1	0	0	0	1515
1530	25	1	19	4	1	0	0	0	1530
1545	17	0	17	0	0	0	0	0	1545
1600	21	0	19	1	1	0	0	0	1600
1615	17	0	14	3	0	0	0	0	1615
1630	31	0	27	4	0	0	0	0	1630
1645	34	0	28	6	0	0	0	0	1645
1700	16	0	14	2	0	0	0	0	1700
1715	21	2	19	1	0	0	0	0	1715
1730	20	0	22	3	0	0	0	0	1730
1745	25	0	19	0	0	0	0	0	1745
1800	19	0	24	1	0	0	0	0	1800
1815	26	0	15	1	0	0	0	0	1815
1830	16	0	20	2	0	0	0	0	1830
1845	22	0	12	0	1	0	0	0	1845
1900	13	0	9	3	1	0	0	0	1900
1915	13	0	14	1	0	0	0	0	1915
1930	15	0	16	1	0	0	0	0	1930
1945	17	0	14	0	0	0	0	0	1945
2000	14	0	12	0	0	0	0	0	2000
2015	12	0	11	1	0	0	0	0	2015
2030	13	1	11	1	0	0	0	0	2030
2045	11	0	7	4	0	0	0	0	2045
2100	7	1	7	2	0	0	0	0	2100
2115	8	0	7	0	1	0	0	0	2115
2130	5	0	5	0	0	0	0	0	2130
2145	7	0	7	0	0	0	0	0	2145
2200	11	0	11	0	0	0	0	0	2200
2215	5	1	3	1	0	0	0	0	2215
2230	7	0	7	0	0	0	0	0	2230
2245	4	0	3	1	0	0	0	0	2245
2300	2	0	2	0	0	0	0	0	2300
2315	2	0	2	0	0	0	0	0	2315
2330	6	0	6	0	0	0	0	0	2330
2345	2	0	2	0	0	0	0	0	2345
07-19	1254	22	1120	93	14	5	0	0	07-19
06-22	1407	25	1258	102	17	5	0	0	06-22
06-00	1446	26	1294	104	17	5	0	0	06-00
00-00	1469	27	1316	104	17	5	0	0	00-00

Time	Vbin 0 10	Vbin 10 15	Vbin 15 20	Vbin 20 25	Vbin 25 30	Vbin 30 35	Vbin 35 40	Vbin 40 45	Vbin 45 50	Vbin 50 60	Vbin 60 70	Vbin 70 80	Vbin 80 90	Vbin 90 100	Mean	Vcrp 85	jPSL 40	jPSL% 40	PSL 46	PSL% 46	jPSL2 55	jPSL2% 55
0000	0	0	0	0	0	0	0	0	0	0	0	0	0	0	40.6 -	2	0	0.0	0	0.0	0	0.0
0015	0	0	0	0	0	1	1	0	0	0	0	0	0	0	33.1 -	0	0	0.0	0	0.0	0	0.0
0030	0	0	0	0	0	1	1	0	0	0	0	0	0	0	37.0 -	0	0	0.0	0	0.0	0	0.0
0045	0	0	0	0	0	1	0	0	0	0	0	0	0	0	32.9 -	0	0	0.0	0	0.0	0	0.0
0100	0	0	0	0	0	1	1	0	0	0	0	0	0	0	39.8 -	1	1	50.0	0	0.0	0	0.0
0115	0	0	0	0	0	0	0	0	0	0	0	0	0	0	30.3 -	0	0	0.0	0	0.0	0	0.0
0130	0	0	0	0	0	1	1	0	0	0	0	0	0	0	38.1 -	1	1	50.0	0	0.0	0	0.0
0145	0	0	0	0	0	0	0	0	0	0	0	0	0	0	-	0	0	0.0	0	0.0	0	0.0
0200	0	0	0	0	0	0	0	0	0	0	0	0	0	0	-	0	0	0.0	0	0.0	0	0.0
0215	0	0	0	0	0	0	0	0	0	0	0	0	0	0	-	0	0	0.0	0	0.0	0	0.0
0230	0	0	0	0	0	0	0	0	0	0	0	0	0	0	-	0	0	0.0	0	0.0	0	0.0
0245	0	0	0	0	0	0	0	0	0	0	0	0	0	0	-	0	0	0.0	0	0.0	0	0.0
0300	0	0	0	0	0	0	0	0	0	0	0	0	0	0	-	0	0	0.0	0	0.0	0	0.0
0315	0	0	0	0	0	0	0	0	0	0	0	0	0	0	50.7 -	1	1	100.0	0	0.0	0	0.0
0330	0	0	0	0	0	0	0	0	0	0	0	0	0	0	33.6 -	0	0	0.0	0	0.0	0	0.0
0345	0	0	0	0	0	0	0	0	0	0	0	0	0	0	-	0	0	0.0	0	0.0	0	0.0
0400	0	0	0	0	0	0	0	0	0	0	0	0	0	0	-	0	0	0.0	0	0.0	0	0.0
0415	0	0	0	0	0	0	0	0	0	0	0	0	0	0	42.5 -	2	1	66.7	1	33.3	0	0.0
0430	0	0	0	0	0	0	0	0	0	0	0	0	0	0	38.2 -	0	0	0.0	0	0.0	0	0.0
0445	0	0	0	0	0	0	0	0	0	0	0	0	0	0	-	0	0	0.0	0	0.0	0	0.0
0500	0	0	0	0	0	0	0	0	0	0	0	0	0	0	-	0	0	0.0	0	0.0	0	0.0
0515	0	0	0	0	0	0	0	0	0	0	0	0	0	0	-	0	0	0.0	0	0.0	0	0.0
0530	0	0	0	0	0	0	0	0	0	0	0	0	0	0	-	0	0	0.0	0	0.0	0	0.0
0545	0	0	0	0	0	0	0	0	0	0	0	0	0	0	37.2 -	1	0	0.0	0	0.0	0	0.0
0600	0	0	0	0	0	0	0	0	0	0	0	0	0	0	36.6 -	1	0	0.0	0	0.0	0	0.0
0615	0	0	0	0	0	0	0	0	0	0	0	0	0	0	40.2 -	2	0	0.0	2	40.0	1	20.0
0630	0	0	0	0	0	0	0	0	0	0	0	0	0	0	38.5 -	2	0	0.0	0	0.0	0	0.0
0645	0	0	0	0	0	0	0	0	0	0	0	0	0	0	44.3 -	6	1	85.7	3	42.9	0	0.0
0700	0	0	0	0	0	0	0	0	0	0	0	0	0	0	27.0 -	0	0	0.0	0	0.0	0	0.0
0715	0	0	0	0	0	1	1	0	0	0	0	0	0	0	34.5 -	1	0	25.0	0	0.0	0	0.0
0730	0	0	0	0	0	0	0	0	0	0	0	0	0	0	41.3 54.6	6	2	50.0	2	16.7	1	8.3
0745	0	0	0	0	0	2	2	0	0	0	0	0	0	0	36.0 44.1	4	0	28.6	0	0.0	0	0.0
0800	0	0	0	0	0	4	4	0	0	0	0	0	0	0	35.6 42.5	2	1	14.3	0	0.0	0	0.0
0815	0	0	0	0	0	3	3	0	0	0	0	0	0	0	37.9 45.0	5	2	29.4	2	11.8	1	5.9
0830	0	0	0	0	0	3	3	0	0	0	0	0	0	0	33.7 40.3	2	0	13.3	0	0.0	0	0.0
0845	0	0	0	0	0	2	2	0	0	0	0	0	0	0	34.9 42.8	4	1	21.1	0	0.0	0	0.0
0900	0	0	0	0	0	3	3	0	0	0	0	0	0	0	34.2 42.0	4	1	22.2	1	5.6	0	0.0
0915	0	0	0	0	0	7	7	0	0	0	0	0	0	0	33.0 39.3	5	0	13.2	0	0.0	0	0.0
0930	0	0	0	0	0	4	4	0	0	0	0	0	0	0	34.9 41.6	8	1	22.9	1	2.9	0	0.0
0945	0	0	0	0	0	1	1	0	0	0	0	0	0	0	34.2 40.3	4	1	13.8	1	3.4	0	0.0
1000	0	0	0	0	0	1	1	0	0	0	0	0	0	0	34.3 38.1	3	0	9.7	0	0.0	0	0.0
1015	0	0	0	0	0	1	1	0	0	0	0	0	0	0	34.4 40.5	5	0	15.2	0	0.0	0	0.0
1030	0	0	0	0	0	0	0	0	0	0	0	0	0	0	37.4 43.1	5	0	37.0	1	3.7	0	0.0
1045	0	0	0	0	0	0	0	0	0	0	0	0	0	0	36.0 42.8	5	3	17.2	3	10.3	2	6.9
1100	0	0	0	0	0	1	1	0	0	0	0	0	0	0	34.6 38.1	3	1	8.6	1	2.9	0	0.0
1115	0	0	0	0	0	1	1	0	0	0	0	0	0	0	38.3 44.2	15	5	34.1	5	11.4	1	2.3
1130	0	0	0	0	0	0	0	0	0	0	0	0	0	0	35.3 40.2	6	0	17.1	0	0.0	0	0.0
1145	0	0	0	0	0	0	0	0	0	0	0	0	0	0	37.7 46.0	12	5	34.3	5	14.3	0	0.0
1200	0	0	0	0	0	0	0	0	0	0	0	0	0	0	38.5 44.8	18	3	42.9	3	7.1	0	0.0
1215	0	0	0	0	0	1	1	0	0	0	0	0	0	0	34.1 38.7	5	0	10.0	2	4.0	1	2.0
1230	0	0	0	0	0	2	2	0	0	0	0	0	0	0	36.2 45.7	8	5	20.5	4	11.8	0	0.0
1245	0	0	0	0	0	1	1	0	0	0	0	0	0	0	36.6 42.9	9	1	22.0	1	2.4	0	0.0
1300	0	0	0	0	0	0	0	0	0	0	0	0	0	0	35.0 39.5	6	0	13.3	1	2.2	0	0.0
1315	0	0	0	0	0	0	0	0	0	0	0	0	0	0	36.1 43.7	8	0	22.9	4	11.4	0	0.0
1330	0	0	0	0	0	0	0	0	0	0	0	0	0	0	36.8 42.2	10	1	30.3	1	3.0	0	0.0
1345	0	0	0	0	0	0	0	0	0	0	0	0	0	0	36.6 43.2	9	0	34.6	0	0.0	0	0.0
1400	0	0	0	0	0	0	0	0	0	0	0	0	0	0	32.6 37.6	3	1	8.3	1	2.8	1	2.8
1415	0	0	0	0	0	0	0	0	0	0	0	0	0	0	36.1 40.5	5	2	14.3	2	5.7	0	0.0
1430	0	0	0	0	0	0	0	0	0	0	0	0	0	0	35.3 43.5	3	1	17.7	1	5.9	0	0.0
1445	0	0	0	0	0	0	0	0	0	0	0	0	0	0	37.6 49.1	6	4	27.3	4	18.2	1	4.5
1500	0	0	0	0	0	0	0	0	0	0	0	0	0	0	35.3 41.4	3	0	20.0	0	0.0	0	0.0
1515	0	0	0	0	0	0	0	0	0	0	0	0	0	0	32.0 38.5	3	0	11.5	0	0.0	0	0.0
1530	0	0	0	0	0	0	0	0	0	0	0	0	0	0	35.2 44.0	5	1	20.0	1	4.0	1	4.0
1545	0	0	0	0	0	0	0	0	0	0	0	0	0	0	37.0 43.5	6	0	35.3	0	0.0	0	0.0
1600	0	0	0	0	0	0	0	0	0	0	0	0	0	0	34.5 45.5	5	3	23.8	3	14.3	0	0.0
1615	0	0	0	0	0	0	0	0	0	0	0	0	0	0	37.7 44.1	5	1	29.4	1	5.9	1	5.9
1630	0	0	0	0	0	0	0	0	0	0	0	0	0	0	35.7 41.3	7	2	22.6	1	3.2	0	0.0
1645	0	0	0	0	0	0	0	0	0	0	0	0	0	0	35.7 42.3	6	2	17.7	2	5.9	1	2.9
1700	0	0	0	0	0	0	0	0	0	0	0	0	0	0	36.6 44.0	3	1	18.8	1	6.3	0	0.0
1715	0	0	0	0	0	0	0	0	0	0	0	0	0	0	38.1 50.7	10	2	47.6	3	14.3	1	4.8
1730	0	0	0	0	0	0	0	0	0	0	0	0	0	0	37.3 42.7	5	1	25.0	1	5.0	1	5.0
1745	0	0	0	0	0	0	0	0	0	0	0	0	0	0	35.3 39.9	3	0	12.0	0	0.0	0	0.0
1800	0	0	0	0	0	0	0	0	0	0	0	0	0	0	37.8 46.1	6	3	31.6	3	15.8	0	0.0
1815	0	0	0	0	0	0	0	0	0	0	0	0	0	0	37.6 44.3	8	0	30.8	1	3.8	0	0.0
1830	0	0	0	0	0	0	0	0	0	0	0	0	0	0	35.5 39.3	2	1	12.5	0	6.3	0	0.0
1845	0	0	0	0	0	0	0	0	0	0	0	0	0	0	39.6 47.0	10	4	45.5	1	18.2	0	0.0
1900	0	0	0	0	0	0	0	0	0	0	0	0	0	0	35.8 47.2	4	3	30.8	3	23.1	1	7.7
1915	0	0	0	0	0	0	0	0	0	0	0	0	0	0	40.9 47.4	7	4	53.9	0	0.0	0	0.0
1930	0	0	0	0	0	0	0	0	0	0	0	0	0	0	33.2 36.8	1	0	6.7	0	0.0	0	0.0
1945	0	0	0	0	0	0	0	0	0	0	0	0	0	0	34.4 39.6	2	1	11.8	1	5.9	0	0.0
2000	0	0	0	0	0	0	0	0	0	0	0	0	0	0	37.0 41.9	3	0	21.4	0	0.0	0	0.0
2015	0	0	0	0	0	0	0	0	0	0	0	0	0	0	36.8 45.3	2	1	16.7	1	8.3	0	0.0
2030	0	0	0	0	0	0	0	0	0	0	0	0	0	0	39.1 45.6	5	1	38.5	1	7.7	1	7.7
2045	0	0	0	0	0	0	0	0	0	0	0	0	0	0	35.1 41.4	2	0	18.2	0	0.0	0	0.0
2100	0	0	0	0	0	0	0	0	0	0	0	0	0	0	33.6 -	2	0	28.6	0	0.0	0	0.0
2115	0	0	0	0	0	0	0	0	0	0	0	0	0	0	36.1 -	2	0	25.0	0	0.0	0	0.0
2130	0	0	0	0	0	0	0	0	0	0	0	0	0	0	39.3 -	3	0	60.0	1	20.0	0	0.0
2145	0	0	0	0	0	0	0	0	0	0	0	0	0	0	33.0 -	0	0	0.0	1	14.3	0	0.0
2200	0	0	0	0	0	0	0	0	0	0	0	0	0	0	32.9 -	1	1	9.1	1	9.1	0	0.0
2215	0	0	0	0	0	0	0	0	0	0	0	0	0	0	39.9 -	3	0	60.0	1	20.0	0	0.0
2230	0	0	0	0	0	0	0	0	0	0	0	0	0	0	35.7 -	2	0	28.6	0	0.0	0	0.0
2245	0	0	0	0	0	0	0	0	0	0	0	0	0	0	37.0 -	0	0	0.0	0	0.0	0	0.0
2300	0	0	0	0	0	0	0	0	0	0	0	0	0	0	43.6 -	1	0	50.0	1	50.0	0	0.0
2315	0	0	0	0	0	0	0	0	0	0	0	0	0	0	42.6 -	2	1	100.0	0	0.0	0	0.0
2330	0	0	0	0	0	0	0	0	0	0	0	0	0	0	41.1 -	3	0	50.0	2	33.3	0	0.0
2345	0	0	0	0	0	0	0	0	0	0	0	0	0	0	37.6 -	1	1	50.0	1	50.0	0	0.0
07-19	1	10	8	34	133	394	393	193	49	34	4	1	0	0	35.8	41.9	281	22.4	69	5.5	14	1.1
06-22	1	12	8	37	155	433	435	219	61	39	5	1	0	0	35.9	42.2	326	23.2	85	6.0	17	1.2
06-00	1	12	8	39	159	443	445	224	68	40	5	1	0	0	36.0	42.4	339	23.4	91	6.3	17	1.2
00-00	1	12	8	39	160	450	452	230	69	41	5	1	0	0	36.0	42.5	347	23.6	93	6.3	17	1.2

	DIR 1	
ALL VEHICLES	TOTAL	
Mcycles	CLASS 1	
Cars, taxis, 4WD	CLASS 2	
LGV	CLASS 3	
OGV1	CLASS 4	
OGV2	CLASS 5	
PSV	CLASS 6	
	TIME	
0 - 10 mph	0-10mph	
10 - 15 mph	10-15mph	
15 - 20 mph	15-20mph	
20 - 25 mph	20-25mph	
25 - 30 mph	25-30mph	
30 - 35 mph	30-35mph	
35 - 40 mph	35-40mph	
40 - 45 mph	40-45mph	
45 - 50 mph	45-50mph	
50 - 60 mph	50-60mph	
60 - 70 mph	60-70mph	
70 - 80 mph	70-80mph	
80 - 90 mph	80-90mph	
90 - 100 mph	90mph+	
AVG SPD	AVG SPD	
85%ile	85%ile	
> 40mph	PSL SPEEDING	
% > 40mph	PSL% SPEEDING	
	ACPO SPEEDING	
	ACPO% SPEEDING	
	DfT SPEEDING	
	DfT% SPEEDING	

PROJECT 35202 Ashford, Kent
SITE 35202-004
LOCATION CHART ROAD
DIRECTION **EASTBOUND →**
PSL 40mph

DIR 1

	DIR 1
ALL VEHICLES	TOTAL
Mcycles	CLASS 1
Cars, taxis, 4WD	CLASS 2
LGV	CLASS 3
OGV1	CLASS 4
OGV2	CLASS 5
PSV	CLASS 6
	TIME
0 - 10 mph	0-10mph
10 - 15 mph	10-15mph
15 - 20 mph	15-20mph
20 - 25 mph	20-25mph
25 - 30 mph	25-30mph
30 - 35 mph	30-35mph
35 - 40 mph	35-40mph
40 - 45 mph	40-45mph
45 - 50 mph	45-50mph
50 - 60 mph	50-60mph
60 - 70 mph	60-70mph
70 - 80 mph	70-80mph
80 - 90 mph	80-90mph
90 - 100 mph	90mph+
AVG SPD	AVG SPD
85%ile	85%ile
> 40mph	PSL SPEEDING
% > 40mph	PSL% SPEEDING
	ACPO SPEEDING
	ACPO% SPEEDING
	DfT SPEEDING
	DfT% SPEEDING

Sun 30 Apr

DAY 6	Total	Cls 1	Cls 2	Cls 3	Cls 4	Cls 5	Cls 6	Fxd 1	Time
0000	3	0	3	0	0	0	0	0	0000
0015	2	0	2	0	0	0	0	0	0015
0030	4	0	3	1	0	0	0	0	0030
0045	0	0	0	0	0	0	0	0	0045
0100	1	0	1	0	0	0	0	0	0100
0115	0	0	0	0	0	0	0	0	0115
0130	0	0	0	0	0	0	0	0	0130
0145	1	0	1	0	0	0	0	0	0145
0200	0	0	0	0	0	0	0	0	0200
0215	1	0	1	0	0	0	0	0	0215
0230	1	0	1	0	0	0	0	0	0230
0245	0	0	0	0	0	0	0	0	0245
0300	0	0	0	0	0	0	0	0	0300
0315	0	0	0	0	0	0	0	0	0315
0330	0	0	0	0	0	0	0	0	0330
0345	0	0	0	0	0	0	0	0	0345
0400	1	0	1	0	0	0	0	0	0400
0415	3	0	3	0	0	0	0	0	0415
0430	0	0	0	0	0	0	0	0	0430
0445	0	0	0	0	0	0	0	0	0445
0500	0	0	0	0	0	0	0	0	0500
0515	3	0	2	1	0	0	0	0	0515
0530	0	0	0	0	0	0	0	0	0530
0545	5	0	5	0	0	0	0	0	0545
0600	0	0	0	0	0	0	0	0	0600
0615	1	0	1	0	0	0	0	0	0615
0630	5	0	5	0	0	0	0	0	0630
0645	3	0	3	0	0	0	0	0	0645
0700	4	0	4	0	0	0	0	0	0700
0715	4	1	1	1	2	0	0	0	0715
0730	7	0	7	0	0	0	0	0	0730
0745	10	3	7	0	0	0	0	0	0745
0800	8	0	7	1	0	0	0	0	0800
0815	6	0	6	0	0	0	0	0	0815
0830	9	0	9	0	0	0	0	0	0830
0845	11	0	10	1	0	0	0	0	0845
0900	24	0	21	3	0	0	0	0	0900
0915	20	1	19	0	0	0	0	0	0915
0930	24	2	21	1	0	0	0	0	0930
0945	16	1	14	1	0	0	0	0	0945
1000	18	0	18	0	0	0	0	0	1000
1015	32	1	30	1	0	0	0	0	1015
1030	21	1	20	0	0	0	0	0	1030
1045	23	0	22	1	0	0	0	0	1045
1100	23	1	22	0	0	0	0	0	1100
1115	22	1	19	2	0	0	0	0	1115
1130	27	1	25	1	0	0	0	0	1130
1145	21	1	18	1	1	0	0	0	1145
1200	35	0	34	0	1	0	0	0	1200
1215	39	0	36	3	0	0	0	0	1215
1230	28	1	27	0	0	0	0	0	1230
1245	21	0	21	0	0	0	0	0	1245
1300	27	2	25	0	0	0	0	0	1300
1315	35	0	33	1	0	1	0	0	1315
1330	22	0	19	3	0	0	0	0	1330
1345	32	1	31	0	0	0	0	0	1345
1400	19	0	17	2	0	0	0	0	1400
1415	29	0	27	1	0	0	0	0	1415
1430	29	1	24	2	1	1	0	0	1430
1445	16	1	14	1	0	0	0	0	1445
1500	23	0	20	3	0	0	0	0	1500
1515	27	1	23	2	1	0	0	0	1515
1530	15	0	13	2	0	0	0	0	1530
1545	12	1	10	1	0	0	0	0	1545
1600	19	0	16	3	0	0	0	0	1600
1615	14	1	10	3	0	0	0	0	1615
1630	18	1	15	1	1	0	0	0	1630
1645	12	1	10	1	0	0	0	0	1645
1700	12	2	9	1	0	0	0	0	1700
1715	16	0	16	0	0	0	0	0	1715
1730	11	2	8	1	0	0	0	0	1730
1745	14	0	14	0	0	0	0	0	1745
1800	17	1	15	1	0	0	0	0	1800
1815	16	0	14	2	0	0	0	0	1815
1830	10	0	10	0	0	0	0	0	1830
1845	16	0	14	2	0	0	0	0	1845
1900	0	0	0	0	0	0	0	0	1900
1915	13	0	12	1	0	0	0	0	1915
1930	10	1	9	0	0	0	0	0	1930
1945	10	0	8	2	0	0	0	0	1945
2000	9	1	7	1	0	0	0	0	2000
2015	14	0	13	1	0	0	0	0	2015
2030	9	0	9	0	0	0	0	0	2030
2045	12	0	12	0	0	0	0	0	2045
2100	5	0	5	0	0	0	0	0	2100
2115	5	0	5	0	0	0	0	0	2115
2130	4	0	4	0	0	0	0	0	2130
2145	6	2	4	0	0	0	0	0	2145
2200	6	0	6	0	0	0	0	0	2200
2215	2	0	2	0	0	0	0	0	2215
2230	3	0	3	0	0	0	0	0	2230
2245	4	0	4	0	0	0	0	0	2245
2300	3	0	3	0	0	0	0	0	2300
2315	2	1	1	0	0	0	0	0	2315
2330	1	0	1	0	0	0	0	0	2330
2345	1	1	0	0	0	0	0	0	2345
07-19	904	30	815	49	7	3	0	0	07-19
06-22	1026	34	926	56	7	3	0	0	06-22
06-00	1048	36	946	56	7	3	0	0	06-00
00-00	1073	36	969	58	7	3	0	0	00-00

DAY 6	Vbin 0 10	Vbin 10 15	Vbin 15 20	Vbin 20 25	Vbin 25 30	Vbin 30 35	Vbin 35 40	Vbin 40 45	Vbin 45 50	Vbin 50 60	Vbin 60 70	Vbin 70 80	Vbin 80 90	Vbin 90 100	Mean	V85	PSL 40	PSL% 40	PSL1 4g	PSL1% 4g	PSL2 55	PSL2% 55
0000	0	0	0	0	0	0	0	0	0	0	0	0	0	0	31.9 -	0	1	50.0	0	0.0	0	0.0
0015	0	0	0	0	0	0	0	0	0	0	0	0	0	0	40.4 -	0	1	50.0	0	0.0	0	0.0
0030	0	0	0	0	0	0	0	0	0	0	0	0	0	0	38.5 -	2	2	50.0	0	0.0	0	0.0
0045	0	0	0	0	0	0	0	0	0	0	0	0	0	0 -	-	0	0	0.0	0	0.0	0	0.0
0100	0	0	0	0	0	0	0	0	0	0	0	0	0	0 -	40.2 -	1	1	100.0	0	0.0	0	0.0
0115	0	0	0	0	0	0	0	0	0	0	0	0	0	0 -	-	0	0	0.0	0	0.0	0	0.0
0130	0	0	0	0	0	0	0	0	0	0	0	0	0	0 -	-	0	0	0.0	0	0.0	0	0.0
0145	0	0	0	0	0	0	0	0	0	0	0	0	0	0 -	34.9 -	0	0	0.0	0	0.0	0	0.0
0200	0	0	0	0	0	0	0	0	0	0	0	0	0	0 -	-	0	0	0.0	0	0.0	0	0.0
0215	0	0	0	0	0	0	0	0	0	0	0	0	0	0 -	38.5 -	0	0	0.0	0	0.0	0	0.0
0230	0	0	0	0	0	0	0	0	0	0	0	0	0	0 -	54.1 -	1	1	100.0	0	0.0	0	0.0
0245	0	0	0	0	0	0	0	0	0	0	0	0	0	0 -	-	0	0	0.0	0	0.0	0	0.0
0300	0	0	0	0	0	0	0	0	0	0	0	0	0	0 -	-	0	0	0.0	0	0.0	0	0.0
0315	0	0	0	0	0	0	0	0	0	0	0	0	0	0 -	-	0	0	0.0	0	0.0	0	0.0
0330	0	0	0	0	0	0	0	0	0	0	0	0	0	0 -	-	0	0	0.0	0	0.0	0	0.0
0345	0	0	0	0	0	0	0	0	0	0	0	0	0	0 -	-	0	0	0.0	0	0.0	0	0.0
0400	1	0	1	0	0	0	0	0	0	1	0	0	0	0 -	46.0 -	1	1	100.0	0	0.0	0	0.0
0415	3	0	3	0	0	0	0	0	0	0	0	0	0	0 -	41.4 -	1	1	33.3	0	0.0	0	0.0
0430	0	0	0	0	0	0	0	0	0	0	0	0	0	0 -	-	0	0	0.0	0	0.0	0	0.0
0445	0	0	0	0	0	0	0	0	0	0	0	0	0	0 -	-	0	0	0.0	0	0.0	0	0.0
0500	0	0	0	0	0	0	0	0	0	0	0	0	0	0 -	36.3 -	0	0	0.0	0	0.0	0	0.0
0515	1	0	2	0	0	0	0	0	0	0	0	0	0	0 -	-	0	0	0.0	0	0.0	0	0.0
0530	0	0	0	0	0	0	0	0	0	0	0	0	0	0 -	36.2 -	0	0	0.0	0	0.0	0	0.0
0545	0	0	0	0	0	0	0	0	0	0	0	0	0	0 -	-	0	0	0.0	0	0.0	0	0.0
0600	0	0	0	0	0	0	0	0	0	0	0	0	0	0 -	33.6 -	0	0	0.0	0	0.0	0	0.0
0615	1	0	1	0	0	0	0	0	0	0	0	0	0	0 -	-	0	0	0.0	0	0.0	0	0.0
0630	2	0	2	0	0	0	0	0	0	0	0	0	0	0 -	41.8 -	1	1	20.0	0	0.0	0	0.0
0645	0	0	0	0	0	0	0	0	0	0	0	0	0	0 -	41.6 -	1	1	33.3	0	0.0	0	0.0
0700	0	0	0	0	0	0	0	0	0	0	0	0	0	0 -	41.0 -	1	1	25.0	0	0.0	0	0.0
0715	0	0	0	0	0	0	0	0	0	0	0	0	0	0 -	25.8 -	0	0	0.0	0	0.0	0	0.0
0730	0	0	0	0	0	0	0	0	0	0	0	0	0	0 -	38.1 -	0	0	0.0	0	0.0	0	0.0
0745	4	0	4	0	0	0	0	0	0	0	0	0	0	0 -	34.1 -	1	1	10.0	0	0.0	0	0.0
0800	4	0	4	0	0	0	0	0	0	0	0	0	0	0 -	37.8 -	0	0	0.0	0	0.0	0	0.0
0815	1	0	1	0	0	0	0	0	0	0	0	0	0	0 -	39.4 -	0	0	0.0	0	0.0	0	0.0
0830	3	0	4	0	0	0	0	0	0	0	0	0	0	0 -	35.4 -	0	0	0.0	0	0.0	0	0.0
0845	7	0	7	0	0	0	0	0	0	0	0	0	0	0 -	38.5	0	0	0.0	0	0.0	0	0.0
0900	4	0	4	0	0	0	0	0	0	0	0	0	0	0 -	44.2	1	1	11.1	0	0.0	0	0.0
0915	1	0	1	0	0	0	0	0	0	0	0	0	0	0 -	27.3	0	0	0.0	0	0.0	0	0.0
0930	8	0	8	0	0	0	0	0	0	0	0	0	0	0 -	35.4	1	1	11.1	0	0.0	0	0.0
0945	6	0	6	0	0	0	0	0	0	0	0	0	0	0 -	38.5	0	0	0.0	0	0.0	0	0.0
1000	9	0	9	0	0	0	0	0	0	0	0	0	0	0 -	44.2	3	3	27.3	0	0.0	0	0.0
1015	14	1	14	0	0	0	0	0	0	0	0	0	0	0 -	34.1	1	1	21.9	0	0.0	0	0.0
1030	7	0	7	0	0	0	0	0	0	0	0	0	0	0 -	33.4	1	1	4.8	0	0.0	0	0.0
1045	8	0	8	0	0	0	0	0	0	0	0	0	0	0 -	36.6	4	4	17.4	2	8.7	1	4.3
1100	8	0	7	0	0	0	0	0	0	0	0	0	0	0 -	32.6	3	3	13.0	0	0.0	0	0.0
1115	9	0	6	1	0	0	0	0	0	0	0	0	0	0 -	33.4	2	1	9.1	1	4.5	0	0.0
1130	10	0	10	0	0	0	0	0	0	0	0	0	0	0 -	34.6	4	4	14.8	1	3.7	0	0.0
1145	4	0	4	0	0	0	0	0	0	0	0	0	0	0 -	34.8	4	5	23.8	1	4.8	0	0.0
1200	13	0	10	3	0	0	0	0	0	1	0	0	0	0 -	35.1	6	6	17.1	2	5.7	0	0.0
1215	16	0	7	6	1	1	0	0	0	0	0	0	0	0 -	34.1	7	7	18.0	0	0.0	0	0.0
1230	7	0	5	2	0	0	0	0	0	1	0	0	0	0 -	35.4	6	6	21.4	3	10.7	0	0.0
1245	9	0	4	3	0	0	0	0	0	1	0	0	0	0 -	37.0	5	5	23.8	1	4.8	1	4.8
1300	6	0	3	3	0	0	0	0	0	1	0	0	0	0 -	37.0	9	9	33.3	2	7.4	1	3.7
1315	18	0	2	4	1	1	0	0	0	1	0	0	0	0 -	38.5	10	10	28.6	5	14.3	1	2.9
1330	4	0	3	1	0	0	0	0	0	1	0	0	0	0 -	36.4	5	5	22.7	0	0.0	0	0.0
1345	11	0	5	5	1	1	0	0	0	0	0	0	0	0 -	37.6	11	11	34.4	4	12.5	0	0.0
1400	7	0	4	3	0	0	0	0	0	0	0	0	0	0 -	34.9	4	4	21.1	1	5.3	0	0.0
1415	7	0	3	4	1	1	0	0	0	0	0	0	0	0 -	33.6	4	4	13.8	0	0.0	0	0.0
1430	11	0	7	3	1	1	0	0	0	0	0	0	0	0 -	32.9	4	4	13.8	0	0.0	0	0.0
1445	6	0	2	4	0	0	0	0	0	0	0	0	0	0 -	37.1	7	7	43.8	0	0.0	0	0.0
1500	8	0	8	0	0	0	0	0	0	0	0	0	0	0 -	35.6	4	4	17.4	0	0.0	0	0.0
1515	10	0	10	0	0	0	0	0	0	0	0	0	0	0 -	34.0	3	3	11.1	0	0.0	0	0.0
1530	5	0	5	0	0	0	0	0	0	0	0	0	0	0 -	37.3	4	4	26.7	1	6.7	0	0.0
1545	3	0	3	0	0	0	0	0	0	0	0	0	0	0 -	44.4	0	0	0.0	0	0.0	0	0.0
1600	7	0	7	0	0	0	0	0	0	0	0	0	0	0 -	28.3	1	1	5.3	0	0.0	0	0.0
1615	7	0	5	2	0	0	0	0	0	0	0	0	0	0 -	36.8	2	2	14.3	0	0.0	0	0.0
1630	5	0	3	2	0	0	0	0	0	0	0	0	0	0 -	38.5	5	5	27.8	1	5.6	0	0.0
1645	6	0	3	3	0	0	0	0	0	0	0	0	0	0 -	38.0	7	7	38.9	0	0.0	0	0.0
1700	6	0	5	5	0	0	0	0	0	0	0	0	0	0 -	31.4	4	4	16.7	0	0.0	0	0.0
1715	8	0	4	4	0	0	0	0	0	0	0	0	0	0 -	35.2	3	3	18.8	1	6.3	0	0.0
1730	11	0	4	7	0	0	0	0	0	0	0	0	0	0 -	37.0	4	4	36.4	3	27.3	0	0.0
1745	16	0	13	3	0	0	0	0	0	0	0	0	0	0 -	37.6	3	3	21.4	1	7.1	1	7.1
1800	8	0	6	2	0	0	0	0	0	0	0	0	0	0 -	35.9	6	6	35.3	1	5.9	1	5.9
1815	7	0	5	2	0	0	0	0	0	0	0	0	0	0 -	36.5	3	3	18.8	1	6.3	1	6.3
1830	5	0	4	1	0	0	0	0	0	0	0	0	0	0 -	40.6 -	4	4	40.0	2	20.0	0	0.0
1845	3	0	2	1	0	0	0	0	0	0	0	0	0	0 -	38.1 -	2	2	33.3	0	0.0	0	0.0
1900	7	0	7	0	0	0	0	0	0	0	0	0	0	0 -	37.3	44.7	2	25.0	1	6.3	0	0.0
1915	3	0	2	1	0	0	0	0	0	0	0	0	0	0 -	39.5	44.0	5	38.5	1	7.7	0	0.0
1930	4	0	4	0	0	0	0	0	0	0	0	0	0	0 -	38.0 -		4	40.0	0	0.0	0	0.0
1945	4	0	4	0	0	0	0	0	0	0	0	0	0	0 -	34.9 -		1	10.0	0	0.0	0	0.0
2000	7	0	4	3	0	0	0	0	0	1	0	0	0	0 -	40.4 -	41.3	2	22.2	2	22.2	0	0.0
2015	4	0	4	0	0	0	0	0	0	0	0	0	0	0 -	33.5		2	14.3	1	7.1	0	0.0
2030	9	0	4	4	0	0	0	0	0	0	0	0	0	0 -	36.1 -	46.5	2	22.2	0	0.0	0	0.0
2045	5	0	3	1	0	0	0	0	0	0	0	0	0	0 -	33.3		3	25.0	2	16.7	0	0.0
2100	5	0	5	0	0	0	0	0	0	0	0	0	0	0 -	28.5 -		0	0.0	0	0.0	0	0.0
2115	5	0	5	0	0	0	0	0	0	0	0	0	0	0 -	38.8 -		3	60.0	0	0.0	0	0.0
2130	4	0	4	0	0	0	0	0	1	0	0	0	0	0 -	37.4 -		1	25.0	1	25.0	0	0.0
2145	6	2	4	0	0	0	0	0	1	0	0	0	0	0 -	39.3 -		3	50.0	1	16.7	0	0.0
2200	6	0	6	0	0	0	0	0	0	0	0	0	0	0 -	31.0 -		1	16.7	0	0.0	0	0.0
2215	2	0	2	0	0	0	0	0	0	1	0	0	0	0 -	45.1 -		1	50.0	1	50.0	0	0.0
2230	3	0	3	0	0	0	0	0	0	1	0	0	0	0 -	39.4 -		1	33.3	2	50.0	0	0.0
2245	4	0	4	0	0	0	0	0	0	1	0	0	0	0 -	42.4 -		2	50.0	2	50.0	1	25.0
2300	3	0	3	0	0	0	0	0	0	1	0	0	0	0 -	38.4 -		1	66.7	1	33.3	0	0.0
2315	2	1	1	0	0	0	0	0	0	0	0	0	0	0 -	35.4 -		0	0.0	0	0.0	0	0.0
2330	1	0	1	0	0	0	0	0	1	0	0	0	0	0 -	44.2 -		1	100.0	0	0.0	0	0.0
2345	1	0	0	0	0	0	0	0	0	0	0	0	0	0 -	25.6 -		0	0.0	0	0.0	0	0.0
07-19	113	2	255	292	135	44	19	2	0	0	0	0	0	0	35.5	42.0	200	22.1	54	6.0	10	1.1
06-22	128	2	283	331	157	50	23	4	0	0	0	0	0	0	35.7	42.3	234	22.8	65	6.3	13	1.3
06-00	133	2	286	336	161	52	25	4	0	0	0	0	0	0	35.7	42.4	242	23.1	69	6.6	14	1.3
00-00	134	2	290	348	165	53	27	4	0	0	0	0	0	0	35.8	42.4	249	23.2	72	6.7	14	1.3

DIR 1

PROJECT 35202 Ashford, Kent
SITE 35202-004
LOCATION CHART ROAD
DIRECTION **EASTBOUND →**
PSL 40mph

Mon 01 May
DAY 7

TOTAL	CLASS 1	CLASS 2	CLASS 3	CLASS 4	CLASS 5	CLASS 6
ALL VEHICLES	Mcycles	Cars, taxis, 4WD	LGV	OGV1	OGV2	PSV

TIME	0-10mph	10-15mph	15-20mph	20-25mph	25-30mph	30-35mph	35-40mph	40-45mph	45-50mph	50-60mph	60-70mph	70-80mph	80-90mph	90mph+	AVG SPD	85%ile	PSL SPEEDING	PSL% SPEEDING	ACPO SPEEDING	ACPO% SPEEDING	DfT SPEEDING	DfT% SPEEDING
	0 - 10 mph	10 - 15 mph	15 - 20 mph	20 - 25 mph	25 - 30 mph	30 - 35 mph	35 - 40 mph	40 - 45 mph	45 - 50 mph	50 - 60 mph	60 - 70 mph	70 - 80 mph	80 - 90 mph	90 - 100 mph	AVG SPD	85%ile	> 40mph	% > 40mph	ACPO SPEEDING	ACPO% SPEEDING	DfT SPEEDING	DfT% SPEEDING
0000	0	0	0	0	0	0	0	0	0	0	0	0	0	0	-		0	0.0	0	0.0	0	0.0
0015	0	0	0	0	0	0	0	0	0	0	0	0	0	0	-		0	0.0	0	0.0	0	0.0
0030	0	0	0	0	0	0	0	0	0	0	0	0	0	0	33.7	-	0	0.0	0	0.0	0	0.0
0045	0	0	0	0	0	0	0	0	0	0	0	0	0	0	-		0	0.0	0	0.0	0	0.0
0100	0	0	0	0	0	0	0	0	0	0	0	0	0	0	-		0	0.0	0	0.0	0	0.0
0115	1	0	0	1	0	0	0	0	0	0	0	0	0	0	29.0	-	0	0.0	0	0.0	0	0.0
0130	0	0	0	0	0	0	0	0	0	0	0	0	0	0	-		0	0.0	0	0.0	0	0.0
0145	0	0	0	0	0	0	0	0	0	0	0	0	0	0	-		0	0.0	0	0.0	0	0.0
0200	0	0	0	0	0	0	0	0	0	0	0	0	0	0	-		0	0.0	0	0.0	0	0.0
0215	1	0	0	1	0	0	0	0	0	0	0	0	0	0	-		0	0.0	0	0.0	0	0.0
0230	0	0	0	0	0	0	0	0	0	0	0	0	0	0	33.4	-	0	0.0	0	0.0	0	0.0
0245	0	0	0	0	0	0	0	0	0	0	0	0	0	0	-		0	0.0	0	0.0	0	0.0
0300	0	0	0	0	0	0	0	0	0	0	0	0	0	0	-		0	0.0	0	0.0	0	0.0
0315	1	0	0	1	0	0	0	0	0	0	0	0	0	0	39.6	-	0	0.0	0	0.0	0	0.0
0330	1	0	0	1	0	0	0	0	0	0	0	0	0	1	43.3	-	1	100.0	0	0.0	0	0.0
0345	0	0	0	0	0	0	0	0	0	0	0	0	0	0	-		0	0.0	0	0.0	0	0.0
0400	0	0	0	0	0	0	0	0	0	0	0	0	0	0	-		0	0.0	0	0.0	0	0.0
0415	4	0	0	4	0	0	0	0	0	0	0	0	0	0	38.0	-	1	25.0	0	0.0	0	0.0
0430	0	0	0	0	0	0	0	0	0	0	0	0	0	0	-		0	0.0	0	0.0	0	0.0
0445	0	0	0	0	0	0	0	0	0	0	0	0	0	0	-		0	0.0	0	0.0	0	0.0
0500	0	0	0	0	0	0	0	0	0	0	0	0	0	0	-		0	0.0	0	0.0	0	0.0
0515	1	0	0	1	0	0	0	0	0	0	0	0	0	0	36.8	-	0	0.0	0	0.0	0	0.0
0530	2	0	0	2	0	0	0	0	0	0	0	0	0	0	38.2	-	0	0.0	0	0.0	0	0.0
0545	0	0	0	0	0	0	0	0	0	0	0	0	0	0	-		0	0.0	0	0.0	0	0.0
0600	2	0	0	2	0	0	0	0	0	0	0	0	0	0	47.6	-	1	50.0	1	50.0	1	50.0
0615	3	1	0	2	0	0	0	0	0	0	0	0	0	0	32.4	-	1	33.3	0	0.0	0	0.0
0630	1	0	0	1	0	0	0	0	0	0	0	0	0	0	34.7	-	0	0.0	0	0.0	0	0.0
0645	8	0	0	8	0	0	0	0	0	0	0	0	0	0	36.6	-	1	12.5	1	12.5	0	0.0
0700	2	0	0	2	0	0	0	0	0	0	0	0	0	0	30.7	-	0	0.0	0	0.0	0	0.0
0715	5	1	0	3	0	0	0	0	0	0	0	0	0	0	33.0	-	2	40.0	0	0.0	0	0.0
0730	4	0	0	4	0	0	0	0	0	0	0	0	0	0	34.2	-	0	0.0	0	0.0	0	0.0
0745	8	0	0	5	0	2	0	0	0	0	0	0	0	0	33.3	-	1	12.5	0	0.0	0	0.0
0800	13	1	0	12	0	0	0	0	0	0	0	0	0	0	37.1	46.1	4	30.8	2	15.4	0	0.0
0815	10	0	0	10	0	0	0	0	0	0	0	0	0	0	39.1	-	5	50.0	1	10.0	0	0.0
0830	5	0	0	5	0	0	0	0	0	0	0	0	0	0	35.5	-	1	20.0	0	0.0	0	0.0
0845	8	1	0	7	0	0	0	0	0	0	0	0	0	0	35.1	-	1	12.5	0	0.0	0	0.0
0900	15	0	0	14	0	0	0	0	0	0	0	0	0	0	32.6	38.9	0	0.0	0	0.0	0	0.0
0915	10	0	0	9	0	1	0	0	0	0	0	0	0	0	35.1	40.9	1	10.0	0	0.0	0	0.0
0930	16	0	0	14	0	1	0	0	0	0	0	0	0	0	34.9	40.9	3	18.8	1	6.3	0	0.0
0945	21	1	0	19	0	1	0	0	0	0	0	0	0	0	35.1	40.6	4	19.1	1	4.8	0	0.0
1000	17	1	0	15	0	1	0	0	0	0	0	0	0	0	35.1	43.7	4	23.5	2	11.8	0	0.0
1015	16	1	0	15	0	0	0	0	0	0	0	0	0	0	31.9	38.6	1	6.3	1	6.3	0	0.0
1030	22	0	0	17	4	1	0	0	0	0	0	0	0	0	33.9	39.6	3	13.6	0	0.0	0	0.0
1045	17	0	0	16	0	0	0	0	0	0	0	0	0	0	34.3	39.0	2	11.8	0	0.0	0	0.0
1100	24	0	0	19	2	0	0	0	0	0	0	0	0	0	33.5	38.7	2	9.5	1	4.8	0	0.0
1115	21	0	0	18	1	0	0	0	0	0	0	0	0	0	31.1	37.8	1	4.2	0	0.0	0	0.0
1130	21	1	0	19	1	0	0	0	0	0	0	0	0	0	36.2	42.7	5	23.8	2	9.5	1	4.8
1145	20	0	0	20	0	0	0	0	0	0	0	0	0	0	35.2	41.2	5	25.0	0	0.0	0	0.0
1200	15	0	0	14	0	1	0	0	0	0	0	0	0	0	35.2	41.8	3	20.0	1	6.7	0	0.0
1215	18	1	0	17	0	0	0	0	0	0	0	0	0	0	34.3	40.7	3	16.7	0	0.0	0	0.0
1230	20	1	0	18	1	0	0	0	0	0	0	0	0	0	36.6	39.8	2	10.0	0	0.0	0	0.0
1245	12	0	0	12	0	0	0	0	0	0	0	0	0	0	37.0	41.3	3	25.0	1	8.3	0	0.0
1300	27	0	0	26	1	0	0	0	0	0	0	0	0	0	37.4	45.7	9	33.3	4	14.8	0	0.0
1315	23	0	0	23	0	0	0	0	0	0	0	0	0	0	35.3	38.6	3	13.0	1	4.3	0	0.0
1330	21	0	0	21	0	0	0	0	0	0	0	0	0	0	35.2	41.7	4	19.1	1	4.8	0	0.0
1345	21	1	0	19	0	1	0	0	0	0	0	0	0	0	37.8	42.6	5	33.3	1	6.7	1	6.7
1400	15	1	0	13	1	0	0	0	0	0	0	0	0	0	37.4	46.9	3	18.8	2	12.5	1	6.3
1415	16	0	0	15	1	0	0	0	0	0	0	0	0	0	35.3	45.5	3	21.4	2	14.3	0	0.0
1430	14	1	0	12	1	0	0	0	0	0	0	0	0	0	35.4	41.5	5	25.0	0	0.0	0	0.0
1445	20	1	0	13	5	1	0	0	0	0	0	0	0	0	41.6	54.5	8	53.3	4	26.7	2	13.3
1500	15	0	0	15	0	0	0	0	0	0	0	0	0	0	37.6	40.5	4	20.0	1	5.0	1	5.0
1515	20	0	0	19	1	0	0	0	0	0	0	0	0	0	34.2	44.8	4	28.6	1	7.1	0	0.0
1530	14	1	0	10	3	0	0	0	0	0	0	0	0	0	34.8	40.6	2	12.5	1	6.3	1	6.3
1545	16	0	0	14	2	0	0	0	0	0	0	0	0	0	33.5	40.8	3	17.7	1	5.9	1	5.9
1600	17	1	0	16	0	0	0	0	0	0	0	0	0	0	34.6	42.1	2	18.2	0	0.0	0	0.0
1615	11	0	0	9	2	0	0	0	0	0	0	0	0	0	35.2	41.4	3	20.0	1	6.7	0	0.0
1630	15	0	0	15	0	0	0	0	0	0	0	0	0	0	32.2	-	0	0.0	0	0.0	0	0.0
1645	10	0	0	8	1	0	0	0	0	0	0	0	0	0	36.1	44.4	4	33.3	1	8.3	0	0.0
1700	12	0	0	9	3	0	0	0	0	0	0	0	0	0	38.1	43.4	3	27.3	1	9.1	0	0.0
1715	11	0	0	11	0	0	0	0	0	0	0	0	0	0	37.0	-	2	22.2	0	0.0	0	0.0
1730	9	0	0	8	1	0	0	0	0	0	0	0	0	0	37.5	43.0	7	35.0	1	5.0	0	0.0
1745	20	0	0	18	0	0	0	0	0	0	0	0	0	0	38.1	-	4	40.0	1	10.0	0	0.0
1800	10	0	0	10	0	0	0	0	0	0	0	0	0	0	38.4	46.8	2	16.7	2	16.7	0	0.0
1815	12	0	0	12	0	0	0	0	0	0	0	0	0	0	38.9	45.5	6	37.5	2	12.5	1	6.3
1830	16	1	0	15	0	0	0	0	0	0	0	0	0	0	39.6	45.8	8	44.4	2	11.1	1	5.6
1845	18	0	0	17	1	0	0	0	0	0	0	0	0	0	36.0	46.9	2	18.2	2	18.2	0	0.0
1900	11	0	0	11	0	0	0	0	0	0	0	0	0	0	37.8	49.0	4	30.8	2	15.4	0	0.0
1915	13	0	0	11	1	0	0	0	0	0	0	0	0	0	34.3	-	0	0.0	1	14.3	0	0.0
1930	7	0	0	7	0	0	0	0	0	0	0	0	0	0	39.9	-	3	42.9	1	14.3	0	0.0
1945	7	0	0	7	0	0	0	0	0	0	0	0	0	0	37.4	43.6	2	28.6	1	14.3	0	0.0
2000	19	0	0	18	1	0	0	0	0	0	0	0	0	0	34.7	-	2	20.0	2	20.0	1	10.0
2015	7	1	0	5	1	0	0	0	0	0	0	0	0	0	36.1	-	1	25.0	1	25.0	0	0.0
2030	10	0	0	10	0	0	0	0	0	0	0	0	0	0	40.3	-	3	75.0	0	0.0	0	0.0
2045	4	0	0	3	1	0	0	0	0	0	0	0	0	0	40.2	-	1	50.0	0	0.0	0	0.0
2100	2	0	0	2	0	0	0	0	0	0	0	0	0	0	42.1	-	2	40.0	2	40.0	0	0.0
2115	5	0	0	5	0	0	0	0	0	0	0	0	0	0	38.3	-	3	42.9	0	0.0	0	0.0
2130	7	0	0	6	1	0	0	0	0	0	0	0	0	0	35.2	-	0	0.0	0	0.0	0	0.0
2145	1	0	0	1	0	0	0	0	0	0	0	0	0	0	40.8	-	3	60.0	2	40.0	0	0.0
2200	5	0	0	4	1	0	0	0	0	0	0	0	0	0	37.8	-	1	50.0	1	50.0	0	0.0
2215	2	0	0	2	0	0	0	0	0	0	0	0	0	0	32.7	-	0	0.0	0	0.0	0	0.0
2230	2	0	0	2	0	0	0	0	0	0	0	0	0	0	35.0	-	0	0.0	0	0.0	0	0.0
2245	1	0	0	1	0	0	0	0	0	0	0	0	0	0	-		0	0.0	0	0.0	0	0.0
2300	0	0	0	0	0	0	0	0	0	0	0	0	0	0	34.8	-	0	0.0	0	0.0	0	0.0
2315	3	0	0	3	0	0	0	0	0	0	0	0	0	0	36.4	-	0	0.0	0	0.0	0	0.0
2330	1	0	0	1	0	0	0	0	0	0	0	0	0	0	36.6	-	1	50.0	0	0.0	0	0.0
2345	2	0	0	2	0	0	0	0	0	0	0	0	0	0			0	0.0	0	0.0	0	0.0
07-19	723	19	652	40	9	3	0	0	0	35.7	41.7	156	21.6	46	6.4	10	1.4	79	217	240	105	32
06-22	830	21	751	45	9	4	0	1	1	35.9	42.1	189	22.8	61	7.3	12	1.4	92	243	272	122	41
06-00	846	21	766	46	9	4	0	1	1	35.9	42.1	194	22.9	64	7.6	12	1.4	94	246	277	124	43
00-00	858	21	777	47	9	4	0	1	1	35.9	42.1	196	22.8	64	7.5	12	1.4	95	249	283	126	43

DIR 2

PROJECT 35202 Ashford, Kent
SITE 35202-004
LOCATION CHART ROAD
DIRECTION **WESTBOUND →**
PSL 40mph

Tue 25 Apr

DAY 1

TIME	TOTAL	CLS 1	CLS 2	CLS 3	CLS 4	CLS 5	CLS 6	SPD1 0 10	SPD2 10 15	SPD3 15 20	SPD4 20 25	SPD5 25 30	SPD6 30 35	SPD7 35 40	SPD8 40 45	SPD9 45 50	SPD10 50 60	SPD11 60 70	SPD12 70 80	SPD13 80 90	SPD14 90 100	AVG	85%ile	PSL	PSL%	40	ACPO	ACPO%	DfT	DfT%
0000	1	1	0	0	0	0	0	0	0	0	0	0	0	0	0	0	0	0	0	0	0	24.6	-	0	0.0	0	0.0	0	0.0	0	0.0
0015	1	0	1	0	0	0	0	0	0	0	0	0	0	0	0	0	1	0	0	0	0	50.0	-	1	100.0	1	100.0	0	0.0	0	0.0
0030	0	0	0	0	0	0	0	0	0	0	0	0	0	0	0	0	0	0	0	0	0	-	-	0	0.0	0	0.0	0	0.0	0	0.0
0045	0	0	0	0	0	0	0	0	0	0	0	0	0	0	0	0	0	0	0	0	0	-	-	0	0.0	0	0.0	0	0.0	0	0.0
0100	1	0	1	0	0	0	0	0	0	0	0	0	0	0	0	0	0	0	0	0	0	38.9	-	0	0.0	0	0.0	0	0.0	0	0.0
0115	0	0	0	0	0	0	0	0	0	0	0	0	0	0	0	0	0	0	0	0	0	-	-	0	0.0	0	0.0	0	0.0	0	0.0
0130	0	0	0	0	0	0	0	0	0	0	0	0	0	0	0	0	0	0	0	0	0	-	-	0	0.0	0	0.0	0	0.0	0	0.0
0145	1	0	1	0	0	0	0	0	0	0	0	0	0	0	0	0	0	0	0	0	0	42.2	-	0	100.0	0	0.0	0	0.0	0	0.0
0200	0	0	0	0	0	0	0	0	0	0	0	0	0	0	0	0	0	0	0	0	0	-	-	0	0.0	0	0.0	0	0.0	0	0.0
0215	0	0	0	0	0	0	0	0	0	0	0	0	0	0	0	0	0	0	0	0	0	45.0	-	1	100.0	0	0.0	0	0.0	0	0.0
0230	1	0	1	0	0	0	0	0	0	0	0	0	0	0	0	0	0	0	0	0	0	-	-	0	0.0	0	0.0	0	0.0	0	0.0
0245	0	0	0	0	0	0	0	0	0	0	0	0	0	0	0	0	0	0	0	0	0	-	-	0	0.0	0	0.0	0	0.0	0	0.0
0300	0	0	0	0	0	0	0	0	0	0	0	0	0	0	0	0	0	0	0	0	0	-	-	0	0.0	0	0.0	0	0.0	0	0.0
0315	0	0	0	0	0	0	0	0	0	0	0	0	0	0	0	0	0	0	0	0	0	-	-	0	0.0	0	0.0	0	0.0	0	0.0
0330	1	0	1	0	0	0	0	0	0	0	0	0	0	0	0	0	0	0	0	0	0	35.6	-	0	0.0	0	0.0	0	0.0	0	0.0
0345	0	0	0	0	0	0	0	0	0	0	0	0	0	0	0	0	0	0	0	0	0	-	-	0	0.0	0	0.0	0	0.0	0	0.0
0400	0	0	0	0	0	0	0	0	0	0	0	0	0	0	0	0	0	0	0	0	0	-	-	0	0.0	0	0.0	0	0.0	0	0.0
0415	0	0	0	0	0	0	0	0	0	0	0	0	0	0	0	0	0	0	0	0	0	-	-	0	0.0	0	0.0	0	0.0	0	0.0
0430	0	0	0	0	0	0	0	0	0	0	0	0	0	0	0	0	0	0	0	0	0	-	-	0	0.0	0	0.0	0	0.0	0	0.0
0445	1	0	1	0	0	0	0	0	0	0	0	0	0	0	0	0	1	0	0	0	0	-	-	0	0.0	0	0.0	0	0.0	0	0.0
0500	0	0	0	0	0	0	0	0	0	0	0	0	0	0	0	0	0	0	0	0	0	-	-	0	0.0	0	0.0	0	0.0	0	0.0
0515	1	0	1	0	0	0	0	0	0	0	0	0	0	0	0	0	0	0	0	0	0	40.9	-	1	100.0	0	0.0	0	0.0	0	0.0
0530	2	0	2	0	0	0	0	0	0	0	0	0	0	0	0	0	0	0	0	0	0	37.5	-	0	0.0	0	0.0	0	0.0	0	0.0
0545	5	0	4	1	0	0	0	0	0	0	0	0	0	0	0	0	0	0	0	0	0	36.7	-	1	50.0	0	0.0	0	0.0	0	0.0
0600	5	0	5	0	0	0	0	0	0	0	0	0	0	0	0	0	0	0	0	0	0	35.9	-	0	0.0	0	0.0	0	0.0	0	0.0
0615	5	0	5	0	0	0	0	0	0	0	0	0	0	0	0	0	0	0	0	0	0	-	-	1	20.0	0	0.0	0	0.0	0	0.0
0630	10	1	8	0	1	0	0	0	0	0	0	0	0	0	0	0	0	0	0	0	0	44.1	-	5	100.0	1	20.0	0	0.0	0	0.0
0645	20	0	17	3	0	0	0	0	0	0	0	0	0	0	0	0	1	0	0	0	0	35.2	-	4	40.0	2	10.0	1	5.0	0	0.0
0700	15	1	14	0	0	0	0	0	0	0	0	0	0	0	0	0	0	0	0	0	0	36.7	45.6	6	30.0	2	10.0	1	5.0	0	0.0
0715	36	1	31	4	0	0	0	0	0	0	0	0	0	0	0	0	0	0	0	0	0	32.5	39.0	1	6.7	0	0.0	0	0.0	0	0.0
0730	23	0	15	5	1	1	0	0	0	0	0	0	0	0	0	0	0	0	0	0	0	33.9	39.8	4	11.1	0	0.0	0	0.0	0	0.0
0745	25	0	24	0	1	0	0	0	0	0	0	0	0	0	0	0	0	0	0	0	0	30.9	41.1	4	17.4	1	4.3	0	0.0	0	0.0
0800	42	0	40	1	1	0	0	0	0	0	0	0	0	0	0	0	0	0	0	0	0	24.9	37.0	1	4.0	0	0.0	0	0.0	0	0.0
0815	31	0	24	7	0	0	0	0	0	0	0	0	0	0	0	0	0	0	0	0	0	24.2	33.4	1	2.4	0	0.0	0	0.0	0	0.0
0830	15	0	12	3	0	0	0	0	0	0	0	0	0	0	0	0	0	0	0	0	0	24.9	33.0	3	9.7	0	0.0	0	0.0	0	0.0
0845	15	0	15	0	0	0	0	0	0	0	0	0	0	0	0	0	0	0	0	0	0	29.0	41.2	4	26.7	0	0.0	0	0.0	0	0.0
0900	24	1	16	6	1	0	0	0	0	0	0	0	0	0	0	0	0	0	0	0	0	32.1	41.8	2	13.3	0	0.0	0	0.0	0	0.0
0915	15	1	11	2	1	0	0	0	0	0	0	0	0	0	0	0	0	0	0	0	0	30.2	37.8	2	8.3	1	4.2	0	0.0	0	0.0
0930	16	0	14	1	1	0	0	0	0	0	0	0	0	0	0	0	0	0	0	0	0	29.7	38.5	1	6.7	0	0.0	0	0.0	0	0.0
0945	21	1	13	5	1	1	0	0	0	0	0	0	0	0	0	0	0	0	0	0	0	34.0	45.9	3	18.8	2	12.5	0	0.0	0	0.0
1000	17	0	16	1	0	0	0	0	0	0	0	0	0	0	0	0	0	0	0	0	0	27.3	39.2	3	14.3	0	0.0	0	0.0	0	0.0
1015	14	0	11	2	1	0	0	0	0	0	0	0	0	0	0	0	0	0	0	0	0	28.9	36.4	0	0.0	0	0.0	0	0.0	0	0.0
1030	20	0	15	3	1	1	0	0	0	0	0	0	0	0	0	0	0	0	0	0	0	34.2	38.7	1	7.1	0	0.0	0	0.0	0	0.0
1045	24	1	17	5	2	0	0	0	0	0	0	0	0	0	0	0	0	0	0	0	0	30.3	37.3	1	5.0	0	0.0	0	0.0	0	0.0
1100	18	0	14	4	0	0	0	0	0	0	0	0	0	0	0	0	0	0	0	0	0	31.7	39.8	3	12.5	1	4.2	0	0.0	0	0.0
1115	23	0	18	5	0	0	0	0	0	0	0	0	0	0	0	0	0	0	0	0	0	32.1	43.9	4	22.2	1	5.6	0	0.0	0	0.0
1130	17	0	12	4	1	0	0	0	0	0	0	0	0	0	0	0	0	0	0	0	0	33.1	40.1	2	11.8	0	0.0	0	0.0	0	0.0
1145	19	1	19	3	1	0	0	0	0	0	0	0	0	0	0	0	0	0	0	0	0	32.7	41.9	2	26.3	0	0.0	0	0.0	0	0.0
1200	24	1	25	3	0	0	0	0	0	0	0	0	0	0	0	0	0	0	0	0	0	31.5	37.8	1	4.2	0	0.0	0	0.0	0	0.0
1215	28	0	13	2	0	0	0	0	0	0	0	0	0	0	0	0	0	0	0	0	0	30.4	36.9	1	3.6	0	0.0	0	0.0	0	0.0
1230	15	0	9	2	0	0	0	0	0	0	0	0	0	0	0	0	0	0	0	0	0	31.9	40.9	2	13.3	0	0.0	0	0.0	0	0.0
1245	21	1	18	1	1	0	0	0	0	0	0	0	0	0	0	0	0	0	0	0	0	35.2	40.9	4	19.1	1	4.8	0	0.0	0	0.0
1300	13	1	9	2	0	1	0	0	0	0	0	0	0	0	0	0	0	0	0	0	0	32.5	47.9	5	38.5	2	15.4	0	0.0	0	0.0
1315	14	0	11	3	0	0	0	0	0	0	0	0	0	0	0	0	0	0	0	0	0	32.4	42.3	3	21.4	0	0.0	0	0.0	0	0.0
1330	17	1	14	0	1	0	0	0	0	0	0	0	0	0	0	0	0	0	0	0	0	29.3	40.5	2	11.8	0	0.0	0	0.0	0	0.0
1345	14	0	14	0	0	0	0	0	0	0	0	0	0	0	0	0	0	0	0	0	0	34.8	41.5	6	42.9	0	0.0	0	0.0	0	0.0
1400	19	0	15	4	0	0	0	0	0	0	0	0	0	0	0	0	0	0	0	0	0	35.1	44.3	3	15.8	1	5.3	0	0.0	0	0.0
1415	19	0	15	1	0	0	0	0	0	0	0	0	0	0	0	0	0	0	0	0	0	32.5	43.4	4	21.1	1	5.3	0	0.0	0	0.0
1430	20	1	19	0	0	0	0	0	0	0	0	0	0	0	0	0	0	0	0	0	0	36.8	47.5	7	35.0	3	15.0	0	0.0	0	0.0
1445	36	1	29	4	1	0	0	0	0	0	0	0	0	0	0	0	0	0	0	0	0	34.1	44.8	10	27.8	4	11.1	0	0.0	0	0.0
1500	31	2	21	6	2	0	0	0	0	0	0	0	0	0	0	0	0	0	0	0	0	27.6	39.6	3	9.7	1	3.2	0	0.0	0	0.0
1515	15	1	13	1	0	0	0	0	0	0	0	0	0	0	0	0	0	0	0	0	0	30.1	36.5	1	6.7	0	0.0	0	0.0	0	0.0
1530	33	0	30	3	0	0	0	0	0	0	0	0	0	0	0	0	0	0	0	0	0	26.7	37.2	2	6.1	0	0.0	0	0.0	0	0.0
1545	40	0	35	4	0	0	0	0	0	0	0	0	0	0	0	0	0	0	0	0	0	33.3	39.8	5	12.5	2	5.0	0	0.0	0	0.0
1600	18	0	15	2	1	0	0	0	0	0	0	0	0	0	0	0	0	0	0	0	0	29.9	42.3	5	27.8	2	11.1	0	0.0	0	0.0
1615	24	0	24	0	0	0	0	0	0	0	0	0	0	0	0	0	0	0	0	0	0	31.6	40.1	3	12.5	2	8.3	0	0.0	0	0.0
1630	28	0	25	3	0	0	0	0	0	0	0	0	0	0	0	0	0	0	0	0	0	29.3	38.1	2	7.1	1	3.6	0	0.0	0	0.0
1645	42	1	35	6	0	0	0	0	0	0	0	0	0	0	0	0	0	0	0	0	0	32.0	42.8	10	23.8	2	4.8	0	0.0	0	0.0
1700	36	1	32	3	0	0	0	0	0	0	0	0	0	0	0	0	0	0	0	0	0	24.6	36.7	2	5.6	0	0.0	0	0.0	0	0.0
1715	42	0	38	4	0	0	0	0	0	0	0	0	0	0	0	0	0	0	0	0	0	31.3	38.6	5	11.9	3	7.1	0	0.0	0	0.0
1730	37	1	32	4	0	0	0	0	0	0	0	0	0	0	0	0	0	0	0	0	0	31.1	37.7	1	2.7	1	2.7	0	0.0	0	0.0
1745	34	2	30	2	0	0	0	0	0	0	0	0	0	0	0	0	0	0	0	0	0	26.2	36.6	4	11.8	0	0.0	0	0.0	0	0.0
1800	33	0	30	2	1	0	0	0	0	0	0	0	0	0	0	0	0	0	0	0	0	30.4	38.5	3	9.1	1	3.0	0	0.0	0	0.0
1815	20	0	19	1	0	0	0	0	0	0	0	0	0	0	0	0	0	0	0	0	0	36.2	41.0	4	20.0	1	5.0	0	0.0	0	0.0
1830	21	0	20	1	0	0	0	0	0	0	0	0	0	0	0	0	0	0	0	0	0	29.7	42.3	3	14.3	2	9.5	1	4.8	0	0.0
1845	26	1	26	4	0	0	0	0	0	0	0	0	0	0	0	0	0	0	0	0	0	35.3	41.0	8	25.8	1	3.2	0	0.0	0	0.0
1900	25	0	20	4	1	0	0	0	0	0	0	0	0	0	0	0	0	0	0	0	0	35.3	42.8	4	16.0	0	0.0	0	0.0	0	0.0
1915	18	1	15	2	0	0	0	0	0	0	0	0	0	0	0	0	0	0	0	0	0	31.1	38.3	1	5.6	1	5.6	0	0.0	0	0.0
1930	16	0	13	3	0	0	0	0	0	0	0	0	0	0	0	0	0	0	0	0	0	35.9	42.0	3	18.8	0	0.0	0	0.0	0	0.0
1945	11	2	8	1	0	0	0	0	0	0	0	0	0	0	0	0	0	0	0	0	0	29.4	46.6	4	36.4	2	18.2	0	0.0	0	0.0
2000	14	1	13	0	0	0	0	0	0	0	0	0	0	0	0	0	0	0	0	0	0	29.7	36.4	1	7.1	0	0.0	0	0.0	0	0.0
2015	12	0	10	2	0	0	0	0	0	0	0	0	0	0	0	0	0	0	0	0	0	27.6	41.2	3	25.0	0	0.0	0	0.0	0	0.0
2030	14	1	11	1	0	0	0	0	0	0	0	0	0	0	0	0	0	0	0	0	0	34.7	44.1	5	35.7	1	7.1	0	0.0	0	0.0
2045	10	0	9	1	0	0	0	0	0	0	0	0	0	0	0	0	0	0	0	0	0	40.9	-	3	30.0	2	20.0	0	0.0	0	0.0
2100	8	0	7	1	0	0	0	0	0	0	0	0	0	0	0	0	0	0	0	0	0	38.6	-	2	25.0	1	12.5	0	0.0	0	0.0
2115	8	0	7	1	0	0	0	0	0	0	0	0	0	0	0	0	0	0	0	0	0	32.8	-	1	12.5	0	0.0	0	0.0	0	0.0
2130	9	0	7	1	0	0	0	0	0	0	0	0	0	0	0	0	0	0	0	0	0	38.2	-	3	37.5	0	0.0	0	0.0	0	0.0
2145	9	0	7	1	0	0	0	0	0	0	0	0	0	0	0	0	0	0	0	0	0	39.1	-	4	44.4	2	22.2	0	0.0	0	0.0
2200	4	0	4	0	0	0	0	0	0	0	0	0	0	0	0	0	0	0	0	0	0	36.6	-	1	25.0	1	25.0	0	0.0	0	0.0
2215	6	0	5	1	0	0	0	0	0	0	0	0	0	0	0	0	0	0	0	0	0	36.9	-	2	33.3	0	0.0	0	0.0	0	0.0
2230	2	0	2	0	0	0	0	0	0	0	0	0	0	0	0	0	0	0	0	0	0	30.4	-	1	16.7	0	0.0	0	0.0	0	0.0
2245	6	0	6	0	0	0	0	0	0	0	0	0	0	0	0	0	0	0	0	0	0	37.2	-	1	16.7	0	0.0	0	0.0	0	0.0
2300	1	0	1	0	0	0	0	0	0	0	0	0	0	0	0	0	0	0	0	0	0	45.9	-	1	100.0	0	0.0	0	0.0	0	0.0
2315	7	0	4	3	0	0	0	0	0	0	0	0	0	0	0	0	0	0	0	0	0	31.9	-	0	0.0	0	0.0	0	0.0	0	0.0
2330	0	0	0	0	0	0	0	0	0	0	0	0	0	0	0	0	0	0	0	0	0	-	-	0	0.0	0	0.0	0	0.0	0	0.0
2345	0	0	0	0	0	0	0	0	0	0	0	0	0	0	0	0	0	0	0	0	0	-	-	0	0.0	0	0.0	0	0.0	0	0.0
07-19	1155	22	976	128	16	13	0	16	56	109	131	161	265	257	107	38	15	0	0	0	0	30.8	39.7	160	13.9	42	3.6	2	0.2
06-22	1343	28	1135	148	19	13	0	17	64	114	141	183	311	304	133	56	19	1	0	0	0	31.3	40.3	209	15.6	56	4.2	5	0.4
06-00	1369	28	1157	152	19	13	0	17	64	114	142	186	321	311	135	59	19	1	0	0	0	31.4	40.3	214	15.6	58	4.2	5	0.4
00-00	1384	28	1168	156	19	13	0	17	64	114	143	187	323	316	140	59	20	1	0	0	0	31.5	40.4	220	15.9	59	4.3	5	0.4

ALL VEHICLES	TOTAL
Mcycles	CLASS 1
Cars, taxis, 4WD	CLASS 2
LGV	CLASS 3
OGV1	CLASS 4
OGV2	CLASS 5
PSV	CLASS 6
	TIME
0 - 10 mph	0-10mph
10 - 15 mph	10-15mph
15 - 20 mph	15-20mph
20 - 25 mph	20-25mph
25 - 30 mph	25-30mph
30 - 35 mph	30-35mph
35 - 40 mph	35-40mph
40 - 45 mph	40-45mph
45 - 50 mph	45-50mph
50 - 60 mph	50-60mph
60 - 70 mph	60-70mph
70 - 80 mph	70-80mph
80 - 90 mph	80-90mph
90 - 100 mph	90mph+
AVG SPD	AVG SPD
85%ile	85%ile
> 40mph	PSL SPEEDING
% > 40mph	PSL% SPEEDING
	ACPO SPEEDING
	ACPO% SPEEDING
	DfT SPEEDING
	DfT% SPEEDING

DIR 2

PROJECT 35202 Ashford, Kent
SITE 35202-004
LOCATION CHART ROAD
DIRECTION **WESTBOUND ←**
PSL 40mph

Wed 26 Apr

DAY 2

Time [--	ALL VEHICLES Total	Mcycles Cls 1	Cars, taxis, 4WD Cls 2	LGV Cls 3	OGV1 Cls 4	OGV2 Cls 5	PSV Cls 6	Fix1	0 - 10 mph Vbin 0 10	10 - 15 mph Vbin 10 15	15 - 20 mph Vbin 15 20	20 - 25 mph Vbin 20 25	25 - 30 mph Vbin 25 30	30 - 35 mph Vbin 30 35	35 - 40 mph Vbin 35 40	40 - 45 mph Vbin 40 45	45 - 50 mph Vbin 45 50	50 - 60 mph Vbin 50 60	60 - 70 mph Vbin 60 70	70 - 80 mph Vbin 70 80	80 - 90 mph Vbin 80 90	90 - 100 mph Vbin 90 100	AVG SPD Mean	85%ile Vpp 85	> 40mph]PSL 40	% > 40mph]PSL% 40	]SL1 46 ACPO	]SL1% 46 ACPO	]SL2 55 DFT	]SL2% 55 DFT
0000	0	0	0	0	0	0	0		0	0	0	0	0	0	0	0	0	0	0	0	0	0	-	-	0	0.0	0	0.0	0	0.0
0015	2	0	2	0	0	0	0		0	0	0	0	0	0	0	1	1	0	0	0	0	0	46.4	-	2	100.0	1	50.0	0	0.0
0030	0	0	0	0	0	0	0		0	0	0	0	0	0	0	0	0	0	0	0	0	0	-	-	0	0.0	0	0.0	0	0.0
0045	1	0	1	0	0	0	0		0	0	0	0	0	0	0	1	0	0	0	0	0	0	40.1	-	1	100.0	0	0.0	0	0.0
0100	0	0	0	0	0	0	0		0	0	0	0	0	0	0	0	0	0	0	0	0	0	-	-	0	0.0	0	0.0	0	0.0
0115	0	0	0	0	0	0	0		0	0	0	0	0	0	0	0	0	0	0	0	0	0	-	-	0	0.0	0	0.0	0	0.0
0130	0	0	0	0	0	0	0		0	0	0	0	0	0	0	0	0	0	0	0	0	0	-	-	0	0.0	0	0.0	0	0.0
0145	0	0	0	0	0	0	0		0	0	0	0	0	0	0	0	0	0	0	0	0	0	-	-	0	0.0	0	0.0	0	0.0
0200	1	0	0	1	0	0	0		0	0	0	0	0	0	1	0	0	0	0	0	0	0	37.0	-	0	0.0	0	0.0	0	0.0
0215	0	0	0	0	0	0	0		0	0	0	0	0	0	0	0	0	0	0	0	0	0	-	-	0	0.0	0	0.0	0	0.0
0230	0	0	0	0	0	0	0		0	0	0	0	0	0	0	0	0	0	0	0	0	0	-	-	0	0.0	0	0.0	0	0.0
0245	0	0	0	0	0	0	0		0	0	0	0	0	0	0	0	0	0	0	0	0	0	-	-	0	0.0	0	0.0	0	0.0
0300	0	0	0	0	0	0	0		0	0	0	0	0	0	0	0	0	0	0	0	0	0	-	-	0	0.0	0	0.0	0	0.0
0315	1	0	1	0	0	0	0		0	0	0	0	0	0	1	0	0	0	0	0	0	0	36.5	-	0	0.0	0	0.0	0	0.0
0330	0	0	0	0	0	0	0		0	0	0	0	0	0	0	0	0	0	0	0	0	0	-	-	0	0.0	0	0.0	0	0.0
0345	1	0	1	0	0	0	0		0	0	0	0	1	0	0	0	0	0	0	0	0	0	29.0	-	0	0.0	0	0.0	0	0.0
0400	1	0	1	0	0	0	0		0	0	0	0	0	0	0	0	0	1	0	0	0	0	52.5	-	1	100.0	1	100.0	0	0.0
0415	0	0	0	0	0	0	0		0	0	0	0	0	0	0	0	0	0	0	0	0	0	-	-	0	0.0	0	0.0	0	0.0
0430	0	0	0	0	0	0	0		0	0	0	0	0	0	0	0	0	0	0	0	0	0	-	-	0	0.0	0	0.0	0	0.0
0445	1	0	0	0	1	0	0		0	0	0	0	0	0	0	1	0	0	0	0	0	0	41.8	-	1	100.0	0	0.0	0	0.0
0500	1	0	1	0	0	0	0		0	0	0	0	0	0	0	1	0	0	0	0	0	0	40.5	-	1	100.0	0	0.0	0	0.0
0515	0	0	0	0	0	0	0		0	0	0	0	0	0	0	0	0	0	0	0	0	0	-	-	0	0.0	0	0.0	0	0.0
0530	2	0	2	0	0	0	0		0	0	0	1	0	0	1	0	0	0	0	0	0	0	29.9	-	0	0.0	0	0.0	0	0.0
0545	2	0	2	0	0	0	0		0	0	0	0	0	1	0	1	0	0	0	0	0	0	37.8	-	1	50.0	0	0.0	0	0.0
0600	6	0	5	1	0	0	0		0	0	0	0	0	0	2	2	1	1	0	0	0	0	43.0	-	4	66.7	1	16.7	0	0.0
0615	3	0	2	1	0	0	0		0	0	0	0	0	0	1	2	0	0	0	0	0	0	40.1	-	2	66.7	0	0.0	0	0.0
0630	8	0	5	1	1	1	0		0	0	1	1	1	1	2	0	2	0	0	0	0	0	34.2	-	2	25.0	2	25.0	0	0.0
0645	13	0	11	1	0	1	0		0	0	0	1	2	2	7	1	0	0	0	0	0	0	34.9	39.9	1	7.7	0	0.0	0	0.0
0700	16	1	13	2	0	0	0		0	0	0	1	0	6	4	3	1	1	0	0	0	0	37.0	45.0	5	31.3	1	6.3	1	6.3
0715	29	0	25	4	0	0	0		0	1	3	1	0	8	11	3	1	0	1	0	0	0	34.6	42.3	5	17.2	1	3.4	1	3.4
0730	32	1	26	4	1	0	0		0	1	5	1	4	10	8	3	0	0	0	0	0	0	30.8	39.9	3	9.4	0	0.0	0	0.0
0745	35	0	28	5	2	0	0		0	2	8	2	7	5	6	5	0	0	0	0	0	0	28.9	40.0	5	14.3	0	0.0	0	0.0
0800	33	0	29	3	1	0	0		1	2	5	3	5	8	5	4	0	0	0	0	0	0	28.7	37.2	4	12.1	0	0.0	0	0.0
0815	33	0	29	3	1	0	0		0	2	10	3	4	5	6	2	1	0	0	0	0	0	27.3	38.1	3	9.1	1	3.0	0	0.0
0830	23	0	22	1	0	0	0		0	1	6	2	8	3	2	0	1	0	0	0	0	0	26.3	35.5	1	4.3	0	0.0	0	0.0
0845	15	0	13	2	0	0	0		0	2	3	2	1	2	5	0	0	0	0	0	0	0	26.5	36.7	0	0.0	0	0.0	0	0.0
0900	12	0	11	1	0	0	0		0	1	0	1	0	1	3	5	0	1	0	0	0	0	36.8	44.6	6	50.0	1	8.3	0	0.0
0915	18	0	15	2	1	0	0		0	0	1	0	1	4	8	2	2	0	0	0	0	0	36.7	44.3	4	22.2	2	11.1	0	0.0
0930	16	1	13	2	0	0	0		0	0	2	1	0	4	6	2	1	0	0	0	0	0	34.0	40.3	3	18.8	1	6.3	0	0.0
0945	17	2	13	1	1	0	0		0	2	1	1	1	6	2	4	0	0	0	0	0	0	31.5	41.7	4	23.5	0	0.0	0	0.0
1000	17	0	13	4	0	0	0		1	1	0	1	3	3	4	4	0	0	0	0	0	0	31.8	42.1	4	23.5	0	0.0	0	0.0
1015	17	0	12	4	1	0	0		0	1	0	0	2	7	3	3	0	1	0	0	0	0	34.7	41.3	4	23.5	1	5.9	1	5.9
1030	12	0	8	4	0	0	0		0	0	1	2	1	4	4	0	0	0	0	0	0	0	30.7	37.6	0	0.0	0	0.0	0	0.0
1045	13	0	12	0	0	0	1		0	0	0	0	2	8	1	1	1	0	0	0	0	0	34.9	41.5	2	15.4	1	7.7	0	0.0
1100	20	0	20	0	0	0	0		0	1	0	2	4	6	4	3	0	0	0	0	0	0	32.2	40.4	3	15.0	0	0.0	0	0.0
1115	16	0	13	2	1	0	0		0	0	1	2	3	1	4	5	0	0	0	0	0	0	33.3	41.5	5	31.3	0	0.0	0	0.0
1130	21	0	19	2	0	0	0		1	0	0	1	4	5	6	2	1	1	0	0	0	0	34.1	40.3	4	19.1	1	4.8	1	4.8
1145	17	0	15	2	0	0	0		0	1	2	2	3	6	1	1	1	0	0	0	0	0	29.1	38.1	2	11.8	1	5.9	0	0.0
1200	17	1	14	2	0	0	0		0	1	1	2	4	7	1	1	0	0	0	0	0	0	29.5	35.3	1	5.9	0	0.0	0	0.0
1215	21	0	19	2	0	0	0		0	1	2	0	4	4	4	1	4	1	0	0	0	0	34.1	46.6	6	28.6	3	14.3	0	0.0
1230	18	1	16	1	0	0	0		0	1	1	1	3	5	3	4	0	0	0	0	0	0	31.8	41.4	4	22.2	0	0.0	0	0.0
1245	17	0	14	1	1	0	1		0	2	1	1	2	1	6	2	2	0	0	0	0	0	32.5	42.8	4	23.5	2	11.8	0	0.0
1300	26	0	22	4	0	0	0		0	0	1	0	3	8	6	5	2	1	0	0	0	0	36.4	44.2	8	30.8	3	11.5	0	0.0
1315	16	0	15	1	0	0	0		0	0	0	1	4	8	2	0	1	0	0	0	0	0	31.9	36.5	1	6.3	0	0.0	0	0.0
1330	23	1	18	4	0	0	0		0	4	1	1	1	7	7	1	0	1	0	0	0	0	30.6	38.4	2	8.7	1	4.3	0	0.0
1345	23	0	14	7	2	0	0		0	1	0	1	3	10	2	5	1	0	0	0	0	0	33.9	42.0	6	26.1	1	4.3	0	0.0
1400	25	0	25	0	0	0	0		0	0	3	0	2	6	7	6	1	0	0	0	0	0	34.9	43.9	7	28.0	1	4.0	0	0.0
1415	10	0	8	2	0	0	0		0	1	0	0	1	2	1	2	3	0	0	0	0	0	36.9	-	5	50.0	2	20.0	0	0.0
1430	27	1	24	0	1	1	0		1	1	0	3	5	4	2	6	4	1	0	0	0	0	34.6	45.7	11	40.7	3	11.1	0	0.0
1445	30	2	24	4	0	0	0		0	2	5	2	6	7	5	1	2	0	0	0	0	0	29.4	37.9	3	10.0	2	6.7	0	0.0
1500	13	0	12	1	0	0	0		0	0	1	2	3	1	3	2	0	1	0	0	0	0	32.6	42.7	3	23.1	1	7.7	0	0.0
1515	26	1	23	2	0	0	0		0	1	4	3	2	6	6	4	0	0	0	0	0	0	30.4	40.3	4	15.4	0	0.0	0	0.0
1530	35	1	26	8	0	0	0		0	4	9	9	3	6	3	1	0	0	0	0	0	0	24.3	33.7	1	2.9	0	0.0	0	0.0
1545	41	0	34	5	2	0	0		0	1	4	2	6	10	9	7	1	1	0	0	0	0	33.5	42.5	9	22.0	2	4.9	1	2.4
1600	26	0	23	3	0	0	0		0	2	4	4	2	2	9	3	0	0	0	0	0	0	30.4	39.6	3	11.5	0	0.0	0	0.0
1615	18	3	12	3	0	0	0		0	1	2	1	5	2	3	3	0	1	0	0	0	0	30.7	42.9	4	22.2	1	5.6	0	0.0
1630	27	0	25	2	0	0	0		0	1	4	4	5	3	7	3	0	0	0	0	0	0	29.8	39.0	3	11.1	0	0.0	0	0.0
1645	45	0	42	3	0	0	0		2	2	10	8	4	4	7	7	1	0	0	0	0	0	27.4	41.0	8	17.8	0	0.0	0	0.0
1700	30	1	26	2	0	0	1		0	2	4	6	6	5	4	2	0	0	1	0	0	0	28.4	39.9	3	10.0	1	3.3	1	3.3
1715	34	1	28	5	0	0	0		0	1	6	3	5	4	5	8	1	1	0	0	0	0	31.8	42.3	10	29.4	2	5.9	0	0.0
1730	33	1	29	2	1	0	0		0	2	5	3	3	8	4	4	4	0	0	0	0	0	31.5	43.7	8	24.2	2	6.1	0	0.0
1745	46	1	40	4	1	0	0		0	4	5	10	10	8	4	3	2	0	0	0	0	0	27.5	37.0	5	10.9	2	4.3	0	0.0
1800	27	1	25	1	0	0	0		0	0	2	5	5	9	5	0	0	0	1	0	0	0	30.5	37.0	1	3.7	1	3.7	1	3.7
1815	24	0	21	2	1	0	0		0	3	5	1	3	4	3	5	0	0	0	0	0	0	28.9	42.5	5	20.8	0	0.0	0	0.0
1830	25	0	23	2	0	0	0		0	0	0	2	6	7	6	4	0	0	0	0	0	0	32.9	41.3	4	16.0	0	0.0	0	0.0
1845	32	3	26	3	0	0	0		0	3	3	6	6	7	5	2	0	0	0	0	0	0	28.0	38.3	2	6.3	0	0.0	0	0.0
1900	38	0	35	2	0	1	0		3	8	7	4	9	4	1	1	0	1	0	0	0	0	22.4	33.0	2	5.3	1	2.6	1	2.6
1915	13	1	8	2	1	0	1		0	0	2	0	2	5	2	1	0	1	0	0	0	0	32.2	41.2	2	15.4	1	7.7	0	0.0
1930	19	0	17	2	0	0	0		0	0	0	1	5	4	5	2	2	0	0	0	0	0	34.6	44.3	4	21.1	0	0.0	0	0.0
1945	15	1	13	1	0	0	0		0	2	1	1	0	4	4	1	0	2	0	0	0	0	32.8	47.0	3	20.0	2	13.3	0	0.0
2000	19	1	18	0	0	0	0		0	1	0	2	2	2	6	4	1	1	0	0	0	0	35.0	43.4	6	31.6	2	10.5	0	0.0
2015	13	0	11	1	1	0	0		0	0	0	1	5	4	1	2	0	0	0	0	0	0	31.4	40.1	2	15.4	0	0.0	0	0.0
2030	7	0	7	0	0	0	0		1	0	1	0	2	2	1	0	0	0	0	0	0	0	27.0	-	0	0.0	0	0.0	0	0.0
2045	10	0	10	0	0	0	0		0	0	0	0	4	4	1	1	0	0	0	0	0	0	32.3	-	1	10.0	0	0.0	0	0.0
2100	10	0	8	1	1	0	0		0	0	1	2	1	1	1	1	2	1	0	0	0	0	34.7	-	4	40.0	2	20.0	0	0.0
2115	3	0	3	0	0	0	0		0	0	0	0	0	1	2	0	0	0	0	0	0	0	34.5	-	0	0.0	0	0.0	0	0.0
2130	8	0	7	1	0	0	0		0	0	0	0	3	4	0	1	0	0	0	0	0	0	32.8	-	1	12.5	0	0.0	0	0.0
2145	5	1	4	0	0	0	0		0	1	0	0	0	1	2	1	0	0	0	0	0	0	32.5	-	1	20.0	0	0.0	0	0.0
2200	6	0	4	2	0	0	0		0	0	0	0	0	2	1	1	2	0	0	0	0	0	39.5	-	3	50.0	1	16.7	0	0.0
2215	3	0	3	0	0	0	0		0	0	0	0	0	0	2	0	1	0	0	0	0	0	40.1	-	1	33.3	1	33.3	0	0.0
2230	2	0	1	1	0	0	0		0	0	0	0	0	1	0	0	1	0	0	0	0	0	39.5	-	1	50.0	1	50.0	0	0.0
2245	0	0	0	0	0	0	0		0	0	0	0	0	0	0	0	0	0	0	0	0	0	-	-	0	0.0	0	0.0	0	0.0
2300	6	0	6	0	0	0	0		0	0	0	0	2	2	1	1	0	0	0	0	0	0	33.8	-	1	16.7	0	0.0	0	0.0
2315	1	0	1	0	0	0	0		0	0	0	0	0	0	0	1	0	0	0	0	0	0	41.7	-	1	100.0	0	0.0	0	0.0
2330	3	0	3	0	0	0	0		0	0	0	0	1	0	1	1	0	0	0	0	0	0	36.3	-	1	33.3	0	0.0	0	0.0
2345	2	0	2	0	0	0	0		0	0	0	0	0	0	1	1	0	0	0	0	0	0	39.8	-	1	50.0	0	0.0	0	0.0
07-19	1147	24	977	124	18	1	3		6	59	131	109	165	257	222	144	39	12	3	0	0	0	31.0	40.7	198	17.3	41	3.6	7	0.6
06-22	1337	28	1141	138	22	4	4		10	71	144	122	201	296	260	164	47	19	3	0	0	0	31.1	40.8	233	17.4	52	3.9	8	0.6
06-00	1360	28	1161	141	22	4	4		10	71	144	122	204	301	266	169	51	19	3	0	0	0	31.2	40.9	242	17.8	55	4.0	8	0.6
00-00	1373	28	1172	142	23	4	4		10	71	144	123	205	302	269	174	52	20	3	0	0	0	31.3	40.9	249	18.1	57	4.2	8	0.6

DIR 2

PROJECT 35202 Ashford, Kent
SITE 35202-004
LOCATION CHART ROAD
DIRECTION **WESTBOUND →**
PSL 40mph

Thu 27 Apr
DAY 3

	Total	Cls 1	Cls 2	Cls 3	Cls 4	Cls 5	Cls 6	Fxd 1	Time
ALL VEHICLES									
Mcycles									
Cars, taxis, 4WD									
LGV									
OGV1									
OGV2									
PSV									
0 - 10 mph									
10 - 15 mph									
15 - 20 mph									
20 - 25 mph									
25 - 30 mph									
30 - 35 mph									
35 - 40 mph									
40 - 45 mph									
45 - 50 mph									
50 - 60 mph									
60 - 70 mph									
70 - 80 mph									
80 - 90 mph									
90 - 100 mph									
AVG SPD									
85%ile									
> 40mph									
% > 40mph									
TOTAL									
CLASS 1									
CLASS 2									
CLASS 3									
CLASS 4									
CLASS 5									
CLASS 6									
TIME									
0-10mph									
10-15mph									
15-20mph									
20-25mph									
25-30mph									
30-35mph									
35-40mph									
40-45mph									
45-50mph									
50-60mph									
60-70mph									
70-80mph									
80-90mph									
90mph+									
AVG SPD									
85%ile									
PSL SPEEDING									
PSL% SPEEDING									
ACPO SPEEDING									
ACPO% SPEEDING									
DfT SPEEDING									
DfT% SPEEDING									

Time	Vbin 0	Vbin 10	Vbin 15	Vbin 20	Vbin 25	Vbin 30	Vbin 35	Vbin 40	Vbin 45	Vbin 50	Vbin 60	Vbin 70	Vbin 80	Vbin 90	Mean	V85	JPSL 40	JPSL% 40	PSL1 46	PSL1% 46	PSL2 55	PSL2% 55
0000	0	0	0	1	1	1	0	0	0	0	0	0	0	0	29.0 -		0	0.0	0	0.0	0	0.0
0015	0	0	0	0	0	0	0	0	0	0	0	0	0	0	-		0	0.0	0	0.0	0	0.0
0030	0	0	0	0	0	0	0	0	0	0	0	0	0	0	-		0	0.0	0	0.0	0	0.0
0045	0	0	0	0	0	0	0	0	0	0	0	0	0	0	-		0	0.0	0	0.0	0	0.0
0100	0	0	0	0	0	0	0	0	0	0	0	0	0	0	-		0	0.0	0	0.0	0	0.0
0115	0	0	0	0	0	0	0	0	0	0	0	0	0	0	-		0	0.0	0	0.0	0	0.0
0130	0	0	0	0	0	0	0	0	0	0	0	0	0	0	-		0	0.0	0	0.0	0	0.0
0145	0	0	0	0	0	0	0	0	0	0	0	0	0	0	-		0	0.0	0	0.0	0	0.0
0200	0	0	0	0	0	0	0	0	0	0	0	0	0	0	-		0	0.0	0	0.0	0	0.0
0215	0	0	0	0	0	0	0	0	0	0	0	0	0	0	-	36.8 -	0	0.0	0	0.0	0	0.0
0230	0	0	0	1	1	1	0	0	0	0	0	0	0	0	-		0	0.0	0	0.0	0	0.0
0245	0	0	0	0	0	0	0	0	0	0	0	0	0	0	-	39.6 -	0	0.0	0	0.0	0	0.0
0300	0	0	0	0	0	0	0	0	0	0	0	0	0	0	-		0	0.0	0	0.0	0	0.0
0315	0	0	0	2	2	1	0	0	0	0	0	0	0	0	-	32.6 -	0	0.0	0	0.0	0	0.0
0330	0	0	0	0	0	0	0	0	0	0	0	0	0	0	-		0	0.0	0	0.0	0	0.0
0345	0	0	0	0	0	0	0	0	0	0	0	0	0	0	-		0	0.0	0	0.0	0	0.0
0400	0	0	0	2	2	2	0	0	0	0	0	0	0	0	-	31.3 -	0	0.0	0	0.0	0	0.0
0415	0	0	0	0	0	0	0	0	0	0	0	0	0	0	-		0	0.0	0	0.0	0	0.0
0430	0	0	0	0	0	0	0	0	0	0	0	0	0	0	-		0	0.0	0	0.0	0	0.0
0445	0	0	0	1	1	1	0	0	0	0	0	0	0	0	-		0	0.0	0	0.0	0	0.0
0500	0	0	0	0	0	0	0	0	0	0	0	0	0	0	-		0	0.0	0	0.0	0	0.0
0515	0	0	0	1	1	1	0	0	0	0	0	0	0	0	-	34.6 -	0	0.0	0	0.0	0	0.0
0530	0	0	0	3	3	1	0	0	0	0	0	0	0	0	-	33.4 -	0	0.0	0	0.0	0	0.0
0545	0	0	0	1	1	1	0	0	0	0	0	0	0	0	-	40.3 -	0	0.0	0	0.0	0	0.0
0600	0	0	0	0	0	0	0	0	0	0	0	0	0	0	-	36.0 -	0	0.0	0	0.0	0	0.0
0615	0	0	0	3	3	1	0	0	0	0	0	0	0	0	-	42.3 -	0	0.0	0	0.0	0	0.0
0630	0	0	0	3	3	1	0	0	0	0	0	0	0	0	-	37.3	0	0.0	0	0.0	0	0.0
0645	0	0	0	9	8	2	0	0	0	0	0	0	0	0	-	50.8	0	0.0	0	0.0	0	0.0
0700	0	0	0	13	12	2	0	0	0	0	0	0	0	0	-	40.0	0	0.0	0	0.0	0	0.0
0715	0	0	0	21	21	5	1	0	0	0	0	0	0	0	-	41.4	0	0.0	0	0.0	0	0.0
0730	0	0	0	23	23	1	1	0	0	0	0	0	0	0	-	41.9	0	0.0	0	0.0	0	0.0
0745	0	0	0	35	35	5	2	0	0	0	0	0	0	0	-	39.9	0	0.0	0	0.0	0	0.0
0800	0	0	0	22	22	1	1	0	0	0	0	0	0	0	-	34.0	0	0.0	0	0.0	0	0.0
0815	0	0	0	24	24	1	2	0	0	0	0	0	0	0	-	35.8	0	0.0	0	0.0	0	0.0
0830	0	0	1	18	18	3	0	0	0	0	0	0	0	0	-	41.7	0	0.0	0	0.0	0	0.0
0845	0	0	1	28	28	1	0	0	0	0	0	0	0	0	-	42.9	0	0.0	0	0.0	0	0.0
0900	0	0	0	14	14	2	0	0	0	0	0	0	0	0	-	41.3	0	0.0	0	0.0	0	0.0
0915	0	0	0	27	27	2	0	0	0	0	0	0	0	0	-	40.0	0	0.0	0	0.0	0	0.0
0930	0	0	0	19	19	4	0	0	0	0	0	0	0	0	-	40.5	0	0.0	0	0.0	0	0.0
0945	0	0	1	21	21	2	1	0	0	0	0	0	0	0	-	38.8	0	0.0	0	0.0	0	0.0
1000	0	0	1	13	12	2	0	0	0	0	0	0	0	0	-	38.3	0	0.0	0	0.0	0	0.0
1015	0	0	0	18	18	3	1	0	0	0	0	0	0	0	-	45.7	0	0.0	0	0.0	0	0.0
1030	0	0	1	14	14	2	1	0	0	0	0	0	0	0	-	42.4	0	0.0	0	0.0	0	0.0
1045	0	0	1	11	11	1	3	0	0	0	0	0	0	0	-	44.6	0	0.0	0	0.0	0	0.0
1100	0	0	0	20	20	2	1	0	0	0	0	0	0	0	-	41.2	0	0.0	0	0.0	0	0.0
1115	0	0	0	11	11	7	1	0	0	0	0	0	0	0	-	36.1	0	0.0	0	0.0	0	0.0
1130	0	0	2	22	22	1	1	0	0	0	0	0	0	0	-	42.0	0	0.0	0	0.0	0	0.0
1145	0	0	0	19	19	4	0	0	0	0	0	0	0	0	-	38.9	0	0.0	0	0.0	0	0.0
1200	0	0	0	19	19	0	1	0	0	0	0	0	0	0	-	36.8	0	0.0	0	0.0	0	0.0
1215	0	0	1	22	22	2	0	0	0	0	0	0	0	0	-	39.3	0	0.0	0	0.0	0	0.0
1230	0	0	1	15	15	2	0	0	0	0	0	0	0	0	-	51.0	0	0.0	0	0.0	0	0.0
1245	0	0	4	19	19	6	1	0	0	0	0	0	0	0	-	41.5	0	0.0	0	0.0	0	0.0
1300	0	0	0	18	18	2	1	0	0	0	0	0	0	0	-	36.4	0	0.0	0	0.0	0	0.0
1315	0	0	0	14	14	4	0	0	0	0	0	0	0	0	-	34.8	0	0.0	0	0.0	0	0.0
1330	0	0	1	17	17	3	1	0	0	0	0	0	0	0	-	39.2	0	0.0	0	0.0	0	0.0
1345	0	0	0	14	14	0	0	0	0	0	0	0	0	0	-	44.1	0	0.0	0	0.0	0	0.0
1400	0	0	0	17	17	4	0	0	0	0	0	0	0	0	-	41.1	0	0.0	0	0.0	0	0.0
1415	0	0	2	17	17	4	0	0	0	0	0	0	0	0	-	41.9	0	0.0	0	0.0	0	0.0
1430	0	0	0	25	25	3	0	0	0	0	0	0	0	0	-	38.2	0	0.0	0	0.0	0	0.0
1445	0	0	0	27	27	1	0	0	0	0	0	0	0	0	-	40.1	0	0.0	0	0.0	0	0.0
1500	0	0	0	24	24	2	0	0	0	0	0	0	0	0	-	41.6	0	0.0	0	0.0	0	0.0
1515	0	0	0	28	28	4	1	0	0	0	0	0	0	0	-	34.8	0	0.0	0	0.0	0	0.0
1530	0	0	0	31	31	2	0	0	0	0	0	0	0	0	-	40.2	0	0.0	0	0.0	0	0.0
1545	0	0	0	32	32	5	1	0	0	0	0	0	0	0	-	40.7	0	0.0	0	0.0	0	0.0
1600	0	0	1	22	22	1	2	0	0	0	0	0	0	0	-	37.7	0	0.0	0	0.0	0	0.0
1615	0	0	1	27	27	3	0	0	0	0	0	0	0	0	-	37.2	0	0.0	0	0.0	0	0.0
1630	0	0	0	26	26	2	0	0	0	0	0	0	0	0	-	32.0	0	0.0	0	0.0	0	0.0
1645	0	0	0	38	38	3	0	0	0	0	0	0	0	0	-	37.9	0	0.0	0	0.0	0	0.0
1700	0	0	1	28	28	6	1	0	0	0	0	0	0	0	-	42.2	0	0.0	0	0.0	0	0.0
1715	0	0	0	30	30	7	0	0	0	0	0	0	0	0	-	38.9	0	0.0	0	0.0	0	0.0
1730	0	0	0	28	28	5	0	0	0	0	0	0	0	0	-	36.8	0	0.0	0	0.0	0	0.0
1745	0	0	1	37	37	1	0	0	0	0	0	0	0	0	-	33.5	0	0.0	0	0.0	0	0.0
1800	0	0	0	20	20	3	0	0	0	0	0	0	0	0	-	40.6	0	0.0	0	0.0	0	0.0
1815	0	0	0	28	28	2	0	0	0	0	0	0	0	0	-	47.4	0	0.0	0	0.0	0	0.0
1830	0	0	1	19	19	1	0	0	0	0	0	0	0	0	-	43.0	0	0.0	0	0.0	0	0.0
1845	0	0	1	11	11	0	1	0	0	0	0	0	0	0	-	35.7	0	0.0	0	0.0	0	0.0
1900	0	0	0	17	17	0	0	0	0	0	0	0	0	0	-	36.8	0	0.0	0	0.0	0	0.0
1915	0	0	0	25	25	1	0	0	0	0	0	0	0	0	-	38.1	0	0.0	0	0.0	0	0.0
1930	0	0	1	24	24	1	0	0	0	0	0	0	0	0	-	39.8	0	0.0	0	0.0	0	0.0
1945	0	0	0	12	12	1	0	0	0	0	0	0	0	0	-	40.2	0	0.0	0	0.0	0	0.0
2000	0	0	0	15	15	1	0	0	0	0	0	0	0	0	-	37.2	0	0.0	0	0.0	0	0.0
2015	0	0	0	4	4	0	0	0	0	0	0	0	0	0	-	37.8 -	0	0.0	0	0.0	0	0.0
2030	0	0	0	10	10	0	1	0	0	0	0	0	0	0	-	30.5 -	0	0.0	0	0.0	0	0.0
2045	0	0	0	9	9	0	0	0	0	0	0	0	0	0	-	27.7 -	0	0.0	0	0.0	0	0.0
2100	0	0	0	9	9	1	0	0	0	0	0	0	0	0	-	32.3 -	0	0.0	0	0.0	0	0.0
2115	0	0	0	6	6	0	0	0	0	0	0	0	0	0	-	32.7 -	0	0.0	0	0.0	0	0.0
2130	0	0	0	3	3	0	0	0	0	0	0	0	0	0	-	35.7 -	0	0.0	0	0.0	0	0.0
2145	0	0	0	9	8	2	0	0	0	0	0	0	0	0	-	30.8 -	0	0.0	0	0.0	0	0.0
2200	0	0	0	5	3	2	0	0	0	0	0	0	0	0	-	37.1 -	0	0.0	0	0.0	0	0.0
2215	0	0	0	1	1	0	0	0	0	0	0	0	0	0	-	38.7 -	0	0.0	0	0.0	0	0.0
2230	0	0	0	0	0	0	0	0	0	0	0	0	0	0	-	33.3 -	0	0.0	0	0.0	0	0.0
2245	0	0	0	0	0	0	0	0	0	0	0	0	0	0	-	-	0	0.0	0	0.0	0	0.0
2300	0	0	0	2	2	0	0	0	0	0	0	0	0	0	-	34.1 -	0	0.0	0	0.0	0	0.0
2315	0	0	1	1	1	0	0	0	0	0	0	0	0	0	-	26.2 -	0	0.0	0	0.0	0	0.0
2330	0	0	1	1	1	0	0	0	0	0	0	0	0	0	-	31.6 -	0	0.0	0	0.0	0	0.0
2345	0	0	1	1	1	0	0	0	0	0	0	0	0	0	-	48.1 -	1	100.0	1	100.0	0	0.0
07-19	20	20	1048	131	23	5	0	0	0	0	0	0	0	0	0	31.0	39.5	166	13.5	42	3.4	4	0.3
06-22	22	22	1212	140	27	6	0	0	0	0	0	0	0	0	0	31.1	39.6	192	13.7	50	3.6	6	0.4
06-00	22	22	1222	142	27	6	0	0	0	0	0	0	0	0	0	31.2	39.6	195	13.7	51	3.6	6	0.4
00-00	22	22	1239	146	27	6	0	0	0	0	0	0	0	0	0	31.2	39.6	199	13.8	52	3.6	6	0.4

Time	Vbin 0	Vbin 10	Vbin 15	Vbin 20	Vbin 25	Vbin 30	Vbin 35	Vbin 40	Vbin 45	Vbin 50	Vbin 60	Vbin 70	Vbin 80	Vbin 90	Mean	V85	JPSL 40	JPSL% 40	PSL1 46	PSL1% 46	PSL2 55	PSL2% 55
0000	0	0	0	1	1	1	0	0	0	0	0	0	0	0	29.0 -		0	0.0	0	0.0	0	0.0
0015	0	0	0	0	0	0	0	0	0	0	0	0	0	0	-		0	0.0	0	0.0	0	0.0
0030	0	0	0	0	0	0	0	0	0	0	0	0	0	0	-		0	0.0	0	0.0	0	0.0
0045	0	0	0	0	0	0	0	0	0	0	0	0	0	0	-		0	0.0	0	0.0	0	0.0
0100	0	0	0	0	0	0	0	0	0	0	0	0	0	0	-		0	0.0	0	0.0	0	0.0
0115	0	0	0	0	0	0	0	0	0	0	0	0	0	0	-		0	0.0	0	0.0	0	0.0
0130	0	0	0	0	0	0	0	0	0	0	0	0	0	0	-		0	0.0	0	0.0	0	0.0
0145	0	0	0	0	0	0	0	0	0	0	0	0	0	0	-		0	0.0	0	0.0	0	0.0
0200	0	0	0	0	0	0	0	0	0	0	0	0	0	0	-		0	0.0	0	0.0	0	0.0
0215	0	0	0	0	0	0	0	0	0	0	0	0	0	0	-	36.8 -	0	0.0	0	0.0	0	0.0
0230	0	0	0	1	1	1	0	0	0	0	0	0	0	0	-		0	0.0	0	0.0	0	0.0
0245	0	0	0	0	0	0	0	0	0	0	0	0	0	0	-	39.6 -	0	0.0	0	0.0	0	0.0
0300	0	0	0	0	0	0	0	0	0	0	0	0	0	0	-		0	0.0	0	0.0	0	0.0
0315	0	0	0	2	2	1	0	0	0	0	0	0	0	0	-	32.6 -	0	0.0	0	0.0	0	0.0
0330	0	0	0	0	0	0	0	0	0	0	0	0	0	0	-		0	0.0	0	0.0	0	0.0
0345	0	0	0	0	0	0	0	0	0	0	0	0	0	0	-		0	0.0	0	0.0	0	0.0
0400	0	0	0	2	2	2	0	0	0	0	0	0	0	0	-	31.3 -	0	0.0	0	0.0	0	0.0
0415	0	0	0	0	0	0	0	0	0	0	0	0	0	0	-		0	0.0	0	0.0	0	0.0
0430	0	0	0	0	0	0	0	0	0	0	0	0	0	0	-		0	0.0	0	0.0	0	0.0
0445	0	0	0	1	1	1	0	0	0	0	0	0	0	0	-		0	0.0	0	0.0	0	0.0
0500	0	0	0	0	0	0	0	0	0	0	0	0	0	0	-		0	0.0	0	0.0	0	0.0
0515	0	0	0	1	1	1	0	0	0	0	0	0	0	0	-	34.6 -	0	0.0	0	0.0	0	0.0
0530	0	0	0	3	3	1	0	0	0	0	0	0	0	0	-	33.4 -	0	0.0	0	0.0	0	0.0
0545	0	0	0	1	1	1	0	0	0	0	0	0	0	0	-	40.3 -	0	0.0	0	0.0	0	0.0
0600	0	0	0	0	0	0	0	0	0	0	0	0	0	0	-	36.0 -	0	0.0	0	0.0	0	0.0
0615	0	0	0	3	3	1	0	0	0	0	0	0	0	0	-	42.3 -	0	0.0	0	0.0	0	0.0
0630	0	0	0	3	3	1	0	0	0	0	0	0	0	0	-	37.3	0	0.0	0	0.0	0	0.0
0645	0	0	0	9	8	2	0	0	0	0	0	0	0	0	-	50.8	0	0.0	0	0.0	0	0.0
0700	0	0	0	13	12	2	0	0	0	0	0	0	0	0	-	40.0	0	0.0	0	0.0	0	0.0
0715	0	0	0	21	21	5	1	0	0	0	0	0	0	0	-	41.4	0	0.0	0	0.0	0	0.0
0730	0	0	0	23	23	1	1	0	0	0	0	0	0	0	-	41.9	0	0.0	0	0.0	0	0.0
0745	0	0	0	35	35	5	2	0	0	0	0	0	0	0	-	39.9	0	0.0	0	0.0	0	0.0
0800	0	0	0	22	22	1	1	0	0	0	0	0	0	0	-	34.0	0	0.0	0	0.0	0	0.0
0815	0	0	0	24	24	1	2	0	0	0	0	0	0	0	-	35.8	0	0.0	0	0.0	0	0.0
0830	0	0	1	18	18	3	0	0	0	0	0	0	0	0	-	41.7	0	0.0	0	0.0	0	0.0
0845	0	0	1	28	28	1	0	0	0	0	0	0	0	0	-	42.9	0	0.0	0	0.0	0	0.0
0900	0	0	0	14	14	2	0	0	0	0	0	0	0	0	-	41.3	0	0.0	0	0.0	0	0.0
0915	0	0	0	27	27	2	0	0	0	0	0	0	0	0	-	40.0	0	0.0	0	0.0	0	0.0
0930	0	0	0	19	19	4	0	0	0	0	0	0	0	0	-	40.5	0	0.0	0	0.0	0	0.0
0945	0	0	1	21	21	2	1	0	0	0	0	0	0	0	-	38.8	0	0.0	0	0.0	0	0.0
1000	0	0	1	13	12	2	0	0	0	0	0	0	0	0	-	38.3	0	0.0	0	0.0	0	0.0
1015	0	0	0	18	18	3	1	0	0	0	0	0	0	0	-	45.7	0	0.0	0	0.0	0	0.0
1030	0	0	1	14	14	2	1	0	0	0	0	0	0	0	-	42.

PROJECT 35202 Ashford, Kent
SITE 35202-004
LOCATION CHART ROAD
DIRECTION **WESTBOUND →**
PSL 40mph

DIR 2

Fri 28 Apr
DAY 4

Time	Total	Cls 1	Cls 2	Cls 3	Cls 4	Cls 5	Cls 6	Fxd 1	Time
0000	0	0	0	0	0	0	0	0000	0000
0015	1	0	1	0	0	0	0	0015	0015
0030	0	0	0	1	0	0	0	0030	0030
0045	1	0	1	0	0	0	0	0045	0045
0100	0	0	0	0	0	0	0	0100	0100
0115	0	0	0	0	0	0	0	0115	0115
0130	1	0	1	0	0	0	0	0130	0130
0145	2	0	1	1	0	0	0	0145	0145
0200	0	0	0	0	0	0	0	0200	0200
0215	1	0	1	0	0	0	0	0215	0215
0230	0	0	0	0	0	0	0	0230	0230
0245	0	0	0	0	0	0	0	0245	0245
0300	0	0	0	0	0	0	0	0300	0300
0315	0	0	0	0	0	0	0	0315	0315
0330	0	0	0	0	0	0	0	0330	0330
0345	0	0	0	0	0	0	0	0345	0345
0400	0	0	0	0	0	0	0	0400	0400
0415	1	0	1	0	0	0	0	0415	0415
0430	0	0	0	0	0	0	0	0430	0430
0445	1	0	1	0	0	0	0	0445	0445
0500	0	0	0	0	0	0	0	0500	0500
0515	1	0	1	0	0	0	0	0515	0515
0530	0	0	0	0	0	0	0	0530	0530
0545	3	0	3	0	0	0	0	0545	0545
0600	2	0	2	0	0	0	0	0600	0600
0615	5	0	5	0	0	0	0	0615	0615
0630	4	0	3	1	0	0	0	0630	0630
0645	8	0	5	2	1	0	0	0645	0645
0700	15	0	12	3	0	0	0	0700	0700
0715	17	1	14	1	1	0	0	0715	0715
0730	20	0	17	3	0	0	0	0730	0730
0745	20	0	19	1	0	0	0	0745	0745
0800	34	0	27	3	3	1	0	0800	0800
0815	26	0	20	5	1	0	0	0815	0815
0830	31	0	25	6	0	0	0	0830	0830
0845	20	0	16	4	0	0	0	0845	0845
0900	23	0	19	2	1	1	0	0900	0900
0915	22	0	16	6	0	0	0	0915	0915
0930	13	0	11	1	1	0	0	0930	0930
0945	20	1	13	4	2	0	0	0945	0945
1000	16	0	13	3	0	0	0	1000	1000
1015	14	2	9	2	1	0	0	1015	1015
1030	18	0	17	1	0	0	0	1030	1030
1045	20	0	15	3	2	0	0	1045	1045
1100	16	0	13	2	1	0	0	1100	1100
1115	15	1	11	1	1	1	0	1115	1115
1130	22	0	21	1	0	0	0	1130	1130
1145	21	0	19	2	0	0	0	1145	1145
1200	19	0	14	1	0	0	0	1200	1200
1215	24	0	21	1	2	0	0	1215	1215
1230	22	0	18	4	0	0	0	1230	1230
1245	24	0	22	2	0	0	0	1245	1245
1300	25	0	19	4	2	0	0	1300	1300
1315	21	0	18	3	0	0	0	1315	1315
1330	23	0	18	5	0	0	0	1330	1330
1345	26	1	22	3	0	0	0	1345	1345
1400	17	0	13	3	1	0	0	1400	1400
1415	15	1	13	1	0	0	0	1415	1415
1430	25	0	23	1	0	0	0	1430	1430
1445	21	0	19	1	1	0	1	1445	1445
1500	24	0	20	3	0	1	0	1500	1500
1515	23	0	21	2	0	0	0	1515	1515
1530	22	0	20	2	0	0	0	1530	1530
1545	30	1	29	0	0	0	0	1545	1545
1600	36	0	32	3	1	0	0	1600	1600
1615	36	1	32	3	0	0	0	1615	1615
1630	37	0	33	4	0	0	0	1630	1630
1645	18	1	16	1	0	0	0	1645	1645
1700	34	1	29	4	0	0	0	1700	1700
1715	30	1	23	4	2	0	0	1715	1715
1730	39	1	33	5	0	0	0	1730	1730
1745	36	0	32	4	0	0	0	1745	1745
1800	28	0	26	2	0	0	0	1800	1800
1815	18	1	16	1	0	0	0	1815	1815
1830	26	1	23	2	0	0	0	1830	1830
1845	31	0	30	1	0	0	0	1845	1845
1900	26	0	22	3	1	0	0	1900	1900
1915	20	1	18	1	0	0	0	1915	1915
1930	22	1	17	4	0	0	0	1930	1930
1945	17	0	16	1	0	0	0	1945	1945
2000	19	0	15	3	1	0	0	2000	2000
2015	11	0	10	1	0	0	0	2015	2015
2030	8	0	7	1	0	0	0	2030	2030
2045	12	0	10	1	0	0	0	2045	2045
2100	7	0	7	0	0	0	0	2100	2100
2115	6	0	5	1	0	0	0	2115	2115
2130	11	0	11	0	0	0	0	2130	2130
2145	8	0	8	0	0	0	0	2145	2145
2200	3	0	2	1	0	0	0	2200	2200
2215	7	0	5	2	0	0	0	2215	2215
2230	5	0	5	0	0	0	0	2230	2230
2245	6	0	6	0	0	0	0	2245	2245
2300	3	0	3	0	0	0	0	2300	2300
2315	4	0	3	1	0	0	0	2315	2315
2330	1	0	1	0	0	0	0	2330	2330
2345	2	0	2	0	0	0	0	2345	2345
07-19	1144	16	972	126	26	3	1	07-19	07-19
06-22	1334	19	1137	145	29	3	1	06-22	06-22
06-00	1365	19	1164	149	29	3	1	06-00	06-00
00-00	1381	19	1176	153	29	3	1	00-00	00-00

Time	Vbin 0 10	Vbin 10 15	Vbin 15 20	Vbin 20 25	Vbin 25 30	Vbin 30 35	Vbin 35 40	Vbin 40 45	Vbin 45 50	Vbin 50 60	Vbin 60 70	Vbin 70 80	Vbin 80 90	Vbin 90 100	Mean	Vcrp 85	jPSL 40	jPSL% 40	PSL 46	PSL% 46	PSL2 55	PSL2% 55
0000	0	0	0	0	0	0	0	0	0	0	0	0	0	0	41.1 -		1	100.0	0	0.0	0	0.0
0015	0	0	1	0	0	0	0	0	0	0	0	0	0	0	18.6 -		0	0.0	0	0.0	0	0.0
0030	0	0	0	0	0	1	0	0	0	0	0	0	0	0	33.9 -		0	0.0	0	0.0	0	0.0
0045	0	0	0	0	0	0	0	0	0	0	0	0	0	0	32.1 -		0	0.0	0	0.0	0	0.0
0100	0	0	0	0	0	0	0	0	0	0	0	0	0	0	-		0	0.0	0	0.0	0	0.0
0115	0	0	0	0	0	0	0	0	0	0	0	0	0	0	-		0	0.0	0	0.0	0	0.0
0130	0	0	0	0	0	0	0	0	0	0	0	0	0	0	39.4 -		0	0.0	0	0.0	0	0.0
0145	0	0	0	0	0	0	0	0	0	0	0	0	0	0	36.7 -		0	0.0	0	0.0	0	0.0
0200	0	0	0	0	0	0	0	0	0	0	0	0	0	0	-		0	0.0	0	0.0	0	0.0
0215	0	0	0	0	0	0	0	0	0	0	0	0	0	0	-		0	0.0	0	0.0	0	0.0
0230	0	0	0	0	0	1	0	0	0	0	0	0	0	0	36.3 -		0	0.0	0	0.0	0	0.0
0245	0	0	0	0	0	0	0	0	0	0	0	0	0	0	-		0	0.0	0	0.0	0	0.0
0300	0	0	0	0	0	0	0	0	0	0	0	0	0	0	-		0	0.0	0	0.0	0	0.0
0315	0	0	0	0	0	0	0	0	0	0	0	0	0	0	-		0	0.0	0	0.0	0	0.0
0330	0	0	0	0	0	0	0	0	0	0	0	0	0	0	-		0	0.0	0	0.0	0	0.0
0345	0	0	0	0	0	0	0	0	0	0	0	0	0	0	-		0	0.0	0	0.0	0	0.0
0400	0	0	0	0	0	0	0	0	0	0	0	0	0	0	-		0	0.0	0	0.0	0	0.0
0415	1	0	1	0	0	0	0	0	0	0	0	0	0	0	-	36.5 -	0	0.0	0	0.0	0	0.0
0430	0	0	0	0	0	0	0	0	0	0	0	0	0	0	-	-	0	0.0	0	0.0	0	0.0
0445	1	0	1	0	0	0	0	0	0	0	0	0	0	0	-	51.0 -	1	100.0	1	100.0	0	0.0
0500	0	0	0	0	0	0	0	0	0	0	0	0	0	0	-	35.2 -	0	0.0	0	0.0	0	0.0
0515	1	0	1	0	0	0	0	0	0	0	0	0	0	0	-	-	0	0.0	0	0.0	0	0.0
0530	3	0	3	0	0	0	0	0	0	0	0	0	0	0	-	37.3 -	2	66.7	0	0.0	0	0.0
0545	2	0	2	0	0	0	0	0	0	0	0	0	0	0	-	35.2 -	1	50.0	0	0.0	0	0.0
0600	5	0	5	0	0	0	0	0	0	0	0	0	0	0	-	41.0 -	2	40.0	2	40.0	0	0.0
0615	4	0	3	1	0	0	0	0	0	0	0	0	0	0	-	40.4 -	2	50.0	0	0.0	0	0.0
0630	8	0	5	2	1	0	0	0	0	0	0	0	0	0	-	32.1 -	2	25.0	0	0.0	0	0.0
0645	15	0	12	3	0	0	0	0	0	0	0	0	0	0	-	37.6	4	26.7	2	13.3	1	6.7
0700	17	1	14	1	1	0	0	0	0	0	0	0	0	0	-	34.7	2	11.8	0	0.0	0	0.0
0715	20	0	17	3	0	0	0	0	0	0	0	0	0	0	-	32.4	5	25.0	1	5.0	0	0.0
0730	20	0	17	3	0	0	0	0	0	0	0	0	0	0	-	32.6	2	10.0	1	5.0	0	0.0
0745	34	0	27	3	3	1	0	0	0	0	0	0	0	0	-	24.3	1	2.9	0	0.0	0	0.0
0800	26	0	20	5	1	0	0	0	0	0	0	0	0	0	-	28.3	0	0.0	0	0.0	0	0.0
0815	31	0	25	6	0	0	0	0	0	0	0	0	0	0	-	27.9	4	12.9	0	0.0	0	0.0
0830	20	0	16	4	0	0	0	0	0	0	0	0	0	0	-	30.0	4	20.0	1	5.0	0	0.0
0845	23	0	19	2	1	1	0	0	0	0	0	0	0	0	-	31.6	2	8.7	2	8.7	0	0.0
0900	22	0	16	6	0	0	0	0	0	0	0	0	0	0	-	31.8	2	9.1	1	4.5	0	0.0
0915	13	0	11	1	1	0	0	0	0	0	0	0	0	0	-	35.0	1	7.7	1	7.7	0	0.0
0930	20	1	13	4	2	0	0	0	0	0	0	0	0	0	-	31.3	2	10.0	0	0.0	0	0.0
0945	16	0	13	3	0	0	0	0	0	0	0	0	0	0	-	33.6	3	18.8	0	0.0	0	0.0
1000	14	2	9	2	1	0	0	0	0	0	0	0	0	0	-	30.3	1	7.1	0	0.0	0	0.0
1015	18	0	17	1	0	0	0	0	0	0	0	0	0	0	-	29.4	2	11.1	0	0.0	0	0.0
1030	20	0	15	3	2	0	0	0	0	0	0	0	0	0	-	29.5	1	5.0	0	0.0	0	0.0
1045	16	0	13	2	1	0	0	0	0	0	0	0	0	0	-	35.6	3	18.8	0	0.0	0	0.0
1100	15	1	11	1	1	1	0	0	0	0	0	0	0	0	-	32.0	3	20.0	0	0.0	0	0.0
1115	22	0	21	1	0	0	0	0	0	0	0	0	0	0	-	27.3	1	4.5	0	0.0	0	0.0
1130	21	0	19	2	0	0	0	0	0	0	0	0	0	0	-	32.5	7	33.3	1	4.8	0	0.0
1145	19	0	14	1	0	0	0	0	0	0	0	0	0	0	-	29.1	3	15.8	0	0.0	0	0.0
1200	24	0	21	1	2	0	0	0	0	0	0	0	0	0	-	34.4	5	20.8	0	0.0	0	0.0
1215	22	0	18	4	0	0	0	0	0	0	0	0	0	0	-	32.8	2	9.1	0	0.0	0	0.0
1230	24	0	22	2	0	0	0	0	0	0	0	0	0	0	-	31.3	1	4.2	0	0.0	0	0.0
1245	25	0	19	4	2	0	0	0	0	0	0	0	0	0	-	32.1	6	24.0	0	0.0	0	0.0
1300	21	0	18	3	0	0	0	0	0	0	0	0	0	0	-	29.5	2	9.5	1	4.8	0	0.0
1315	23	0	18	5	0	0	0	0	0	0	0	0	0	0	-	32.2	1	4.3	0	0.0	0	0.0
1330	26	1	22	3	0	0	0	0	0	0	0	0	0	0	-	34.9	6	23.1	1	3.8	0	0.0
1345	17	0	13	3	0	0	0	0	0	0	0	0	0	0	-	33.3	4	23.5	0	0.0	0	0.0
1400	15	1	13	1	0	0	0	0	0	0	0	0	0	0	-	36.3	7	46.7	2	8.0	0	0.0
1415	25	1	23	1	0	0	0	0	0	0	0	0	0	0	-	32.9	5	20.0	0	0.0	0	0.0
1430	21	0	19	1	1	0	0	0	0	0	0	0	0	0	-	30.3	1	4.8	0	0.0	0	0.0
1445	24	0	20	3	0	0	1	0	0	0	0	0	0	0	-	36.4	7	29.2	2	8.3	1	4.2
1500	23	0	21	2	0	0	0	0	0	0	0	0	0	0	-	34.3	5	21.7	0	0.0	0	0.0
1515	22	0	20	2	0	0	0	0	0	0	0	0	0	0	-	28.6	2	9.1	0	0.0	0	0.0
1530	30	1	29	0	0	0	0	0	0	0	0	0	0	0	-	22.6	1	3.3	0	0.0	0	0.0
1545	36	0	32	3	0	0	0	0	0	0	0	0	0	0	-	33.2	8	22.2	1	2.8	0	0.0
1600	36	1	32	3	0	0	0	0	0	0	0	0	0	0	-	22.5	1	2.8	1	2.8	0	0.0
1615	37	0	33	4	0	0	0	0	0	0	0	0	0	0	-	33.5	7	18.9	0	0.0	0	0.0
1630	18	1	16	1	0	0	0	0	0	0	0	0	0	0	-	29.4	3	16.7	2	11.1	0	0.0
1645	34	1	29	4	0	0	0	0	0	0	0	0	0	0	-	33.3	7	20.6	2	5.9	0	0.0
1700	30	1	23	4	2	0	0	0	0	0	0	0	0	0	-	27.4	3	13.3	0	0.0	0	0.0
1715	39	1	33	5	0	0	0	0	0	0	0	0	0	0	-	31.7	6	15.4	4	10.3	0	0.0
1730	36	0	32	4	0	0	0	0	0	0	0	0	0	0	-	29.7	6	16.7	1	2.8	0	0.0
1745	28	0	26	2	0	0	0	0	0	0	0	0	0	0	-	32.7	7	25.0	0	0.0	0	0.0
1800	18	1	16	1	0	0	0	0	0	0	0	0	0	0	-	37.2	6	33.3	1	3.6	0	0.0
1815	26	1	23	2	0	0	0	0	0	0	0	0	0	0	-	46.2	6	23.1	4	15.4	0	0.0
1830	31	0	30	1	0	0	0	0	0	0	0	0	0	0	-	40.9	5	16.1	2	6.5	0	0.0
1845	26	0	22	3	1	0	0	0	0	0	0	0	0	0	-	39.4	3	11.5	0	0.0	0	0.0
1900	20	1	18	1	0	0	0	0	0	0	0	0	0	0	-	34.6	40.3	15.0	3	7.5	0	0.0
1915	22	1	17	4	0	0	0	0	0	0	0	0	0	0	-	38.2	50.5	31.8	4	18.2	2	9.1
1930	17	0	16	1	0	0	0	0	0	0	0	0	0	0	-	36.8	50.0	29.4	5	23.5	0	0.0
1945	19	0	15	3	1	0	0	0	0	0	0	0	0	0	-	34.0	45.3	26.3	2	10.5	0	0.0
2000	17	0	16	1	0	0	0	0	0	0	0	0	0	0	-	33.6	44.8	29.4	1	5.9	0	0.0
2015	11	0	10	1	0	0	0	0	0	0	0	0	0	0	-	35.3	43.3	18.2	1	9.1	0	0.0
2030	8	0	7	1	0	0	0	0	0	0	0	0	0	0	-	37.9 -	48.5	37.5	3	12.5	0	0.0
2045	12	0	10	1	0	0	0	0	0	0	0	0	0	0	-	38.9	41.7	28.6	2	16.7	0	0.0
2100	7	0	7	0	0	0	0	0	0	0	0	0	0	0	-	36.4 -	0.0	0.0	0	0.0	0	0.0
2115	6	0	5	1	0	0	0	0	0	0	0	0	0	0	-	33.3 -	0.0	16.7	1	8.3	0	0.0
2130	11	0	11	0	0	0	0	0	0	0	0	0	0	0	-	32.6	47.0	36.4	4	36.4	0	0.0
2145	8	0	8	0	0	0	0	0	0	0	0	0	0	0	-	37.3 -		25.0	2	25.0	1	12.5
2200	3	0	2	1	0	0	0	0	0	0	0	0	0	0	-	25.8 -		0.0	0	0.0	0	0.0
2215	7	0	5	2	0	0	0	0	0	0	0	0	0	0	-	28.1 -		0.0	0	0.0	0	0.0
2230	5	0	5	0	0	0	0	0	0	0	0	0	0	0	-	33.5 -		20.0	1	16.7	0	0.0
2245	6	0	6	0	0	0	0	0	0	0	0	0	0	0	-	37.5 -		33.3	1	16.7	0	0.0
2300	3	0	3	0	0	0	0	0	0	0	0	0	0	0	-	30.6 -		0.0	0	0.0	0	0.0
2315	4	0	3	1	0	0	0	0	1	0	0	0	0	0	-	36.4 -		25.0	1	25.0	0	0.0
2330	1	0	1	0	0	0	0	0	0	0	0	0	0	0	-	30.2 -		0.0	0	0.0	0	0.0
2345	2	0	2	0	0	0	0	0	0	0	0	0	0	0	-	31.8 -		0.0	0	0.0	0	0.0
07-19	1144	16	972	126	26	3	1	0	0	0	0	0	0	0		31.1	40.0	173	15.1	36	3.1	1	0.1
06-22	1334	19	1137	145	29	3	1	0	0	0	0	0	0	0		31.8	40.5	227	17.0	60	4.5	5	0.4
06-00	1365	19	1164	149	29	3	1	0	0	0	0	0	0	0		31.8	40.5	231	16.9	62	4.5	5	0.4
00-00	1381	19	1176	153	29	3	1	0	0	0	0	0	0	0		31.8	40.6	236	17.1	63	4.6	5	0.4

	DIR 2
ALL VEHICLES	TOTAL
Mcycles	CLASS 1
Cars, taxis, 4WD	CLASS 2
LGV	CLASS 3
OGV1	CLASS 4
OGV2	CLASS 5
PSV	CLASS 6
	TIME
0 - 10 mph	0-10mph
10 - 15 mph	10-15mph
15 - 20 mph	15-20mph
20 - 25 mph	20-25mph
25 - 30 mph	25-30mph
30 - 35 mph	30-35mph
35 - 40 mph	35-40mph
40 - 45 mph	40-45mph
45 - 50 mph	45-50mph
50 - 60 mph	50-60mph
60 - 70 mph	60-70mph
70 - 80 mph	70-80mph
80 - 90 mph	80-90mph
90 - 100 mph	90mph+
AVG SPD	AVG SPD
85%ile	85%ile
> 40mph	PSL SPEEDING
% > 40mph	PSL% SPEEDING
	ACPO SPEEDING
	ACPO% SPEEDING
	DfT SPEEDING
	DfT% SPEEDING

PROJECT 35202 Ashford, Kent
SITE 35202-004
LOCATION CHART ROAD
DIRECTION **WESTBOUND →**
PSL 40mph

DIR 2

Sat 29 Apr
DAY 5

	TOTAL	CLASS 1	CLASS 2	CLASS 3	CLASS 4	CLASS 5	CLASS 6
ALL VEHICLES							
Mcycles							
Cars, taxis, 4WD							
LGV							
OGV1							
OGV2							
PSV							
TIME	0-10mph	10-15mph	15-20mph	20-25mph	25-30mph	30-35mph	35-40mph
0000	5	5	5	5	5	5	5
0015	2	1	1	1	1	1	1
0030	1	1	1	1	1	1	1
0045	3	3	3	3	3	3	3
0100	5	5	5	5	5	5	5
0115	1	1	1	1	1	1	1
0130	2	2	2	2	2	2	2
0145	1	1	1	1	1	1	1
0200	0	0	0	0	0	0	0
0215	1	1	1	1	1	1	1
0230	0	0	0	0	0	0	0
0245	0	0	0	0	0	0	0
0300	0	0	0	0	0	0	0
0315	1	1	1	1	1	1	1
0330	0	0	0	0	0	0	0
0345	0	0	0	0	0	0	0
0400	0	0	0	0	0	0	0
0415	0	0	0	0	0	0	0
0430	2	2	2	2	2	2	2
0445	0	0	0	0	0	0	0
0500	0	0	0	0	0	0	0
0515	0	0	0	0	0	0	0
0530	1	1	1	1	1	1	1
0545	3	3	3	3	3	3	3
0600	6	6	6	6	6	6	6
0615	3	3	3	3	3	3	3
0630	7	7	7	7	7	7	7
0645	0	0	0	0	0	0	0
0700	5	5	5	5	5	5	5
0715	2	2	2	2	2	2	2
0730	12	12	12	12	12	12	12
0745	13	13	13	13	13	13	13
0800	9	9	9	9	9	9	9
0815	8	8	8	8	8	8	8
0830	14	14	14	14	14	14	14
0845	13	13	13	13	13	13	13
0900	21	21	21	21	21	21	21
0915	17	17	17	17	17	17	17
0930	17	17	17	17	17	17	17
0945	18	18	18	18	18	18	18
1000	21	21	21	21	21	21	21
1015	21	21	21	21	21	21	21
1030	23	23	23	23	23	23	23
1045	21	21	21	21	21	21	21
1100	33	33	33	33	33	33	33
1115	22	22	22	22	22	22	22
1130	30	30	30	30	30	30	30
1145	27	27	27	27	27	27	27
1200	28	28	28	28	28	28	28
1215	27	27	27	27	27	27	27
1230	36	36	36	36	36	36	36
1245	40	40	40	40	40	40	40
1300	29	29	29	29	29	29	29
1315	27	27	27	27	27	27	27
1330	22	22	22	22	22	22	22
1345	24	24	24	24	24	24	24
1400	36	36	36	36	36	36	36
1415	22	22	22	22	22	22	22
1430	25	25	25	25	25	25	25
1445	31	31	31	31	31	31	31
1500	22	22	22	22	22	22	22
1515	27	27	27	27	27	27	27
1530	25	25	25	25	25	25	25
1545	21	21	21	21	21	21	21
1600	18	18	18	18	18	18	18
1615	23	23	23	23	23	23	23
1630	16	16	16	16	16	16	16
1645	17	17	17	17	17	17	17
1700	23	23	23	23	23	23	23
1715	21	21	21	21	21	21	21
1730	28	28	28	28	28	28	28
1745	18	18	18	18	18	18	18
1800	20	20	20	20	20	20	20
1815	23	23	23	23	23	23	23
1830	11	11	11	11	11	11	11
1845	24	24	24	24	24	24	24
1900	19	19	19	19	19	19	19
1915	13	13	13	13	13	13	13
1930	13	13	13	13	13	13	13
1945	16	16	16	16	16	16	16
2000	8	8	8	8	8	8	8
2015	12	12	12	12	12	12	12
2030	13	13	13	13	13	13	13
2045	5	5	5	5	5	5	5
2100	5	5	5	5	5	5	5
2115	8	8	8	8	8	8	8
2130	6	6	6	6	6	6	6
2145	10	10	10	10	10	10	10
2200	7	7	7	7	7	7	7
2215	9	9	9	9	9	9	9
2230	2	2	2	2	2	2	2
2245	6	6	6	6	6	6	6
2300	2	2	2	2	2	2	2
2315	1	1	1	1	1	1	1
2330	5	5	5	5	5	5	5
2345	1	1	1	1	1	1	1
07-19	1031	28	695	89	14	5	0
06-22	1188	31	1032	102	17	6	0
06-00	1226	32	1066	105	17	6	0
00-00	1256	32	1094	107	17	6	0

TIME	40-45mph	45-50mph	50-60mph	60-70mph	70-80mph	80-90mph	90mph+	AVG SPD	85%ile	PSL SPEEDING	PSL% SPEEDING	ACPO SPEEDING	ACPO% SPEEDING	DfT SPEEDING	DfT% SPEEDING
ALL VEHICLES															
Mcycles															
Cars, taxis, 4WD															
LGV															
OGV1															
OGV2															
PSV															
TIME	40-45mph	45-50mph	50-60mph	60-70mph	70-80mph	80-90mph	90mph+	AVG SPD	85%ile	PSL SPEEDING	PSL% SPEEDING	ACPO SPEEDING	ACPO% SPEEDING	DfT SPEEDING	DfT% SPEEDING
0000	0	0	0	0	0	0	0	39.7 -		3	60.0	0	0.0	0	0.0
0015	0	0	0	0	0	0	0	38.0 -		1	50.0	0	0.0	0	0.0
0030	0	0	0	0	0	0	0	35.4 -		0	0.0	0	0.0	0	0.0
0045	0	0	0	0	0	0	0	40.7 -		2	66.7	0	0.0	0	0.0
0100	0	0	0	0	0	0	0	40.6 -		2	40.0	2	40.0	0	0.0
0115	0	0	0	0	0	0	0	44.4 -		1	100.0	0	0.0	0	0.0
0130	0	0	0	0	0	0	0	40.1 -		1	50.0	0	0.0	0	0.0
0145	0	0	0	0	0	0	0	48.2 -		1	100.0	1	100.0	0	0.0
0200	0	0	0	0	0	0	0	-		0	0.0	0	0.0	0	0.0
0215	0	0	0	0	0	0	0	47.2 -		1	100.0	1	100.0	0	0.0
0230	0	0	0	0	0	0	0	38.4 -		0	0.0	0	0.0	0	0.0
0245	0	0	0	0	0	0	0	-		0	0.0	0	0.0	0	0.0
0300	0	0	0	0	0	0	0	-		0	0.0	0	0.0	0	0.0
0315	0	0	0	0	0	0	0	38.6 -		0	0.0	0	0.0	0	0.0
0330	0	0	0	0	0	0	0	49.7 -		1	100.0	1	100.0	0	0.0
0345	0	0	0	0	0	0	0	-		0	0.0	0	0.0	0	0.0
0400	0	0	0	0	0	0	0	-		0	0.0	0	0.0	0	0.0
0415	0	0	0	0	0	0	0	-		0	0.0	0	0.0	0	0.0
0430	0	0	0	0	0	0	0	41.3 -		1	50.0	1	50.0	0	0.0
0445	0	0	0	0	0	0	0	-		0	0.0	0	0.0	0	0.0
0500	0	0	0	0	0	0	0	-		0	0.0	0	0.0	0	0.0
0515	0	0	0	0	0	0	0	-		0	0.0	0	0.0	0	0.0
0530	0	0	0	0	0	0	0	-		0	0.0	0	0.0	0	0.0
0545	0	0	0	0	0	0	0	50.9 -		1	100.0	1	100.0	0	0.0
0600	0	0	0	0	0	0	0	35.7 -		0	0.0	0	0.0	0	0.0
0615	0	0	0	0	0	0	0	36.8 -		2	33.3	0	0.0	0	0.0
0630	0	0	0	0	0	0	0	47.3 -		2	66.7	1	33.3	1	33.3
0645	0	0	0	0	0	0	0	37.6 -		1	28.6	0	0.0	0	0.0
0700	0	0	0	0	0	0	0	41.0 -		3	60.0	2	40.0	0	0.0
0715	0	0	0	0	0	0	0	55.2 -		2	100.0	2	100.0	1	50.0
0730	1	0	0	0	0	0	0	32.2 -		1	20.0	0	0.0	0	0.0
0745	2	0	0	0	0	0	0	34.9	46.7	5	41.7	2	16.7	0	0.0
0800	3	0	0	0	0	0	0	27.0	38.7	1	7.7	1	7.7	0	0.0
0815	1	0	0	0	0	0	0	36.9 -		2	22.2	0	0.0	0	0.0
0830	2	0	0	0	0	0	0	34.0 -		2	25.0	0	0.0	0	0.0
0845	2	0	0	0	0	0	0	26.7	36.2	0	0.0	0	0.0	0	0.0
0900	7	0	0	0	0	0	0	33.6	39.9	1	7.7	0	0.0	0	0.0
0915	4	0	0	0	0	0	0	30.8	42.0	4	19.1	1	4.8	0	0.0
0930	3	0	0	0	0	0	0	30.1	44.2	4	23.5	2	11.8	1	5.9
0945	5	0	0	0	0	0	0	29.5	38.1	2	11.8	1	5.9	0	0.0
1000	1	0	0	0	0	0	0	29.5	35.4	0	0.0	1	4.8	0	0.0
1015	4	0	0	0	0	0	0	27.9	40.7	3	14.3	0	0.0	0	0.0
1030	4	0	0	0	0	0	0	34.7	44.0	4	19.1	2	9.5	0	0.0
1045	8	0	0	0	0	0	0	33.3	41.3	4	17.4	1	4.3	0	0.0
1100	7	0	0	0	0	0	0	30.5	38.8	0	0.0	0	0.0	0	0.0
1115	5	0	0	0	0	0	0	30.9	42.4	8	24.2	2	6.1	0	0.0
1130	6	0	0	0	0	0	0	31.9	39.7	4	13.3	1	3.3	0	0.0
1145	2	0	0	0	0	0	0	33.6	41.5	4	14.8	2	7.4	1	3.7
1200	3	0	0	0	0	0	0	32.0	43.2	5	17.9	2	7.1	0	0.0
1215	4	0	0	0	0	0	0	27.1	35.1	0	0.0	0	0.0	0	0.0
1230	1	0	0	0	0	0	0	32.5	40.8	6	16.7	2	5.6	0	0.0
1245	3	0	0	0	0	0	0	31.3	39.7	5	12.5	2	5.0	0	0.0
1300	3	0	0	0	0	0	0	30.5	39.2	3	10.3	1	3.4	0	0.0
1315	0	0	0	0	0	0	0	34.9	41.5	4	14.8	0	0.0	0	0.0
1330	0	0	0	0	0	0	0	30.7	38.9	1	4.5	0	0.0	0	0.0
1345	2	0	0	0	0	0	0	34.8	41.7	6	25.0	2	8.3	0	0.0
1400	6	0	0	0	1	0	0	35.3	44.7	8	22.2	3	8.3	2	5.6
1415	2	0	0	0	0	0	0	30.0	36.6	2	9.1	2	9.1	0	0.0
1430	1	0	0	1	0	0	0	34.2	40.0	3	12.0	1	4.0	0	0.0
1445	1	0	0	0	0	0	0	34.6	40.0	4	12.9	1	3.2	1	3.2
1500	1	0	0	0	0	0	0	33.7	43.4	5	22.7	2	9.1	0	0.0
1515	2	0	0	0	0	0	0	31.6	42.8	7	25.9	2	7.4	0	0.0
1530	2	0	0	0	0	0	0	32.8	39.3	3	12.0	0	0.0	0	0.0
1545	2	0	0	0	0	0	0	36.7	43.2	6	33.3	2	11.1	0	0.0
1600	2	0	0	0	0	0	0	31.2	37.5	1	4.8	0	0.0	0	0.0
1615	2	0	0	0	0	1	0	36.1	43.8	9	39.1	1	4.3	1	4.3
1630	3	0	0	0	0	0	0	33.4	39.4	1	6.3	1	6.3	1	6.3
1645	2	0	0	0	0	0	0	31.8	41.6	5	29.4	0	0.0	0	0.0
1700	2	0	0	0	0	0	0	33.0	41.0	5	21.7	0	0.0	0	0.0
1715	7	0	0	0	0	0	0	34.2	41.9	8	38.1	1	4.8	0	0.0
1730	6	0	0	0	0	0	0	34.9	42.0	6	21.4	2	7.1	0	0.0
1745	1	0	0	0	0	0	0	35.8	44.2	8	44.4	2	11.1	0	0.0
1800	2	0	0	0	0	0	0	39.6	45.9	11	55.0	2	10.0	0	0.0
1815	2	0	0	0	0	0	0	37.8	47.8	6	28.1	4	17.4	0	0.0
1830	0	0	0	0	0	0	0	39.2	45.0	5	45.5	1	9.1	0	0.0
1845	3	0	0	0	0	0	0	38.4	48.0	10	41.7	5	20.8	1	4.2
1900	7	0	0	0	0	0	0	37.2	41.8	4	21.1	1	5.3	0	0.0
1915	4	0	0	0	0	0	0	37.2	45.5	3	23.1	1	7.7	1	7.7
1930	4	0	0	0	0	0	0	30.2	37.0	1	7.7	1	7.7	0	0.0
1945	3	0	0	0	0	0	0	30.3	41.4	4	25.0	1	6.3	0	0.0
2000	2	0	0	0	0	0	0	38.1 -		4	50.0	2	25.0	0	0.0
2015	3	0	0	0	0	0	0	35.0 -	44.8	3	25.0	1	8.3	0	0.0
2030	3	0	0	0	0	0	0	33.2	40.8	2	15.4	0	0.0	0	0.0
2045	2	0	0	0	0	0	0	36.2	43.6	5	38.5	0	0.0	0	0.0
2100	2	0	0	0	0	0	0	34.6 -		1	20.0	1	20.0	0	0.0
2115	4	0	0	0	0	0	0	36.7 -		2	25.0	1	12.5	0	0.0
2130	1	0	0	0	0	0	0	36.6 -		3	50.0	0	0.0	0	0.0
2145	3	0	0	0	0	0	0	29.7 -		1	10.0	0	0.0	0	0.0
2200	2	0	0	0	0	0	0	31.6 -		2	28.6	1	14.3	1	14.3
2215	2	0	0	0	0	0	0	33.2 -		1	14.3	1	14.3	0	0.0
2230	3	0	0	0	0	0	0	37.5 -		4	44.4	1	11.1	0	0.0
2245	1	0	0	0	0	0	0	37.2 -		3	50.0	1	16.7	0	0.0
2300	2	0	0	0	0	0	0	37.3 -		0	0.0	0	0.0	0	0.0
2315	2	0	0	0	0	0	0	36.0 -		0	0.0	0	0.0	0	0.0
2330	1	0	0	0	0	0	0	43.5 -		3	60.0	1	20.0	0	0.0
2345	1	0	0	0	0	0	0	41.9 -		1	100.0	0	0.0	0	0.0
07-19	135	252	255	126	54	16	1	2	0	33.0	41.5	199	19.3	62	6.0	9	0.9
06-22	156	286	296	153	64	20	2	2	0	33.2	41.8	241	20.3	75	6.3	11	0.9
06-00	160	294	306	161	69	21	2	2	0	33.3	41.8	255	20.8	80	6.5	11	0.9
00-00	160	299	316	168	76	22	2	2	0	33.5	41.9	270	21.5	87	6.9	11	0.9

PROJECT 35202 Ashford, Kent
SITE 35202-004
LOCATION CHART ROAD
DIRECTION **WESTBOUND →**
PSL 40mph

DIR 2

	TOTAL	CLASS 1	CLASS 2	CLASS 3	CLASS 4	CLASS 5	CLASS 6
ALL VEHICLES							
Mcycles							
Cars, taxis, 4WD							
LGV							
OGV1							
OGV2							
PSV							
0 - 10 mph							
10 - 15 mph							
15 - 20 mph							
20 - 25 mph							
25 - 30 mph							
30 - 35 mph							
35 - 40 mph							
40 - 45 mph							
45 - 50 mph							
50 - 60 mph							
60 - 70 mph							
70 - 80 mph							
80 - 90 mph							
90 - 100 mph							
AVG SPD							
85%ile							
> 40mph							
% > 40mph							

Sun 30 Apr
DAY 6

Time	Total	Cls 1	Cls 2	Cls 3	Cls 4	Cls 5	Cls 6	Fxd	Time	Vbin 0 10	Vbin 10 15	Vbin 15 20	Vbin 20 25	Vbin 25 30	Vbin 30 35	Vbin 35 40	Vbin 40 45	Vbin 45 50	Vbin 50 60	Vbin 60 70	Vbin 70 80	Vbin 80 90	Vbin 90 100	Mean	Vpp 85	JPSL 40	JPSL% 40	PSL% 40	ACPO 40	ACPO% 40	DfT 40	DfT% 40
0000	4	4	0	0	0	0	0		0000	0	0	0	0	0	0	0	0	0	0	0	0	0	0	34.0 -		0	0.0	0.0	0	0.0	0	0.0
0015	3	3	4	0	0	0	0		0015	0	0	0	0	1	2	1	0	0	0	0	0	0	0	30.8 -		0	0.0	0.0	0	0.0	0	0.0
0030	4	4	0	0	0	0	0		0030	0	0	0	0	2	1	0	0	0	0	0	0	0	0	31.8 -		1	25.0	0.0	0	0.0	0	0.0
0045	0	0	0	0	0	0	0		0045	0	0	0	0	0	0	0	0	0	0	0	0	0	0	-		0	0.0	0.0	0	0.0	0	0.0
0100	1	1	1	0	0	0	0		0100	0	0	0	0	0	0	0	1	0	0	0	0	0	0	44.9 -		1	100.0	0.0	0	0.0	0	0.0
0115	0	0	0	0	0	0	0		0115	0	0	0	0	0	0	0	0	0	0	0	0	0	0	-		0	0.0	0.0	0	0.0	0	0.0
0130	0	0	0	0	0	0	0		0130	0	0	0	0	0	0	0	0	0	0	0	0	0	0	-		0	0.0	0.0	0	0.0	0	0.0
0145	2	2	0	2	0	0	0		0145	0	0	0	0	0	0	0	0	0	0	0	0	0	0	32.5 -		0	0.0	0.0	0	0.0	0	0.0
0200	0	0	0	0	0	0	0		0200	0	0	0	0	0	0	0	0	0	0	0	0	0	0	-		0	0.0	0.0	0	0.0	0	0.0
0215	4	4	0	0	0	0	0		0215	0	0	0	0	1	0	0	0	0	0	0	0	0	0	-		0	0.0	0.0	0	0.0	0	0.0
0230	0	0	0	0	0	0	0		0230	0	0	0	0	0	0	0	0	0	0	0	0	0	0	37.7 -		3	75.0	0.0	0	0.0	0	0.0
0245	0	0	0	0	0	0	0		0245	0	0	0	0	0	0	0	0	0	0	0	0	0	0	-		0	0.0	0.0	0	0.0	0	0.0
0300	0	0	0	0	0	0	0		0300	0	0	0	0	0	0	0	0	0	0	0	0	0	0	-		0	0.0	0.0	0	0.0	0	0.0
0315	2	0	0	1	1	0	0		0315	0	0	0	0	0	0	0	0	0	0	0	0	0	0	34.1 -		0	0.0	0.0	0	0.0	0	0.0
0330	0	0	0	0	0	0	0		0330	0	0	0	0	0	0	0	0	0	0	0	0	0	0	-		0	0.0	0.0	0	0.0	0	0.0
0345	0	0	0	0	0	0	0		0345	0	0	0	0	0	0	0	0	0	0	0	0	0	0	-		0	0.0	0.0	0	0.0	0	0.0
0400	1	1	0	0	0	0	0		0400	0	0	0	0	0	0	0	0	0	0	0	0	0	0	-		1	100.0	0.0	0	0.0	0	0.0
0415	0	0	0	0	0	0	0		0415	0	0	0	0	0	0	0	0	0	0	0	0	0	0	40.1 -		0	0.0	0.0	0	0.0	0	0.0
0430	1	1	0	0	0	0	0		0430	0	0	0	0	0	0	0	0	0	0	0	0	0	0	-		0	0.0	0.0	0	0.0	0	0.0
0445	0	0	0	0	0	0	0		0445	0	0	0	0	0	0	0	0	0	0	0	0	0	0	-		0	0.0	0.0	0	0.0	0	0.0
0500	0	0	0	0	0	0	0		0500	0	0	0	0	0	0	0	0	0	0	0	0	0	0	-		0	0.0	0.0	0	0.0	0	0.0
0515	0	0	0	0	0	0	0		0515	0	0	0	0	0	0	0	0	0	0	0	0	0	0	-		0	0.0	0.0	0	0.0	0	0.0
0530	1	1	0	0	0	0	0		0530	0	0	0	0	0	0	0	0	0	0	0	0	0	0	-		0	0.0	0.0	0	0.0	0	0.0
0545	0	0	0	0	0	0	0		0545	0	0	0	0	0	0	0	0	0	0	0	0	0	0	-		0	0.0	0.0	0	0.0	0	0.0
0600	3	3	1	1	0	0	0		0600	0	0	0	0	0	0	0	0	0	0	0	0	0	0	39.5 -		0	0.0	0.0	0	0.0	0	0.0
0615	2	2	0	0	0	0	0		0615	0	0	0	0	0	0	0	0	0	0	0	0	0	0	40.7 -		2	66.7	1	0	0.0	0	0.0
0630	2	2	0	0	0	0	0		0630	0	0	0	0	0	0	0	0	0	0	0	0	0	0	40.0 -		1	50.0	1	0	0.0	0	0.0
0645	5	5	0	0	0	0	0		0645	0	0	0	0	0	0	0	0	0	0	0	0	0	0	-		1	50.0	1	0	0.0	0	0.0
0700	1	1	0	0	0	0	0		0700	0	0	0	0	0	0	0	0	0	0	0	0	0	0	37.4 -		3	60.0	1	0	0.0	0	0.0
0715	3	3	0	0	0	0	0		0715	0	0	0	0	0	0	0	0	0	0	0	0	0	0	53.3 -		1	100.0	1	0	20.0	0	0.0
0730	5	5	2	3	0	0	0		0730	0	0	0	0	0	0	0	0	0	0	0	0	0	0	40.9 -		2	66.7	2	0	66.7	0	0.0
0745	14	14	2	12	1	0	0		0745	0	0	0	0	0	0	0	0	0	0	0	0	0	0	30.4 -		1	20.0	0	0	0.0	0	0.0
0800	9	9	0	8	1	0	0		0800	0	0	0	0	0	0	0	0	0	0	0	0	0	0	34.0	40.9	3	21.4	0	0	0.0	0	0.0
0815	5	5	0	4	1	0	0		0815	0	0	0	0	0	0	0	0	0	0	0	0	0	0	42.3 -		4	44.4	2	0	22.2	1	11.1
0830	12	12	0	11	1	0	0		0830	0	0	0	0	1	0	0	0	0	0	0	0	0	0	38.2 -		2	40.0	1	0	20.0	0	0.0
0845	8	8	2	6	0	0	0		0845	0	0	0	0	1	0	0	0	0	0	0	0	0	0	29.6	42.5	2	16.7	1	0	8.3	0	0.0
0900	13	13	0	13	0	0	0		0900	0	0	0	0	1	1	1	0	0	0	0	0	0	0	28.7 -	40.4	2	25.0	0	0	0.0	0	0.0
0915	18	18	2	16	0	0	0		0915	0	0	0	0	2	0	0	0	0	0	0	0	0	0	32.7 -	42.9	2	15.4	0	0	0.0	0	0.0
0930	21	21	0	18	3	0	0		0930	0	0	0	0	2	0	0	0	0	0	0	0	0	0	31.1	37.5	4	22.2	0	0	0.0	0	0.0
0945	28	28	1	26	1	0	0		0945	0	0	0	0	1	1	1	0	0	0	0	0	0	0	31.0	37.3	2	9.5	0	0	0.0	0	0.0
1000	31	31	1	28	1	0	0		1000	0	0	0	0	1	1	1	0	0	0	0	0	0	0	31.2	37.3	2	7.1	1	0	3.6	0	0.0
1015	38	38	2	35	1	0	0		1015	0	0	0	0	1	1	1	0	0	0	0	0	0	0	29.5	37.0	2	5.3	0	0	0.0	0	0.0
1030	20	20	0	15	2	0	0		1030	0	0	0	0	0	0	0	1	0	0	0	0	0	0	27.8	36.1	2	5.3	0	0	0.0	0	0.0
1045	17	17	0	15	2	0	0		1045	0	0	0	0	1	1	1	0	0	0	0	0	0	0	33.8	45.1	3	15.0	0	0	0.0	1	5.0
1100	20	20	1	17	1	1	0		1100	0	0	0	0	1	1	1	0	0	0	0	0	0	0	36.3	45.0	5	29.4	2	1	11.8	0	0.0
1115	23	23	0	21	2	0	0		1115	0	0	0	0	2	0	0	0	0	0	0	0	0	0	31.4	41.3	3	15.0	0	0	0.0	0	0.0
1130	27	27	0	24	3	0	0		1130	0	0	0	0	1	1	1	0	0	0	0	0	0	0	34.1	42.5	5	21.7	0	0	0.0	0	0.0
1145	30	30	0	24	1	0	0		1145	0	0	0	0	2	2	1	0	0	0	0	0	0	0	31.3	41.3	5	18.5	0	0	0.0	0	0.0
1200	25	25	0	23	1	0	0		1200	0	0	0	0	2	4	1	0	0	0	0	0	0	0	30.9	37.3	1	3.3	0	0	0.0	0	0.0
1215	26	26	0	23	3	0	0		1215	0	0	0	0	1	2	2	0	0	0	0	0	0	0	27.6	38.3	2	8.0	1	0	4.0	0	0.0
1230	30	30	0	29	0	0	0		1230	0	0	0	0	2	4	2	0	0	0	0	0	0	0	29.1	39.2	1	3.8	0	0	0.0	0	0.0
1245	23	23	1	21	1	0	0		1245	0	0	0	0	1	2	1	0	0	0	0	0	0	0	31.2	41.5	5	16.7	1	0	3.3	0	0.0
1300	32	32	2	27	2	0	0		1300	0	0	0	0	2	6	1	0	0	0	0	0	0	0	34.3	39.8	3	13.0	0	0	0.0	0	0.0
1315	30	30	0	27	3	0	0		1315	0	0	0	0	2	7	1	0	0	0	0	0	0	0	29.8	38.3	3	9.4	0	0	0.0	0	0.0
1330	18	18	0	17	1	0	0		1330	0	0	0	0	1	5	3	0	0	0	0	0	0	0	34.0	41.1	6	20.0	1	0	3.3	0	0.0
1345	22	22	3	17	2	0	0		1345	0	0	0	0	2	5	3	0	0	0	0	0	0	0	34.2	44.3	4	22.2	0	0	0.0	1	5.6
1400	18	18	0	16	2	0	0		1400	0	0	0	0	1	3	2	0	0	0	0	0	0	0	27.7	40.2	3	13.6	0	0	0.0	0	0.0
1415	24	24	0	20	4	0	0		1415	0	0	0	0	1	3	3	0	0	0	0	0	0	0	30.3	36.0	0	0.0	0	0	0.0	0	0.0
1430	17	17	0	15	2	0	0		1430	0	0	0	0	1	4	3	0	0	0	0	0	0	0	31.3	39.3	1	4.2	0	0	0.0	0	0.0
1445	19	19	0	17	1	0	0		1445	0	0	0	0	1	4	3	0	0	0	0	0	0	0	35.4	46.9	4	23.5	0	0	0.0	0	0.0
1500	16	16	1	15	0	0	0		1500	0	0	0	0	2	4	4	0	0	0	0	0	0	0	35.8	46.5	5	26.3	3	1	15.8	0	0.0
1515	19	19	0	19	0	0	0		1515	0	0	0	0	2	4	4	0	0	0	0	0	0	0	31.7	39.7	2	12.5	1	0	6.3	0	0.0
1530	19	19	0	18	1	0	0		1530	0	0	0	0	2	2	2	0	0	0	0	0	0	0	33.8	42.1	4	21.1	0	0	0.0	0	0.0
1545	29	29	2	23	4	0	0		1545	0	0	0	0	2	5	2	0	0	0	0	0	0	0	34.4	41.2	4	21.1	0	0	0.0	0	0.0
1600	23	23	1	19	2	1	0		1600	0	0	0	0	2	5	2	0	0	0	0	0	0	0	31.3	46.2	7	24.1	1	0	7.2	0	0.0
1615	17	17	1	15	1	0	0		1615	0	0	0	0	1	6	1	0	0	0	0	0	0	0	34.3	41.1	4	17.4	1	0	4.3	0	0.0
1630	15	15	2	12	1	0	0		1630	0	0	0	0	1	6	1	0	0	0	0	0	0	0	37.0	45.9	8	47.1	2	0	11.8	0	0.0
1645	18	18	1	16	1	0	0		1645	0	0	0	0	2	6	1	0	0	0	0	0	0	0	36.2	47.3	5	33.3	3	0	20.0	1	6.7
1700	19	19	1	17	1	0	0		1700	0	0	0	0	2	7	1	0	0	0	0	0	0	0	31.7	40.2	2	11.1	0	0	0.0	0	0.0
1715	17	17	1	15	1	0	0		1715	0	0	0	0	1	7	1	0	0	0	0	0	0	0	34.2	45.0	5	26.3	2	0	10.5	0	0.0
1730	12	12	3	8	1	0	0		1730	0	0	0	0	1	7	1	0	0	0	0	0	0	0	30.9	38.4	0	0.0	0	0	0.0	0	0.0
1745	17	17	0	15	2	0	0		1745	0	0	0	0	1	7	1	0	0	0	0	0	0	0	36.7	47.7	4	33.3	2	0	16.7	0	0.0
1800	14	14	0	14	0	0	0		1800	0	0	0	0	1	7	1	0	0	0	0	0	0	0	37.2	44.0	2	35.3	1	0	5.9	0	0.0
1815	7	7	0	7	0	0	0		1815	0	0	0	0	1	8	1	0	0	0	0	0	0	0	33.4	41.0	2	14.3	0	0	0.0	0	0.0
1830	13	13	2	11	0	0	0		1830	0	0	0	0	1	9	1	0	0	0	0	0	0	0	34.0	44.4	2	15.4	1	0	7.7	0	0.0
1845	12	12	0	12	0	0	0		1845	0	0	0	0	1	9	1	0	0	0	0	0	0	0	40.2	50.6	5	41.7	2	0	16.7	2	16.7
1900	11	11	0	8	3	0	0		1900	0	0	0	0	1	9	1	0	0	0	0	0	0	0	34.2	43.2	4	36.4	2	0	16.7	0	0.0
1915	12	12	0	9	3	0	0		1915	0	0	0	0	2	9	1	0	0	0	0	0	0	0	36.1	50.1	5	41.7	4	0	33.3	0	0.0
1930	13	13	1	11	1	0	0		1930	0	0	0	0	1	9	1	0	0	0	0	0	0	0	35.1	49.9	3	23.1	2	0	15.4	1	7.7
1945	11	11	0	10	1	0	0		1945	0	0	0	0	1	8	1	0	0	0	0	0	0	0	34.2	48.3	3	27.3	2	0	18.2	1	9.1
2000	7	7	1	6	0	0	0		2000	0	0	0	0	1	8	1	0	0	0	0	0	0	0	31.3 -		1	14.3	0	0	0.0	0	0.0
2015	15	15	0	14	1	0	0		2015	0	0	0	0	2	8	1	0	0	0	0	0	0	0	36.1	48.6	4	26.7	3	0	20.0	1	6.7
2030	8	8	0	8	0	0	0		2030	0	0	0	0	2	5	1	0	0	0	0	0	0	0	39.7 -		4	50.0	3	0	37.5	1	12.5
2045	5	5	0	5	0	0	0		2045	0	0	0	0	2	5	1	0	0	0	0	0	0	0	42.9 -		2	40.0	1	0	20.0	0	0.0
2100	10	10	0	9	1	0	0		2100	0	0	0	0	2	6	1	0	0	0	0	0	0	0	37.7 -		4	40.0	1	0	12.5	0	0.0
2115	8	8	0	6	1	0	0		2115	0	0	0	0	1	6	1	0	0	0	0	0	0	0	38.0 -		2	25.0	1	0	12.5	0	0.0
2130	5	5	0	3	2	0	0		2130	0	0	0	0	1	4	1	0	0	0	0	0	0	0	35.9 -		0	0.0	0	0	0.0	0	0.0
2145	6	6	0	6	0	0	0		2145	0	0	0	0	2	4	1	0	0	0	0	0	0	0	33.8 -		1	16.7	1	0	16.7	0	0.0
2200	8	8	1	5	1	1	0		2200	0	0	0	0	2	3	2	0	0	0	0	0	0	0	33.6 -		1	12.5	1	0	12.5	0	0.0
2215	2	2	0	2	0	0	0		2215	0	0	0	0	1	3	1	0	0	0	0	0	0	0	34.8 -		1	50.0	1	0	0.0	0	0.0
2230	6	6	0	6	0	0	0		2230	0	0	0	0	1	2	1	0	0	0	0	0	0	0	39.4 -		2	33.3	1	0	16.7	0	0.0
2245	1	1	0	1	0	0	0		2245	0	0	0	0	1	2	1	0	0	0	0	0	0	0	40.8 -		1	100.0	0	0	0.0	0	0.0
2300	3	3	1	2	0	0	0		2300	0	0	0	0	1	2	1	0	0	0	0	0	0	0	33.9 -		0	0.0	0	0	0.0	0	0.0
2315	2	2	0	2	0	0	0		2315	0	0	0	0	1	2	1	0	0	0	0	0	0	0	38.6 -		1	50.0	0	0	0.0	0	0.0
2330	1	1	0	0	0	0	0		2330	0	0	0	0	1	1	1	0	0	0	0	0	0	0	25.8 -		0	0.0	0	0	0.0	0	0.0
2345	0	0	0	0	0	0	0		2345	0	0	0	0	0	0	0	0	0	0	0	0	0	0	-		0	0.0	0	0	0.0	0	0.0
07-19	694	33	798	57	3	3	0		07-19	7	36	56	53	150	232	211	94	37	14	4	0	0	0	32.4	40.8	149	16.7	44	4.9	8	0.9
06-22	1015	36	902	70	4	3	0		06-22	8	39	59	59	163	263	236	113	48	20	7	0	0	0	32.9	41.3	188	18.5	63	6.2	14	1.4
06-00	1038	39	920	71	4	0	0		06-00	8	39	59	60	167	268	243	117	49	21	7	0	0	0	32.9	41.3	194	18.7	65	6.3	14	1.3
00-00	1062	39	940	75	4	4	0		00-00	8	39	60	60	170	278	246	122	50	22	7	0	0	0	33.0	41.3	201	18.9	66	6.2	14	1.3

DIR 2

	TOTAL	CLASS 1	CLASS 2	CLASS 3	CLASS 4	CLASS 5	CLASS 6	TIME	0-10mph	10-15mph	15-20mph	20-25mph	25-30mph	30-35mph	35-40mph	40-45mph	45-50mph	50-60mph	60-70mph	70-80mph	80-90mph	90mph+	AVG SPD	85%ile	PSL SPEEDING	PSL% SPEEDING	ACPO SPEEDING	ACPO% SPEEDING	DfT SPEEDING	DfT% SPEEDING

PROJECT 35202 Ashford, Kent

SITE 35202-004

LOCATION CHART ROAD

DIRECTION **WESTBOUND ←**

PSL 40mph

	ALL VEHICLES	Mcycles	Cars, taxis, 4WD	LGV	OGV1	OGV2	PSV		0 - 10 mph	10 - 15 mph	15 - 20 mph	20 - 25 mph	25 - 30 mph	30 - 35 mph	35 - 40 mph	40 - 45 mph	45 - 50 mph	50 - 60 mph	60 - 70 mph	70 - 80 mph	80 - 90 mph	90 - 100 mph	AVG SPD	85%ile	> 40mph	% > 40mph

Mon 01 May

DAY 7	Total	Cls 1	Cls 2	Cls 3	Cls 4	Cls 5	Cls 6	Fix1	Time [--	Vbin 0 10	Vbin 10 15	Vbin 15 20	Vbin 20 25	Vbin 25 30	Vbin 30 35	Vbin 35 40	Vbin 40 45	Vbin 45 50	Vbin 50 60	Vbin 60 70	Vbin 70 80	Vbin 80 90	Vbin 90 100	Mean	Vpp 85	]PSL 40	]PSL% 40	]SL1 46 ACPO	]SL1% 46 ACPO	]SL2 55 DFT	]SL2% 55 DFT
0000	0	0	0	0	0	0	0		0000	0	0	0	0	0	0	0	0	0	0	0	0	0	0	-	-	0	0.0	0	0.0	0	0.0
0015	3	0	3	0	0	0	0		0015	0	0	0	0	0	0	1	2	0	0	0	0	0	0	40.5	-	2	66.7	0	0.0	0	0.0
0030	0	0	0	0	0	0	0		0030	0	0	0	0	0	0	0	0	0	0	0	0	0	0	-	-	0	0.0	0	0.0	0	0.0
0045	0	0	0	0	0	0	0		0045	0	0	0	0	0	0	0	0	0	0	0	0	0	0	-	-	0	0.0	0	0.0	0	0.0
0100	0	0	0	0	0	0	0		0100	0	0	0	0	0	0	0	0	0	0	0	0	0	0	-	-	0	0.0	0	0.0	0	0.0
0115	0	0	0	0	0	0	0		0115	0	0	0	0	0	0	0	0	0	0	0	0	0	0	-	-	0	0.0	0	0.0	0	0.0
0130	0	0	0	0	0	0	0		0130	0	0	0	0	0	0	0	0	0	0	0	0	0	0	-	-	0	0.0	0	0.0	0	0.0
0145	0	0	0	0	0	0	0		0145	0	0	0	0	0	0	0	0	0	0	0	0	0	0	-	-	0	0.0	0	0.0	0	0.0
0200	0	0	0	0	0	0	0		0200	0	0	0	0	0	0	0	0	0	0	0	0	0	0	-	-	0	0.0	0	0.0	0	0.0
0215	0	0	0	0	0	0	0		0215	0	0	0	0	0	0	0	0	0	0	0	0	0	0	-	-	0	0.0	0	0.0	0	0.0
0230	0	0	0	0	0	0	0		0230	0	0	0	0	0	0	0	0	0	0	0	0	0	0	-	-	0	0.0	0	0.0	0	0.0
0245	0	0	0	0	0	0	0		0245	0	0	0	0	0	0	0	0	0	0	0	0	0	0	-	-	0	0.0	0	0.0	0	0.0
0300	0	0	0	0	0	0	0		0300	0	0	0	0	0	0	0	0	0	0	0	0	0	0	-	-	0	0.0	0	0.0	0	0.0
0315	2	0	1	1	0	0	0		0315	0	0	0	0	0	0	0	2	0	0	0	0	0	0	44.5	-	2	100.0	0	0.0	0	0.0
0330	0	0	0	0	0	0	0		0330	0	0	0	0	0	0	0	0	0	0	0	0	0	0	-	-	0	0.0	0	0.0	0	0.0
0345	0	0	0	0	0	0	0		0345	0	0	0	0	0	0	0	0	0	0	0	0	0	0	-	-	0	0.0	0	0.0	0	0.0
0400	0	0	0	0	0	0	0		0400	0	0	0	0	0	0	0	0	0	0	0	0	0	0	-	-	0	0.0	0	0.0	0	0.0
0415	0	0	0	0	0	0	0		0415	0	0	0	0	0	0	0	0	0	0	0	0	0	0	-	-	0	0.0	0	0.0	0	0.0
0430	0	0	0	0	0	0	0		0430	0	0	0	0	0	0	0	0	0	0	0	0	0	0	-	-	0	0.0	0	0.0	0	0.0
0445	0	0	0	0	0	0	0		0445	0	0	0	0	0	0	0	0	0	0	0	0	0	0	-	-	0	0.0	0	0.0	0	0.0
0500	1	0	0	1	0	0	0		0500	0	0	0	0	0	0	1	0	0	0	0	0	0	0	39.3	-	0	0.0	0	0.0	0	0.0
0515	0	0	0	0	0	0	0		0515	0	0	0	0	0	0	0	0	0	0	0	0	0	0	-	-	0	0.0	0	0.0	0	0.0
0530	0	0	0	0	0	0	0		0530	0	0	0	0	0	0	0	0	0	0	0	0	0	0	-	-	0	0.0	0	0.0	0	0.0
0545	2	0	2	0	0	0	0		0545	0	0	0	0	0	1	0	1	0	0	0	0	0	0	37.2	-	1	50.0	0	0.0	0	0.0
0600	0	0	0	0	0	0	0		0600	0	0	0	0	0	0	0	0	0	0	0	0	0	0	-	-	0	0.0	0	0.0	0	0.0
0615	1	0	1	0	0	0	0		0615	0	0	0	0	0	0	1	0	0	0	0	0	0	0	39.0	-	0	0.0	0	0.0	0	0.0
0630	1	0	1	0	0	0	0		0630	0	0	0	0	0	0	1	0	0	0	0	0	0	0	37.7	-	0	0.0	0	0.0	0	0.0
0645	6	0	5	0	0	1	0		0645	0	0	0	0	2	0	2	2	0	0	0	0	0	0	34.9	-	2	33.3	0	0.0	0	0.0
0700	4	0	3	0	1	0	0		0700	0	0	0	0	1	0	0	3	0	0	0	0	0	0	40.0	-	3	75.0	0	0.0	0	0.0
0715	1	0	0	1	0	0	0		0715	0	0	0	0	0	0	0	1	0	0	0	0	0	0	41.4	-	1	100.0	0	0.0	0	0.0
0730	4	0	4	0	0	0	0		0730	0	0	0	1	0	0	2	1	0	0	0	0	0	0	34.7	-	1	25.0	0	0.0	0	0.0
0745	4	1	3	0	0	0	0		0745	0	2	0	0	0	0	2	0	0	0	0	0	0	0	25.7	-	0	0.0	0	0.0	0	0.0
0800	5	0	5	0	0	0	0		0800	0	0	1	0	0	3	1	0	0	0	0	0	0	0	29.8	-	0	0.0	0	0.0	0	0.0
0815	7	2	4	1	0	0	0		0815	0	2	0	0	1	0	3	0	0	1	0	0	0	0	30.8	-	1	14.3	1	14.3	0	0.0
0830	7	2	4	1	0	0	0		0830	0	1	1	0	0	2	2	1	0	0	0	0	0	0	30.5	-	1	14.3	0	0.0	0	0.0
0845	15	1	13	1	0	0	0		0845	0	1	0	0	2	4	3	4	1	0	0	0	0	0	35.7	44.1	5	33.3	0	0.0	0	0.0
0900	11	2	8	0	0	1	0		0900	0	0	0	0	3	1	4	1	1	1	0	0	0	0	37.5	48.6	3	27.3	1	9.1	1	9.1
0915	21	2	15	3	1	0	0		0915	1	2	0	0	6	6	4	1	0	1	0	0	0	0	30.2	38.9	2	9.5	1	4.8	0	0.0
0930	18	1	16	1	0	0	0		0930	0	0	1	3	3	6	2	2	1	0	0	0	0	0	32.0	41.2	3	16.7	1	5.6	0	0.0
0945	12	1	11	0	0	0	0		0945	0	1	0	1	3	3	3	0	1	0	0	0	0	0	31.1	36.7	1	8.3	0	0.0	0	0.0
1000	13	1	11	1	0	0	0		1000	1	0	1	0	3	0	2	1	3	2	0	0	0	0	36.3	52.2	6	46.2	4	30.8	1	7.7
1015	20	2	17	1	0	0	0		1015	0	3	0	3	4	6	4	0	0	0	0	0	0	0	28.1	36.7	0	0.0	0	0.0	0	0.0
1030	13	0	12	1	0	0	0		1030	0	0	1	1	2	3	4	1	1	0	0	0	0	0	33.3	41.6	2	15.4	1	7.7	0	0.0
1045	20	1	15	3	0	1	0		1045	0	3	5	0	3	5	3	1	0	0	0	0	0	0	26.2	35.8	1	5.0	0	0.0	0	0.0
1100	16	0	15	1	0	0	0		1100	0	0	0	0	3	6	6	1	0	0	0	0	0	0	33.5	38.5	1	6.3	0	0.0	0	0.0
1115	8	0	6	2	0	0	0		1115	0	1	2	1	0	3	1	0	0	0	0	0	0	0	25.4	-	0	0.0	0	0.0	0	0.0
1130	13	0	13	0	0	0	0		1130	0	0	1	2	1	5	0	4	0	0	0	0	0	0	32.5	43.0	4	30.8	0	0.0	0	0.0
1145	19	1	16	1	1	0	0		1145	0	1	0	0	2	8	6	2	0	0	0	0	0	0	33.3	38.5	2	10.5	0	0.0	0	0.0
1200	17	0	16	0	1	0	0		1200	0	1	2	1	1	4	3	4	1	0	0	0	0	0	33.1	44.1	5	29.4	1	5.9	0	0.0
1215	24	0	23	1	0	0	0		1215	0	0	3	3	4	6	7	1	0	0	0	0	0	0	30.3	37.2	1	4.2	0	0.0	0	0.0
1230	25	0	22	3	0	0	0		1230	0	1	0	1	2	10	7	1	3	0	0	0	0	0	34.3	44.4	4	16.0	1	4.0	0	0.0
1245	22	0	22	0	0	0	0		1245	0	0	0	1	1	5	10	4	1	0	0	0	0	0	37.0	40.6	5	22.7	1	4.5	0	0.0
1300	12	0	12	0	0	0	0		1300	0	0	2	4	3	1	1	1	0	0	0	0	0	0	27.1	36.0	1	8.3	0	0.0	0	0.0
1315	16	0	14	2	0	0	0		1315	0	2	0	2	0	4	4	2	2	0	0	0	0	0	32.7	43.0	4	25.0	1	6.3	0	0.0
1330	13	1	12	0	0	0	0		1330	0	0	1	0	1	3	4	1	2	0	1	0	0	0	38.5	46.8	4	30.8	2	15.4	1	7.7
1345	16	1	14	1	0	0	0		1345	0	1	0	1	2	4	6	1	0	1	0	0	0	0	33.6	41.5	2	12.5	1	6.3	0	0.0
1400	15	0	14	1	0	0	0		1400	1	0	0	1	1	2	5	5	0	0	0	0	0	0	34.3	41.5	5	33.3	0	0.0	0	0.0
1415	16	0	16	0	0	0	0		1415	0	2	0	2	0	6	3	1	2	0	0	0	0	0	32.7	43.1	3	18.8	2	12.5	0	0.0
1430	7	0	7	0	0	0	0		1430	1	0	0	1	1	2	1	1	0	0	0	0	0	0	28.5	-	1	14.3	0	0.0	0	0.0
1445	11	0	10	1	0	0	0		1445	0	0	1	0	1	1	3	4	1	0	0	0	0	0	37.2	44.1	5	45.5	1	9.1	0	0.0
1500	16	0	14	2	0	0	0		1500	0	0	1	1	4	2	6	0	2	0	0	0	0	0	33.3	42.7	2	12.5	2	12.5	0	0.0
1515	16	0	15	1	0	0	0		1515	0	0	0	0	4	3	7	2	0	0	0	0	0	0	35.4	39.8	2	12.5	0	0.0	0	0.0
1530	29	5	18	6	0	0	0		1530	0	2	1	1	3	6	8	5	3	0	0	0	0	0	34.2	43.2	8	27.6	1	3.4	0	0.0
1545	15	1	14	0	0	0	0		1545	1	0	2	0	1	3	7	0	0	1	0	0	0	0	32.9	39.7	1	6.7	1	6.7	0	0.0
1600	16	0	14	2	0	0	0		1600	0	1	0	2	4	5	3	0	0	0	1	0	0	0	32.2	38.5	1	6.3	1	6.3	1	6.3
1615	21	1	20	0	0	0	0		1615	1	1	0	2	4	4	5	3	1	0	0	0	0	0	31.9	42.0	4	19.1	1	4.8	0	0.0
1630	17	0	16	1	0	0	0		1630	0	0	2	1	2	6	4	2	0	0	0	0	0	0	31.1	38.4	2	11.8	0	0.0	0	0.0
1645	13	1	11	1	0	0	0		1645	0	1	0	2	3	2	2	1	1	1	0	0	0	0	32.3	45.4	3	23.1	1	7.7	0	0.0
1700	22	1	20	1	0	0	0		1700	0	1	0	0	1	4	11	4	1	0	0	0	0	0	35.9	42.4	5	22.7	1	4.5	0	0.0
1715	11	0	10	1	0	0	0		1715	0	0	0	1	0	2	5	1	2	0	0	0	0	0	37.2	47.6	3	27.3	2	18.2	0	0.0
1730	16	0	14	2	0	0	0		1730	0	0	1	0	1	2	7	2	2	1	0	0	0	0	36.9	45.7	5	31.3	1	6.3	0	0.0
1745	14	0	14	0	0	0	0		1745	0	0	0	0	0	3	4	4	1	2	0	0	0	0	40.5	49.9	7	50.0	2	14.3	0	0.0
1800	13	0	13	0	0	0	0		1800	0	0	0	0	0	3	3	7	0	0	0	0	0	0	39.0	43.6	7	53.9	0	0.0	0	0.0
1815	15	1	14	0	0	0	0		1815	0	0	1	1	1	1	6	4	1	0	0	0	0	0	36.4	44.2	5	33.3	1	6.7	0	0.0
1830	7	0	6	1	0	0	0		1830	0	0	1	1	1	0	2	2	0	0	0	0	0	0	32.9	-	2	28.6	0	0.0	0	0.0
1845	12	0	11	1	0	0	0		1845	0	1	0	0	1	4	2	0	4	0	0	0	0	0	37.0	48.1	4	33.3	2	16.7	0	0.0
1900	2	0	1	1	0	0	0		1900	0	0	0	0	2	0	0	0	0	0	0	0	0	0	27.9	-	0	0.0	0	0.0	0	0.0
1915	8	0	7	1	0	0	0		1915	0	0	0	0	1	1	0	5	1	0	0	0	0	0	40.5	-	6	75.0	1	12.5	0	0.0
1930	13	0	13	0	0	0	0		1930	0	0	0	0	1	5	3	2	1	0	1	0	0	0	38.3	46.0	4	30.8	2	15.4	1	7.7
1945	12	0	10	1	1	0	0		1945	0	0	0	0	1	2	4	3	2	0	0	0	0	0	37.8	45.6	5	41.7	1	8.3	0	0.0
2000	13	3	10	0	0	0	0		2000	0	1	0	1	1	2	3	2	3	0	0	0	0	0	36.0	46.2	5	38.5	2	15.4	0	0.0
2015	9	0	8	1	0	0	0		2015	0	0	0	1	0	2	3	3	0	0	0	0	0	0	37.1	-	3	33.3	0	0.0	0	0.0
2030	7	0	6	1	0	0	0		2030	0	0	1	1	0	1	2	0	2	0	0	0	0	0	35.1	-	2	28.6	1	14.3	0	0.0
2045	6	0	6	0	0	0	0		2045	0	0	0	1	0	3	1	1	0	0	0	0	0	0	33.3	-	1	16.7	0	0.0	0	0.0
2100	7	1	5	1	0	0	0		2100	0	0	0	0	0	1	2	4	0	0	0	0	0	0	39.8	-	4	57.1	0	0.0	0	0.0
2115	5	0	5	0	0	0	0		2115	0	0	0	0	0	2	2	0	0	1	0	0	0	0	38.8	-	1	20.0	1	20.0	0	0.0
2130	2	0	1	0	1	0	0		2130	1	0	0	0	0	0	0	1	0	0	0	0	0	0	25.5	-	1	50.0	0	0.0	0	0.0
2145	4	0	4	0	0	0	0		2145	0	0	0	0	0	2	2	0	0	0	0	0	0	0	35.7	-	0	0.0	0	0.0	0	0.0
2200	7	0	6	1	0	0	0		2200	0	0	0	1	0	2	2	0	1	1	0	0	0	0	36.9	-	2	28.6	1	14.3	0	0.0
2215	1	0	1	0	0	0	0		2215	0	0	0	0	0	0	0	1	0	0	0	0	0	0	43.2	-	1	100.0	0	0.0	0	0.0
2230	2	0	2	0	0	0	0		2230	0	0	0	0	0	2	0	0	0	0	0	0	0	0	33.1	-	0	0.0	0	0.0	0	0.0
2245	1	0	1	0	0	0	0		2245	0	0	0	0	0	0	0	0	0	1	0	0	0	0	51.6	-	1	100.0	1	100.0	0	0.0
2300	2	0	2	0	0	0	0		2300	0	0	0	0	0	0	2	0	0	0	0	0	0	0	38.6	-	0	0.0	0	0.0	0	0.0
2315	2	0	2	0	0	0	0		2315	0	0	0	1	0	1	0	0	0	0	0	0	0	0	27.6	-	0	0.0	0	0.0	0	0.0
2330	2	0	1	1	0	0	0		2330	0	0	0	0	0	1	0	1	0	0	0	0	0	0	37.0	-	1	50.0	0	0.0	0	0.0
2345	1	0	1	0	0	0	0		2345	0	0	0	0	0	0	0	1	0	0	0	0	0	0	44.3	-	1	100.0	0	0.0	0	0.0
07-19	678	29	597	46	4	2	0	07-19	6	31	31	41	84	159	188	87	38	11	2	0	0	0	33.4	41.5	138	20.4	35	5.2	4	0.6
06-22	774	33	680	52	6	3	0	06-22	7	32	32	45	92	180	214	110	47	12	3	0	0	0	33.8	42.2	172	22.2	43	5.6	5	0.6
06-00	792	33	696	54	6	3	0	06-00	7	32	32	47	92	186	218	113	48	14	3	0	0	0	33.9	42.5	178	22.5	45	5.7	5	0.6
00-00	800	33	702	56	6	3	0	00-00	7	32	32	47	92	187	220	118	48	14	3	0	0	0	34.0	42.7	183	22.9	45	5.6	5	0.6

ATC SUMMARY REPORT

PROJECT	35202 Ashford, Kent
LOCATION	35202-004 - Chart Road
LOC. DESC.	Chart Road
START DATE	Tue 02 May, 2023
END DATE	Mon 08 May, 2023
SPEED LIMIT	40mph
SURVEY TYPE	7-day ATC, 15min periods, 6 veh. classes

OVERVIEW
A 7-day automatic traffic count on Chart Road, commencing Tue 02 May 2023, recorded a total of 20,019 vehicles. The posted speed limit of 40mph was exceeded by 20.4% of vehicles, and the seasonally adjusted, combined AADT value is 2,952 (see Equipment & Methodology below).

COMBINED

Total recorded volume	**20,019**
Avg daily volume (based on 7 days)	2,859.9
Average daily speed (7 days)	34.0mph
Average daily 85%ile (7 days)	41.6mph
AADT (annual average daily traffic)	2,952
Avg weekday volume (Mon-Fri, 24hrs)	3,187.2
Avg weekday speed (Mon-Fri, 24hrs)	34.1mph
Avg 12hr weekday volume (Mon-Fri, 0700-1900)	2,737.8
Avg 12hr weekday speed (Mon-Fri, 0700-1900)	33.7mph

The combined summary on the left shows the total volumes, average speeds, AADT and 85%iles recorded in both directions from all the recorded data. Speeding vehicles are defined as those travelling 41mph and above.

The summaries below provide directionalised details including speeding percentages and weekday daytime details.

EASTBOUND →

Total recorded volume	**11,371**
Avg daily volume (based on 7 days)	1,624.4
Average daily speed (7 days)	35.4mph
Average daily 85%ile (7 days)	41.7mph
% of vehicles exceeding 40mph	21.2%
Avg weekday volume (Mon-Fri, 24hrs)	1,854.4
Avg weekday speed (Mon-Fri, 24hrs)	35.6mph
Avg 12hr weekday volume (Mon-Fri, 0700-1900)	1,625.8
Avg 12hr weekday speed (Mon-Fri, 0700-1900)	35.5mph
Avg 12hr weekday 85%ile (Mon-Fri, 0700-1900)	41.4mph

WESTBOUND ←

Total recorded volume	**8,648**
Avg daily volume (based on 7 days)	1,235.4
Average daily speed (7 days)	32.6mph
Average daily 85%ile (7 days)	41.5mph
% of vehicles exceeding 40mph	19.6%
Avg weekday volume (Mon-Fri, 24hrs)	1,332.8
Avg weekday speed (Mon-Fri, 24hrs)	32.5mph
Avg 12hr weekday volume (Mon-Fri, 0700-1900)	1,112.0
Avg 12hr weekday speed (Mon-Fri, 0700-1900)	31.9mph
Avg 12hr weekday 85%ile (Mon-Fri, 0700-1900)	41.0mph

SITE LOCATION

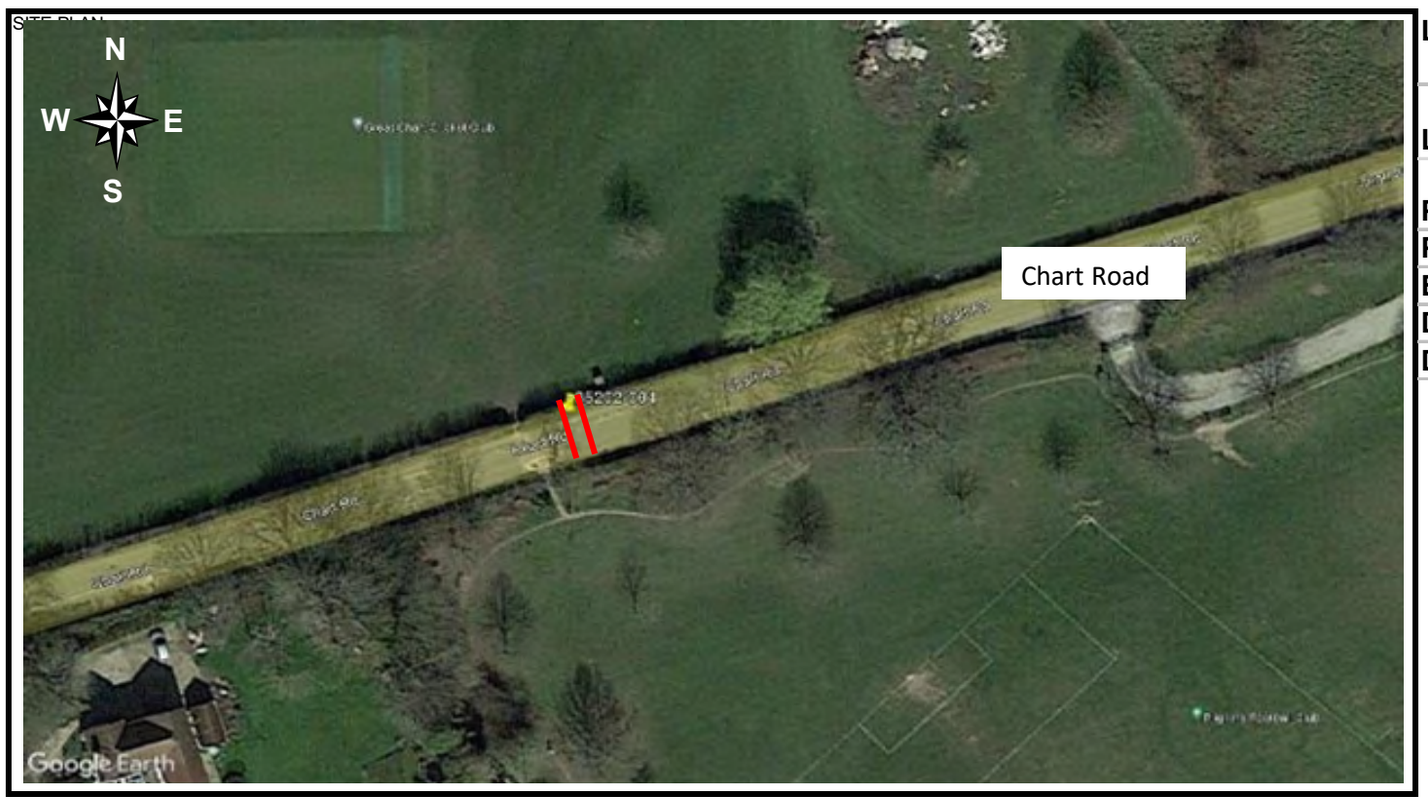

Location	Chart Road
Lat, lng.	51° 8'43.00"N, 0°50'8.32"E
Project & site	35202-004
PSL	40mph
Bus route	No
Direction 1	Eastbound→
Direction 2	Westbound←

DAILY SPEEDS

EASTBOUND →

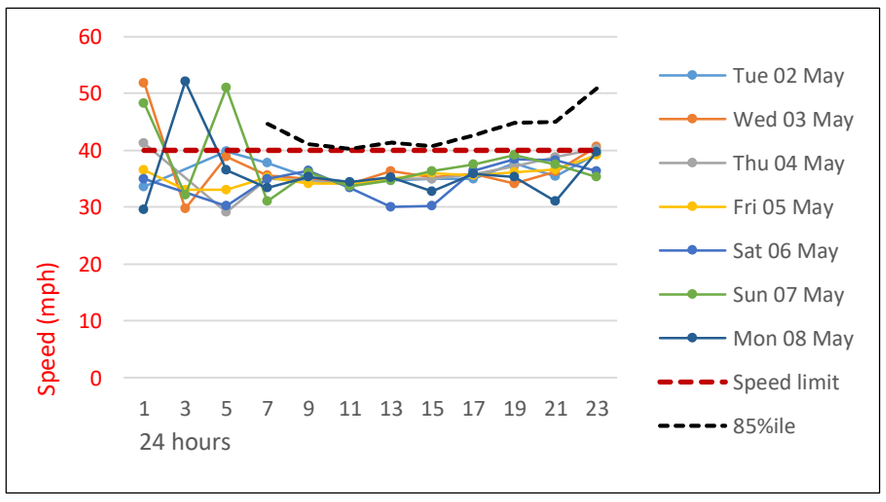

WESTBOUND ←

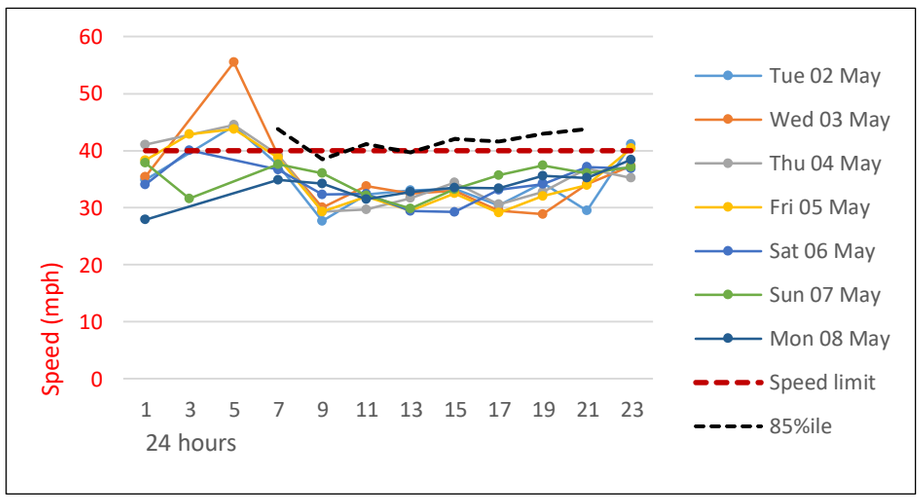

Average daily speeds (solid thin colours) and 85%ile (dashed black) compared against 40mph posted speed limit (dashed red). The 85%ile is the speed at which 85% of all vehicles are observed to travel under free flowing conditions. A minimum of ten vehicles per speed bin is required for this calculation, hence the overnight low-volume 85%ile values may be zero.

The peak average eastbound daytime speed was 45.7mph at 18:15 on Sat 06 May, whilst the peak average westbound speed was 42.9mph at 07:00 on Sat 06 May (based on 15min averages between 0700 & 1900).

HOURLY VOLUMES

EASTBOUND →

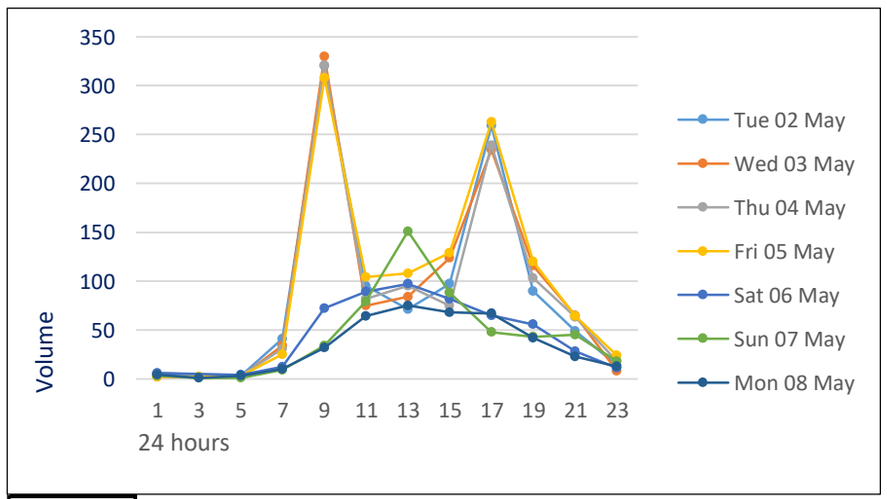

→ Hourly eastbound traffic volumes over each 24hr period for 7 days from all available data.

WESTBOUND ←

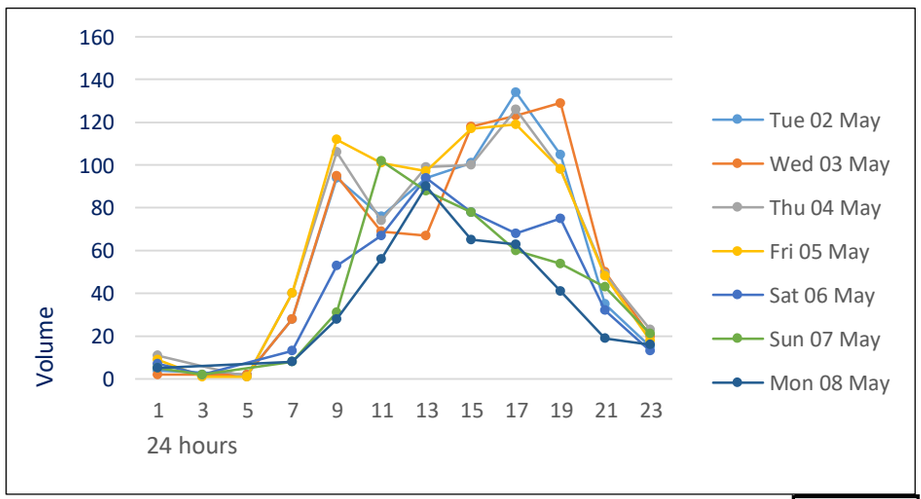

Hourly westbound traffic volumes over each 24hr period for 7 days from all available data. ←

15min VOL & SPEED

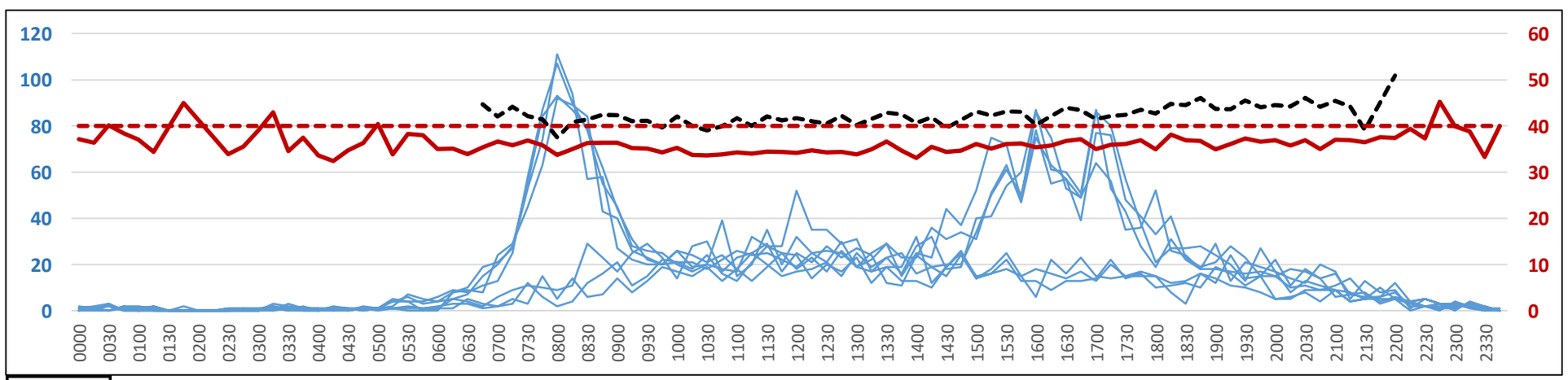

→ 15min daily eastbound flows (blue), against the average speed (red) and 85%ile (dotted black) for each 15min period over the 7-day period.

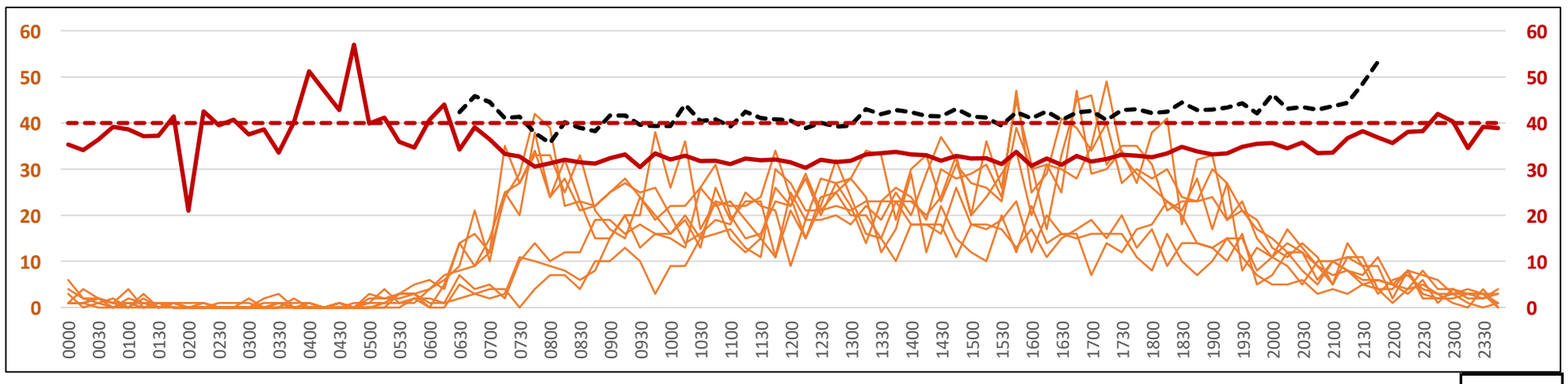

15min daily westbound flows (orange), against the average weekly speed (red) and 85%ile (dotted black) for each 15min period over the 7-day period. ←

DAILY VOLUMES

EAST & WESTBOUND

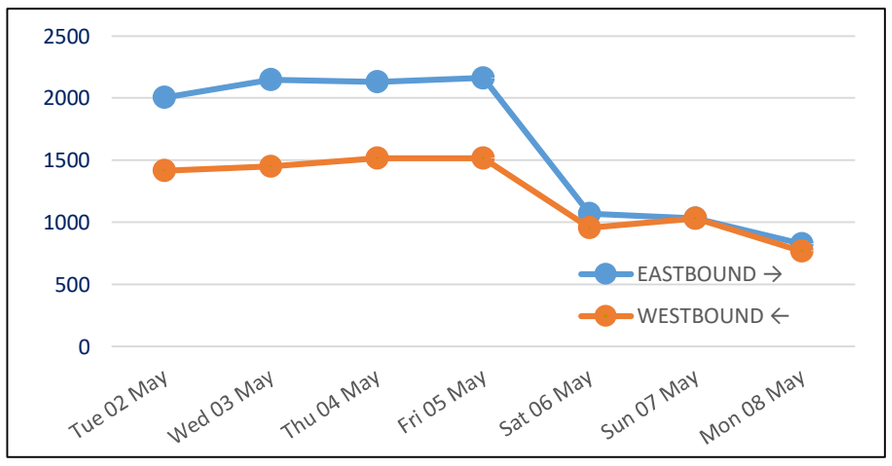

Total 24hr eastbound (blue) and westbound (orange) traffic volumes over 7 consecutive days from all available data.

Unusually, the lowest volumes were NOT recorded on a Sunday but on the Monday, whilst the highest was on the Friday.

7-DAY AVERAGE CLASSES

EASTBOUND 7-DAY AVG →

TIME	MOTOR CYCLES	CARS / LGV	OGV1	OGV2	PSV	TOTAL
0000	0.1	3.9	0.0	0.0	0.0	**4.0**
0100	0.1	1.4	0.1	0.0	0.0	**1.7**
0200	0.0	0.9	0.0	0.0	0.0	**0.9**
0300	0.0	3.4	0.1	0.0	0.0	**3.6**
0400	0.3	2.4	0.0	0.0	0.0	**2.7**
0500	0.4	8.3	0.1	0.0	0.0	**8.9**
0600	1.9	21.0	0.1	0.1	0.0	**23.1**
0700	2.3	109.1	1.3	0.1	0.0	**112.9**
0800	1.3	197.1	2.7	0.3	1.0	**202.4**
0900	1.4	90.6	1.6	0.1	0.0	**93.7**
1000	2.6	79.6	1.7	0.1	0.0	**84.0**
1100	2.0	84.9	1.7	0.6	0.3	**89.4**
1200	3.6	91.4	1.4	0.7	0.1	**97.3**
1300	2.3	78.7	1.0	0.1	0.0	**82.1**
1400	2.9	89.7	2.1	0.0	0.0	**94.7**
1500	2.3	142.6	2.0	0.3	0.0	**147.1**
1600	2.0	162.3	3.0	0.6	0.0	**167.9**
1700	3.0	152.1	1.0	0.3	0.0	**156.4**
1800	1.1	79.3	1.0	0.0	0.0	**81.4**
1900	1.6	67.4	1.0	0.0	0.0	**70.0**
2000	1.4	46.6	0.1	0.0	0.0	**48.1**
2100	0.1	30.0	0.9	0.0	0.0	**31.0**
2200	0.3	14.9	0.0	0.0	0.0	**15.1**
2300	0.0	5.9	0.0	0.0	0.0	**5.9**
12hr TTL	**26.7**	**1357.4**	**20.6**	**3.3**	**1.4**	**1409.4**
24hr TTL	**33.0**	**1563.4**	**23.1**	**3.4**	**1.4**	**1624.4**
	2%	96%	1%	0%	0%	

WESTBOUND 7-DAY AVG ←

TIME	MOTOR CYCLES	CARS / LGV	OGV1	OGV2	PSV	TOTAL
0000	0.1	6.0	0.0	0.0	0.0	**6.1**
0100	0.3	2.9	0.0	0.0	0.0	**3.1**
0200	0.1	0.6	0.0	0.0	0.0	**0.7**
0300	0.0	2.1	0.0	0.0	0.0	**2.1**
0400	0.0	0.9	0.0	0.0	0.0	**0.9**
0500	0.1	6.9	0.0	0.0	0.0	**7.0**
0600	0.7	21.1	1.1	0.4	0.1	**23.6**
0700	0.4	66.0	1.1	0.4	0.1	**68.1**
0800	1.6	71.3	0.9	0.4	0.0	**74.1**
0900	2.1	72.9	1.1	0.3	0.3	**76.7**
1000	2.0	73.1	2.1	0.6	0.0	**77.9**
1100	2.4	73.9	1.3	0.1	0.1	**77.9**
1200	1.6	85.7	1.3	1.0	0.3	**89.9**
1300	2.0	81.6	1.4	0.3	0.0	**85.3**
1400	1.1	90.9	1.4	0.1	0.3	**93.9**
1500	2.3	93.3	0.4	0.7	0.0	**96.7**
1600	3.3	95.0	0.3	0.4	0.0	**99.0**
1700	3.1	98.4	0.6	0.6	0.1	**102.9**
1800	1.3	82.6	1.0	0.9	0.0	**85.7**
1900	1.4	64.7	0.6	0.4	0.1	**67.3**
2000	1.1	37.7	0.6	0.0	0.0	**39.4**
2100	0.6	29.1	0.1	0.0	0.0	**29.9**
2200	0.7	17.1	0.1	0.0	0.0	**18.0**
2300	0.0	9.1	0.1	0.0	0.0	**9.3**
12hr TTL	**23.3**	**984.6**	**13.0**	**5.9**	**1.3**	**1028.0**
24hr TTL	**28.6**	**1182.9**	**15.7**	**6.7**	**1.6**	**1235.4**
	2%	96%	1%	1%	0%	

Average daily eastbound and westbound volumes by class (condensed to the AQMA scheme), including 12hr totals for 0700-1900 and overall average percentages. Calculated from all available data over 7 days.

CYCLE PROVISION

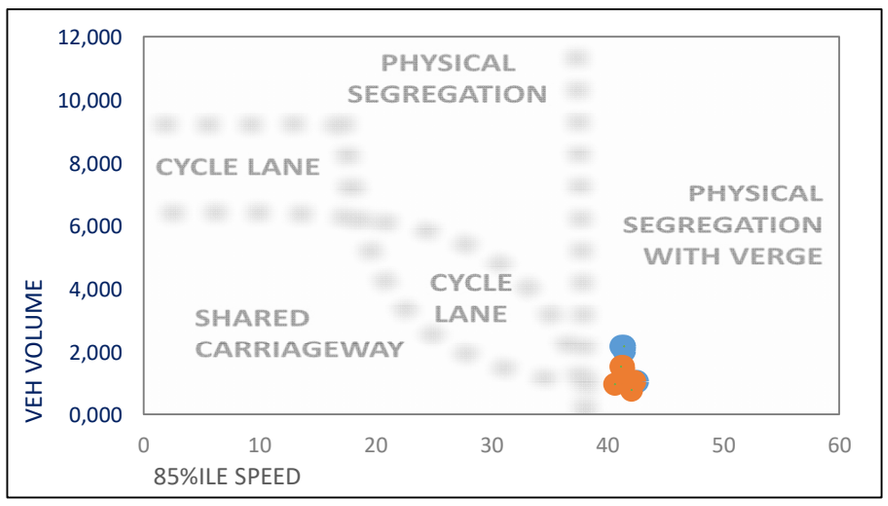

The diagram compares total daily traffic flow (vertical axis) against the average daily 85%ile speed (horizontal axis) to demonstrate cyclist and vulnerable user considerations.

The guidelines are based on the Sustrans Design Manual (Apr 2014); Understanding User Needs, part 2.

Valid 85%iles are required to plot the graph.

METHODOLOGY

Equipment & methodology

Automatic traffic counts are undertaken using a pair of pneumatic tubes installed securely across the carriageway, one metre apart, recording air pulses to determine vehicle speed, class and volume. The ATC equipment generally remains in place for a consecutive seven day period, and the data analysed post-survey.

In queuing conditions, the accuracy of ATC recording equipment will reduce as follows;

- 20 – 30mph: potential reduction of 9% accuracy in volume values
- 10 – 20mph: potential reduction of 26% accuracy in volume values
- 00 – 10mph: potential reduction of 39% accuracy in volume values

These figures are based on multiple ATC results compared against accepted reference values from resilient manual counts.

AADTs are calculated using the seasonal COBA methodology; DMRB Vol. 13, Pt 4:

Equipment damage & failure

Although checked intermittently the equipment remains unmanned for much of the duration of the survey, and can potentially be interfered with, vandalised, damaged or stolen and A-T-R cannot be held responsible for any periods where data has not been captured.

The equipment is located in accordance with the details provided by the client and A-T-R cannot be held responsible for the accuracy of the data or loss of equipment due to theft and vandalism.

Weather & environmental

Inclement conditions during winter months or outbreaks of unseasonable weather may affect survey data collection. This can result in distorted traffic flows or unusable data and should be considered prior to survey approval. Although forecast checks are made prior to the survey commencing, A-T-R cannot be held responsible for the forecast accuracy.

Roadworks & events

Where possible, roadworks checks are made 7 days before the survey commences. Additionally, influencing major local events are also monitored, covering the immediate vicinity of the surveys and any routes likely to affect the outcome of the survey.

CLASS	ABBREV.	DESCRIPTION	LENGTH	COBA
1	MC	Motorcycle	SHORT Up to 5.5m	N/A
2	SV	Cars, taxis, 4WD, vans		CAR & LGV
3	SVT	Class 2 plus trailer	MEDIUM 5.5m to 14.5m	
4	TB2	2 axle truck / bus		OGV1 & PSV
5	TB3	3 axle truck / bus		OGV1
6	T4	4 axle truck		OGV2
7	ART3	3 axle articulated	LONG 11.5m to 19.0m	
8	ART4	4 axle articulated		
9	ART5	5 axle articulated		
10	ART6	6+ axle articulated		

Vehicle classifications

Vehicles recorded by the ATC are placed into one of ten classes based on axle spacing and pattern. This scheme is based on the AustRoad 94 algorithm and modified for UK traffic, referred to as ARX. The table on the left aligns the ARX classifications with the COBA Chapter 8 (Vol 13, Sec 1) classifications.

Under adverse conditions the accuracy of ATC classifications will deteriorate and an appropriate link count should be used for validation.

Disclaimer

Although every attempt is made to achieve accuracy, A-T-R may not be held liable for errors of fact or interpretation.

PROJECT 35202 Ashford, Kent
SITE 35202-004
LOCATION CHART ROAD
DIRECTION **EASTBOUND →**
PSL 40mph

DIR 1

Tue 02 May

DAY 1	TOTAL	CLS 1	CLS 2	CLS 3	CLS 4	CLS 5	CLS 6	TIME	SPD1 0 10	SPD2 10 15	SPD3 15 20	SPD4 20 25	SPD5 25 30	SPD6 30 35	SPD7 35 40	SPD8 40 45	SPD9 45 50	SPD10 50 60	SPD11 60 70	SPD12 70 80	SPD13 80 90	SPD14 90 100	AVG	85%ile	PSL	PSL%	ACPO 46	ACPO% 46	DfT 55	DfT% 55
0000	1	1	0	0	0	0	0	0000	0	0	0	0	0	0	0	0	0	0	0	0	0	0	35.0 -		0	0.0	0	0.0	0	0.0
0015	1	0	1	0	0	0	0	0015	0	0	0	0	0	1	0	0	0	0	0	0	0	0	30.6 -		0	0.0	0	0.0	0	0.0
0030	2	0	1	0	0	0	0	0030	0	0	0	0	0	1	0	0	0	0	0	0	0	0	32.3 -		0	0.0	0	0.0	0	0.0
0045	1	0	1	0	0	0	0	0045	0	0	0	0	0	0	0	0	0	0	0	0	0	0	37.9 -		0	0.0	0	0.0	0	0.0
0100	0	0	0	0	0	0	0	0100	0	0	0	0	0	0	0	0	0	0	0	0	0	0	-		0	0.0	0	0.0	0	0.0
0115	0	0	0	0	0	0	0	0115	0	0	0	0	0	0	0	0	0	0	0	0	0	0	-		0	0.0	0	0.0	0	0.0
0130	0	0	0	0	0	0	0	0130	0	0	0	0	0	0	0	0	0	0	0	0	0	0	-		0	0.0	0	0.0	0	0.0
0145	0	0	0	0	0	0	0	0145	0	0	0	0	0	0	0	0	0	0	0	0	0	0	-		0	0.0	0	0.0	0	0.0
0200	0	0	0	0	0	0	0	0200	0	0	0	0	0	0	0	0	0	0	0	0	0	0	-		0	0.0	0	0.0	0	0.0
0215	0	0	0	0	0	0	0	0215	0	0	0	0	0	0	0	0	0	0	0	0	0	0	-		0	0.0	0	0.0	0	0.0
0230	0	0	0	0	0	0	0	0230	0	0	0	0	0	0	0	0	0	0	0	0	0	0	-		0	0.0	0	0.0	0	0.0
0245	0	0	0	0	0	0	0	0245	0	0	0	0	0	0	0	0	0	0	0	0	0	0	-		0	0.0	0	0.0	0	0.0
0300	0	0	0	0	0	0	0	0300	0	0	0	0	0	0	0	0	0	0	0	0	0	0	-		0	0.0	0	0.0	0	0.0
0315	3	3	0	1	2	0	0	0315	0	0	0	0	0	0	0	0	0	0	0	0	0	0	39.7 -		0	0.0	0	0.0	0	0.0
0330	2	1	0	0	1	0	0	0330	0	0	0	0	0	0	0	0	0	0	0	0	0	0	34.4 -		1	33.3	0	0.0	0	0.0
0345	1	1	0	0	1	0	0	0345	0	0	0	0	0	0	0	0	0	0	0	0	0	0	38.8 -		0	0.0	0	0.0	0	0.0
0400	0	0	0	0	0	0	0	0400	0	0	0	0	0	0	0	0	0	0	0	0	0	0	30.5 -		0	0.0	0	0.0	0	0.0
0415	1	1	0	0	1	0	0	0415	0	0	0	0	0	0	0	0	0	0	0	0	0	0	-		0	0.0	0	0.0	0	0.0
0430	0	0	0	0	0	0	0	0430	0	0	0	0	0	0	0	0	0	0	0	0	0	0	-		0	0.0	0	0.0	0	0.0
0445	2	2	0	0	0	0	0	0445	0	0	0	0	0	0	0	0	0	0	0	0	0	0	-		1	50.0	0	0.0	0	0.0
0500	1	1	0	0	1	0	0	0500	0	0	0	0	0	0	0	0	0	0	0	0	0	0	44.5 -		0	0.0	0	0.0	0	0.0
0515	4	3	0	0	1	0	0	0515	0	0	0	0	0	0	0	0	0	0	0	0	0	0	30.0 -		0	0.0	0	0.0	0	0.0
0530	6	5	0	0	1	0	0	0530	0	0	0	0	0	0	0	0	0	0	0	0	0	0	28.1 -		0	0.0	0	0.0	0	0.0
0545	3	3	0	0	0	0	0	0545	0	0	0	0	0	0	0	0	0	0	0	0	0	0	38.3 -		2	33.3	0	0.0	0	0.0
0600	4	3	0	0	0	0	0	0600	0	0	0	0	0	0	0	0	0	0	0	0	0	0	36.3 -		0	0.0	0	0.0	0	0.0
0615	8	7	0	0	1	0	0	0615	0	0	0	0	0	0	0	0	0	0	0	0	0	0	44.0 -		0	0.0	0	0.0	1	25.0
0630	10	8	2	0	0	0	0	0630	0	0	0	0	0	0	0	0	0	0	0	0	0	0	34.8 -		2	50.0	0	0.0	2	50.0
0645	19	16	1	0	0	0	0	0645	0	0	0	0	0	0	0	0	0	0	0	0	0	0	39.9 -		2	25.0	1	12.5	1	25.0
0700	21	17	2	1	0	0	0	0700	0	0	0	0	0	0	0	0	0	0	0	0	0	0	36.6	47.4	1	10.0	1	10.0	0	0.0
0715	27	21	5	0	0	0	0	0715	0	0	0	0	0	1	0	0	0	0	0	0	0	0	36.7	41.1	3	14.3	2	9.5	0	0.0
0730	53	51	2	0	0	0	0	0730	0	0	0	0	0	0	0	0	0	0	0	0	0	0	36.4	41.6	7	25.9	1	3.7	1	3.7
0745	74	64	9	1	0	0	0	0745	0	0	0	0	0	0	0	0	0	0	0	0	0	0	35.1	40.9	12	22.6	3	5.7	0	0.0
0800	111	94	13	2	0	0	1	0800	0	0	0	0	0	0	0	0	0	0	0	0	0	0	35.2	40.4	14	18.9	4	5.4	2	2.7
0815	94	82	11	1	0	0	0	0815	0	0	0	0	0	0	0	0	0	0	0	0	0	0	34.4	38.5	11	9.9	2	1.8	0	0.0
0830	57	51	5	0	0	0	0	0830	0	0	0	0	0	1	0	0	0	0	0	0	0	0	33.7	37.2	6	6.4	1	1.1	0	0.0
0845	58	50	7	1	0	0	0	0845	0	0	0	0	0	0	0	0	0	0	0	0	0	0	37.5	41.2	15	26.3	4	7.0	0	0.0
0900	27	23	4	0	0	0	0	0900	0	0	0	0	0	0	0	0	0	0	0	0	0	0	39.0	45.5	9	33.3	3	11.1	1	3.7
0915	22	18	4	0	0	0	0	0915	0	0	0	0	0	0	0	0	0	0	0	0	0	0	36.6	41.9	5	22.7	1	4.5	0	0.0
0930	20	19	0	0	0	0	0	0930	0	0	0	0	0	0	0	0	0	0	0	0	0	0	33.6	40.2	3	15.0	0	0.0	0	0.0
0945	20	18	2	0	0	0	0	0945	0	0	0	0	0	0	0	0	0	0	0	0	0	0	35.9	40.9	4	20.0	0	0.0	0	0.0
1000	26	21	3	2	0	0	0	1000	0	0	0	0	0	0	0	0	0	0	0	0	0	0	35.5	41.7	4	15.4	2	7.7	0	0.0
1015	24	19	4	0	0	0	0	1015	0	0	0	0	0	1	0	0	0	0	0	0	0	0	34.7	41.5	4	16.7	2	8.3	1	4.2
1030	21	20	4	1	0	0	0	1030	0	0	0	0	0	0	0	0	0	0	0	0	0	0	35.2	40.8	3	14.3	0	0.0	0	0.0
1045	24	20	2	0	0	0	0	1045	0	0	0	0	0	2	0	0	0	0	0	0	0	0	32.1	39.3	3	12.5	0	0.0	0	0.0
1100	18	13	5	0	0	0	0	1100	0	0	0	0	0	0	0	0	0	0	0	0	0	0	34.8	39.9	2	11.1	0	0.0	0	0.0
1115	25	23	2	0	0	0	0	1115	0	0	0	0	0	0	0	0	0	0	0	0	0	0	37.4	42.0	3	12.5	0	0.0	0	0.0
1130	20	17	3	0	0	0	0	1130	0	0	0	0	0	0	0	0	0	0	0	0	0	0	37.8	45.0	4	20.0	2	10.0	0	0.0
1145	15	13	2	0	0	0	0	1145	0	0	0	0	0	2	0	0	0	0	0	0	0	0	38.3	45.0	8	53.3	2	13.3	0	0.0
1200	17	13	3	1	0	0	0	1200	0	0	0	0	0	3	0	0	0	0	0	0	0	0	34.4	38.0	1	5.9	1	5.9	0	0.0
1215	18	16	0	1	0	0	0	1215	0	0	0	0	0	2	0	0	0	0	0	0	0	0	34.6	37.8	1	5.6	1	5.6	0	0.0
1230	21	15	4	0	0	0	0	1230	0	0	0	0	0	2	0	0	0	0	0	0	0	0	34.4	40.2	3	14.3	1	4.8	0	0.0
1245	25	15	14	0	0	0	0	1245	0	0	0	0	0	3	0	0	0	0	0	0	0	0	35.5	48.3	4	26.7	3	20.0	0	0.0
1300	23	23	2	0	0	0	0	1300	0	0	0	0	0	2	0	0	0	0	0	0	0	0	36.8	41.0	5	20.0	1	4.0	0	0.0
1315	19	16	2	0	0	0	0	1315	0	0	0	0	0	1	0	0	0	0	0	0	0	0	35.4	41.3	5	26.3	1	5.3	0	0.0
1330	23	19	4	0	0	0	0	1330	0	0	0	0	0	0	0	0	0	0	0	0	0	0	33.5	38.9	2	8.7	0	0.0	0	0.0
1345	16	14	0	1	0	0	0	1345	0	0	0	0	0	1	0	0	0	0	0	0	0	0	33.2	42.2	4	25.0	0	0.0	0	0.0
1400	28	25	1	1	0	0	0	1400	0	0	0	0	0	2	0	0	0	0	0	0	0	0	35.1	42.0	6	21.4	2	7.1	0	0.0
1415	32	29	1	1	0	0	0	1415	0	0	0	0	0	0	0	0	0	0	0	0	0	0	34.6	41.5	7	21.9	1	3.1	0	0.0
1430	18	18	0	0	0	0	0	1430	0	0	0	0	0	0	0	0	0	0	0	0	0	0	35.9	40.0	2	11.1	0	0.0	0	0.0
1445	19	16	1	1	0	0	0	1445	0	0	0	0	0	1	0	0	0	0	0	0	0	0	34.7	42.9	4	21.1	1	5.3	0	0.0
1500	40	35	3	3	2	0	0	1500	0	0	0	0	0	0	0	0	0	0	0	0	0	0	35.9	40.6	6	15.0	2	5.0	0	0.0
1515	41	34	7	0	0	0	0	1515	0	0	0	0	0	1	0	0	0	0	0	0	0	0	37.9	44.4	14	34.2	4	9.8	0	0.0
1530	54	49	5	0	0	0	0	1530	0	0	0	0	0	4	0	0	0	0	0	0	0	0	37.4	43.5	18	33.3	6	11.1	0	0.0
1545	60	54	5	0	0	0	0	1545	0	0	0	0	0	5	0	0	0	0	0	0	0	0	36.6	41.3	15	25.0	4	6.7	2	3.3
1600	87	72	11	2	1	0	0	1600	0	0	0	0	0	8	0	0	0	0	0	0	0	0	35.3	40.7	15	17.2	3	3.4	0	0.0
1615	61	51	8	0	1	0	0	1615	0	0	0	0	0	11	0	0	0	0	0	0	0	0	36.2	42.7	17	27.9	5	8.2	0	0.0
1630	60	52	7	1	0	0	0	1630	0	0	0	0	0	3	0	0	0	0	0	0	0	0	31.8	41.1	10	16.7	2	3.3	1	1.7
1645	51	45	6	0	0	0	0	1645	0	0	0	0	0	1	0	0	0	0	0	0	0	0	36.5	43.1	13	25.5	3	5.9	0	0.0
1700	87	81	5	0	0	0	0	1700	0	0	0	0	0	1	0	0	0	0	0	0	0	0	36.2	43.9	24	27.6	7	8.0	1	1.1
1715	53	46	7	0	0	0	0	1715	0	0	0	0	0	0	0	0	0	0	0	0	0	0	36.9	44.0	14	26.4	4	7.5	1	1.9
1730	43	38	3	0	0	0	0	1730	0	0	0	0	0	1	0	0	0	0	0	0	0	0	33.8	39.7	5	11.6	2	4.7	0	0.0
1745	28	26	1	0	0	0	0	1745	0	0	0	0	0	1	0	0	0	0	0	0	0	0	38.4	44.9	9	32.1	2	7.1	0	0.0
1800	19	17	2	0	0	0	0	1800	0	0	0	0	0	0	0	0	0	0	0	0	0	0	35.7	45.5	6	31.6	2	10.5	0	0.0
1815	31	28	1	2	0	0	0	1815	0	0	0	0	0	0	0	0	0	0	0	0	0	0	38.2	42.3	11	35.5	1	3.2	0	0.0
1830	22	20	2	0	0	0	0	1830	0	0	0	0	0	0	0	0	0	0	0	0	0	0	37.5	41.9	8	36.4	1	4.5	0	0.0
1845	18	18	0	0	0	0	0	1845	0	0	0	0	0	2	0	0	0	0	0	0	0	0	39.2	52.0	7	38.9	2	22.2	2	11.1
1900	29	25	3	0	0	0	0	1900	0	0	0	0	0	1	0	0	0	0	0	0	0	0	37.4	46.8	11	37.9	4	17.2	1	3.4
1915	13	10	2	1	0	0	0	1915	0	0	0	0	0	1	0	0	0	0	0	0	0	0	35.9	42.9	4	30.8	1	7.7	0	0.0
1930	21	20	1	0	0	0	0	1930	0	0	0	0	0	0	0	0	0	0	0	0	0	0	36.9	41.8	5	23.8	0	0.0	0	0.0
1945	19	16	3	0	0	0	0	1945	0	0	0	0	0	0	0	0	0	0	0	0	0	0	35.2	40.6	4	21.1	0	0.0	0	0.0
2000	17	16	0	1	0	0	0	2000	0	0	0	0	0	1	0	0	0	0	0	0	0	0	34.4	40.1	3	17.7	0	0.0	0	0.0
2015	8	7	1	0	0	0	0	2015	0	0	0	0	0	4	0	0	0	0	0	0	0	0	34.5 -		1	12.5	0	0.0	0	0.0
2030	13	12	0	1	0	0	0	2030	0	0	0	0	0	2	0	0	0	0	0	0	0	0	37.6	48.4	5	38.5	3	23.1	0	0.0
2045	11	9	0	0	0	0	0	2045	0	0	0	0	0	1	0	0	0	0	0	0	0	0	35.2	42.3	3	27.3	1	11.1	0	0.0
2100	9	8	1	0	0	0	0	2100	0	0	0	0	0	4	0	0	0	0	0	0	0	0	32.6 -		1	11.1	0	0.0	0	0.0
2115	4	2	1	0	0	0	0	2115	0	0	0	0	0	1	0	0	0	0	0	0	0	0	34.6 -		0	0.0	0	0.0	0	0.0
2130	5	5	0	0	0	0	0	2130	0	0	0	0	0	1	0	0	0	0	0	0	0	0	37.2 -		1	20.0	0	0.0	0	0.0
2145	6	5	1	0	0	0	0	2145	0	0	0	0	0	1	0	0	0	0	0	0	0	0	35.8 -		1	16.7	0	0.0	0	0.0
2200	8	6	2	0	0	0	0	2200	0	0	0	0	0	2	0	0	0	0	0	0	0	0	35.1 -		2	25.0	1	12.5	0	0.0
2215	2	2	0	0	0	0	0	2215	0	0	0	0	0	0	0	0	0	0	0	0	0	0	38.7 -		0	0.0	0	0.0	0	0.0
2230	2	2	0	0	0	0	0	2230	0	0	0	0	0	0	0	0	0	0	0	0	0	0	34.7 -		0	0.0	0	0.0	0	0.0
2245	2	1	0	0	0	0	0	2245	0	0	0	0	0	0	0	0	0	0	0	0	0	0	61.6 -		2	100.0	2	100.0	2	100.0
2300	3	3	0	0	0	0	0	2300	0	0	0	0	0	0	0	0	0	0	0	0	0	0	36.0 -		0	0.0	0	0.0	0	0.0
2315	3	3	0	0	0	0	0	2315	0	0	0	0	0	0	0	0	0	0	0	0	0	0	39.8 -		1	33.3	1	33.3	0	0.0
2330	1	1	0	0	0	0	0	2330	0	0	0	0	0	0	0	0	0	0	0	0	0	0	35.4 -		0	0.0	0	0.0	0	0.0
2345	0	0	0	0	0	0	0	2345	0	0	0	0	0	0	0	0	0	0	0	0	0	0	-		0	0.0	0	0.0	0	0.0
07-19	1763	1531	160	24	2	1	0	07-19	3	13	20	39	181	527	605	255	89	25	4	1	1	0	35.7	41.3	375	21.3	97	5.5	14	0.8
06-22	1959	1700	197	26	2	1	0	06-22	3	17	21	44	199	576	673	288	101	30	5	1	1	0	35.8	41.5	426	21.8	113	5.8	17	0.9
06-00	1979	1717	199	26	2	1	0	06-00	3	17	21	44	201	582	680	289	101	33	6	1	1	0	35.8	41.5	431	21.8	117	5.9	19	1.0
00-00	2007	1739	203	27	2	1	0	00-00	3	18	21	44	204	590	692	292	101	34	6	1	1	0	35.8	41.5	435	21.7	118	5.9	19	0.9

ALL VEHICLES	TOTAL
Mcycles	CLASS 1
Cars, taxis, 4WD	CLASS 2
LGV	CLASS 3
OGV1	CLASS 4
OGV2	CLASS 5
PSV	CLASS 6
	TIME
0 - 10 mph	0-10mph
10 - 15 mph	10-15mph
15 - 20 mph	15-20mph
20 - 25 mph	20-25mph
25 - 30 mph	25-30mph
30 - 35 mph	30-35mph
35 - 40 mph	35-40mph
40 - 45 mph	40-45mph
45 - 50 mph	45-50mph
50 - 60 mph	50-60mph
60 - 70 mph	60-70mph
70 - 80 mph	70-80mph
80 - 90 mph	80-90mph
90 - 100 mph	90mph+
AVG SPD	AVG SPD
85%ile	85%ile
> 40mph	PSL SPEEDING
% > 40mph	PSL% SPEEDING
	ACPO SPEEDING
	ACPO% SPEEDING
	DfT SPEEDING
	DfT% SPEEDING

DIR 1

PROJECT 35202 Ashford, Kent
SITE 35202-004
LOCATION CHART ROAD
DIRECTION **EASTBOUND →**
PSL 40mph

Wed 03 May
DAY 2

Time	Total	Cls 1	Cls 2	Cls 3	Cls 4	Cls 5	Cls 6	Fix1	Time	Vbin 0 10	Vbin 10 15	Vbin 15 20	Vbin 20 25	Vbin 25 30	Vbin 30 35	Vbin 35 40	Vbin 40 45	Vbin 45 50	Vbin 50 60	Vbin 60 70	Vbin 70 80	Vbin 80 90	Vbin 90 100	Mean	V85	jPSL 40	jPSL% 40	Acpo 40	Acpo% 40	DfT 40	DfT% 40
0000	0	0	0	0	0	0	0	0000	0000	0	0	0	0	0	0	0	0	0	0	0	0	0	0	-	-	0	0.0	0	0.0	0	0.0
0015	0	0	0	0	0	0	0	0015	0015	0	0	0	0	0	0	0	0	0	0	0	0	0	0	-	-	0	0.0	0	0.0	0	0.0
0030	0	0	0	0	0	0	0	0030	0030	0	0	0	0	0	0	0	0	0	0	0	0	0	0	-	-	0	0.0	0	0.0	0	0.0
0045	2	0	1	0	0	0	0	0045	0045	0	0	0	0	0	0	0	0	0	0	0	0	0	0	-	-	2	100.0	1	50.0	1	50.0
0100	0	0	0	0	0	0	0	0100	0100	0	0	0	0	0	0	0	0	0	0	0	0	0	0	-	-	0	0.0	0	0.0	0	0.0
0115	0	0	0	0	0	0	0	0115	0115	0	0	0	0	0	0	0	0	0	0	0	0	0	0	-	-	0	0.0	0	0.0	0	0.0
0130	0	0	0	0	0	0	0	0130	0130	0	0	0	0	0	0	0	0	0	0	0	0	0	0	-	-	0	0.0	0	0.0	0	0.0
0145	0	0	0	0	0	0	0	0145	0145	0	0	0	0	0	0	0	0	0	0	0	0	0	0	-	-	0	0.0	0	0.0	0	0.0
0200	0	0	0	0	0	0	0	0200	0200	0	0	0	0	0	0	0	0	0	0	0	0	0	0	-	-	0	0.0	0	0.0	0	0.0
0215	0	0	0	0	0	0	0	0215	0215	0	0	0	0	0	0	0	0	0	0	0	0	0	0	-	-	0	0.0	0	0.0	0	0.0
0230	1	0	1	0	0	0	0	0230	0230	0	0	0	0	0	0	0	0	0	0	0	0	0	0	32.5	-	0	0.0	0	0.0	0	0.0
0245	1	1	0	1	0	0	0	0245	0245	0	0	0	0	0	0	0	0	0	0	0	0	0	0	27.0	-	0	0.0	0	0.0	0	0.0
0300	1	0	0	1	0	0	0	0300	0300	0	0	0	0	0	0	0	0	0	0	0	0	0	0	38.9	-	0	0.0	0	0.0	0	0.0
0315	2	0	1	1	0	0	0	0315	0315	0	0	0	0	0	0	0	0	0	0	0	0	0	0	35.2	-	0	0.0	0	0.0	0	0.0
0330	0	0	0	0	0	0	0	0330	0330	0	0	0	0	0	0	0	0	0	0	0	0	0	0	-	-	0	0.0	0	0.0	0	0.0
0345	2	0	2	0	0	0	0	0345	0345	0	0	0	0	0	0	0	0	0	0	0	0	0	0	33.0	-	0	0.0	0	0.0	0	0.0
0400	0	0	0	0	0	0	0	0400	0400	0	0	0	0	0	0	0	0	0	0	0	0	0	0	-	-	0	0.0	0	0.0	0	0.0
0415	1	0	1	0	0	0	0	0415	0415	0	0	0	0	0	0	0	0	0	0	0	0	0	0	41.1	-	1	100.0	0	0.0	0	0.0
0430	0	0	0	0	0	0	0	0430	0430	0	0	0	0	0	0	0	0	0	0	0	0	0	0	-	-	0	0.0	0	0.0	0	0.0
0445	1	0	1	0	0	0	0	0445	0445	0	0	0	0	0	0	0	0	0	0	0	0	0	0	36.7	-	0	0.0	0	0.0	0	0.0
0500	1	0	1	0	0	0	0	0500	0500	0	0	0	0	0	0	0	0	0	0	0	0	0	0	52.1	-	1	100.0	0	0.0	0	0.0
0515	5	1	4	0	0	0	0	0515	0515	0	0	0	0	0	0	0	0	0	0	0	0	0	0	31.6	-	0	0.0	0	0.0	0	0.0
0530	4	0	3	1	0	0	0	0530	0530	0	0	0	0	0	0	0	0	0	0	0	0	0	0	35.4	-	1	20.0	0	0.0	0	0.0
0545	4	0	4	0	0	0	0	0545	0545	0	0	0	0	0	0	0	0	0	0	0	0	0	0	38.3	-	1	25.0	0	0.0	0	0.0
0600	6	1	5	0	0	0	0	0600	0600	0	0	0	0	0	0	0	0	0	0	0	0	0	0	32.9	-	0	0.0	0	0.0	0	0.0
0615	9	1	6	2	0	0	0	0615	0615	0	0	0	0	0	0	0	0	0	0	0	0	0	0	37.0	-	5	25.0	1	11.1	0	0.0
0630	8	1	6	0	0	0	0	0630	0630	0	0	0	0	0	0	0	0	0	0	0	0	0	0	33.9	-	2	25.0	0	0.0	0	0.0
0645	11	0	10	1	0	0	0	0645	0645	0	0	0	0	0	0	0	0	0	0	0	0	0	0	37.1	-	2	18.2	0	0.0	0	0.0
0700	13	1	11	0	1	0	0	0700	0700	0	0	0	0	0	0	0	0	0	0	0	0	0	0	34.6	39.4	1	7.7	0	0.0	0	0.0
0715	25	2	22	1	0	0	0	0715	0715	0	0	0	0	0	0	0	0	0	0	0	0	0	0	37.0	46.3	10	40.0	3	12.0	1	4.0
0730	58	0	55	3	0	0	0	0730	0730	0	0	0	0	0	0	0	0	0	0	0	0	0	0	37.8	42.8	15	25.9	3	5.2	0	0.0
0745	87	0	82	5	0	0	0	0745	0745	0	0	0	0	0	0	0	0	0	0	0	0	0	0	36.3	40.8	18	20.7	1	1.1	0	0.0
0800	107	0	92	13	1	1	0	0800	0800	0	0	0	0	0	0	0	0	0	0	0	0	0	0	33.2	37.6	5	4.7	0	0.0	0	0.0
0815	90	0	81	6	2	0	1	0815	0815	0	0	0	0	0	0	0	0	0	0	0	0	0	0	35.0	38.8	8	8.9	2	2.2	0	0.0
0830	78	0	69	9	0	0	0	0830	0830	0	0	0	0	0	0	0	0	0	0	0	0	0	0	35.6	39.8	11	14.1	1	1.3	0	0.0
0845	55	0	46	5	4	0	0	0845	0845	0	0	0	0	0	0	0	0	0	0	0	0	0	0	37.4	42.2	12	21.8	3	5.5	0	0.0
0900	45	1	42	1	1	0	0	0900	0900	0	0	0	0	0	0	0	0	0	0	0	0	0	0	36.3	41.5	12	26.7	2	4.4	0	0.0
0915	28	0	20	6	2	0	0	0915	0915	0	0	0	0	0	0	0	0	0	0	0	0	0	0	34.5	41.2	6	21.4	0	0.0	0	0.0
0930	26	0	23	3	0	0	0	0930	0930	0	0	0	0	0	0	0	0	0	0	0	0	0	0	35.0	41.4	6	23.1	1	3.8	0	0.0
0945	25	2	19	2	2	0	0	0945	0945	0	0	0	0	0	0	0	0	0	0	0	0	0	0	30.9	36.2	0	0.0	0	0.0	0	0.0
1000	20	0	17	0	0	0	0	1000	1000	0	0	0	0	0	0	0	0	0	0	0	0	0	0	34.4	40.4	3	15.0	0	0.0	0	0.0
1015	17	0	17	5	0	0	0	1015	1015	0	0	0	0	0	0	0	0	0	0	0	0	0	0	33.5	37.2	1	5.9	0	0.0	0	0.0
1030	20	0	17	3	0	0	0	1030	1030	0	0	0	0	0	0	0	0	0	0	0	0	0	0	33.1	39.2	2	10.0	0	0.0	0	0.0
1045	18	1	16	1	0	0	0	1045	1045	0	0	0	0	0	0	0	0	0	0	0	0	0	0	35.1	40.5	3	16.7	0	0.0	0	0.0
1100	17	0	15	2	0	0	0	1100	1100	0	0	0	0	0	0	0	0	0	0	0	0	0	0	36.4	44.0	5	29.4	1	5.9	0	0.0
1115	32	0	25	6	0	0	1	1115	1115	0	0	0	0	0	0	0	0	0	0	0	0	0	0	35.9	44.9	8	25.0	4	12.5	0	0.0
1130	28	0	23	5	0	0	0	1130	1130	0	0	0	0	0	0	0	0	0	0	0	0	0	0	36.8	43.8	9	32.1	3	10.7	0	0.0
1145	25	1	24	0	0	1	0	1145	1145	0	0	0	0	0	0	0	0	0	0	0	0	0	0	35.2	41.5	5	20.0	2	8.0	0	0.0
1200	18	1	15	1	1	0	0	1200	1200	0	0	0	0	0	0	0	0	0	0	0	0	0	0	37.4	49.8	5	27.8	3	16.7	1	5.6
1215	23	1	18	4	0	0	0	1215	1215	0	0	0	0	0	0	0	0	0	0	0	0	0	0	36.5	42.1	6	26.1	2	8.7	0	0.0
1230	17	0	14	3	0	0	0	1230	1230	0	0	0	0	0	0	0	0	0	0	0	0	0	0	35.4	42.5	4	23.5	1	5.9	0	0.0
1245	26	2	18	5	1	0	0	1245	1245	0	0	0	0	0	0	0	0	0	0	0	0	0	0	36.1	41.8	6	23.1	1	3.8	0	0.0
1300	19	0	17	1	1	0	0	1300	1300	0	0	0	0	0	0	0	0	0	0	0	0	0	0	34.8	37.4	0	0.0	0	0.0	0	0.0
1315	22	1	16	4	1	0	0	1315	1315	0	0	0	0	0	0	0	0	0	0	0	0	0	0	36.0	41.3	5	22.7	0	0.0	0	0.0
1330	29	1	20	10	1	0	0	1330	1330	0	0	0	0	0	0	0	0	0	0	0	0	0	0	36.5	41.0	5	17.2	3	10.3	0	0.0
1345	23	2	18	2	0	0	0	1345	1345	0	0	0	0	0	0	0	0	0	0	0	0	0	0	35.3	41.5	6	26.1	0	0.0	0	0.0
1400	23	2	18	2	0	0	0	1400	1400	0	0	0	0	0	0	0	0	0	0	0	0	0	0	32.9	42.3	7	30.4	1	0.0	0	0.0
1415	36	2	32	2	0	0	0	1415	1415	0	0	0	0	0	0	0	0	0	0	0	0	0	0	36.7	40.0	5	13.9	2	5.6	0	0.0
1430	31	0	30	0	1	0	0	1430	1430	0	0	0	0	0	0	0	0	0	0	0	0	0	0	35.3	39.8	4	12.9	1	3.2	1	3.2
1445	34	3	27	2	2	0	0	1445	1445	0	0	0	0	0	0	0	0	0	0	0	0	0	0	35.4	41.1	7	20.6	2	5.9	0	0.0
1500	31	0	28	2	1	0	0	1500	1500	0	0	0	0	0	0	0	0	0	0	0	0	0	0	36.9	40.8	6	19.4	1	3.2	0	0.0
1515	51	0	44	6	1	0	0	1515	1515	0	0	0	0	0	0	0	0	0	0	0	0	0	0	37.0	43.9	15	29.4	2	3.9	0	0.0
1530	63	0	51	12	0	0	0	1530	1530	0	0	0	0	0	0	0	0	0	0	0	0	0	0	38.3	45.5	21	33.3	7	11.1	0	0.0
1545	47	1	43	2	1	0	0	1545	1545	0	0	0	0	0	0	0	0	0	0	0	0	0	0	36.4	43.1	12	25.5	4	8.5	0	0.0
1600	75	1	63	10	1	0	0	1600	1600	0	0	0	0	0	0	0	0	0	0	0	0	0	0	34.9	38.9	6	8.0	1	1.3	0	0.0
1615	63	1	54	7	1	0	0	1615	1615	0	0	0	0	0	0	0	0	0	0	0	0	0	0	35.2	40.6	10	15.9	1	1.6	0	0.0
1630	57	1	50	5	1	0	0	1630	1630	0	0	0	0	0	0	0	0	0	0	0	0	0	0	36.0	41.5	14	24.6	4	7.0	0	0.0
1645	39	0	37	2	0	0	0	1645	1645	0	0	0	0	0	0	0	0	0	0	0	0	0	0	38.5	45.0	18	46.2	3	7.7	0	0.0
1700	77	1	74	2	0	0	0	1700	1700	0	0	0	0	0	0	0	0	0	0	0	0	0	0	35.0	40.3	13	16.9	0	0.0	0	0.0
1715	76	1	67	8	0	0	0	1715	1715	0	0	0	0	0	0	0	0	0	0	0	0	0	0	35.3	42.0	18	23.7	4	5.3	1	1.3
1730	48	1	43	3	1	0	0	1730	1730	0	0	0	0	0	0	0	0	0	0	0	0	0	0	36.5	42.3	15	31.3	5	10.4	1	2.1
1745	41	0	38	2	1	0	0	1745	1745	0	0	0	0	0	0	0	0	0	0	0	0	0	0	33.5	39.2	4	9.8	0	0.0	0	0.0
1800	33	0	28	5	0	0	0	1800	1800	0	0	0	0	0	0	0	0	0	0	0	0	0	0	29.4	39.1	4	12.1	0	0.0	0	0.0
1815	41	0	37	3	1	0	0	1815	1815	0	0	0	0	0	0	0	0	0	0	0	0	0	0	36.9	42.1	14	34.2	3	7.3	1	2.4
1830	23	0	21	2	0	0	0	1830	1830	0	0	0	0	0	0	0	0	0	0	0	0	0	0	36.4	43.4	6	28.1	2	8.7	0	0.0
1845	19	1	18	0	0	0	0	1845	1845	0	0	0	0	0	0	0	0	0	0	0	0	0	0	33.9	45.1	4	21.1	2	10.5	0	0.0
1900	21	0	19	2	0	0	0	1900	1900	0	0	0	0	0	0	0	0	0	0	0	0	0	0	18.6	25.7	0	0.0	0	0.0	0	0.0
1915	28	1	24	2	1	0	0	1915	1915	0	0	0	0	0	0	0	0	0	0	0	0	0	0	32.7	39.9	3	10.7	0	0.0	0	0.0
1930	23	0	20	3	0	0	0	1930	1930	0	0	0	0	0	0	0	0	0	0	0	0	0	0	36.2	40.9	6	26.1	0	0.0	0	0.0
1945	15	0	13	2	0	0	0	1945	1945	0	0	0	0	0	0	0	0	0	0	0	0	0	0	37.8	46.6	5	33.3	2	13.3	0	0.0
2000	22	0	8	3	0	0	0	2000	2000	0	0	0	0	0	0	0	0	0	0	0	0	0	0	35.7	43.1	6	27.3	1	4.5	0	0.0
2015	11	0	16	2	0	0	0	2015	2015	0	0	0	0	0	0	0	0	0	0	0	0	0	0	35.9	42.8	3	27.3	0	0.0	0	0.0
2030	14	0	14	0	0	0	0	2030	2030	0	0	0	0	0	0	0	0	0	0	0	0	0	0	34.0	41.1	4	22.2	1	5.6	0	0.0
2045	6	0	6	0	0	0	0	2045	2045	0	0	0	0	0	0	0	0	0	0	0	0	0	0	40.2	50.4	7	50.0	3	21.4	0	7.1
2100	7	0	4	1	0	0	0	2100	2100	0	0	0	0	0	0	0	0	0	0	0	0	0	0	39.3	-	3	50.0	1	16.7	0	0.0
2115	8	0	8	0	0	0	0	2115	2115	0	0	0	0	0	0	0	0	0	0	0	0	0	0	35.8	-	2	28.6	0	0.0	0	0.0
2130	3	0	3	0	0	0	0	2130	2130	0	0	0	0	0	0	0	0	0	0	0	0	0	0	37.9	-	1	12.5	1	12.5	0	0.0
2145	5	0	3	0	0	0	0	2145	2145	0	0	0	0	0	0	0	0	0	0	0	0	0	0	41.8	-	2	66.7	0	0.0	0	0.0
2200	2	0	2	0	0	0	0	2200	2200	0	0	0	0	0	0	0	0	0	0	0	0	0	0	40.1	-	3	60.0	1	20.0	0	0.0
2215	2	0	2	0	0	0	0	2215	2215	0	0	0	0	0	0	0	0	0	0	0	0	0	0	-	-	0	0.0	0	0.0	0	0.0
2230	1	0	1	0	0	0	0	2230	2230	0	0	0	0	0	0	0	0	0	0	0	0	0	0	34.0	-	1	100.0	1	100.0	0	0.0
2245	1	0	1	0	0	0	0	2245	2245	0	0	0	0	0	0	0	0	0	0	0	0	0	0	56.2	-	0	0.0	0	0.0	1	100.0
2300	3	0	3	0	0	0	0	2300	2300	0	0	0	0	0	0	0	0	0	0	0	0	0	0	37.9	-	0	0.0	0	0.0	0	0.0
2315	3	0	3	0	0	0	0	2315	2315	0	0	0	0	0	0	0	0	0	0	0	0	0	0	37.3	-	0	0.0	0	0.0	0	0.0
2330	1	0	1	0	0	0	0	2330	2330	0	0	0	0	0	0	0	0	0	0	0	0	0	0	20.1	-	0	0.0	0	0.0	0	0.0
2345	0	0	0	0	0	0	0	2345	2345	0	0	0	0	0	0	0	0	0	0	0	0	0	0	-	-	0	0.0	0	0.0	0	0.0
07-19	1699	29	1652	183	31	1	3	07-19	6	10	19	43	168	608	665	276	75	25	4	0	0	35.6	41.2	380	20.0	80	4.2	6	0.3
06-22	2109	33	1836	201	34	2	3	06-22	9	16	28	51	189	663	722	312	87	28	4	0	0	35.4	41.2	431	20.4	90	4.3	7	0.3
06-00	2122	33	1849	201	34	2	3	06-00	9	16	28	52	189	666	727	314	87	30	4	0	0	35.4	41.2	435	20.5	92	4.3	8	0.4
00-00	2147	34	1868	206	34	2	3	00-00	9	17	28	52	191	674	734	318	88	31	5	0	0	35.5	41.2	442	20.6	95	4.4	9	0.4

	DIR 1
ALL VEHICLES	TOTAL
Mcycles	CLASS 1
Cars, taxis, 4WD	CLASS 2
LGV	CLASS 3
OGV1	CLASS 4
OGV2	CLASS 5
PSV	CLASS 6
	TIME
0 - 10 mph	0-10mph
10 - 15 mph	10-15mph
15 - 20 mph	15-20mph
20 - 25 mph	20-25mph
25 - 30 mph	25-30mph
30 - 35 mph	30-35mph
35 - 40 mph	35-40mph
40 - 45 mph	40-45mph
45 - 50 mph	45-50mph
50 - 60 mph	50-60mph
60 - 70 mph	60-70mph
70 - 80 mph	70-80mph
80 - 90 mph	80-90mph
90 - 100 mph	90mph+
AVG SPD	AVG SPD
85%ile	85%ile
> 40mph	PSL SPEEDING
% > 40mph	PSL% SPEEDING
	ACPO SPEEDING
	ACPO% SPEEDING
	DfT SPEEDING
	DfT% SPEEDING

PROJECT 35202 Ashford, Kent
SITE 35202-004
LOCATION CHART ROAD
DIRECTION **EASTBOUND →**
PSL 40mph

DIR 1

Thu 04 May
DAY 3

Time	Total	Cls 1	Cls 2	Cls 3	Cls 4	Cls 5	Cls 6	Fxd 1	Vbin 0	Vbin 10	Vbin 15	Vbin 20	Vbin 25	Vbin 30	Vbin 35	Vbin 40	Vbin 45	Vbin 50	Vbin 60	Vbin 70	Vbin 80	Vbin 90	Mean	V85	JPSL 40	JPSL% 40	PSL1 49	PSL1% 49	PSL2 55	PSL2% 55
0000	2	1	2	2	0	0	0	0	0	0	0	0	0	0	0	0	0	0	0	0	0	0	34.3	43.0	0	0.0	0	0.0	0	0.0
0015	1	0	1	1	0	0	0	0	0	0	0	0	0	0	0	0	0	0	0	0	0	0	-	45.3	2	66.7	1	33.3	0	0.0
0030	3	0	2	1	0	0	0	0	0	0	0	0	0	0	0	0	0	0	0	0	0	0	-	-	0	0.0	0	0.0	0	0.0
0045	0	0	0	0	0	0	0	0	0	0	0	0	0	0	0	0	0	0	0	0	0	0	-	-	0	0.0	0	0.0	0	0.0
0100	0	0	0	0	0	0	0	0	0	0	0	0	0	0	0	0	0	0	0	0	0	0	-	41.7	1	100.0	0	0.0	0	0.0
0115	1	1	0	0	0	0	0	0	0	0	0	0	0	0	0	0	0	0	0	0	0	0	-	-	0	0.0	0	0.0	0	0.0
0130	0	0	0	0	0	0	0	0	0	0	0	0	0	0	0	0	0	0	0	0	0	0	-	-	0	0.0	0	0.0	0	0.0
0145	0	0	0	0	0	0	0	0	0	0	0	0	0	0	0	0	0	0	0	0	0	0	-	-	0	0.0	0	0.0	0	0.0
0200	0	0	0	0	0	0	0	0	0	0	0	0	0	0	0	0	0	0	0	0	0	0	-	-	0	0.0	0	0.0	0	0.0
0215	0	0	0	0	0	0	0	0	0	0	0	0	0	0	0	0	0	0	0	0	0	0	-	-	0	0.0	0	0.0	0	0.0
0230	0	0	0	0	0	0	0	0	0	0	0	0	0	0	0	0	0	0	0	0	0	0	-	-	0	0.0	0	0.0	0	0.0
0245	0	0	0	0	0	0	0	0	0	0	0	0	0	0	0	0	0	0	0	0	0	0	-	-	0	0.0	0	0.0	0	0.0
0300	0	0	0	0	0	0	0	0	0	0	0	0	0	0	0	0	0	0	0	0	0	0	-	-	0	0.0	0	0.0	0	0.0
0315	0	0	0	0	0	0	0	0	0	0	0	0	0	0	0	0	0	0	0	0	0	0	-	-	0	0.0	0	0.0	0	0.0
0330	3	1	1	2	0	0	0	0	0	0	0	0	0	0	0	0	0	0	0	0	0	0	34.3	-	0	0.0	0	0.0	0	0.0
0345	1	0	0	1	0	0	0	0	0	0	0	0	0	0	0	0	0	0	0	0	0	0	37.4	-	0	0.0	0	0.0	0	0.0
0400	0	0	0	0	0	0	0	0	0	0	0	0	0	0	0	0	0	0	0	0	0	0	-	-	0	0.0	0	0.0	0	0.0
0415	1	1	0	0	0	0	0	0	0	0	0	0	0	0	0	0	0	0	0	0	0	0	12.4	-	0	0.0	0	0.0	0	0.0
0430	1	1	0	0	0	0	0	0	0	0	0	0	0	0	0	0	0	0	0	0	0	0	39.8	-	0	0.0	0	0.0	0	0.0
0445	1	1	0	1	0	0	0	0	0	0	0	0	0	0	0	0	0	0	0	0	0	0	35.1	-	0	0.0	0	0.0	0	0.0
0500	2	0	2	0	0	0	0	0	0	0	0	0	0	0	0	0	0	0	0	0	0	0	40.3	-	1	100.0	0	0.0	0	0.0
0515	7	0	6	1	0	0	0	0	0	0	0	0	0	0	0	0	0	0	0	0	0	0	47.1	-	1	50.0	0	0.0	1	50.0
0530	5	0	3	1	0	0	0	0	0	0	0	0	0	0	0	0	0	0	0	0	0	0	35.3	-	2	28.6	0	0.0	0	0.0
0545	4	0	3	1	0	0	0	0	0	0	0	0	0	0	0	0	0	0	0	0	0	0	35.5	-	1	20.0	0	0.0	0	0.0
0600	5	1	4	0	0	0	0	0	0	0	0	0	0	0	0	0	0	0	0	0	0	0	32.0	-	1	20.0	0	0.0	0	0.0
0615	7	1	6	0	0	0	0	0	0	0	0	0	0	0	0	0	0	0	0	0	0	0	31.9	-	0	0.0	0	0.0	0	0.0
0630	15	0	13	2	0	0	0	0	0	0	0	0	0	0	0	0	0	0	0	0	0	0	33.6	-	2	28.6	0	0.0	0	0.0
0645	20	2	15	2	1	0	0	0	0	0	0	0	0	0	0	0	0	0	0	0	0	0	37.4	-	2	28.7	2	13.3	0	0.0
0700	28	2	25	1	0	0	0	0	0	0	0	0	0	0	0	0	0	0	0	0	0	0	36.0	44.3	5	25.0	1	5.0	0	0.0
0715	55	1	50	4	0	0	0	0	0	0	0	0	0	0	0	0	0	0	0	0	0	0	35.8	45.3	7	25.0	2	7.1	0	0.0
0730	84	0	76	7	1	0	0	0	0	0	0	0	0	0	0	0	0	0	0	0	0	0	36.8	42.3	16	29.1	4	7.3	0	0.0
0745	93	0	83	8	2	0	0	0	0	0	0	0	0	0	0	0	0	0	0	0	0	0	35.1	41.0	14	16.7	3	3.6	0	0.0
0800	87	0	82	3	1	1	0	0	0	0	0	0	0	0	0	0	0	0	0	0	0	0	31.7	37.2	7	7.5	1	1.1	0	0.0
0815	79	0	71	7	0	1	0	0	0	0	0	0	0	0	0	0	0	0	0	0	0	0	35.7	39.5	9	10.3	0	0.0	0	0.0
0830	62	1	46	14	1	0	0	0	0	0	0	0	0	0	0	0	0	0	0	0	0	0	36.0	41.8	13	16.5	3	3.8	0	0.0
0845	44	0	38	6	0	0	0	0	0	0	0	0	0	0	0	0	0	0	0	0	0	0	36.0	41.4	16	25.8	4	6.5	0	0.0
0900	31	0	31	0	0	0	0	0	0	0	0	0	0	0	0	0	0	0	0	0	0	0	39.4	46.9	20	45.5	8	18.2	1	2.3
0915	22	0	18	3	1	0	0	0	0	0	0	0	0	0	0	0	0	0	0	0	0	0	35.5	40.2	4	12.9	1	3.2	0	0.0
0930	20	0	19	1	0	0	0	0	0	0	0	0	0	0	0	0	0	0	0	0	0	0	34.3	39.1	2	10.0	1	5.0	0	0.0
0945	21	1	17	3	0	0	0	0	0	0	0	0	0	0	0	0	0	0	0	0	0	0	36.0	42.2	4	19.1	1	4.8	0	0.0
1000	18	1	17	1	0	0	0	0	0	0	0	0	0	0	0	0	0	0	0	0	0	0	34.0	39.5	1	4.8	0	0.0	0	0.0
1015	22	3	13	5	1	0	0	0	0	0	0	0	0	0	0	0	0	0	0	0	0	0	33.9	39.4	1	5.6	0	0.0	0	0.0
1030	26	3	20	3	1	0	0	0	0	0	0	0	0	0	0	0	0	0	0	0	0	0	31.9	38.6	1	4.5	0	0.0	0	0.0
1045	24	0	21	3	1	0	0	0	0	0	0	0	0	0	0	0	0	0	0	0	0	0	33.1	40.4	4	15.4	0	0.0	0	0.0
1100	25	0	16	6	2	1	0	0	0	0	0	0	0	0	0	0	0	0	0	0	0	0	32.9	37.8	0	0.0	0	0.0	0	0.0
1115	24	0	16	3	1	0	0	0	0	0	0	0	0	0	0	0	0	0	0	0	0	0	36.8	42.3	16	29.1	4	7.3	0	0.0
1130	19	2	14	3	0	0	0	0	0	0	0	0	0	0	0	0	0	0	0	0	0	0	35.1	41.0	14	16.7	3	3.6	0	0.0
1145	22	2	16	3	1	0	0	0	0	0	0	0	0	0	0	0	0	0	0	0	0	0	31.7	37.2	7	7.5	1	1.1	0	0.0
1200	19	2	16	3	0	0	1	0	0	0	0	0	0	0	0	0	0	0	0	0	0	0	35.7	39.5	9	10.3	0	0.0	0	0.0
1215	25	2	20	3	0	0	0	0	0	0	0	0	0	0	0	0	0	0	0	0	0	0	36.0	41.8	13	16.5	3	3.8	0	0.0
1230	21	1	17	3	0	0	0	0	0	0	0	0	0	0	0	0	0	0	0	0	0	0	36.0	41.4	16	25.8	4	6.5	0	0.0
1245	30	2	23	4	1	0	0	0	0	0	0	0	0	0	0	0	0	0	0	0	0	0	39.4	46.9	20	45.5	8	18.2	1	2.3
1300	19	2	14	3	0	0	0	0	0	0	0	0	0	0	0	0	0	0	0	0	0	0	35.5	40.2	4	12.9	1	3.2	0	0.0
1315	17	0	15	2	0	0	0	0	0	0	0	0	0	0	0	0	0	0	0	0	0	0	34.3	39.1	2	10.0	1	5.0	0	0.0
1330	23	0	21	1	0	0	0	0	0	0	0	0	0	0	0	0	0	0	0	0	0	0	36.0	42.2	4	19.1	1	4.8	0	0.0
1345	25	2	21	1	0	0	1	0	0	0	0	0	0	0	0	0	0	0	0	0	0	0	33.9	39.4	1	5.6	0	0.0	0	0.0
1400	16	0	12	3	1	0	0	0	0	0	0	0	0	0	0	0	0	0	0	0	0	0	31.9	38.6	1	4.5	0	0.0	0	0.0
1415	19	1	18	0	0	0	0	0	0	0	0	0	0	0	0	0	0	0	0	0	0	0	33.1	40.4	4	15.4	0	0.0	0	0.0
1430	20	0	18	0	0	0	0	0	0	0	0	0	0	0	0	0	0	0	0	0	0	0	32.9	37.8	0	0.0	0	0.0	0	0.0
1445	20	0	19	1	0	0	0	0	0	0	0	0	0	0	0	0	0	0	0	0	0	0	36.5	41.2	8	26.7	1	5.3	0	0.0
1500	34	2	29	3	0	0	0	0	0	0	0	0	0	0	0	0	0	0	0	0	0	0	33.8	39.9	2	10.5	1	5.3	0	0.0
1515	50	1	41	8	0	0	0	0	0	0	0	0	0	0	0	0	0	0	0	0	0	0	34.2	40.0	2	11.8	0	0.0	0	0.0
1530	61	0	46	12	3	0	0	0	0	0	0	0	0	0	0	0	0	0	0	0	0	0	38.1	43.7	9	39.1	2	8.7	0	0.0
1545	50	0	44	6	0	0	0	0	0	0	0	0	0	0	0	0	0	0	0	0	0	0	34.6	41.5	4	16.0	2	8.0	0	0.0
1600	78	2	64	9	2	1	0	0	0	0	0	0	0	0	0	0	0	0	0	0	0	0	33.8	39.4	2	12.5	0	0.0	0	0.0
1615	55	0	45	7	3	0	0	0	0	0	0	0	0	0	0	0	0	0	0	0	0	0	37.4	40.7	2	10.5	0	0.0	0	0.0
1630	57	0	49	7	0	1	0	0	0	0	0	0	0	0	0	0	0	0	0	0	0	0	35.6	40.9	4	20.0	0	0.0	0	0.0
1645	49	0	45	3	1	0	0	0	0	0	0	0	0	0	0	0	0	0	0	0	0	0	33.1	36.9	1	5.0	0	0.0	0	0.0
1700	86	2	73	9	1	1	0	0	0	0	0	0	0	0	0	0	0	0	0	0	0	0	37.0	46.3	8	23.5	6	17.7	1	2.9
1715	80	3	71	5	1	0	0	0	0	0	0	0	0	0	0	0	0	0	0	0	0	0	37.4	42.8	15	30.0	2	4.0	0	0.0
1730	57	0	54	3	0	0	0	0	0	0	0	0	0	0	0	0	0	0	0	0	0	0	37.0	42.4	15	24.6	2	3.3	0	0.0
1745	38	1	35	2	0	0	0	0	0	0	0	0	0	0	0	0	0	0	0	0	0	0	37.4	44.3	14	28.0	4	8.0	0	0.0
1800	21	0	21	0	0	0	0	0	0	0	0	0	0	0	0	0	0	0	0	0	0	0	33.0	37.9	8	10.3	1	1.3	0	0.0
1815	27	1	25	1	0	0	0	0	0	0	0	0	0	0	0	0	0	0	0	0	0	0	36.5	41.7	14	25.5	4	7.3	0	0.0
1830	27	0	27	0	0	0	0	0	0	0	0	0	0	0	0	0	0	0	0	0	0	0	36.0	41.4	11	19.3	3	5.3	0	0.0
1845	28	0	24	3	1	0	0	0	0	0	0	0	0	0	0	0	0	0	0	0	0	0	39.2	45.2	19	38.8	4	8.2	1	2.0
1900	24	0	23	1	0	0	0	0	0	0	0	0	0	0	0	0	0	0	0	0	0	0	34.0	39.8	11	12.8	0	0.0	0	0.0
1915	20	1	17	0	0	0	0	0	0	0	0	0	0	0	0	0	0	0	0	0	0	0	36.3	42.6	13	16.3	7	8.8	2	2.5
1930	13	0	13	0	0	0	0	0	0	0	0	0	0	0	0	0	0	0	0	0	0	0	36.7	41.9	12	21.1	1	1.8	0	0.0
1945	27	3	23	1	0	0	0	0	0	0	0	0	0	0	0	0	0	0	0	0	0	0	37.8	43.5	14	36.8	4	10.5	1	2.6
2000	17	0	17	0	0	0	0	0	0	0	0	0	0	0	0	0	0	0	0	0	0	0	34.9	42.4	3	14.3	0	0.0	0	0.0
2015	14	3	10	1	0	0	0	0	0	0	0	0	0	0	0	0	0	0	0	0	0	0	36.1	44.4	4	14.8	3	11.1	1	3.7
2030	12	0	12	0	0	0	0	0	0	0	0	0	0	0	0	0	0	0	0	0	0	0	37.9	50.2	4	29.6	0	0.0	0	0.0
2045	20	0	20	0	0	0	0	0	0	0	0	0	0	0	0	0	0	0	0	0	0	0	40.3	48.3	13	48.2	7	25.9	0	0.0
2100	17	0	16	1	0	0	0	0	0	0	0	0	0	0	0	0	0	0	0	0	0	0	36.1	39.0	3	10.7	1	3.6	0	0.0
2115	5	0	4	1	0	0	0	0	0	0	0	0	0	0	0	0	0	0	0	0	0	0	35.8	40.5	3	16.7	1	4.2	1	4.2
2130	13	0	12	1	0	0	0	0	0	0	0	0	0	0	0	0	0	0	0	0	0	0	37.7	45.6	6	30.0	3	15.0	0	0.0
2145	8	0	6	2	0	0	0	0	0	0	0	0	0	0	0	0	0	0	0	0	0	0	36.1	44.5	2	15.4	1	7.7	0	0.0
2200	9	0	7	2	0	0	0	0	0	0	0	0	0	0	0	0	0	0	0	0	0	0	37.9	44.4	4	14.8	3	11.1	1	3.7
2215	1	0	1	0	0	0	0	0	0	0	0	0	0	0	0	0	0	0	0	0	0	0	40.3	50.2	4	41.2	3	17.7	1	5.9
2230	5	0	4	1	0	0	0	0	0	0	0	0	0	0	0	0	0	0	0	0	0	0	37.7	46.4	5	35.7	2	14.3	0	0.0
2245	3	0	3	0	0	0	0	0	0	0	0	0	0	0	0	0	0	0	0	0	0	0	39.0	47.3	5	41.7	2	16.7	0	0.0
2300	3	0	3	0	0	0	0	0	0	0	0	0	0	0	0	0	0	0	0	0	0	0	38.1	44.7	7	35.0	2	10.0	0	0.0
2315	2	0	2	0	0	0	0	0	0	0	0	0	0	0	0	0	0	0	0	0	0	0	36.7	45.1	4	23.5	2	11.8	0	0.0
2330	2	0	2	0	0	0	0	0	0	0	0	0	0	0	0	0	0	0	0	0	0	0	33.7 -		1	20.0	0	0.0	0	0.0
2345	0	0	0	0	0	0	0	0	0	0	0	0	0	0	0	0	0	0	0	0	0	0	34.3	39.1	1	7.7	1	7.7	1	7.7
TOTAL	1856	39	1603	175	29	6	4	0	0	0	0	0	0	0	0	0	0	0	0	0	0	0	36.1 -		2	25.0	0	0.0	0	0.0
CLASS 1	2077	48	1802	185	32	6	4	0	0	0	0	0	0	0	0	0	0	0	0	0	0	0	40.7 -		5	55.6	1	11.1	0	0.0
CLASS 2	2102	48	1822	190	32	6	4	0	0	0	0	0	0	0	0	0	0	0	0	0	0	0	38.3 -		0	0.0	0	0.0	0	0.0
CLASS 3	2131	49	1842	197	33	6	4	0	0	0	0	0	0	0	0	0	0	0	0	0	0	0	40.6 -		2	40.0	2	40.0	0	0.0
CLASS 4																							39.1 -		1	33.3	0	0.0	0	0.0
CLASS 5																							33.0 -		0	0.0	0	0.0	0	0.0
CLASS 6																							34.3 -		0	0.0	0	0.0	0	0.0
AVG SPD																							46.4 -		1	50.0	1	50.0	1	50.0
85%ile																									0	0.0	0	0.0	0	0.0
PSL SPEEDING	618	626	246	85	28	0	0	0	0	35.5	41.2	359	19.3	85	4.6	8	0.4	0	0	0	0	0	0	0	0	0	0	0	0	0
PSL% SPEEDING	683	700	271	107	35	1	0	0	0	35.7	41.4	414	19.9	107	5.2	12	0.6	0	0	0	0	0	0	0	0	0	0	0	0	0
ACPO SPEEDING	690	708	275	110	36	2	0	0	0	35.7	41.5	423	20.1	111	5.3	14	0.7	0	0	0	0	0	0	0	0	0	0	0	0	0
ACPO% SPEEDING	699	717	282	110	38	2	0	0	0	35.7	41.5	432	20.3	113	5.3	15	0.7	0	0	0	0	0	0	0	0	0	0	0	0	0
DfT SPEEDING																														
DfT% SPEEDING																														

ALL VEHICLES	TOTAL
Mcycles	CLASS 1
Cars, taxis, 4WD	CLASS 2
LGV	CLASS 3
OGV1	CLASS 4
OGV2	CLASS 5
PSV	CLASS 6
	TIME
0 - 10 mph	0-10mph
10 - 15 mph	10-15mph
15 - 20 mph	15-20mph
20 - 25 mph	20-25mph
25 - 30 mph	25-30mph
30 - 35 mph	30-35mph
35 - 40 mph	35-40mph
40 - 45 mph	40-45mph
45 - 50 mph	45-50mph
50 - 60 mph	50-60mph
60 - 70 mph	60-70mph
70 - 80 mph	70-80mph
80 - 90 mph	80-90mph
90 - 100 mph	90mph+
AVG SPD	AVG SPD
85%ile	85%ile
> 40mph	PSL SPEEDING
% > 40mph	PSL% SPEEDING
	ACPO SPEEDING
	ACPO% SPEEDING
	DfT SPEEDING
	DfT% SPEEDING

PROJECT 35202 Ashford, Kent
SITE 35202-004
LOCATION CHART ROAD
DIRECTION **EASTBOUND →**
PSL 40mph

Fri 05 May
DAY 4

Time	Total	Cls 1	Cls 2	Cls 3	Cls 4	Cls 5	Cls 6	Fxd 1	Vbin 0	Vbin 10	Vbin 15	Vbin 20	Vbin 25	Vbin 30	Vbin 35	Vbin 40	Vbin 45	Vbin 50	Vbin 60	Vbin 70	Vbin 80	Vbin 90	Mean	V85	JPSL	JPSL%	PSL1 %	PSL2 %	PSL3 %
0000	0	0	0	0	0	0	0	0	0	0	0	0	0	0	0	0	0	0	0	0	0	0	-	0	0	0.0	0.0	0.0	0.0
0015	1	0	1	0	0	0	0	0	0	0	0	0	0	0	0	0	0	0	0	0	0	0	31.9	0	0	0.0	0.0	0.0	0.0
0030	0	0	0	0	0	0	0	0	0	0	0	0	0	0	0	0	0	0	0	0	0	0	-	0	0	0.0	0.0	0.0	0.0
0045	1	0	1	0	0	0	0	0	0	0	0	0	0	0	0	0	0	0	0	0	0	0	41.2	1	1	100.0	0.0	0.0	0.0
0100	1	0	1	0	0	0	0	0	0	0	0	0	0	0	0	0	0	0	0	0	0	0	33.4	0	0	0.0	0.0	0.0	0.0
0115	2	0	1	0	1	0	0	0	0	0	0	0	0	0	0	0	0	0	0	0	0	0	35.8	1	1	50.0	0.0	0.0	0.0
0130	0	0	0	0	0	0	0	0	0	0	0	0	0	0	0	0	0	0	0	0	0	0	-	0	0	0.0	0.0	0.0	0.0
0145	0	0	0	0	0	0	0	0	0	0	0	0	0	0	0	0	0	0	0	0	0	0	-	0	0	0.0	0.0	0.0	0.0
0200	0	0	0	0	0	0	0	0	0	0	0	0	0	0	0	0	0	0	0	0	0	0	-	0	0	0.0	0.0	0.0	0.0
0215	0	0	0	0	0	0	0	0	0	0	0	0	0	0	0	0	0	0	0	0	0	0	-	0	0	0.0	0.0	0.0	0.0
0230	1	0	1	0	0	0	0	0	0	0	0	0	0	0	0	0	0	0	0	0	0	0	35.3	0	0	0.0	0.0	0.0	0.0
0245	1	0	1	0	1	0	0	0	0	0	0	0	0	0	0	0	0	0	0	0	0	0	30.8	0	0	0.0	0.0	0.0	0.0
0300	1	0	0	0	1	0	0	0	0	0	0	0	0	0	0	0	0	0	0	0	0	0	39.2	0	0	0.0	0.0	0.0	0.0
0315	0	0	0	0	0	0	0	0	0	0	0	0	0	0	0	0	0	0	0	0	0	0	-	0	0	0.0	0.0	0.0	0.0
0330	1	0	0	0	1	0	0	0	0	0	0	0	0	0	0	0	0	0	0	0	0	0	37.2	0	0	0.0	0.0	0.0	0.0
0345	1	0	0	0	1	0	0	0	0	0	0	0	0	0	0	0	0	0	0	0	0	0	40.2	1	1	100.0	0.0	0.0	0.0
0400	1	0	0	0	0	0	0	0	0	0	0	0	0	0	0	0	0	0	0	0	0	0	39.5	0	0	0.0	0.0	0.0	0.0
0415	1	0	1	0	0	0	0	0	0	0	0	0	0	0	0	0	0	0	0	0	0	0	31.8	0	0	0.0	0.0	0.0	0.0
0430	0	0	0	0	0	0	0	0	0	0	0	0	0	0	0	0	0	0	0	0	0	0	-	0	0	0.0	0.0	0.0	0.0
0445	1	0	1	0	1	0	0	0	0	0	0	0	0	0	0	0	0	0	0	0	0	0	27.9	0	0	0.0	0.0	0.0	0.0
0500	1	0	0	0	1	0	0	0	0	0	0	0	0	0	0	0	0	0	0	0	0	0	43.9	1	1	100.0	0.0	0.0	0.0
0515	2	0	1	0	1	0	0	0	0	0	0	0	0	0	0	0	0	0	0	0	0	0	30.1	1	1	25.0	0.0	0.0	0.0
0530	4	0	1	0	1	0	0	0	0	0	0	0	0	0	0	0	0	0	0	0	0	0	47.4	2	2	50.0	1	25.0	0.0
0545	0	0	0	0	0	0	0	0	0	0	0	0	0	0	0	0	0	0	0	0	0	0	-	0	0	0.0	0.0	0.0	0.0
0600	0	0	0	0	0	0	0	0	0	0	0	0	0	0	0	0	0	0	0	0	0	0	-	0	0	0.0	0.0	0.0	0.0
0615	8	0	7	1	0	0	0	0	0	0	0	0	0	0	0	0	0	0	0	0	0	0	37.4	1	1	12.5	0.0	0.0	0.0
0630	9	0	6	3	0	0	0	0	0	0	0	0	0	0	0	0	0	0	0	0	0	0	37.4	4	4	44.4	0.0	0.0	0.0
0645	8	2	5	1	0	0	0	0	0	0	2	2	0	0	0	0	0	0	0	0	0	0	30.7	2	2	25.0	0.0	0.0	0.0
0700	24	0	21	2	0	0	0	0	0	0	0	0	0	0	0	0	0	0	0	0	0	0	38.0	7	7	29.2	0.0	0.0	0.0
0715	29	1	23	5	0	0	0	0	0	0	0	0	0	0	0	0	0	0	0	0	1	0	37.8	10	10	34.5	2	6.9	1
0730	45	2	44	1	0	0	0	0	0	0	0	0	0	0	0	0	0	0	0	0	0	0	38.2	9	9	20.0	2	4.4	1
0745	63	2	57	4	0	0	0	0	0	0	0	0	0	0	0	0	0	0	0	0	0	0	35.7	13	13	20.6	3	3.2	1
0800	92	1	80	10	0	0	1	0	0	0	1	1	0	0	0	0	0	0	0	0	0	0	36.7	9	9	9.8	3	3.3	1
0815	89	1	79	6	1	1	1	0	0	0	2	2	0	0	0	0	0	0	0	0	0	0	35.0	15	15	16.9	3	3.4	0
0830	84	0	76	7	1	0	1	0	0	0	0	0	0	0	0	0	0	0	0	0	0	0	35.8	13	13	15.5	3	3.6	0
0845	43	0	37	5	1	0	0	0	0	0	0	0	0	0	0	0	0	0	0	0	0	0	36.9	9	9	20.9	6	14.0	0
0900	40	0	35	5	0	0	0	0	0	0	0	0	0	0	0	0	0	0	0	0	0	0	37.2	9	9	22.5	3	7.5	0
0915	26	1	22	3	0	0	0	0	0	0	0	0	0	0	0	0	0	0	0	0	0	0	38.2	8	8	30.8	5	19.2	1
0930	23	0	17	2	0	0	1	0	0	0	0	0	0	0	0	0	0	0	0	0	0	0	37.1	6	6	26.1	0	0.0	0
0945	20	0	17	2	0	0	1	0	0	0	0	0	0	0	0	0	0	0	0	0	0	0	34.4	2	2	10.0	0	0.0	0
1000	26	0	20	3	0	0	0	0	0	0	0	0	0	0	0	0	0	0	0	0	0	0	35.4	6	6	23.1	1	5.3	0
1015	19	1	15	3	0	0	0	0	0	0	0	0	0	0	0	0	0	0	0	0	0	0	33.1	3	3	15.8	1	5.3	0
1030	20	0	15	3	0	0	0	0	0	0	0	0	0	0	0	0	0	0	0	0	0	0	33.4	10	10	40.4	1	10.0	0
1045	39	0	35	4	0	0	0	0	0	0	0	0	0	0	0	0	0	0	0	0	0	0	36.9	3	3	5.0	0	0.0	0
1100	15	0	10	4	1	0	0	0	0	0	0	0	0	0	0	0	0	0	0	0	0	0	34.1	1	1	2.6	1	2.6	0
1115	20	0	19	1	0	0	0	0	0	0	0	0	0	0	0	0	0	0	0	0	0	0	33.9	3	3	20.0	1	6.7	0
1130	35	2	26	7	0	0	0	0	0	0	0	0	0	0	0	0	0	0	0	0	0	0	34.4	14	14	28.6	5	10.2	0
1145	20	0	17	1	0	0	0	0	0	0	0	0	0	0	0	0	0	0	0	0	0	0	33.5	9	9	25.7	1	2.9	0
1200	32	1	26	3	1	1	0	0	0	0	0	0	0	0	0	0	0	0	0	0	0	0	36.2	6	6	30.0	1	5.0	0
1215	25	0	24	1	0	0	0	0	0	0	0	0	0	0	0	0	0	0	0	0	0	0	35.8	9	9	28.1	2	6.3	0
1230	26	1	21	3	0	0	0	0	0	0	0	0	0	0	0	0	0	0	0	0	0	0	34.9	3	3	12.0	1	4.0	0
1245	25	0	21	0	0	0	1	0	0	0	0	0	0	0	0	0	0	0	0	0	0	0	34.4	4	4	15.4	1	3.8	0
1300	19	0	19	0	0	0	3	0	0	0	0	0	0	0	0	0	0	0	0	0	0	0	34.5	4	4	16.0	1	4.0	0
1315	25	0	22	3	0	0	0	0	0	0	0	0	0	0	0	0	0	0	0	0	0	0	39.8	7	7	36.8	2	10.5	1
1330	29	0	25	4	0	0	0	0	0	0	0	0	0	0	0	0	0	0	0	0	0	0	38.7	9	9	36.0	2	8.0	0
1345	15	0	11	3	1	0	0	0	0	0	0	0	0	0	0	0	0	0	0	0	0	0	35.8	3	3	20.0	1	6.7	0
1400	23	0	20	3	2	0	0	0	0	0	0	0	0	0	0	0	0	0	0	0	0	0	35.8	7	7	28.0	1	4.0	0
1415	25	0	20	2	0	0	0	0	0	0	0	0	0	0	0	0	0	0	0	0	0	0	37.3	6	6	26.1	3	13.0	0
1430	44	1	40	2	1	0	0	0	0	0	0	0	0	0	0	0	0	0	0	0	0	0	36.7	8	8	18.2	4	9.1	1
1445	37	0	37	0	0	0	0	0	0	0	0	0	0	0	0	0	0	0	0	0	0	0	34.9	8	8	21.6	1	2.7	0
1500	52	1	46	5	0	0	0	0	0	0	0	0	0	0	0	0	0	0	0	0	0	0	36.0	8	8	15.4	4	7.7	0
1515	75	1	66	7	1	0	0	0	0	0	0	0	0	0	0	0	0	0	0	0	0	0	35.5	16	16	21.3	3	4.0	0
1530	72	1	59	11	1	0	0	0	0	0	0	0	0	0	0	0	0	0	0	0	0	0	34.9	8	8	25.0	8	11.1	0
1545	48	1	41	5	1	0	0	0	0	0	0	0	0	0	0	0	0	0	0	0	0	0	37.2	18	18	25.0	2	2.1	0
1600	86	0	74	9	3	0	0	0	0	0	0	0	0	0	0	0	0	0	0	0	0	0	36.3	10	10	20.8	1	2.3	0
1615	75	0	66	9	0	0	0	0	0	0	0	0	0	0	0	0	0	0	0	0	0	0	34.5	9	9	10.5	4	5.3	0
1630	53	1	44	5	3	0	0	0	0	0	1	1	0	0	0	0	0	0	0	0	0	0	34.4	16	16	21.3	3	5.7	0
1645	49	0	46	3	0	0	0	0	0	0	0	0	0	0	0	0	0	0	0	0	0	0	36.8	14	14	26.4	5	10.2	0
1700	64	0	60	1	0	0	0	0	0	0	0	0	0	0	0	0	0	0	0	0	0	0	38.1	14	14	28.6	5	9.4	2
1715	56	2	49	3	1	0	0	0	0	0	0	0	0	0	0	0	0	0	0	0	0	0	37.6	20	20	31.3	1	1.8	0
1730	35	2	32	1	0	0	0	0	0	0	0	0	0	0	0	0	0	0	0	0	0	0	33.1	6	6	10.7	1	2.9	0
1745	36	0	34	2	0	0	0	0	0	0	0	0	0	0	0	0	0	0	0	0	0	0	35.8	11	11	31.4	1	2.9	0
1800	52	0	47	5	0	0	0	0	0	0	0	0	0	0	0	0	0	0	0	0	0	0	35.9	8	8	22.2	2	5.6	0
1815	26	1	24	0	1	0	0	0	0	0	0	0	0	0	0	0	0	0	0	0	0	0	36.2	13	13	25.0	2	3.8	0
1830	24	0	21	3	0	0	0	0	0	0	0	0	0	0	0	0	0	0	0	0	0	0	35.4	4	4	15.4	1	3.8	0
1845	18	0	17	0	0	0	0	0	0	0	0	0	0	0	0	0	0	0	0	0	0	0	34.5	10	10	41.7	4	16.7	1
1900	18	0	17	1	0	0	0	0	0	0	1	1	0	0	0	0	0	0	0	0	0	0	33.3	5	5	27.8	2	11.1	0
1915	17	0	16	0	0	0	0	0	0	0	0	0	0	0	0	0	0	0	0	0	0	0	37.7	7	7	38.9	2	11.1	0
1930	16	2	14	0	0	0	0	0	0	0	0	0	0	0	0	0	0	0	0	0	0	0	47.4	4	4	23.5	3	17.7	0
1945	17	0	17	0	0	0	0	0	0	0	1	1	0	0	0	0	0	0	0	0	0	0	37.8	4	4	25.0	2	12.5	0
2000	15	0	13	2	0	0	0	0	0	0	0	0	0	0	0	0	0	0	0	0	0	0	35.8	2	2	11.8	0	0.0	0
2015	18	0	17	1	0	0	0	0	0	0	0	0	0	0	0	0	0	0	0	0	0	0	32.5	39.9	45.7	20.0	1	6.7	0
2030	17	0	16	1	0	0	0	0	0	0	0	0	0	0	0	0	0	0	0	0	0	0	38.0	41.0	46.3	27.8	2	11.1	0
2045	14	0	13	1	0	0	0	0	0	0	0	0	0	0	0	0	0	0	0	0	0	0	37.5	43.4	45.3	35.3	6	11.8	0
2100	17	0	15	1	1	0	0	0	0	0	0	0	0	0	0	0	0	0	0	0	0	0	37.2	39.2	45.3	33.4	2	5.9	0
2115	16	0	15	1	0	0	0	0	0	0	0	0	0	0	0	0	0	0	0	0	0	0	34.9	45.4	45.4	25.0	4	0.0	0
2130	7	0	5	1	1	0	0	0	0	0	0	0	0	0	0	0	0	0	0	0	0	0	34.7	-	-	14.3	1	14.3	0
2145	6	0	6	0	0	0	0	0	0	0	0	0	0	0	0	0	0	0	0	0	0	0	39.5	-	-	50.0	3	50.0	0
2200	12	1	10	1	0	0	0	0	0	0	0	0	0	0	0	0	0	0	0	0	0	0	38.3	-	-	33.3	2	16.7	0
2215	4	0	4	0	0	0	0	0	0	0	0	0	0	0	0	0	0	0	0	0	0	0	38.0	-	50.9	25.0	3	25.0	0
2230	5	0	5	0	0	0	0	0	0	0	0	0	0	0	0	0	0	0	0	0	0	0	41.3	-	-	75.0	3	75.0	0
2245	3	0	3	0	0	0	0	0	0	0	0	0	0	0	0	0	0	0	0	0	0	0	42.2	-	-	40.0	2	40.0	0
2300	3	0	3	0	0	0	0	0	0	0	0	0	0	0	0	0	0	0	0	0	0	0	35.9	-	-	0.0	0	0.0	0
2315	4	0	3	1	0	0	0	0	0	0	0	0	0	0	0	0	0	0	0	0	0	0	-	-	-	0.0	0	0.0	0
2330	2	0	2	0	0	0	0	0	0	0	0	0	0	0	0	0	0	0	0	0	0	0	39.5	-	-	50.0	2	50.0	0
2345	0	0	0	0	0	0	0	0	0	0	0	0	0	0	0	0	0	0	0	0	0	0	38.8	-	-	0.0	0	0.0	0
07-19	1918	23	1679	175	33	6	2	0	0	0	0	0	0	0	0	0	0	0	0	0	0	0	35.6	41.4	398	20.8	107	5.6	12
06-22	2110	27	1852	188	35	6	2	0	0	0	0	0	0	0	0	0	0	0	0	0	0	0	35.6	41.4	446	21.1	121	5.7	14
06-00	2140	28	1879	190	35	6	2	0	0	0	0	0	0	0	0	0	0	0	0	0	0	0	35.7	41.5	456	21.3	126	5.9	16
00-00	2162	30	1893	196	35	6	2	0	0	0	0	0	0	0	0	0	0	0	0	0	0	0	35.7	41.5	463	21.4	127	5.9	17

07-19	1918	23	1679	175	33	6	2	0	0	0	0	0	0	0	0	0	0	0	0	0	0	0	35.6	41.4	398	20.8	107	5.6	12
06-22	2110	27	1852	188	35	6	2	0	0	0	0	0	0	0	0	0	0	0	0	0	0	0	35.6	41.4	446	21.1	121	5.7	14
06-00	2140	28	1879	190	35	6	2	0	0	0	0	0	0	0	0	0	0	0	0	0	0	0	35.7	41.5	456	21.3	126	5.9	16
00-00	2162	30	1893	196	35	6	2	0	0	0	0	0	0	0	0	0	0	0	0	0	0	0	35.7	41.5	463	21.4	127	5.9	17

07-19	619	626	266	93	37	1	0	1	0	35.6	41.4	398	20.8	107	5.6	12	06
06-22	682	693	293	109	41	2	0	1	0	35.6	41.4	446	21.1	121	5.7	14	07
06-00	693	698	296	113	44	2	0	1	0	35.7	41.5	456	21.3	126	5.9	16	07
00-00	698	698	301	114	44	2	1	1	0	35.7	41.5	463	21.4	127	5.9	17	08

DIR 1

ALL VEHICLES	TOTAL
Mcycles	CLASS 1
Cars, taxis, 4WD	CLASS 2
LGV	CLASS 3
OGV1	CLASS 4
OGV2	CLASS 5
PSV	CLASS 6
	TIME
0 - 10 mph	0-10mph
10 - 15 mph	10-15mph
15 - 20 mph	15-20mph
20 - 25 mph	20-25mph
25 - 30 mph	25-30mph
30 - 35 mph	30-35mph
35 - 40 mph	35-40mph
40 - 45 mph	40-45mph
45 - 50 mph	45-50mph
50 - 60 mph	50-60mph
60 - 70 mph	60-70mph
70 - 80 mph	70-80mph
80 - 90 mph	80-90mph
90 - 100 mph	90mph+
AVG SPD	AVG SPD
85%ile	85%ile
> 40mph	PSL SPEEDING
% > 40mph	PSL% SPEEDING
	ACPO SPEEDING
	ACPO% SPEEDING
	DfT SPEEDING
	DfT% SPEEDING

PROJECT 35202 Ashford, Kent
SITE 35202-004
LOCATION CHART ROAD
DIRECTION **EASTBOUND →**
PSL 40mph

Sat 06 May
DAY 5

Time	Total	Cls 1	Cls 2	Cls 3	Cls 4	Cls 5	Cls 6	Fxd 1	Vbin 0	Vbin 10	Vbin 15	Vbin 20	Vbin 25	Vbin 30	Vbin 35	Vbin 40	Vbin 45	Vbin 50	Vbin 60	Vbin 70	Vbin 80	Vbin 90	Mean	V85	JPSL 40	JPSL% 40	JSL1 49	JSL1% 49	JSL2 55	JSL2% 55
0000	1	0	0	0	0	0	0	1	0	0	0	0	0	0	0	0	0	0	0	0	0	0	35.0 -	0	0	0.0	0	0.0	0	0.0
0015	2	2	0	0	0	0	0		0	0	0	0	1	0	0	0	0	0	0	0	0	0	35.4 -	1	1	50.0	0	0.0	0	0.0
0030	3	0	0	3	0	0	0		0	0	0	0	0	0	1	0	0	0	0	0	0	0	34.6 -	1	1	33.3	0	0.0	0	0.0
0045	0	0	0	0	0	0	0		0	0	0	0	0	0	0	0	0	0	0	0	0	0	-	0	0	0.0	0	0.0	0	0.0
0100	1	1	0	0	0	0	0		0	0	0	0	0	0	0	1	0	0	0	0	0	0	44.8 -	1	1	100.0	0	0.0	0	0.0
0115	0	0	0	0	0	0	0		0	0	0	0	0	0	0	0	0	0	0	0	0	0	-	0	0	0.0	0	0.0	0	0.0
0130	0	0	0	0	0	0	0		0	0	0	0	0	0	0	0	0	0	0	0	0	0	-	0	0	0.0	0	0.0	0	0.0
0145	0	0	0	0	0	0	0		0	0	0	0	0	0	0	0	0	0	0	0	0	0	-	0	0	0.0	0	0.0	0	0.0
0200	0	0	0	0	0	0	0		0	0	0	0	0	0	0	0	0	0	0	0	0	0	-	0	0	0.0	0	0.0	0	0.0
0215	0	0	0	0	0	0	0		0	0	0	0	0	0	0	0	0	0	0	0	0	0	-	0	0	0.0	0	0.0	0	0.0
0230	0	0	0	0	0	0	0		0	0	0	0	0	0	0	0	0	0	0	0	0	0	-	0	0	0.0	0	0.0	0	0.0
0245	0	0	0	0	0	0	0		0	0	0	0	0	0	0	0	0	0	0	0	0	0	-	0	0	0.0	0	0.0	0	0.0
0300	0	0	0	0	0	0	0		0	0	0	0	0	0	0	0	0	0	0	0	0	0	-	0	0	0.0	0	0.0	0	0.0
0315	1	1	0	0	0	0	0		0	0	0	0	0	0	0	0	0	0	0	0	0	0	53.3 -	1	1	100.0	0	0.0	0	0.0
0330	1	1	0	0	0	0	0		0	0	0	0	0	0	0	0	0	1	0	0	0	0	31.6 -	0	0	0.0	0	0.0	0	0.0
0345	1	1	0	0	0	0	0		0	0	0	0	0	0	0	0	0	0	0	0	0	0	37.8 -	0	0	0.0	0	0.0	0	0.0
0400	0	0	0	0	0	0	0		0	0	0	0	0	0	0	0	0	0	0	0	0	0	31.0 -	0	0	0.0	0	0.0	0	0.0
0415	1	1	0	0	0	0	0		0	0	0	0	0	0	0	0	0	0	0	0	0	0	39.7 -	0	0	0.0	0	0.0	0	0.0
0430	1	1	0	0	0	0	0		0	0	0	0	0	0	0	0	0	0	0	0	0	0	12.9 -	0	0	0.0	0	0.0	0	0.0
0445	0	0	0	0	0	0	0		0	0	0	0	0	0	0	0	0	0	0	0	0	0	37.3 -	0	0	0.0	0	0.0	0	0.0
0500	1	1	0	0	0	0	0		0	0	0	0	0	0	0	0	0	0	0	0	0	-	-	0	0	0.0	0	0.0	0	0.0
0515	0	0	0	0	0	0	0		0	0	0	0	0	0	0	0	0	0	0	0	0	0	32.0 -	0	0	0.0	0	0.0	0	0.0
0530	2	2	0	0	0	0	0		0	0	0	0	0	0	0	0	0	0	0	0	0	0	33.8 -	0	0	0.0	0	0.0	0	0.0
0545	1	1	0	0	0	0	0		0	0	0	0	0	0	0	0	0	0	0	0	0	0	43.8 -	1	1	100.0	0	0.0	0	0.0
0600	1	1	0	0	0	0	0		0	0	0	0	0	0	0	0	0	0	0	0	0	0	29.8 -	0	0	0.0	0	0.0	0	0.0
0615	5	5	0	0	0	0	0		0	0	0	0	0	0	0	0	0	0	0	0	0	0	35.1 -	1	1	20.0	0	0.0	0	0.0
0630	4	4	0	0	0	0	0		0	0	0	0	0	0	0	0	0	0	0	0	0	0	35.7 -	1	1	25.0	0	0.0	0	0.0
0645	2	2	0	0	0	0	0		0	0	0	0	0	0	0	0	0	0	0	0	0	0	36.0 -	0	0	0.0	0	0.0	0	0.0
0700	6	6	0	0	0	0	0		0	0	0	0	0	0	0	0	0	0	0	0	0	0	37.6 -	1	1	16.7	0	0.0	0	0.0
0715	9	8	1	0	0	0	0		0	0	0	0	0	0	0	0	0	0	0	0	0	0	37.5 -	3	3	33.3	0	0.0	0	0.0
0730	11	10	0	1	0	0	0		0	0	0	0	0	0	0	0	0	0	0	0	0	0	36.3 -	3	3	27.3	0	0.0	0	0.0
0745	10	10	0	0	0	0	0		0	0	0	0	0	0	0	0	0	0	0	0	0	0	35.3 -	3	3	30.0	0	0.0	0	0.0
0800	9	9	0	0	0	0	0		0	0	0	0	0	0	0	0	0	1	0	0	0	0	36.9 -	2	2	22.2	0	0.0	0	0.0
0815	11	8	0	1	0	0	0		0	0	0	0	0	0	0	0	0	0	0	0	0	0	38.8	5	5	45.5	1	11.1	0	0.0
0830	29	29	0	0	0	0	0		0	0	0	0	0	0	0	0	0	0	0	0	0	0	47.9	11	11	37.9	1	18.2	1	3.4
0845	23	21	1	0	0	0	0		0	0	0	0	0	0	0	0	0	0	0	0	0	0	44.0	1	1	4.3	0	0.0	0	0.0
0900	17	16	0	1	0	0	0		0	0	0	0	0	0	0	0	0	0	0	0	0	0	38.0	3	3	17.7	1	5.9	0	0.0
0915	25	24	0	0	0	0	0		0	0	0	0	0	0	0	0	0	0	0	0	0	0	40.7	2	2	8.0	0	0.0	0	0.0
0930	29	26	1	0	0	0	0		0	0	0	0	0	0	0	0	0	0	0	0	0	0	39.2	5	2	17.2	2	6.9	0	0.0
0945	23	19	2	0	0	0	0		0	0	0	0	0	0	0	0	0	0	0	0	0	0	40.3	3	3	13.0	1	4.3	0	0.0
1000	14	14	0	0	0	0	0		0	0	0	0	0	0	0	0	0	0	0	0	0	0	49.2	6	6	42.9	1	21.4	1	7.1
1015	28	27	1	0	0	0	0		0	0	0	0	0	0	0	0	0	0	0	0	0	0	38.8	3	3	10.7	2	7.1	2	7.1
1030	30	27	2	0	0	0	0		0	0	0	0	0	0	0	0	0	0	0	0	0	0	38.1	3	3	10.0	0	0.0	0	0.0
1045	17	13	3	0	0	0	0		0	0	0	0	0	0	0	0	0	0	0	0	0	0	38.3	2	2	11.8	0	0.0	0	0.0
1100	23	20	3	0	0	0	0		0	0	0	0	0	0	0	0	0	0	0	0	0	0	43.0	4	4	17.4	2	8.7	0	0.0
1115	25	23	2	0	0	0	0		0	0	0	0	0	0	0	0	0	0	0	0	0	0	35.3	2	2	8.0	0	0.0	0	0.0
1130	29	24	4	0	0	0	0		0	0	0	0	0	0	0	0	0	0	0	0	0	0	39.3	3	3	10.3	1	3.4	0	0.0
1145	17	15	2	0	0	0	0		0	0	0	0	0	0	0	0	0	0	0	0	0	0	34.9	2	2	8.0	0	0.0	0	0.0
1200	25	21	2	0	0	0	0		0	0	0	0	0	0	0	0	0	0	0	0	0	0	37.6	2	2	8.0	0	0.0	0	0.0
1215	21	19	1	1	0	0	0		0	0	0	0	0	0	0	0	0	0	0	0	0	0	34.9	3	3	14.3	1	4.8	0	0.0
1230	28	24	2	0	0	0	0		0	0	0	0	0	0	0	0	0	0	0	0	0	0	40.0	2	2	7.1	0	0.0	0	0.0
1245	23	19	4	0	0	0	0		0	0	0	0	0	0	0	0	0	0	0	0	0	0	37.6	4	4	17.4	0	0.0	0	0.0
1300	27	23	2	0	0	0	0		0	0	0	0	0	0	0	0	0	0	0	0	0	0	31.8	0	0	0.0	0	0.0	0	0.0
1315	24	21	3	0	0	0	0		0	0	0	0	0	0	0	0	0	0	0	0	0	0	29.5	0	0	0.0	0	0.0	0	0.0
1330	12	12	0	0	0	0	0		0	0	0	0	0	0	0	0	0	0	0	0	0	0	22.9	0	0	0.0	0	0.0	0	0.0
1345	11	9	1	1	0	0	0		0	0	0	0	0	0	0	0	0	0	0	0	0	0	30.7	2	2	8.3	1	4.2	0	0.0
1400	24	23	1	0	0	0	0		0	0	0	0	0	0	0	0	0	0	0	0	0	0	37.0	4	4	33.3	1	8.3	0	0.0
1415	19	18	1	0	0	0	0		0	0	0	0	0	0	0	0	0	0	0	0	0	0	30.0	1	1	9.1	0	0.0	0	0.0
1430	15	10	5	0	0	0	0		0	0	0	0	0	0	0	0	0	0	0	0	0	0	28.7	2	2	8.3	0	0.0	0	0.0
1445	24	20	1	0	0	0	0		0	0	0	0	0	0	0	0	0	0	0	0	0	0	33.1	2	2	15.8	2	10.5	0	0.0
1500	14	14	0	0	0	0	0		0	0	0	0	0	0	0	0	0	0	0	0	0	0	27.7	0	0	0.0	0	0.0	0	0.0
1515	18	17	1	0	0	0	0		0	0	0	0	0	0	0	0	0	0	0	0	0	0	31.1	3	3	12.5	2	8.3	0	0.0
1530	25	24	1	0	0	0	0		0	0	0	0	0	0	0	0	0	0	0	0	0	0	36.2	4	4	28.6	2	14.3	0	0.0
1545	15	11	2	2	1	0	0		0	0	0	0	0	0	0	0	0	0	0	0	0	0	33.3	3	3	12.0	0	0.0	0	0.0
1600	18	15	1	0	0	0	0		0	0	0	0	0	0	0	0	0	0	0	0	0	0	32.7	1	1	6.7	1	6.7	1	6.7
1615	16	15	1	0	0	0	0		0	0	0	0	0	0	0	0	0	0	0	0	0	0	38.5	0	0	0.0	0	0.0	0	0.0
1630	14	12	2	0	0	0	0		0	0	0	0	0	0	0	0	0	0	0	0	0	0	36.7	4	4	25.0	1	6.3	0	0.0
1645	17	16	1	0	0	0	0		0	0	0	0	0	0	0	0	0	0	0	0	0	0	43.5	8	8	57.1	3	21.4	0	0.0
1700	13	13	0	0	0	0	0		0	0	0	0	0	0	0	0	0	0	0	0	0	0	41.0	4	4	23.5	1	5.9	0	0.0
1715	20	18	2	0	0	0	0		0	0	0	0	0	0	0	0	0	0	0	0	0	0	48.8	0	0	0.0	0	0.0	0	0.0
1730	15	14	1	0	0	0	0		0	0	0	0	0	0	0	0	0	0	0	0	0	0	34.7	5	5	25.0	3	15.0	0	0.0
1745	15	15	0	0	0	0	0		0	0	0	0	0	0	0	0	0	0	0	0	0	0	38.0	8	8	53.3	2	13.3	0	0.0
1800	15	14	1	0	0	0	0		0	0	0	0	0	0	0	0	0	0	0	0	0	0	38.2	2	2	13.3	1	6.7	0	0.0
1815	12	10	1	1	0	0	0		0	0	0	0	0	0	0	0	0	0	0	0	0	0	37.8	4	4	26.7	1	6.7	0	0.0
1830	13	13	0	0	0	0	0		0	0	0	0	0	0	0	0	0	0	0	0	0	0	37.5	5	5	33.3	2	13.3	0	0.0
1845	16	12	2	2	0	0	0		0	0	0	0	0	0	0	0	0	0	0	0	0	0	45.7	7	7	58.3	1	8.3	1	8.3
1900	12	11	0	1	0	0	0		0	0	0	0	0	0	0	0	0	0	0	0	0	0	29.5	4	4	17.4	0	0.0	0	0.0
1915	24	22	0	1	0	0	0		0	0	0	0	0	0	0	0	0	0	0	0	0	0	32.8	0	0	0.0	0	0.0	0	0.0
1930	14	13	0	1	0	0	0		0	0	0	0	0	0	0	0	0	0	0	0	0	0	39.9	3	3	12.5	0	0.0	0	0.0
1945	15	14	0	1	0	0	0		0	0	0	0	0	0	0	0	0	0	0	0	0	0	46.4	4	4	28.6	2	14.3	0	0.0
2000	5	4	1	0	0	0	0		0	0	0	0	0	0	0	0	0	0	0	0	0	0	40.2	3	3	16.7	1	5.6	0	0.0
2015	5	5	0	0	0	0	0		0	0	0	0	0	0	0	0	0	0	0	0	0	0	39.5	3	3	12.0	0	0.0	0	0.0
2030	9	9	0	0	0	0	0		0	0	0	0	0	0	0	0	0	0	0	0	0	0	31.1	1	1	6.7	1	6.7	1	6.7
2045	9	8	1	0	0	0	0		0	0	0	0	0	0	0	0	0	0	0	0	0	0	32.7	0	0	0.0	0	0.0	0	0.0
2100	9	9	0	0	0	0	0		0	0	0	0	0	0	0	0	0	0	0	0	0	0	36.7	4	4	25.0	1	6.3	0	0.0
2115	8	5	2	1	0	0	0		0	0	0	0	0	0	0	0	0	0	0	0	0	0	40.0	8	8	57.1	3	21.4	0	0.0
2130	5	5	0	0	0	0	0		0	0	0	0	0	0	0	0	0	0	0	0	0	0	41.0	4	4	23.5	1	5.9	0	0.0
2145	10	10	0	0	0	0	0		0	0	0	0	0	0	0	0	0	0	0	0	0	0	38.7	0	0	0.0	0	0.0	0	0.0
2200	5	5	0	0	0	0	0		0	0	0	0	0	0	0	0	0	0	0	0	0	0	34.7	5	5	25.0	3	15.0	0	0.0
2215	4	4	0	0	0	0	0		0	0	0	0	0	0	0	0	0	0	0	0	0	0	38.0	8	8	53.3	2	13.3	0	0.0
2230	2	1	1	0	0	0	0		0	0	0	0	0	0	0	0	0	0	0	0	0	0	38.2	2	2	13.3	0	0.0	0	0.0
2245	0	0	0	0	0	0	0		0	0	0	0	0	0	0	0	0	0	0	0	0	0	37.8	4	4	26.7	1	6.7	0	0.0
2300	4	4	0	0	0	0	0		0	0	0	0	0	0	0	0	0	0	0	0	0	0	37.5	5	5	33.3	2	13.3	1	6.7
2315	2	2	0	0	0	0	0		0	0	0	0	0	0	0	0	0	0	0	0	0	0	45.7	7	7	58.3	1	8.3	1	8.3
2330	1	1	0	0	0	0	0		0	0	0	0	0	0	0	0	0	0	0	0	0	0	47.5	6	6	40.0	2	13.3	0	0.0
2345	1	1	0	0	0	0	0		0	0	0	0	0	0	0	0	0	0	0	0	0	0	40.8	2	2	15.4	0	0.0	0	0.0
07-19	694	601	64	11	2	0	0		3	14	50	78	133	238	226	103	35	10	2	1	0	0	33.1	40.5	152	17.0	43	4.8	7	0.8
06-22	1031	928	70	14	2	0	0		3	14	50	79	150	270	266	132	45	18	2	1	0	0	33.7	41.0	199	19.3	59	5.7	9	0.9
06-00	1050	946	71	14	2	0	0		3	14	50	79	153	270	272	137	48	20	2	1	0	0	33.8	41.2	209	19.9	63	6.0	9	0.9
00-00	1068	963	71	14	2	0	0		3	15	50	80	154	275	277	141	48	21	2	1	0	0	33.8	41.2	214	20.0	64	6.0	9	0.8

DIR 1

ALL VEHICLES	TOTAL	
Mcycles	CLASS 1	
Cars, taxis, 4WD	CLASS 2	
LGV	CLASS 3	
OGV1	CLASS 4	
OGV2	CLASS 5	
PSV	CLASS 6	
	TIME	
0 - 10 mph	0-10mph	
10 - 15 mph	10-15mph	
15 - 20 mph	15-20mph	
20 - 25 mph	20-25mph	
25 - 30 mph	25-30mph	
30 - 35 mph	30-35mph	
35 - 40 mph	35-40mph	
40 - 45 mph	40-45mph	
45 - 50 mph	45-50mph	
50 - 60 mph	50-60mph	
60 - 70 mph	60-70mph	
70 - 80 mph	70-80mph	
80 - 90 mph	80-90mph	
90 - 100 mph	90mph+	
AVG SPD	AVG SPD	
85%ile	85%ile	
> 40mph	PSL SPEEDING	
% > 40mph	PSL% SPEEDING	
	ACPO SPEEDING	
	ACPO% SPEEDING	
	DfT SPEEDING	
	DfT% SPEEDING	

PROJECT 35202 Ashford, Kent
SITE 35202-004
LOCATION CHART ROAD
DIRECTION **EASTBOUND →**
PSL 40mph

DIR 1

	TOTAL	CLASS 1	CLASS 2	CLASS 3	CLASS 4	CLASS 5	CLASS 6
ALL VEHICLES							
Mcycles							
Cars, taxis, 4WD							
LGV							
OGV1							
OGV2							
PSV							

	TIME
0 - 10 mph	0-10mph
10 - 15 mph	10-15mph
15 - 20 mph	15-20mph
20 - 25 mph	20-25mph
25 - 30 mph	25-30mph
30 - 35 mph	30-35mph
35 - 40 mph	35-40mph
40 - 45 mph	40-45mph
45 - 50 mph	45-50mph
50 - 60 mph	50-60mph
60 - 70 mph	60-70mph
70 - 80 mph	70-80mph
80 - 90 mph	80-90mph
90 - 100 mph	90mph+
AVG SPD	AVG SPD
85%ile	85%ile
> 40mph	PSL SPEEDING
% > 40mph	PSL% SPEEDING
	ACPO SPEEDING
	ACPO% SPEEDING
	DfT SPEEDING
	DfT% SPEEDING

Sun 07 May

DAY 6	Total	Cls 1	Cls 2	Cls 3	Cls 4	Cls 5	Cls 6	Fxd	Time	V0in	V10in	V15in	V20in	V25in	V30in	V35in	V40in	V45in	V50in	V60in	V70in	V80in	V90in	Mean	V85p	JPSL	JPSL%	PSL	PSL%	ACPO	ACPO%	DfT	DfT%
0000	0	0	0	0	0	0	0		0000	0	0	0	0	0	0	0	0	0	0	0	0	0	0	-	48.0	0	0.0	0	0.0	0	0.0	0	0.0
0015	1	0	1	0	0	0	0		0015	0	0	0	0	0	0	0	0	0	0	0	0	0	0	-	48.0	1	100.0	1	100.0	1	100.0	0	0.0
0030	2	0	2	0	0	0	0		0030	0	0	0	0	0	0	0	0	0	0	0	0	0	0	48.4	-	2	100.0	2	100.0	0	0.0	0	0.0
0045	0	0	0	0	0	0	0		0045	0	0	0	0	0	0	0	0	0	0	0	0	0	0	-	-	0	0.0	0	0.0	0	0.0	0	0.0
0100	0	0	0	0	0	0	0		0100	0	0	0	0	0	0	0	0	0	0	0	0	0	0	-	-	0	0.0	0	0.0	0	0.0	0	0.0
0115	2	0	0	1	0	0	0		0115	0	0	0	0	0	0	0	0	0	0	0	0	0	0	31.8	-	0	0.0	0	0.0	0	0.0	1	100.0
0130	0	0	0	0	0	0	0		0130	0	0	0	0	0	0	0	0	0	0	0	0	0	0	-	-	0	0.0	0	0.0	0	0.0	0	0.0
0145	2	0	0	2	0	0	0		0145	0	0	0	0	0	0	0	0	0	0	0	0	0	0	45.0	-	1	50.0	1	50.0	1	50.0	0	0.0
0200	0	0	0	0	0	0	0		0200	0	0	0	0	0	0	0	0	0	0	0	0	0	0	-	-	0	0.0	0	0.0	0	0.0	0	0.0
0215	0	0	0	0	0	0	0		0215	0	0	0	0	0	0	0	0	0	0	0	0	0	0	-	-	0	0.0	0	0.0	0	0.0	0	0.0
0230	0	0	0	0	0	0	0		0230	0	0	0	0	0	0	0	0	0	0	0	0	0	0	-	-	0	0.0	0	0.0	0	0.0	0	0.0
0245	1	0	1	0	0	0	0		0245	0	0	0	0	0	0	0	0	0	0	0	0	0	0	32.1	-	0	0.0	0	0.0	0	0.0	0	0.0
0300	0	0	0	0	0	0	0		0300	0	0	0	0	0	0	0	0	0	0	0	0	0	0	-	-	0	0.0	0	0.0	0	0.0	0	0.0
0315	1	0	0	1	0	0	0		0315	0	0	0	0	0	0	0	0	0	0	0	0	0	0	44.4	-	1	100.0	1	100.0	0	0.0	0	0.0
0330	0	0	0	0	0	0	0		0330	0	0	0	0	0	0	0	0	0	0	0	0	0	0	-	-	0	0.0	0	0.0	0	0.0	0	0.0
0345	0	0	0	0	0	0	0		0345	0	0	0	0	0	0	0	0	0	0	0	0	0	0	-	-	0	0.0	0	0.0	0	0.0	0	0.0
0400	0	0	0	0	0	0	0		0400	0	0	0	0	0	0	0	0	0	0	0	0	0	0	-	-	0	0.0	0	0.0	0	0.0	0	0.0
0415	0	0	0	0	0	0	0		0415	0	0	0	0	0	0	0	0	0	0	0	0	0	0	-	-	0	0.0	0	0.0	0	0.0	0	0.0
0430	1	0	1	0	0	0	0		0430	0	0	0	0	0	0	0	0	0	0	0	0	0	0	51.0	-	1	100.0	1	100.0	1	100.0	0	0.0
0445	0	0	0	0	0	0	0		0445	0	0	0	0	0	0	0	0	0	0	0	0	0	0	-	-	0	0.0	0	0.0	0	0.0	0	0.0
0500	1	0	1	0	0	0	0		0500	0	0	0	0	0	0	0	0	0	0	0	0	0	0	39.6	-	0	0.0	0	0.0	0	0.0	0	0.0
0515	0	0	0	0	0	0	0		0515	0	0	0	0	0	0	0	0	0	0	0	0	0	0	32.1	-	0	0.0	0	0.0	0	0.0	0	0.0
0530	1	0	1	0	0	0	0		0530	0	0	0	0	0	0	0	0	0	0	0	0	0	0	39.3	-	0	0.0	0	0.0	0	0.0	0	0.0
0545	1	0	1	0	0	0	0		0545	0	0	0	0	0	0	0	0	0	0	0	0	0	0	36.3	-	0	0.0	0	0.0	0	0.0	0	0.0
0600	2	0	1	1	0	0	0		0600	0	0	0	0	0	0	0	0	0	0	0	0	0	0	32.2	-	0	0.0	0	0.0	0	0.0	0	0.0
0615	3	0	3	0	0	0	0		0615	0	0	0	0	0	0	0	0	0	0	0	0	0	0	24.9	-	0	0.0	0	0.0	0	0.0	0	0.0
0630	3	1	2	0	0	0	0		0630	0	0	0	0	0	0	0	0	0	0	0	0	0	0	35.5	-	0	0.0	0	0.0	0	0.0	0	0.0
0645	2	0	1	1	0	0	0		0645	0	0	0	0	0	0	0	0	0	0	0	0	0	0	39.4	-	1	50.0	1	50.0	0	0.0	0	0.0
0700	3	0	2	0	0	0	0		0700	0	0	0	0	0	0	0	0	0	0	0	0	0	0	33.0	-	0	0.0	0	0.0	0	0.0	0	0.0
0715	3	0	3	0	0	0	0		0715	0	0	0	0	0	0	0	0	0	0	0	0	0	0	35.9	44.3	2	16.7	1	8.3	0	0.0	0	0.0
0730	12	1	10	0	0	1	0		0730	0	0	0	0	0	0	0	0	0	0	0	0	0	0	38.7	-	3	50.0	3	50.0	0	0.0	0	0.0
0745	6	0	6	0	0	0	0		0745	0	0	0	0	0	0	0	0	0	0	0	0	0	0	37.5	-	1	50.0	1	50.0	0	0.0	0	0.0
0800	2	0	2	0	0	0	0		0800	0	0	0	0	0	0	0	0	0	0	0	0	0	0	30.6	-	0	0.0	0	0.0	0	0.0	0	0.0
0815	4	1	3	0	0	0	0		0815	0	0	0	0	0	0	0	0	0	0	0	0	0	0	35.7	40.0	1	8.3	0	0.0	0	0.0	0	0.0
0830	12	0	12	0	0	0	0		0830	0	0	0	0	0	0	0	0	0	0	0	0	0	0	37.5	45.7	5	31.3	2	12.5	0	0.0	0	0.0
0845	16	0	16	0	0	0	0		0845	0	0	0	0	0	0	0	0	0	0	0	0	0	0	36.5	42.1	5	23.8	1	4.8	1	4.8	0	0.0
0900	21	2	17	0	0	2	0		0900	0	0	0	0	0	0	0	0	0	0	0	0	0	0	35.3	37.4	0	0.0	0	0.0	0	0.0	0	0.0
0915	11	1	10	0	0	0	0		0915	0	0	0	0	0	0	0	0	0	0	0	0	0	0	38.0	42.8	5	33.3	0	0.0	0	0.0	0	0.0
0930	15	0	14	1	0	0	0		0930	0	0	0	0	0	0	0	0	0	0	0	0	0	0	36.5	42.6	5	22.7	0	0.0	0	0.0	0	0.0
0945	22	0	22	0	0	0	0		0945	0	0	0	0	0	0	0	0	0	0	0	0	0	0	32.0	38.6	2	9.5	0	0.0	0	0.0	0	0.0
1000	21	3	17	0	0	1	0		1000	0	0	0	0	0	0	0	0	0	0	0	0	0	0	35.1	39.6	2	11.1	0	0.0	0	0.0	0	0.0
1015	18	0	18	0	0	0	0		1015	0	0	0	0	0	0	0	0	0	0	0	0	0	0	33.7	37.9	0	0.0	0	0.0	0	0.0	0	0.0
1030	24	0	24	0	0	0	0		1030	0	0	0	0	0	0	0	0	0	0	0	0	0	0	34.4	44.6	3	19.8	2	12.5	0	0.0	0	0.0
1045	16	0	15	1	0	0	0		1045	0	0	0	0	0	0	0	0	0	0	0	0	0	0	32.5	37.6	1	7.7	1	7.7	0	0.0	0	0.0
1100	13	1	11	0	0	1	0		1100	0	0	0	0	0	0	0	0	0	0	0	0	0	0	36.3	39.9	3	14.3	0	0.0	0	0.0	0	0.0
1115	21	0	20	1	0	0	0		1115	0	0	0	0	0	0	0	0	0	0	0	0	0	0	35.4	41.1	5	17.9	0	0.0	0	0.0	0	0.0
1130	28	0	28	0	0	0	0		1130	0	0	0	0	0	0	0	0	0	0	0	0	0	0	33.1	40.8	4	14.3	2	7.1	0	0.0	0	0.0
1145	28	1	26	0	0	1	0		1145	0	0	0	0	0	0	0	0	0	0	0	0	0	0	33.7	39.4	6	11.5	0	0.0	0	0.0	0	0.0
1200	52	0	50	2	0	0	0		1200	0	0	0	0	0	0	0	0	0	0	0	0	0	0	34.2	38.7	3	8.6	0	0.0	0	0.0	0	0.0
1215	35	1	34	0	0	0	0		1215	0	0	0	0	0	0	0	0	0	0	0	0	0	0	35.6	41.4	7	20.0	2	5.7	0	0.0	0	0.0
1230	35	0	35	0	0	0	0		1230	0	0	0	0	0	0	0	0	0	0	0	0	0	0	36.1	41.5	5	17.2	2	6.9	0	0.0	0	0.0
1245	29	1	25	3	0	0	0		1245	0	0	0	0	0	0	0	0	0	0	0	0	0	0	34.6	43.6	3	19.4	3	9.7	0	0.0	0	0.0
1300	31	1	30	0	0	0	0		1300	0	0	0	0	0	0	0	0	0	0	0	0	0	0	34.0	41.5	3	17.7	1	5.9	0	0.0	0	0.0
1315	17	1	16	0	0	0	0		1315	0	0	0	0	0	0	0	0	0	0	0	0	0	0	37.2	42.4	6	36.8	1	5.3	0	0.0	0	0.0
1330	19	2	16	1	0	0	0		1330	0	0	0	0	0	0	0	0	0	0	0	0	0	0	32.5	43.8	3	15.8	1	5.3	0	0.0	0	0.0
1345	19	0	17	1	0	1	0		1345	0	0	0	0	0	0	0	0	0	0	0	0	0	0	34.3	41.1	5	15.6	1	3.1	0	0.0	0	0.0
1400	32	0	29	2	1	0	0		1400	0	0	0	0	0	0	0	0	0	0	0	0	0	0	35.4	43.5	4	21.1	1	8.3	0	0.0	1	5.3
1415	12	1	11	0	0	0	0		1415	0	0	0	0	0	0	0	0	0	0	0	0	0	0	37.9	41.3	4	21.1	1	5.3	0	0.0	1	5.3
1430	19	0	19	0	0	0	0		1430	0	0	0	0	0	0	0	0	0	0	0	0	0	0	38.2	46.1	8	32.0	4	16.0	2	10.5	1	5.3
1445	25	2	21	2	0	0	0		1445	0	0	0	0	0	0	0	0	0	0	0	0	0	0	33.2	40.8	2	13.3	0	0.0	0	0.0	0	0.0
1500	15	0	13	2	0	0	0		1500	0	0	0	0	0	0	0	0	0	0	0	0	0	0	32.1	41.8	2	12.5	2	12.5	0	0.0	0	0.0
1515	16	3	12	0	0	1	0		1515	0	0	0	0	0	0	0	0	0	0	0	0	0	0	37.0	48.8	7	31.8	4	18.2	2	9.1	2	9.1
1530	22	2	19	1	0	0	0		1530	0	0	0	0	0	0	0	0	0	0	0	0	0	0	39.0	44.0	6	46.2	1	7.7	0	0.0	0	0.0
1545	13	0	12	1	0	0	0		1545	0	0	0	0	0	0	0	0	0	0	0	0	0	0	39.8	45.2	7	53.9	1	7.7	0	0.0	0	0.0
1600	9	0	8	1	0	0	0		1600	0	0	0	0	0	0	0	0	0	0	0	0	0	0	36.0	-	2	22.2	1	11.1	0	0.0	0	0.0
1615	13	1	10	2	0	0	0		1615	0	0	0	0	0	0	0	0	0	0	0	0	0	0	38.8	44.6	5	38.5	0	0.0	0	0.0	0	0.0
1630	13	1	12	0	0	0	0		1630	0	0	0	0	0	0	0	0	0	0	0	0	0	0	35.1	44.2	3	23.1	1	7.7	0	0.0	0	0.0
1645	14	2	12	0	0	0	0		1645	0	0	0	0	0	0	0	0	0	0	0	0	0	0	31.5	42.1	2	14.3	1	7.1	0	0.0	0	0.0
1700	22	2	20	1	0	0	0		1700	0	0	0	0	0	0	0	0	0	0	0	0	0	0	35.1	41.5	3	13.6	0	0.0	0	0.0	0	0.0
1715	14	0	13	1	0	0	0		1715	0	0	0	0	0	0	0	0	0	0	0	0	0	0	36.7	40.3	3	21.4	1	7.1	0	0.0	0	0.0
1730	16	0	16	0	0	0	0		1730	0	0	0	0	0	0	0	0	0	0	0	0	0	0	36.1	41.4	2	12.5	0	0.0	0	0.0	0	0.0
1745	16	1	9	0	0	0	0		1745	0	0	0	0	0	0	0	0	0	0	0	0	0	0	35.4	-	2	20.0	1	6.3	0	0.0	0	0.0
1800	10	0	11	0	0	0	0		1800	0	0	0	0	0	0	0	0	0	0	0	0	0	0	42.5	54.0	6	54.6	3	27.3	1	9.1	0	0.0
1815	11	0	12	0	0	0	0		1815	0	0	0	0	0	0	0	0	0	0	0	0	0	0	37.7	44.6	3	25.0	1	8.3	0	0.0	1	9.1
1830	12	0	12	0	0	0	0		1830	0	0	0	0	0	0	0	0	0	0	0	0	0	0	41.2	-	4	40.0	1	10.0	0	0.0	0	0.0
1845	10	0	10	0	0	0	0		1845	0	0	0	0	0	0	0	0	0	0	0	0	0	0	41.2	54.1	8	42.1	5	26.3	1	5.3	5	26.3
1900	17	1	17	0	0	0	0		1900	0	0	0	0	0	0	0	0	0	0	0	0	0	0	31.0	37.7	1	6.3	0	0.0	0	0.0	0	0.0
1915	15	0	15	1	0	0	0		1915	0	0	0	0	0	0	0	0	0	0	0	0	0	0	44.2	57.6	4	54.6	4	36.4	1	9.1	4	36.4
1930	11	0	8	3	0	0	0		1930	0	0	0	0	0	0	0	0	0	0	0	0	0	0	37.3	46.7	5	33.3	3	20.0	1	9.1	0	0.0
1945	15	1	13	1	0	0	0		1945	0	0	0	0	0	0	0	0	0	0	0	0	0	0	39.7	47.9	7	46.7	3	20.0	1	6.7	0	0.0
2000	15	0	14	0	0	0	0		2000	0	0	0	0	0	0	0	0	0	0	0	0	0	0	35.9	-	2	20.0	0	0.0	0	0.0	0	0.0
2015	10	0	10	0	0	0	0		2015	0	0	0	0	0	0	0	0	0	0	0	0	0	0	39.2	48.0	5	45.5	2	18.2	0	0.0	2	18.2
2030	11	0	11	0	0	0	0		2030	0	0	0	0	0	0	0	0	0	0	0	0	0	0	33.5	-	1	11.1	0	0.0	0	0.0	0	0.0
2045	9	0	9	0	0	0	0		2045	0	0	0	0	0	0	0	0	0	0	0	0	0	0	35.1	45.7	4	36.4	1	9.1	0	0.0	0	0.0
2100	11	0	11	0	0	0	0		2100	0	0	0	0	0	0	0	0	0	0	0	0	0	0	38.7	44.2	6	42.9	0	0.0	0	0.0	0	0.0
2115	14	0	12	2	0	0	0		2115	0	0	0	0	0	0	0	0	0	0	0	0	0	0	33.4	-	0	0.0	0	0.0	0	0.0	0	0.0
2130	7	0	7	0	0	0	0		2130	0	0	0	0	0	0	0	0	0	0	0	0	0	0	32.2	-	0	0.0	1	25.0	0	0.0	1	25.0
2145	4	0	3	1	0	0	0		2145	0	0	0	0	0	0	0	0	0	0	0	0	0	0	34.6	-	0	0.0	0	0.0	0	0.0	0	0.0
2200	6	0	5	1	0	0	0		2200	0	0	0	0	0	0	0	0	0	0	0	0	0	0	36.0	-	0	0.0	0	0.0	0	0.0	0	0.0
2215	4	0	3	1	0	0	0		2215	0	0	0	0	0	0	0	0	0	0	0	0	0	0	31.9	-	1	20.0	1	20.0	0	0.0	0	0.0
2230	5	0	5	0	0	0	0		2230	0	0	0	0	0	0	0	0	0	0	0	0	0	0	41.7	-	2	66.7	1	33.3	0	0.0	0	0.0
2245	3	0	2	1	0	0	0		2245	0	0	0	0	0	0	0	0	0	0	0	0	0	0	44.9	-	1	33.3	1	33.3	1	33.3	1	33.3
2300	3	0	3	0	0	0	0		2300	0	0	0	0	0	0	0	0	0	0	0	0	0	0	37.8	-	0	0.0	0	0.0	0	0.0	0	0.0
2315	1	0	1	0	0	0	0		2315	0	0	0	0	0	0	0	0	0	0	0	0	0	0	-	-	0	0.0	0	0.0	0	0.0	0	0.0
2330	0	0	0	0	0	0	0		2330	0	0	0	0	0	0	0	0	0	0	0	0	0	0	43.7	-	1	100.0	1	100.0	0	0.0	0	0.0
2345	1	0	0	1	0	0	0		2345	0	0	0	0	0	0	0	0	0	0	0	0	0	0										
07-19	843	30	780	23	7	3	0		07-19	2	7	11	13	100	256	286	117	34	14	2	1	0	0	35.5	42.0	168	19.9	44	5.2	6	0.7
06-22	994	34	917	33	7	3	0		06-22	2	8	14	20	113	299	323	143	45	22	3	3	0	0	35.7	42.5	215	21.6	63	6.3	9	0.9
06-00	1017	34	936	37	7	3	0		06-00	2	8	14	20	117	302	334	146	46	22	3	3	0	0	35.7	42.5	220	21.6	65	6.4	10	1.0
00-00	1031	34	948	38	8	3	0		00-00	2	8	14	20	118	305	338	147	48	25	3	3	0	0	35.8	42.6	226	21.9	70	6.8	10	1.0

PROJECT 35202 Ashford, Kent
SITE 35202-004
LOCATION CHART ROAD
DIRECTION **EASTBOUND →**
PSL 40mph

DIR 1

	DIR 1
ALL VEHICLES	TOTAL
Mcycles	CLASS 1
Cars, taxis, 4WD	CLASS 2
LGV	CLASS 3
OGV1	CLASS 4
OGV2	CLASS 5
PSV	CLASS 6
	TIME
0 - 10 mph	0-10mph
10 - 15 mph	10-15mph
15 - 20 mph	15-20mph
20 - 25 mph	20-25mph
25 - 30 mph	25-30mph
30 - 35 mph	30-35mph
35 - 40 mph	35-40mph
40 - 45 mph	40-45mph
45 - 50 mph	45-50mph
50 - 60 mph	50-60mph
60 - 70 mph	60-70mph
70 - 80 mph	70-80mph
80 - 90 mph	80-90mph
90 - 100 mph	90mph+
AVG SPD	AVG SPD
85%ile	85%ile
> 40mph	PSL SPEEDING
% > 40mph	PSL% SPEEDING
	ACPO SPEEDING
	ACPO% SPEEDING
	DfT SPEEDING
	DfT% SPEEDING

Mon 08 May

DAY 7	Total	Cls 1	Cls 2	Cls 3	Cls 4	Cls 5	Cls 6	Fxd 1	Time
0000	1	0	1	0	0	0	0	0	0000
0015	1	0	1	0	0	0	0	0	0015
0030	0	0	0	0	0	0	0	0	0030
0045	2	0	1	0	0	0	0	0	0045
0100	2	0	2	0	0	0	0	0	0100
0115	1	0	0	1	0	0	0	0	0115
0130	0	0	0	0	0	0	0	0	0130
0145	0	0	0	0	0	0	0	0	0145
0200	0	0	0	0	0	0	0	0	0200
0215	0	0	0	0	0	0	0	0	0215
0230	0	0	0	0	0	0	0	0	0230
0245	1	0	1	0	0	0	0	0	0245
0300	0	0	0	0	0	0	0	0	0300
0315	2	0	1	1	0	0	0	0	0315
0330	1	0	0	0	0	0	0	0	0330
0345	0	0	0	0	0	0	0	0	0345
0400	0	0	0	0	0	0	0	0	0400
0415	2	0	2	0	0	0	0	0	0415
0430	1	0	1	0	0	0	0	0	0430
0445	0	0	0	0	0	0	0	0	0445
0500	1	0	1	0	0	0	0	0	0500
0515	1	0	0	1	0	0	0	0	0515
0530	0	0	0	0	0	0	0	0	0530
0545	0	0	0	0	0	0	0	0	0545
0600	1	0	1	0	0	0	0	0	0600
0615	1	0	1	0	0	0	0	0	0615
0630	5	1	3	0	1	0	0	0	0630
0645	3	0	1	0	0	0	0	0	0645
0700	2	0	1	1	0	0	0	0	0700
0715	5	0	4	0	1	0	0	0	0715
0730	3	0	3	0	0	0	0	0	0730
0745	15	2	12	1	0	0	0	0	0745
0800	5	1	4	0	0	0	0	0	0800
0815	14	0	12	2	0	0	0	0	0815
0830	6	0	5	1	0	0	0	0	0830
0845	7	0	7	0	0	0	0	0	0845
0900	14	0	11	3	0	0	0	0	0900
0915	8	0	8	0	0	0	0	0	0915
0930	13	0	12	1	0	0	0	0	0930
0945	19	0	14	3	2	0	0	0	0945
1000	17	0	14	1	0	0	0	0	1000
1015	15	3	11	1	0	0	0	0	1015
1030	19	1	17	1	0	0	0	0	1030
1045	13	0	13	0	0	0	0	0	1045
1100	18	1	16	1	0	0	0	0	1100
1115	13	1	10	0	1	0	0	0	1115
1130	19	0	19	0	0	0	0	0	1130
1145	25	1	23	1	0	0	0	0	1145
1200	24	2	21	1	0	0	0	0	1200
1215	14	0	13	1	0	0	0	0	1215
1230	20	0	20	0	0	0	0	0	1230
1245	17	1	13	3	0	0	0	0	1245
1300	23	1	20	2	0	0	0	0	1300
1315	12	0	9	3	0	0	0	0	1315
1330	19	0	17	2	0	0	0	0	1330
1345	13	0	12	1	0	0	0	0	1345
1400	13	1	11	1	0	0	0	0	1400
1415	10	0	9	1	0	0	0	0	1415
1430	19	0	18	0	1	0	0	0	1430
1445	26	1	24	1	0	0	0	0	1445
1500	14	1	13	0	0	0	0	0	1500
1515	16	0	15	1	0	0	0	0	1515
1530	18	1	16	1	0	0	0	0	1530
1545	15	0	15	0	0	0	0	0	1545
1600	6	1	5	0	0	0	0	0	1600
1615	22	1	19	2	0	0	0	0	1615
1630	16	1	15	0	0	0	0	0	1630
1645	23	1	19	2	1	0	0	0	1645
1700	15	1	13	1	0	0	0	0	1700
1715	14	0	14	0	0	0	0	0	1715
1730	15	0	13	2	0	0	0	0	1730
1745	17	0	15	1	1	0	0	0	1745
1800	15	0	14	1	0	0	0	0	1800
1815	8	1	7	0	0	0	0	0	1815
1830	3	0	3	0	0	0	0	0	1830
1845	16	1	13	0	0	0	0	0	1845
1900	11	0	10	1	0	0	0	0	1900
1915	11	0	10	1	0	0	0	0	1915
1930	10	0	9	1	0	0	0	0	1930
1945	8	0	7	1	0	0	0	0	1945
2000	5	0	6	0	0	0	0	0	2000
2015	6	0	6	0	0	0	0	0	2015
2030	8	2	6	0	0	0	0	0	2030
2045	4	0	3	0	0	0	0	0	2045
2100	9	0	8	1	0	0	0	0	2100
2115	4	0	4	0	0	0	0	0	2115
2130	5	0	4	1	0	0	0	0	2130
2145	5	0	5	0	0	0	0	0	2145
2200	5	0	5	0	0	0	0	0	2200
2215	3	0	3	0	0	0	0	0	2215
2230	2	0	1	1	0	0	0	0	2230
2245	3	0	3	0	0	0	0	0	2245
2300	2	0	2	0	0	0	0	0	2300
2315	2	0	2	0	0	0	0	0	2315
2330	0	0	0	0	0	0	0	0	2330
2345	0	0	0	0	0	0	0	0	2345
07-19	693	25	614	42	9	3	0	0	07-19
06-22	792	30	699	49	11	3	0	0	06-22
06-00	809	30	713	52	11	3	0	0	06-00
00-00	825	31	726	54	11	3	0	0	00-00

DAY 7	VbIn 0 10	VbIn 10 15	VbIn 15 20	VbIn 20 25	VbIn 25 30	VbIn 30 35	VbIn 35 40	VbIn 40 45	VbIn 45 50	VbIn 50 60	VbIn 60 70	VbIn 70 80	VbIn 80 90	VbIn 90 100	Mean	V85	PSL 40	PSL% 40	PSL 49	PSL% 49	PSL 55	PSL% 55	PSL 65	PSL% 65
0000	0	0	0	0	0	0	0	0	0	0	0	0	0	0	44.0 -		1	100.0	0	0.0	0	0.0	0	0.0
0015	0	0	0	0	1	0	0	1	0	0	0	0	0	0	29.3 -		0	0.0	0	0.0	0	0.0	0	0.0
0030	0	0	0	0	0	1	0	0	0	0	0	0	0	0	0 -		0	0.0	0	0.0	0	0.0	0	0.0
0045	0	0	0	1	1	0	0	0	0	0	0	0	0	0	22.5 -		0	0.0	0	0.0	0	0.0	0	0.0
0100	0	0	0	0	0	0	1	0	0	0	0	0	0	0	32.8 -		1	50.0	0	0.0	0	0.0	0	0.0
0115	0	0	0	0	0	0	0	0	0	0	0	0	0	0	28.3 -		0	0.0	0	0.0	0	0.0	0	0.0
0130	0	0	0	0	0	0	0	0	0	0	0	0	0	0 -			0	0.0	0	0.0	0	0.0	0	0.0
0145	0	0	0	0	0	0	0	0	0	0	0	0	0	0 -			0	0.0	0	0.0	0	0.0	0	0.0
0200	0	0	0	0	0	0	0	0	0	0	0	0	0	0 -			0	0.0	0	0.0	0	0.0	0	0.0
0215	0	0	0	0	0	0	0	0	0	0	0	0	0	0 -			0	0.0	0	0.0	0	0.0	0	0.0
0230	0	0	0	0	0	0	0	0	0	0	0	0	0	0 -			0	0.0	0	0.0	0	0.0	0	0.0
0245	0	0	0	1	0	0	0	0	0	1	0	0	0	0 -	52.1 -		1	100.0	1	100.0	0	0.0	0	0.0
0300	0	0	0	0	0	0	0	0	0	0	0	0	0	0 -			0	0.0	0	0.0	0	0.0	0	0.0
0315	0	0	0	0	1	0	2	0	0	0	0	0	0	0 -	42.3 -		2	100.0	0	0.0	0	0.0	0	0.0
0330	0	0	0	0	0	0	0	0	0	0	0	0	0	0 -	35.2 -		0	0.0	0	0.0	0	0.0	0	0.0
0345	0	0	0	0	0	0	0	0	0	0	0	0	0	0 -			0	0.0	0	0.0	0	0.0	0	0.0
0400	0	0	0	0	0	0	0	0	0	0	0	0	0	0 -			0	0.0	0	0.0	0	0.0	0	0.0
0415	2	0	2	0	0	0	0	0	0	0	0	0	0	0 -	37.1 -		1	50.0	0	0.0	0	0.0	0	0.0
0430	1	0	1	0	0	0	0	0	1	0	0	0	0	0 -	35.3 -		0	0.0	0	0.0	0	0.0	0	0.0
0445	0	0	0	0	0	0	0	0	0	0	0	0	0	0 -			0	0.0	0	0.0	0	0.0	0	0.0
0500	1	0	1	0	0	0	0	0	0	0	0	0	0	0 -	36.7 -		0	0.0	0	0.0	0	0.0	0	0.0
0515	1	0	0	1	0	0	0	0	0	0	0	0	0	0 -	35.8 -		0	0.0	0	0.0	0	0.0	0	0.0
0530	0	0	0	0	0	0	0	0	0	0	0	0	0	0 -			0	0.0	0	0.0	0	0.0	0	0.0
0545	0	0	0	0	0	0	0	0	0	0	0	0	0	0 -	-		0	0.0	0	0.0	0	0.0	0	0.0
0600	1	0	1	0	0	0	1	0	0	0	0	0	0	0 -	35.1 -		0	0.0	0	0.0	0	0.0	0	0.0
0615	1	0	1	0	0	0	1	0	0	0	0	0	0	0 -	37.0 -		0	0.0	0	0.0	0	0.0	0	0.0
0630	2	0	2	0	0	0	0	0	0	0	0	0	0	0 -	31.7 -		0	0.0	0	0.0	0	0.0	0	0.0
0645	1	0	1	0	0	0	0	0	0	0	0	0	0	0 -	34.5 -		0	0.0	0	0.0	0	0.0	0	0.0
0700	0	0	0	0	0	0	0	0	0	0	0	0	0	0 -	34.5 -		0	0.0	0	0.0	0	0.0	0	0.0
0715	4	1	0	0	0	0	0	0	0	0	0	0	0	0 -	33.4 -		0	0.0	0	0.0	0	0.0	0	0.0
0730	1	0	0	0	0	1	0	2	0	0	0	0	0	0 -	37.9 -		0	0.0	0	0.0	0	0.0	0	0.0
0745	0	0	0	0	0	4	4	3	1	0	0	0	0	0 -	34.6	43.3	2	66.7	2	66.7	0	0.0	0	0.0
0800	0	0	0	0	0	1	1	2	0	0	0	0	0	0 -	32.0 -		0	0.0	0	0.0	0	0.0	0	0.0
0815	7	0	5	1	0	2	4	1	1	0	0	0	0	0 -	35.9	41.3	2	14.3	2	14.3	1	7.1	0	0.0
0830	2	1	4	0	0	0	0	0	0	0	0	0	0	0 -	35.9 -		0	0.0	0	0.0	0	0.0	0	0.0
0845	1	1	2	1	0	0	0	0	3	0	0	0	0	0 -	36.3 -		3	42.9	3	42.9	0	0.0	0	0.0
0900	1	1	6	5	1	1	5	1	1	0	0	0	0	0 -	33.8	37.9	1	7.1	1	7.1	0	0.0	0	0.0
0915	2	1	5	5	1	0	0	0	0	0	0	0	0	0 -	34.9 -		1	12.5	1	12.5	0	0.0	0	0.0
0930	1	3	4	4	3	3	1	1	0	0	0	0	0	0 -	36.7	42.5	1	7.7	1	7.7	0	0.0	0	0.0
0945	2	7	8	1	1	1	1	1	0	0	0	0	0	0 -	35.4	39.7	2	10.5	1	5.3	0	0.0	0	0.0
1000	3	4	7	2	0	0	0	0	0	0	0	0	0	0 -	33.8	39.5	2	11.8	1	6.7	0	0.0	0	0.0
1015	2	3	7	2	0	5	1	0	0	0	0	0	0	0 -	31.8	43.3	6	40.0	1	6.7	0	0.0	0	0.0
1030	0	7	7	2	2	1	1	0	0	0	0	0	0	0 -	35.0	41.0	3	23.1	1	7.7	0	0.0	0	0.0
1045	1	4	5	4	2	2	1	0	0	0	0	0	0	0 -	37.3	40.5	3	23.1	1	7.7	0	0.0	0	0.0
1100	1	5	5	4	0	2	3	0	0	0	0	0	0	0 -	34.8	45.8	5	27.8	1	7.7	0	0.0	0	0.0
1115	1	5	6	3	4	0	1	0	0	0	0	0	0	0 -	33.0	36.2	1	7.7	0	0.0	0	0.0	0	0.0
1130	5	7	7	7	4	1	0	0	0	0	0	0	0	0 -	35.2	43.8	5	26.3	1	5.3	0	0.0	0	0.0
1145	1	7	7	6	4	2	0	0	0	0	0	0	0	0 -	38.0	42.5	10	40.0	2	8.0	0	0.0	0	0.0
1200	3	7	6	4	2	1	0	0	0	0	0	0	0	0 -	36.9	45.4	7	29.2	3	12.5	0	0.0	0	0.0
1215	1	5	5	4	1	1	0	0	0	0	0	0	0	0 -	35.7	43.8	3	21.4	1	7.1	1	7.1	0	0.0
1230	4	7	4	4	4	0	0	0	0	0	0	0	0	0 -	35.4	42.0	5	25.0	1	5.0	0	0.0	0	0.0
1245	2	4	5	5	2	0	0	0	1	0	0	0	0	0 -	32.5	40.4	3	17.7	1	5.9	0	0.0	0	0.0
1300	2	11	4	2	2	0	0	0	1	0	0	0	0	0 -	34.2	41.5	4	17.4	0	0.0	0	0.0	0	0.0
1315	3	3	4	4	2	0	0	0	0	0	0	0	0	0 -	35.3	42.8	2	16.7	0	0.0	0	0.0	0	0.0
1330	2	3	6	4	4	2	0	0	1	0	0	0	0	0 -	38.6	45.4	7	36.8	3	23.1	1	5.3	1	5.3
1345	0	0	7	3	2	1	0	0	0	0	0	0	0	0 -	41.0	47.8	6	46.2	3	23.1	0	0.0	0	0.0
1400	2	1	1	2	2	0	0	0	0	0	0	0	0	0 -	29.1	40.7	2	15.4	0	0.0	0	0.0	0	0.0
1415	3	1	9	4	0	0	0	0	0	0	0	0	0	0 -	34.1 -		2	20.0	0	0.0	0	0.0	0	0.0
1430	9	3	10	2	0	0	0	0	0	0	0	0	0	0 -	33.2	36.9	2	10.5	0	0.0	0	0.0	0	0.0
1445	4	6	6	5	5	2	7	7	3	0	0	0	0	0 -	33.9	41.5	7	26.9	0	0.0	0	0.0	0	0.0
1500	5	5	4	2	5	3	1	1	0	0	0	0	0	0 -	38.0	45.2	5	35.7	2	14.3	0	0.0	0	0.0
1515	5	5	5	2	3	3	0	0	0	0	0	0	0	0 -	33.0	41.0	3	18.8	0	0.0	0	0.0	0	0.0
1530	4	3	3	6	2	0	0	0	0	0	0	0	0	0 -	32.7	38.9	2	11.1	0	0.0	0	0.0	0	0.0
1545	3	4	3	3	1	4	4	0	0	0	0	0	0	0 -	36.7	48.5	5	33.3	0	0.0	0	0.0	0	0.0
1600	1	1	4	4	1	0	0	0	0	0	0	0	0	0 -	37.6 -		1	16.7	0	0.0	0	0.0	0	0.0
1615	4	6	5	4	4	2	0	0	0	0	0	0	0	0 -	35.4	43.4	6	27.3	2	9.1	0	0.0	0	0.0
1630	0	3	4	4	3	4	3	0	0	0	0	0	0	0 -	37.5	46.1	7	43.8	2	12.5	0	0.0	0	0.0
1645	2	7	10	3	6	3	3	0	0	0	0	0	0	0 -	34.9	40.1	3	13.0	0	0.0	0	0.0	0	0.0
1700	3	6	3	6	3	3	3	0	0	0	0	0	0	0 -	36.2	42.4	4	26.7	1	6.7	0	0.0	0	0.0
1715	1	7	7	7	3	0	0	0	0	0	0	0	0	0 -	36.4	40.3	3	21.4	0	0.0	0	0.0	0	0.0
1730	3	4	6	2	2	0	0	0	0	0	0	0	0	0 -	34.9	40.5	2	13.3	0	0.0	0	0.0	0	0.0
1745	0	8	2	4	2	0	0	0	0	2	0	0	0	0 -	38.6	48.1	7	41.2	3	17.7	0	0.0	0	0.0
1800	2	8	5	5	0	0	0	0	0	0	0	0	0	0 -	35.4	40.7	2	13.3	0	0.0	0	0.0	0	0.0
1815	2	2	3	2	0	0	0	0	0	0	0	0	0	0 -	31.5 -		0	0.0	0	0.0	0	0.0	0	0.0
1830	1	2	1	0	0	0	0	0	0	0	0	0	0	0 -	30.7 -		0	0.0	0	0.0	0	0.0	0	0.0
1845	1	6	5	4	1	3	2	2	0	0	0	0	0	0 -	38.0	49.1	7	43.8	2	12.5	0	0.0	0	0.0
1900	0	5	2	4	1	0	0	1	0	0	0	0	0	0 -	38.8	49.1	5	35.7	2	14.3	1	7.1	1	7.1
1915	1	2	4	1	2	1	0	0	0	0	0	0	0	0 -	38.8	47.9	4	36.4	2	18.2	0	0.0	0	0.0
1930	0	1	5	2	3	0	0	0	0	0	0	0	0	0 -	35.6 -		3	30.0	0	0.0	0	0.0	0	0.0
1945	1	0	3	5	0	1	0	0	0	0	0	0	0	0 -	35.9 -		1	12.5	0	0.0	0	0.0	0	0.0
2000	2	0	3	1	0	0	0	0	0	0	0	0	0	0 -	31.5 -		0	0.0	0	0.0	0	0.0	0	0.0
2015	0	0	3	3	1	0	0	0	0	0	0	0	0	0 -	31.2 -		0	0.0	0	0.0	0	0.0	0	0.0
2030	1	1	1	2	3	3	0	0	0	0	0	0	0	0 -	33.4 -		3	37.5	0	0.0	0	0.0	0	0.0
2045	0	0	3	0	5	0	0	0	0	0	0	0	0	0 -	25.7 -		0	0.0	0	0.0	0	0.0	0	0.0
2100	0	0	2	0	0	1	0	0	1	0	0	0	0	0 -	39.0 -		6	66.7	1	11.1	0	0.0	0	0.0
2115	1	1	0	0	1	0	0	0	1	0	0	0	0	0 -	45.2 -		2	50.0	2	50.0	0	0.0	0	0.0
2130	2	0	0	3	0	0	1	0	1	0	0	0	0	0 -	36.5 -		2	40.0	1	20.0	0	0.0	0	0.0
2145	1	3	3	1	0	0	1	0	0	0	0	0	0	0 -	39.4 -		1	20.0	1	20.0	0	0.0	0	0.0
2200	0	0	2	0	0	0	1	0	0	0	0	0	0	0 -	36.3 -		1	20.0	0	0.0	0	0.0	0	0.0
2215	0	0	0	0	0	0	1	0	0	0	0	0	0	0 -	42.9 -		1	33.3	1	33.3	0	0.0	0	0.0
2230	1	0	1	0	0	0	1	0	0	0	0	0	0	0 -	47.5 -		2	100.0	1	50.0	0	0.0	0	0.0
2245	0	1	2	0	0	0	0	0	0	0	0	0	0	0 -	37.0 -		0	0.0	0	0.0	0	0.0	0	0.0
2300	0	1	0	0	1	0	0	0	0	0	0	0	0	0 -	38.4 -		1	50.0	0	0.0	0	0.0	0	0.0
2315	0	1	0	0	0	0	0	0	0	0	0	0	0	0 -	34.8 -		0	0.0	0	0.0	0	0.0	0	0.0
2330

DIR 2

PROJECT 35202 Ashford, Kent
SITE 35202-004
LOCATION CHART ROAD
DIRECTION **WESTBOUND ←**
PSL 40mph

Tue 02 May

DAY 1

TIME	TOTAL	CLASS 1	CLASS 2	CLASS 3	CLASS 4	CLASS 5	CLASS 6
0000	3	0	3	0	0	0	0
0015	0	0	0	0	0	0	0
0030	1	0	1	0	0	0	0
0045	0	0	0	0	0	0	0
0100	1	0	1	0	0	0	0
0115	0	0	0	0	0	0	0
0130	1	0	1	0	0	0	0
0145	0	0	0	0	0	0	0
0200	0	0	0	0	0	0	0
0215	0	0	0	0	0	0	0
0230	0	0	0	0	0	0	0
0245	0	0	0	0	0	0	0
0300	0	0	0	0	0	0	0
0315	0	0	0	0	0	0	0
0330	1	0	0	1	0	0	0
0345	1	0	0	1	0	0	0
0400	1	0	1	0	0	0	0
0415	0	0	0	0	0	0	0
0430	1	0	1	0	0	0	0
0445	0	0	0	0	0	0	0
0500	0	0	0	0	0	0	0
0515	1	0	1	0	0	0	0
0530	3	0	2	1	0	0	0
0545	3	0	3	0	0	0	0
0600	0	0	0	0	0	0	0
0615	5	0	5	0	0	0	0
0630	14	1	10	2	1	0	0
0645	9	0	8	1	0	0	0
0700	15	0	12	3	0	0	0
0715	25	0	20	5	0	0	0
0730	20	0	19	1	0	0	0
0745	38	0	35	2	1	0	0
0800	24	1	18	5	0	0	0
0815	32	1	28	3	0	0	0
0830	23	0	21	2	0	0	0
0845	15	0	12	2	0	1	0
0900	15	0	10	3	2	0	0
0915	20	0	15	4	1	0	0
0930	13	0	10	2	0	0	1
0945	16	0	12	4	0	0	0
1000	15	0	13	2	0	0	0
1015	13	0	9	2	2	0	0
1030	26	1	21	3	1	0	0
1045	22	0	18	2	1	1	0
1100	23	0	16	7	0	0	0
1115	19	0	11	8	0	0	0
1130	15	0	14	1	0	0	0
1145	26	0	21	3	1	1	0
1200	22	0	17	4	1	0	0
1215	29	1	25	3	0	0	0
1230	21	0	19	1	0	1	0
1245	22	2	16	3	1	0	0
1300	21	1	18	1	1	0	0
1315	23	1	19	3	0	0	0
1330	23	1	18	4	0	0	0
1345	26	1	18	6	1	0	0
1400	24	0	21	2	1	0	0
1415	19	0	17	2	0	0	0
1430	30	0	28	2	0	0	0
1445	28	0	24	2	1	1	0
1500	29	0	26	3	0	0	0
1515	31	0	26	5	0	0	0
1530	24	0	21	2	0	1	0
1545	47	2	40	3	1	1	0
1600	25	2	21	2	0	0	0
1615	29	0	24	4	0	1	0
1630	41	1	38	2	0	0	0
1645	39	1	34	4	0	0	0
1700	34	3	26	3	0	1	1
1715	40	2	34	4	0	0	0
1730	27	0	25	2	0	0	0
1745	30	0	22	6	1	1	0
1800	28	0	27	1	0	0	0
1815	30	1	28	0	0	1	0
1830	24	0	23	1	0	0	0
1845	23	0	20	2	0	1	0
1900	30	0	24	3	1	2	0
1915	27	0	21	5	0	1	0
1930	8	1	7	0	0	0	0
1945	13	0	13	0	0	0	0
2000	11	1	9	1	0	0	0
2015	9	0	8	1	0	0	0
2030	5	0	5	0	0	0	0
2045	10	1	8	1	0	0	0
2100	10	1	7	2	0	0	0
2115	8	0	8	0	0	0	0
2130	5	0	4	1	0	0	0
2145	6	0	6	0	0	0	0
2200	5	0	5	0	0	0	0
2215	3	0	2	1	0	0	0
2230	6	1	5	0	0	0	0
2245	1	0	1	0	0	0	0
2300	4	0	4	0	0	0	0
2315	2	0	2	0	0	0	0
2330	2	0	1	1	0	0	0
2345	3	0	2	1	0	0	0
07-19	1204	22	1010	141	17	12	2
06-22	1374	27	1153	158	19	15	2
06-00	1400	28	1175	161	19	15	2
00-00	1417	28	1189	164	19	15	2

TIME	SPD1 0 10	SPD2 10 15	SPD3 15 20	SPD4 20 25	SPD5 25 30	SPD6 30 35	SPD7 35 40	SPD8 40 45	SPD9 45 50	SPD10 50 60	SPD11 60 70	SPD12 70 80	SPD13 80 90	SPD14 90	AVG	85%ile	PSL 40	PSL% 40	SL1 46 ACPO	SL1% 46 ACPO	SL2 55 DFT	SL2% 55 DFT
0000	0	0	0	0	0	1	1	1	0	0	0	0	0	0	37.1	-	1	33.3	0	0.0	0	0.0
0015	0	0	0	0	0	0	0	0	0	0	0	0	0	0	-	-	0	0.0	0	0.0	0	0.0
0030	0	0	0	0	1	0	0	0	0	0	0	0	0	0	28.2	-	0	0.0	0	0.0	0	0.0
0045	0	0	0	0	0	0	0	0	0	0	0	0	0	0	-	-	0	0.0	0	0.0	0	0.0
0100	0	0	0	0	0	1	0	0	0	0	0	0	0	0	34.0	-	0	0.0	0	0.0	0	0.0
0115	0	0	0	0	0	0	0	0	0	0	0	0	0	0	-	-	0	0.0	0	0.0	0	0.0
0130	0	0	0	0	0	0	1	0	0	0	0	0	0	0	35.2	-	0	0.0	0	0.0	0	0.0
0145	0	0	0	0	0	0	0	0	0	0	0	0	0	0	-	-	0	0.0	0	0.0	0	0.0
0200	0	0	0	0	0	0	0	0	0	0	0	0	0	0	-	-	0	0.0	0	0.0	0	0.0
0215	0	0	0	0	0	0	0	0	0	0	0	0	0	0	-	-	0	0.0	0	0.0	0	0.0
0230	0	0	0	0	0	0	0	0	0	0	0	0	0	0	-	-	0	0.0	0	0.0	0	0.0
0245	0	0	0	0	0	0	0	0	0	0	0	0	0	0	-	-	0	0.0	0	0.0	0	0.0
0300	0	0	0	0	0	0	0	0	0	0	0	0	0	0	-	-	0	0.0	0	0.0	0	0.0
0315	0	0	0	0	0	0	0	0	0	0	0	0	0	0	-	-	0	0.0	0	0.0	0	0.0
0330	0	0	0	0	0	0	1	0	0	0	0	0	0	0	40.0	-	0	0.0	0	0.0	0	0.0
0345	0	0	0	0	0	0	0	0	1	0	0	0	0	0	45.3	-	1	100.0	0	0.0	0	0.0
0400	0	0	0	0	0	0	0	0	1	0	0	0	0	0	48.5	-	1	100.0	1	100.0	0	0.0
0415	0	0	0	0	0	0	0	0	0	0	0	0	0	0	-	-	0	0.0	0	0.0	0	0.0
0430	0	0	0	0	0	0	0	1	0	0	0	0	0	0	40.2	-	1	100.0	0	0.0	0	0.0
0445	0	0	0	0	0	0	0	0	0	0	0	0	0	0	-	-	0	0.0	0	0.0	0	0.0
0500	0	0	0	0	0	0	0	0	0	0	0	0	0	0	-	-	0	0.0	0	0.0	0	0.0
0515	0	0	0	0	0	0	1	0	0	0	0	0	0	0	37.3	-	0	0.0	0	0.0	0	0.0
0530	0	0	0	0	1	0	2	0	0	0	0	0	0	0	34.4	-	0	0.0	0	0.0	0	0.0
0545	0	0	0	0	1	0	1	0	0	1	0	0	0	0	39.2	-	1	33.3	1	33.3	0	0.0
0600	0	0	0	0	0	0	0	0	0	0	0	0	0	0	-	-	0	0.0	0	0.0	0	0.0
0615	0	0	0	0	0	0	1	1	2	1	0	0	0	0	45.0	-	4	80.0	3	60.0	0	0.0
0630	1	1	0	1	1	2	3	5	0	0	0	0	0	0	33.0	41.5	5	35.7	0	0.0	0	0.0
0645	0	0	0	1	1	1	1	1	3	0	1	0	0	0	40.5	-	5	55.6	4	44.4	1	11.1
0700	0	0	0	0	1	5	3	4	1	1	0	0	0	0	38.5	46.8	6	40.0	2	13.3	1	6.7
0715	0	0	3	3	4	4	4	7	0	0	0	0	0	0	32.2	41.8	7	28.0	0	0.0	0	0.0
0730	0	1	1	0	4	5	5	3	1	0	0	0	0	0	33.2	40.3	4	20.0	1	5.0	0	0.0
0745	1	0	6	13	7	6	3	2	0	0	0	0	0	0	25.9	33.8	2	5.3	0	0.0	0	0.0
0800	0	3	3	7	5	4	2	0	0	0	0	0	0	0	24.7	33.6	0	0.0	0	0.0	0	0.0
0815	1	3	3	6	3	7	5	3	1	0	0	0	0	0	28.0	38.8	4	12.5	1	3.1	0	0.0
0830	0	1	3	5	5	6	2	1	0	0	0	0	0	0	27.2	34.6	1	4.3	0	0.0	0	0.0
0845	0	0	0	2	2	6	4	1	0	0	0	0	0	0	32.6	38.1	1	6.7	0	0.0	0	0.0
0900	0	1	0	3	4	4	1	1	1	0	0	0	0	0	30.2	42.4	2	13.3	0	0.0	0	0.0
0915	0	0	1	3	5	3	3	5	0	0	0	0	0	0	32.5	41.5	5	25.0	0	0.0	0	0.0
0930	0	0	2	2	2	2	4	0	1	0	0	0	0	0	31.0	39.2	1	7.7	1	7.7	0	0.0
0945	0	0	0	1	0	4	6	4	0	1	0	0	0	0	37.5	44.3	5	31.3	1	6.3	0	0.0
1000	0	1	1	3	3	4	1	2	0	0	0	0	0	0	29.3	40.0	2	13.3	0	0.0	0	0.0
1015	0	1	0	0	2	4	2	1	1	2	0	0	0	0	36.5	53.9	4	30.8	3	23.1	1	7.7
1030	0	1	1	2	5	10	3	4	0	0	0	0	0	0	31.4	40.0	4	15.4	0	0.0	0	0.0
1045	0	1	1	0	3	7	7	2	0	1	0	0	0	0	32.9	40.5	3	13.6	1	4.5	0	0.0
1100	0	1	1	1	6	1	10	2	1	0	0	0	0	0	33.3	40.4	3	13.0	1	4.3	0	0.0
1115	0	0	0	6	2	3	6	2	0	0	0	0	0	0	31.2	38.7	2	10.5	0	0.0	0	0.0
1130	0	0	0	0	2	4	2	4	1	2	0	0	0	0	38.7	48.8	7	46.7	3	20.0	1	6.7
1145	0	1	5	1	2	8	2	4	3	0	0	0	0	0	32.0	44.9	7	26.9	1	3.8	0	0.0
1200	0	0	0	2	7	3	4	5	1	0	0	0	0	0	33.6	42.8	6	27.3	1	4.5	0	0.0
1215	0	1	1	0	5	11	9	2	0	0	0	0	0	0	32.8	38.8	2	6.9	0	0.0	0	0.0
1230	0	0	0	1	4	7	5	4	0	0	0	0	0	0	34.1	41.2	4	19.1	0	0.0	0	0.0
1245	0	1	1	2	3	5	7	3	0	0	0	0	0	0	31.8	39.1	3	13.6	0	0.0	0	0.0
1300	0	3	2	3	1	6	5	1	0	0	0	0	0	0	29.2	38.9	1	4.8	0	0.0	0	0.0
1315	0	1	2	1	3	8	5	3	0	0	0	0	0	0	31.8	40.2	3	13.0	0	0.0	0	0.0
1330	0	1	2	1	1	7	7	3	1	0	0	0	0	0	32.8	41.2	4	17.4	0	0.0	0	0.0
1345	1	1	1	4	7	6	2	1	2	1	0	0	0	0	30.0	41.5	4	15.4	2	7.7	0	0.0
1400	1	0	0	0	3	9	5	5	1	0	0	0	0	0	34.9	43.0	6	25.0	1	4.2	0	0.0
1415	0	0	2	2	2	3	4	3	3	0	0	0	0	0	34.4	45.3	6	31.6	2	10.5	0	0.0
1430	0	0	2	5	5	7	4	6	1	0	0	0	0	0	32.3	42.9	7	23.3	0	0.0	0	0.0
1445	0	2	1	2	5	7	5	5	1	0	0	0	0	0	32.2	42.8	6	21.4	1	3.6	0	0.0
1500	0	2	1	2	4	9	5	3	1	2	0	0	0	0	33.2	42.2	6	20.7	2	6.9	0	0.0
1515	0	0	2	4	11	5	6	1	1	1	0	0	0	0	31.1	39.4	3	9.7	2	6.5	0	0.0
1530	0	0	6	3	4	3	5	2	1	0	0	0	0	0	29.4	38.6	3	12.5	1	4.2	0	0.0
1545	0	2	1	5	5	9	14	9	2	0	0	0	0	0	34.2	43.7	11	23.4	2	4.3	0	0.0
1600	1	2	5	4	5	1	4	3	0	0	0	0	0	0	26.1	37.3	3	12.0	0	0.0	0	0.0
1615	0	2	6	5	5	4	4	1	2	0	0	0	0	0	27.8	37.0	3	10.3	2	6.9	0	0.0
1630	0	0	5	11	6	4	9	3	3	0	0	0	0	0	30.4	40.6	6	14.6	3	7.3	0	0.0
1645	1	2	0	1	2	9	17	4	3	0	0	0	0	0	35.0	42.8	7	18.0	3	7.7	0	0.0
1700	2	2	9	4	6	5	4	2	0	0	0	0	0	0	25.2	37.8	2	5.9	0	0.0	0	0.0
1715	0	4	2	4	6	12	6	4	2	0	0	0	0	0	30.6	40.6	6	15.0	2	5.0	0	0.0
1730	0	0	2	2	3	8	5	4	2	0	1	0	0	0	34.7	43.6	7	25.9	3	11.1	1	3.7
1745	0	0	3	0	5	8	8	3	2	1	0	0	0	0	34.2	43.5	6	20.0	3	10.0	0	0.0
1800	0	0	1	2	2	7	8	3	4	1	0	0	0	0	36.4	46.7	8	28.6	4	14.3	0	0.0
1815	0	1	6	0	5	5	7	5	1	0	0	0	0	0	31.5	41.9	6	20.0	1	3.3	0	0.0
1830	0	0	1	3	3	5	6	4	1	1	0	0	0	0	34.6	42.6	6	25.0	2	8.3	1	4.2
1845	0	1	0	0	2	8	7	2	3	0	0	0	0	0	35.1	43.1	5	21.7	2	8.7	0	0.0
1900	0	0	5	4	5	5	7	2	1	0	1	0	0	0	30.9	40.2	4	13.3	1	3.3	1	3.3
1915	0	1	2	2	2	5	10	5	0	0	0	0	0	0	32.9	42.8	5	18.5	0	0.0	0	0.0
1930	0	0	0	2	0	2	2	1	0	1	0	0	0	0	34.9	-	2	25.0	1	12.5	0	0.0
1945	0	0	1	0	1	1	3	4	3	0	0	0	0	0	38.6	47.2	7	53.9	2	15.4	0	0.0
2000	0	1	2	1	1	2	2	2	0	0	0	0	0	0	29.6	43.4	2	18.2	0	0.0	0	0.0
2015	0	2	0	0	3	2	1	1	0	0	0	0	0	0	28.2	-	1	11.1	0	0.0	0	0.0
2030	0	0	0	0	0	2	2	1	0	0	0	0	0	0	37.0	-	1	20.0	0	0.0	0	0.0
2045	0	1	0	2	3	4	0	0	0	0	0	0	0	0	26.7	-	0	0.0	0	0.0	0	0.0
2100	0	0	0	0	2	2	3	2	1	0	0	0	0	0	36.6	-	3	30.0	1	10.0	0	0.0
2115	0	0	0	0	0	3	2	1	1	1	0	0	0	0	39.6	-	3	37.5	1	12.5	1	12.5
2130	0	0	0	0	0	1	2	0	0	2	0	0	0	0	42.0	-	2	40.0	2	40.0	0	0.0
2145	0	0	0	0	3	1	0	1	1	0	0	0	0	0	34.4	-	2	33.3	1	16.7	0	0.0
2200	0	0	0	0	1	0	2	0	0	2	0	0	0	0	42.6	-	2	40.0	2	40.0	1	20.0
2215	0	0	0	0	0	2	0	1	0	0	0	0	0	0	37.2	-	1	33.3	0	0.0	0	0.0
2230	0	0	0	0	1	1	1	1	0	2	0	0	0	0	41.1	-	3	50.0	2	33.3	0	0.0
2245	0	0	0	0	0	0	0	0	1	0	0	0	0	0	45.6	-	1	100.0	0	0.0	0	0.0
2300	0	0	0	0	0	1	0	1	1	0	1	0	0	0	47.1	-	3	75.0	2	50.0	1	25.0
2315	0	0	0	0	1	1	0	0	0	0	0	0	0	0	31.1	-	0	0.0	0	0.0	0	0.0
2330	0	0	0	0	1	1	0	0	0	0	0	0	0	0	31.3	-	0	0.0	0	0.0	0	0.0
2345	0	0	0	1	0	2	0	0	0	0	0	0	0	0	31.3	-	0	0.0	0	0.0	0	0.0
07-19	8	43	95	131	187	278	252	146	49	14	1	0	0	0	31.8	40.9	210	17.4	54	4.5	5	0.4
06-22	9	49	105	144	209	311	291	173	61	19	3	0	0	0	32.0	41.2	256	18.6	70	5.1	8	0.6
06-00	9	49	105	145	213	319	294	176	63	23	4	0	0	0	32.2	41.4	266	19.0	76	5.4	10	0.7
00-00	9	49	105	145	216	321	301	178	65	24	4	0	0	0	32.3	41.4	271	19.1	78	5.5	10	0.7

DIR 2

PROJECT 35202 Ashford, Kent
SITE 35202-004
LOCATION CHART ROAD
DIRECTION **WESTBOUND ←**
PSL 40mph

Wed 03 May

DAY 2

	TOTAL	CLASS 1	CLASS 2	CLASS 3	CLASS 4	CLASS 5	CLASS 6
ALL VEHICLES	TOTAL	CLASS 1	CLASS 2	CLASS 3	CLASS 4	CLASS 5	CLASS 6
Mcycles	CLASS 1						
Cars, taxis, 4WD	CLASS 2						
LGV	CLASS 3						
OGV1	CLASS 4						
OGV2	CLASS 5						
PSV	CLASS 6						
	TIME	0-10mph	10-15mph	15-20mph	20-25mph	25-30mph	30-35mph
0 - 10 mph	0-10mph						
10 - 15 mph	10-15mph						
15 - 20 mph	15-20mph						
20 - 25 mph	20-25mph						
25 - 30 mph	25-30mph						
30 - 35 mph	30-35mph						
35 - 40 mph	35-40mph						
40 - 45 mph	40-45mph						
45 - 50 mph	45-50mph						
50 - 60 mph	50-60mph						
60 - 70 mph	60-70mph						
70 - 80 mph	70-80mph						
80 - 90 mph	80-90mph						
90 - 100 mph	90mph+						
AVG SPD	AVG SPD						
85%ile	85%ile						
> 40mph	PSL SPEEDING						
% > 40mph	PSL% SPEEDING						
	ACPO SPEEDING						
	ACPO% SPEEDING						
	DfT SPEEDING						
	DfT% SPEEDING						

Time	Total	Cls 1	Cls 2	Cls 3	Cls 4	Cls 5	Cls 6	Fix1	Time	Vbin 0 10	Vbin 10 15	Vbin 15 20	Vbin 20 25	Vbin 25 30	Vbin 30 35	Vbin 35 40	Vbin 40 45	Vbin 45 50	Vbin 50 60	Vbin 60 70	Vbin 70 80	Vbin 80 90	Vbin 90 100	Mean	V85	jPSL 40	jPSL% 40	Acpo	Acpo%	DfT	DfT%
0000	0	0	0	0	0	0	0		0000	0	0	0	0	0	0	0	0	0	0	0	0	0	0	34.9	-	0	0.0	0	0.0	0	0.0
0015	1	1	0	1	0	0	0		0015	0	0	0	0	0	0	0	0	0	0	0	0	0	0	36.0	-	0	0.0	0	0.0	0	0.0
0030	0	0	0	0	0	0	0		0030	0	0	0	0	0	0	0	0	0	0	0	0	0	0	-	-	0	0.0	0	0.0	0	0.0
0045	0	0	0	0	0	0	0		0045	0	0	0	0	0	0	0	0	0	0	0	0	0	0	-	-	0	0.0	0	0.0	0	0.0
0100	0	0	0	0	0	0	0		0100	0	0	0	0	0	0	0	0	0	0	0	0	0	0	-	-	0	0.0	0	0.0	0	0.0
0115	0	0	0	0	0	0	0		0115	0	0	0	0	0	0	0	0	0	0	0	0	0	0	-	-	0	0.0	0	0.0	0	0.0
0130	1	1	0	1	0	0	0		0130	0	0	0	0	0	0	0	0	0	0	0	0	0	0	35.1	-	0	0.0	0	0.0	0	0.0
0145	1	1	0	1	0	0	0		0145	0	0	0	0	0	0	0	0	0	0	0	0	0	0	40.0	-	1	100.0	0	0.0	0	0.0
0200	0	0	0	0	0	0	0		0200	0	0	0	0	0	0	0	0	0	0	0	0	0	0	-	-	0	0.0	0	0.0	0	0.0
0215	0	0	0	0	0	0	0		0215	0	0	0	0	0	0	0	0	0	0	0	0	0	0	-	-	0	0.0	0	0.0	0	0.0
0230	0	0	0	0	0	0	0		0230	0	0	0	0	0	0	0	0	0	0	0	0	0	0	-	-	0	0.0	0	0.0	0	0.0
0245	0	0	0	0	0	0	0		0245	0	0	0	0	0	0	0	0	0	0	0	0	0	0	-	-	0	0.0	0	0.0	0	0.0
0300	0	0	0	0	0	0	0		0300	0	0	0	0	0	0	0	0	0	0	0	0	0	0	-	-	0	0.0	0	0.0	0	0.0
0315	0	0	0	0	0	0	0		0315	0	0	0	0	0	0	0	0	0	0	0	0	0	0	-	-	0	0.0	0	0.0	0	0.0
0330	0	0	0	0	0	0	0		0330	0	0	0	0	0	0	0	0	0	0	0	0	0	0	-	-	0	0.0	0	0.0	0	0.0
0345	0	0	0	0	0	0	0		0345	0	0	0	0	0	0	0	0	0	0	0	0	0	0	-	-	0	0.0	0	0.0	0	0.0
0400	1	1	0	1	0	0	0		0400	0	0	0	0	0	0	0	0	0	0	0	0	0	0	-	-	1	100.0	0	0.0	0	0.0
0415	0	0	0	0	0	0	0		0415	0	0	0	0	0	0	0	0	0	0	0	0	0	0	54.0	-	0	0.0	0	0.0	0	0.0
0430	0	0	0	0	0	0	0		0430	0	0	0	0	0	0	0	0	0	0	0	0	0	0	-	-	0	0.0	0	0.0	0	0.0
0445	1	1	0	1	0	0	0		0445	0	0	0	0	0	0	0	0	0	0	0	0	0	0	57.0	-	1	100.0	0	0.0	0	0.0
0500	0	0	0	0	0	0	0		0500	0	0	0	0	0	0	0	0	0	0	0	0	0	0	40.9	-	0	0.0	0	0.0	0	0.0
0515	4	4	0	3	1	0	0		0515	0	0	0	0	0	0	0	0	0	0	0	0	0	0	34.4	-	1	100.0	0	0.0	1	100.0
0530	1	1	0	1	0	0	0		0530	0	0	0	0	0	0	0	0	0	0	0	0	0	0	31.1	-	0	0.0	0	0.0	0	0.0
0545	1	1	0	1	0	0	0		0545	0	0	0	0	0	0	0	0	0	0	0	0	0	0	28.3	-	0	0.0	0	0.0	0	0.0
0600	4	4	0	4	0	0	0		0600	0	0	0	0	0	0	0	0	0	0	0	0	0	0	40.0	-	2	50.0	0	0.0	0	0.0
0615	7	7	0	6	0	1	0		0615	0	0	0	0	0	0	0	0	0	0	0	0	0	0	38.9	-	4	57.1	0	0.0	1	25.0
0630	6	6	0	6	1	0	0		0630	0	0	0	0	0	0	0	0	0	0	0	0	0	0	39.5	-	3	37.5	0	0.0	0	0.0
0645	9	7	2	2	0	0	0		0645	0	0	0	0	0	0	0	0	0	0	0	0	0	0	38.6	-	5	55.6	0	0.0	1	8.3
0700	12	9	3	2	0	1	0		0700	0	0	0	0	0	0	0	0	0	0	0	0	0	0	34.1	-	2	16.7	0	0.0	1	8.3
0715	35	28	5	0	0	0	0		0715	0	0	0	0	0	0	0	0	0	0	0	0	0	0	34.3	39.8	4	11.4	0	0.0	0	0.0
0730	27	21	4	1	1	0	0		0730	0	0	0	0	0	0	0	0	0	0	0	0	0	0	31.9	41.2	4	14.8	2	7.4	0	0.0
0745	34	29	3	2	0	0	0		0745	0	0	0	0	0	0	0	0	0	0	0	0	0	0	28.3	38.6	3	8.8	0	0.0	0	0.0
0800	24	19	4	0	1	0	0		0800	0	0	0	0	0	0	0	0	0	0	0	0	0	0	27.4	39.1	2	8.3	1	4.2	0	0.0
0815	28	23	5	0	0	0	0		0815	0	0	0	0	0	0	0	0	0	0	0	0	0	0	30.1	39.6	4	14.3	1	3.6	0	0.0
0830	21	18	3	0	0	0	0		0830	0	0	0	0	0	0	0	0	0	0	0	0	0	0	32.7	40.0	3	14.3	0	0.0	0	0.0
0845	22	14	4	1	0	0	0		0845	0	0	0	0	0	0	0	0	0	0	0	0	0	0	30.2	42.4	3	13.6	0	0.0	0	0.0
0900	25	19	4	1	1	0	0		0900	0	0	0	0	0	0	0	0	0	0	0	0	0	0	33.6	42.0	7	28.0	1	4.0	0	0.0
0915	27	21	5	1	1	0	0		0915	0	0	0	0	0	0	0	0	0	0	0	0	0	0	33.4	39.8	3	11.1	1	3.7	0	0.0
0930	25	16	7	0	0	0	0		0930	0	0	0	0	0	0	0	0	0	0	0	0	0	0	27.0	38.8	2	8.0	0	0.0	0	0.0
0945	26	22	3	0	0	0	0		0945	0	0	0	0	0	0	0	0	0	0	0	0	0	0	31.3	37.6	2	7.7	0	0.0	0	0.0
1000	20	19	0	0	1	0	0		1000	0	0	0	0	0	0	0	0	0	0	0	0	0	0	33.0	40.2	2	15.0	2	10.0	0	0.0
1015	14	11	2	0	1	0	0		1015	0	0	0	0	0	0	0	0	0	0	0	0	0	0	36.8	53.0	5	35.7	3	21.4	1	7.1
1030	16	13	3	0	0	0	0		1030	0	0	0	0	0	0	0	0	0	0	0	0	0	0	35.0	42.0	5	37.5	0	0.0	0	0.0
1045	19	16	2	1	0	0	0		1045	0	0	0	0	0	0	0	0	0	0	0	0	0	0	31.5	40.5	3	15.8	1	5.3	0	0.0
1100	18	16	1	0	1	0	0		1100	0	0	0	0	0	0	0	0	0	0	0	0	0	0	34.2	40.2	2	11.1	0	0.0	0	0.0
1115	25	18	7	0	0	0	0		1115	0	0	0	0	0	0	0	0	0	0	0	0	0	0	32.2	43.0	2	7.1	0	0.0	0	0.0
1130	22	16	5	1	0	0	0		1130	0	0	0	0	0	0	0	0	0	0	0	0	0	0	37.7	44.2	12	54.6	1	4.5	0	0.0
1145	21	16	5	0	0	0	0		1145	0	0	0	0	0	0	0	0	0	0	0	0	0	0	36.1	42.5	8	38.1	1	4.8	0	0.0
1200	9	7	1	1	0	0	0		1200	0	0	0	0	0	0	0	0	0	0	0	0	0	0	33.6	-	1	11.1	1	11.1	0	0.0
1215	19	16	2	0	1	0	0		1215	0	0	0	0	0	0	0	0	0	0	0	0	0	0	31.7	38.0	2	10.5	0	0.0	0	0.0
1230	19	12	5	1	1	0	0		1230	0	0	0	0	0	0	0	0	0	0	0	0	0	0	30.5	40.4	3	15.8	0	0.0	0	0.0
1245	20	16	3	1	0	0	0		1245	0	0	0	0	0	0	0	0	0	0	0	0	0	0	34.6	41.9	4	20.0	1	5.0	0	0.0
1300	18	14	1	1	0	0	0		1300	0	0	0	0	0	0	0	0	0	0	0	0	0	0	35.6	43.0	5	27.8	2	11.1	0	0.0
1315	22	18	3	0	0	0	0		1315	0	0	0	0	0	0	0	0	0	0	0	0	0	0	35.5	43.5	6	27.3	2	9.1	0	0.0
1330	19	17	1	1	0	0	0		1330	0	0	0	0	0	0	0	0	0	0	0	0	0	0	32.7	42.8	5	31.6	1	5.3	0	0.0
1345	25	21	4	0	0	0	0		1345	0	0	0	0	0	0	0	0	0	0	0	0	0	0	31.9	41.9	6	24.0	2	8.0	0	0.0
1400	20	15	5	0	0	0	0		1400	0	0	0	0	0	0	0	0	0	0	0	0	0	0	34.6	43.5	6	30.0	1	5.0	0	0.0
1415	29	26	3	0	0	0	0		1415	0	0	0	0	0	0	0	0	0	0	0	0	0	0	29.7	35.7	0	0.0	0	0.0	0	0.0
1430	37	34	2	1	0	0	0		1430	0	0	0	0	0	0	0	0	0	0	0	0	0	0	34.0	43.3	9	24.3	1	2.7	1	2.7
1445	32	30	2	0	0	0	0		1445	0	0	0	0	0	0	0	0	0	0	0	0	0	0	33.6	42.1	8	25.0	0	0.0	0	0.0
1500	20	19	1	0	0	0	0		1500	0	0	0	0	0	0	0	0	0	0	0	0	0	0	33.4	41.5	3	15.0	1	5.0	0	0.0
1515	24	21	3	0	0	0	0		1515	0	0	0	0	0	0	0	0	0	0	0	0	0	0	31.3	41.9	4	16.7	2	8.3	0	0.0
1530	29	26	2	0	0	0	0		1530	0	0	0	0	0	0	0	0	0	0	0	0	0	0	31.5	38.9	3	10.3	0	0.0	0	0.0
1545	34	27	7	0	0	0	0		1545	0	0	0	0	0	0	0	0	0	0	0	0	0	0	33.8	43.9	12	35.3	0	0.0	0	0.0
1600	20	19	0	0	0	0	0		1600	0	0	0	0	0	0	0	0	0	0	0	0	0	0	31.2	43.9	4	20.0	0	0.0	0	0.0
1615	31	24	4	0	0	0	0		1615	0	0	0	0	0	0	0	0	0	0	0	0	0	0	31.1	38.9	3	9.7	0	0.0	0	0.0
1630	25	24	1	0	0	0	0		1630	0	0	0	0	0	0	0	0	0	0	0	0	0	0	26.7	38.5	2	8.0	0	0.0	0	0.0
1645	47	42	2	0	0	0	0		1645	0	0	0	0	0	0	0	0	0	0	0	0	0	0	29.1	41.7	8	17.0	1	2.1	0	0.0
1700	29	27	2	0	0	0	0		1700	0	0	0	0	0	0	0	0	0	0	0	0	0	0	31.0	47.9	10	34.5	6	20.7	0	0.0
1715	30	27	3	0	0	0	0		1715	0	0	0	0	0	0	0	0	0	0	0	0	0	0	27.4	35.9	2	6.7	1	3.3	0	0.0
1730	34	29	2	0	0	0	0		1730	0	0	0	0	0	0	0	0	0	0	0	0	0	0	27.9	35.8	1	2.9	1	2.9	0	0.0
1745	27	23	3	0	1	0	0		1745	0	0	0	0	0	0	0	0	0	0	0	0	0	0	31.5	41.7	5	18.5	0	0.0	0	0.0
1800	38	36	1	0	1	0	0		1800	0	0	0	0	0	0	0	0	0	0	0	0	0	0	24.3	35.4	2	5.3	1	2.6	0	0.0
1815	41	36	4	0	1	0	0		1815	0	0	0	0	0	0	0	0	0	0	0	0	0	0	30.1	39.0	5	12.2	0	0.0	0	0.0
1830	18	17	1	0	0	0	0		1830	0	0	0	0	0	0	0	0	0	0	0	0	0	0	33.9	38.4	2	11.1	1	5.6	0	0.0
1845	32	31	2	0	1	0	0		1845	0	0	0	0	0	0	0	0	0	0	0	0	0	0	29.9	39.1	4	12.5	2	6.3	0	0.0
1900	33	31	2	0	0	0	0		1900	0	0	0	0	0	0	0	0	0	0	0	0	0	0	24.4	31.1	0	0.0	0	0.0	0	0.0
1915	19	18	1	0	0	0	0		1915	0	0	0	0	0	0	0	0	0	0	0	0	0	0	30.7	44.7	4	21.1	1	5.3	0	0.0
1930	23	20	2	0	0	0	0		1930	0	0	0	0	0	0	0	0	0	0	0	0	0	0	34.1	43.1	3	21.7	2	8.7	0	0.0
1945	15	14	1	0	0	0	0		1945	0	0	0	0	0	0	0	0	0	0	0	0	0	0	35.5	44.4	4	26.7	1	6.7	0	0.0
2000	11	11	0	0	0	0	0		2000	0	0	0	0	0	0	0	0	0	0	0	0	0	0	35.8	44.7	4	36.4	0	0.0	0	0.0
2015	17	15	1	1	0	0	0		2015	0	0	0	0	0	0	0	0	0	0	0	0	0	0	34.6	39.9	2	11.8	1	5.9	0	0.0
2030	13	13	0	0	0	0	0		2030	0	0	0	0	0	0	0	0	0	0	0	0	0	0	32.3	38.6	1	7.7	0	0.0	0	0.0
2045	9	9	0	0	0	0	0		2045	0	0	0	0	0	0	0	0	0	0	0	0	0	0	34.0	-	2	22.2	1	11.1	0	0.0
2100	5	5	0	0	0	0	0		2100	0	0	0	0	0	0	0	0	0	0	0	0	0	0	39.3	-	2	40.0	1	20.0	1	20.0
2115	11	10	1	0	0	0	0		2115	0	0	0	0	0	0	0	0	0	0	0	0	0	0	36.1	41.2	0	18.2	0	0.0	0	0.0
2130	9	7	2	0	0	0	0		2130	0	0	0	0	0	0	0	0	0	0	0	0	0	0	43.6	-	5	55.6	4	44.4	1	11.1
2145	3	3	0	1	0	0	0		2145	0	0	0	0	0	0	0	0	0	0	0	0	0	0	44.5	-	2	66.7	1	33.3	1	33.3
2200	6	6	0	0	0	0	0		2200	0	0	0	0	0	0	0	0	0	0	0	0	0	0	31.7	-	1	16.7	0	0.0	0	0.0
2215	7	4	2	1	0	0	0		2215	0	0	0	0	0	0	0	0	0	0	0	0	0	0	41.2	-	4	57.1	4	57.1	0	0.0
2230	4	3	1	0	0	0	0		2230	0	0	0	0	0	0	0	0	0	0	0	0	0	0	35.7	-	1	25.0	0	0.0	0	0.0
2245	3	2	1	0	0	0	0		2245	0	0	0	0	0	0	0	0	0	0	0	0	0	0	41.9	-	3	100.0	0	0.0	0	0.0
2300	3	3	0	0	0	0	0		2300	0	0	0	0	0	0	0	0	0	0	0	0	0	0	39.1	-	1	33.3	0	0.0	0	0.0
2315	3	3	1	0	0	0	0		2315	0	0	0	0	0	0	0	0	0	0	0	0	0	0	34.3	-	1	33.3	1	33.3	0	0.0
2330	2	2	0	0	0	0	0		2330	0	0	0	0	0	0	0	0	0	0	0	0	0	0	33.8	-	0	0.0	0	0.0	0	0.0
2345	4	3	1	0	0	0	0		2345	0	0	0	0	0	0	0	0	0	0	0	0	0	0	38.9	-	1	25.0	0	0.0	0	0.0
07-19	1209	1010	148	13	8	1	0		07-19	11	55	113	114	169	276	260	147	51	12	1	0	0	0	31.5	40.9	211	17.5	46	3.8	2	0.2
06-22	1405	1188	162	15	9	1	0		06-22	11	58	130	129	199	320	299	175	60	22	2	0	0	0	31.8	41.3	259	18.4	62	4.4	5	0.4
06-00	1437	1213	166	17	9	1	0		06-00	11	58	130	130	203	329	305	179	67	23	2	0	0	0	32.0	41.4	271	18.9	67	4.7	5	0.3
00-00	1450	1222	170	17	9	1	0		00-00	11	58	130	130	204	334	308	181	67	25	2	0	0	0	32.0	41.4	275	19.0	69	4.8	6	0.4

DIR 2

PROJECT 35202 Ashford, Kent
SITE 35202-004
LOCATION CHART ROAD
DIRECTION **WESTBOUND ←**
PSL 40mph

Thu 04 May
DAY 3

Time	Total	Cls 1	Cls 2	Cls 3	Cls 4	Cls 5	Cls 6	Fxd 1	Time
0000	6	0	4	2	0	0	0	0	0000
0015	2	0	2	0	0	0	0	0	0015
0030	1	0	0	1	0	0	0	0	0030
0045	2	0	1	1	0	0	0	0	0045
0100	0	0	0	0	0	0	0	0	0100
0115	2	0	2	0	0	0	0	0	0115
0130	0	0	0	0	0	0	0	0	0130
0145	1	0	1	0	0	0	0	0	0145
0200	0	0	0	0	0	0	0	0	0200
0215	0	0	0	0	0	0	0	0	0215
0230	0	0	0	0	0	0	0	0	0230
0245	0	0	0	0	0	0	0	0	0245
0300	2	0	1	1	0	0	0	0	0300
0315	0	0	0	0	0	0	0	0	0315
0330	0	0	0	0	0	0	0	0	0330
0345	2	0	2	0	0	0	0	0	0345
0400	0	0	0	0	0	0	0	0	0400
0415	0	0	0	0	0	0	0	0	0415
0430	1	0	1	0	0	0	0	0	0430
0445	0	0	0	0	0	0	0	0	0445
0500	2	0	0	2	0	0	0	0	0500
0515	0	0	0	0	0	0	0	0	0515
0530	3	0	3	0	0	0	0	0	0530
0545	5	1	4	0	0	0	0	0	0545
0600	6	0	5	1	0	0	0	0	0600
0615	4	0	4	0	0	0	0	0	0615
0630	14	0	9	2	3	0	0	0	0630
0645	16	1	13	2	0	0	0	0	0645
0700	12	1	9	2	0	0	0	0	0700
0715	24	0	19	5	0	0	0	0	0715
0730	29	0	26	3	0	0	0	0	0730
0745	42	0	34	5	2	1	0	0	0745
0800	39	0	31	6	2	0	0	0	0800
0815	22	0	20	2	0	0	0	0	0815
0830	23	0	18	4	1	0	0	0	0830
0845	22	1	20	1	0	0	0	0	0845
0900	25	0	22	3	0	0	0	0	0900
0915	28	2	22	2	1	0	0	0	0915
0930	24	0	23	1	0	0	0	0	0930
0945	20	2	15	3	0	0	0	0	0945
1000	16	0	16	0	0	0	0	0	1000
1015	19	0	15	2	1	1	0	0	1015
1030	13	1	10	1	1	0	0	0	1030
1045	26	1	21	3	1	0	0	0	1045
1100	19	1	14	4	0	0	0	0	1100
1115	23	1	19	3	0	0	0	0	1115
1130	23	2	19	2	0	0	0	0	1130
1145	11	0	8	3	0	0	0	0	1145
1200	25	0	21	2	2	0	0	0	1200
1215	19	0	18	1	0	0	0	0	1215
1230	28	1	22	5	0	0	0	0	1230
1245	27	3	20	2	1	1	0	0	1245
1300	22	0	18	3	1	0	0	0	1300
1315	14	0	12	1	1	0	0	0	1315
1330	23	1	16	6	0	0	0	0	1330
1345	23	0	18	5	0	0	0	0	1345
1400	23	0	19	4	0	0	0	0	1400
1415	20	0	17	2	1	0	0	0	1415
1430	24	1	20	1	1	0	0	0	1430
1445	33	0	31	2	0	0	0	0	1445
1500	20	1	15	4	0	0	0	0	1500
1515	36	2	23	10	1	0	0	0	1515
1530	26	0	21	5	0	0	0	0	1530
1545	45	2	39	4	0	0	0	0	1545
1600	31	1	26	3	1	0	0	0	1600
1615	17	1	14	2	0	0	0	0	1615
1630	33	2	30	1	0	0	0	0	1630
1645	45	0	38	6	0	1	0	0	1645
1700	46	3	40	1	0	2	0	0	1700
1715	31	1	29	0	0	1	0	0	1715
1730	35	2	29	4	0	0	0	0	1730
1745	35	1	33	1	0	0	0	0	1745
1800	31	3	25	1	1	0	0	0	1800
1815	21	1	18	2	0	0	0	0	1815
1830	23	1	18	3	1	0	0	0	1830
1845	24	0	21	2	0	0	1	0	1845
1900	20	0	20	2	0	0	0	0	1900
1915	19	1	17	1	0	0	0	0	1915
1930	21	1	19	1	0	0	0	0	1930
1945	19	1	18	0	0	0	0	0	1945
2000	13	0	13	0	0	0	0	0	2000
2015	11	1	10	0	0	0	0	0	2015
2030	14	0	13	1	0	0	0	0	2030
2045	11	0	9	2	0	0	0	0	2045
2100	5	1	4	0	0	0	0	0	2100
2115	14	0	14	0	0	0	0	0	2115
2130	9	0	9	0	0	0	0	0	2130
2145	9	0	8	1	0	0	0	0	2145
2200	2	0	2	0	0	0	0	0	2200
2215	8	0	5	3	0	0	0	0	2215
2230	7	0	6	1	0	0	0	0	2230
2245	6	1	4	1	0	0	0	0	2245
2300	3	0	3	0	0	0	0	0	2300
2315	4	0	3	1	0	0	0	0	2315
2330	3	0	2	1	0	0	0	0	2330
2345	3	0	2	1	0	0	0	0	2345
07-19	1239	39	1032	138	17	9	4	0	07-19
06-22	1448	45	1217	151	21	9	5	0	06-22
06-00	1484	46	1243	160	21	9	5	0	06-00
00-00	1515	47	1265	168	21	9	5	0	00-00

Time	Vbin 0 10	Vbin 10 15	Vbin 15 20	Vbin 20 25	Vbin 25 30	Vbin 30 35	Vbin 35 40	Vbin 40 45	Vbin 45 50	Vbin 50 60	Vbin 60 70	Vbin 70 80	Vbin 80 90	Vbin 90 100	Mean	Vpp 85	JPSL 40	JPSL% 40	PSL1 49	PSL1% 49	PSL2 55	PSL2% 55
0000	0	0	0	0	0	0	0	0	0	0	0	0	0	0	40.5 -		3	50.0	2	33.3	0	0.0
0015	0	0	0	0	0	1	1	1	0	0	0	0	0	0	34.1 -		0	0.0	0	0.0	0	0.0
0030	0	0	0	0	0	0	0	0	0	0	0	0	0	0	55.4 -		1	100.0	1	100.0	0	0.0
0045	0	0	0	0	1	0	0	0	0	1	0	0	0	0	42.6 -		1	50.0	1	50.0	1	100.0
0100	0	0	0	0	0	0	0	0	0	0	0	0	0	0	-		0	0.0	0	0.0	0	0.0
0115	0	0	0	0	0	1	1	1	0	0	0	0	0	0	37.0 -		1	50.0	1	50.0	0	0.0
0130	0	0	0	0	0	0	0	0	0	0	0	0	0	0	-		0	0.0	0	0.0	0	0.0
0145	0	0	0	0	0	0	0	0	0	0	0	0	0	0	34.5 -		0	0.0	0	0.0	0	0.0
0200	0	0	0	0	0	0	0	0	0	0	0	0	0	0	-		0	0.0	0	0.0	0	0.0
0215	0	0	0	0	0	0	0	0	0	0	0	0	0	0	-		0	0.0	0	0.0	0	0.0
0230	0	0	0	0	0	0	0	0	0	0	0	0	0	0	-		0	0.0	0	0.0	0	0.0
0245	0	0	0	0	0	0	0	0	0	0	0	0	0	0	-		0	0.0	0	0.0	0	0.0
0300	0	0	0	0	0	1	1	1	0	0	0	0	0	0	37.1 -		1	50.0	1	50.0	0	0.0
0315	0	0	0	0	0	0	0	0	0	0	0	0	0	0	-		0	0.0	0	0.0	0	0.0
0330	0	0	0	0	0	0	0	0	0	0	0	0	0	0	-		0	0.0	0	0.0	0	0.0
0345	0	0	0	0	0	1	0	0	0	0	0	0	0	0	35.0 -		0	0.0	0	0.0	0	0.0
0400	0	0	0	0	0	0	0	0	0	0	0	0	0	0	-		0	0.0	0	0.0	0	0.0
0415	0	0	0	0	0	0	0	0	0	0	0	0	0	0	-		0	0.0	0	0.0	0	0.0
0430	1	0	1	0	0	0	0	0	0	0	0	0	0	0	44.5 -		1	100.0	1	100.0	0	0.0
0445	0	0	0	0	0	0	0	0	0	0	0	0	0	0	-		0	0.0	0	0.0	0	0.0
0500	2	0	0	2	0	0	0	0	0	0	0	0	0	0	38.0 -		1	50.0	1	50.0	0	0.0
0515	0	0	0	0	0	1	1	1	0	0	0	0	0	0	44.4 -		2	100.0	2	100.0	0	0.0
0530	2	0	0	2	0	0	0	0	0	0	0	0	0	0	29.3 -		0	0.0	0	0.0	0	0.0
0545	0	0	0	0	0	0	0	0	0	0	0	0	0	0	34.8 -		0	40.0	2	40.0	0	0.0
0600	0	0	0	0	0	1	1	1	2	0	0	0	0	0	37.2 -		2	66.7	4	66.7	2	33.3
0615	0	0	0	0	0	0	0	0	0	0	0	0	0	0	44.2 -		0	50.0	1	50.0	1	25.0
0630	1	0	1	0	0	3	2	0	0	0	0	0	0	0	35.8	43.3	1	7.1	1	7.1	1	7.1
0645	0	0	0	0	0	1	3	6	6	0	0	0	0	0	41.7	46.7	9	56.3	3	18.8	0	0.0
0700	2	0	2	0	0	0	2	2	0	0	0	0	0	0	32.7	44.1	3	25.0	1	8.3	0	0.0
0715	5	0	5	0	0	0	4	3	0	0	0	0	0	0	31.8	40.2	4	16.7	1	4.2	0	0.0
0730	2	0	2	0	0	0	5	6	4	0	0	0	0	0	29.4	41.3	5	17.2	1	3.4	0	0.0
0745	3	0	3	0	0	0	6	4	4	1	0	0	0	0	26.9	38.0	4	9.5	0	0.0	0	0.0
0800	16	0	16	0	0	0	9	4	0	1	0	0	0	0	27.6	34.8	1	2.6	0	0.0	0	0.0
0815	3	0	3	0	0	0	8	4	0	1	0	0	0	0	31.6	40.4	3	13.6	0	0.0	0	0.0
0830	1	0	1	0	0	0	6	7	1	0	0	0	0	0	29.0	38.0	1	4.3	0	0.0	0	0.0
0845	3	0	3	0	0	0	10	2	2	0	0	0	0	0	30.5	37.0	2	9.1	0	0.0	0	0.0
0900	5	0	5	0	0	0	4	8	6	0	0	0	0	0	34.8	44.1	6	24.0	0	0.0	0	0.0
0915	7	0	7	0	0	0	4	4	6	1	0	0	0	0	31.1	41.8	7	25.0	1	4.2	0	0.0
0930	3	0	3	0	0	0	9	6	0	1	0	0	0	0	31.2	38.7	1	4.2	0	0.0	0	0.0
0945	1	0	1	0	0	0	6	4	5	1	0	0	0	0	34.4	40.9	0	0.0	1	5.0	0	0.0
1000	5	0	5	0	0	0	5	1	0	0	0	0	0	0	26.5	33.0	0	0.0	0	0.0	0	0.0
1015	5	0	5	0	0	0	4	4	0	1	0	0	0	0	29.8	36.2	1	5.3	0	0.0	0	0.0
1030	4	0	4	0	0	0	4	4	0	3	0	0	0	0	29.9	38.6	5	19.2	2	7.7	0	0.0
1045	3	0	3	0	0	0	8	4	2	0	0	0	0	0	31.5	43.9	1	5.3	0	0.0	0	0.0
1100	2	0	2	0	0	0	5	7	1	0	0	0	0	0	29.9	37.9	8	34.8	4	4.3	0	0.0
1115	5	0	5	0	0	0	7	3	3	0	0	0	0	0	34.1	42.0	7	30.4	3	13.0	1	4.3
1130	1	0	1	0	0	0	5	8	2	0	0	0	0	0	35.9	47.2	6	19.4	2	6.5	0	0.0
1145	4	0	4	0	0	0	4	4	4	0	0	0	0	0	33.5	40.0	9	25.7	3	8.6	3	8.6
1200	4	0	4	0	0	0	7	5	5	0	0	0	0	0	29.3	40.9	4	16.0	0	0.0	0	0.0
1215	3	0	3	0	0	0	10	4	7	1	0	0	0	0	32.8	43.1	9	32.1	2	7.1	0	0.0
1230	2	0	2	0	0	0	5	5	5	1	0	0	0	0	30.0	39.1	3	11.1	1	3.7	0	0.0
1245	5	0	5	0	0	0	9	2	4	0	0	0	0	0	34.6	42.9	5	22.7	2	9.1	1	4.5
1300	1	0	1	0	0	0	3	5	5	1	0	0	0	0	36.1	50.5	3	21.4	2	14.3	0	0.0
1315	5	0	5	0	0	0	6	6	2	1	0	0	0	0	33.5	41.9	4	17.4	1	8.7	0	0.0
1330	3	0	3	0	0	0	5	8	5	0	0	0	0	0	34.5	41.4	4	17.4	1	4.3	0	0.0
1345	1	0	1	0	0	0	7	8	2	0	0	0	0	0	33.3	40.5	3	13.0	1	4.3	0	0.0
1400	0	0	0	0	0	0	8	7	4	0	0	0	0	0	36.4	40.7	4	20.0	0	0.0	0	0.0
1415	1	0	1	0	0	0	2	10	7	0	0	0	0	0	34.9	41.8	4	16.7	1	4.2	0	0.0
1430	4	0	4	0	0	0	4	11	9	5	0	0	0	0	33.6	41.9	6	18.2	0	0.0	0	0.0
1445	5	0	5	0	0	0	6	9	6	2	0	0	0	0	30.8	41.2	4	20.0	0	0.0	0	0.0
1500	2	0	2	0	0	0	6	6	2	1	0	0	0	0	32.9	42.6	9	25.0	3	8.3	1	2.8
1515	7	0	7	0	0	0	10	3	1	0	0	0	0	0	30.1	37.5	3	11.5	1	3.8	0	0.0
1530	2	0	2	0	0	0	6	6	9	2	0	0	0	0	33.5	42.4	11	24.4	2	4.4	0	0.0
1545	4	0	4	0	0	0	4	5	1	1	0	0	0	0	28.8	44.2	6	35.3	1	3.2	0	0.0
1600	1	0	1	0	0	0	2	5	11	5	0	0	0	0	33.7	40.8	7	21.2	1	3.0	0	0.0
1615	3	0	3	0	0	0	8	8	8	4	0	0	0	0	30.9	40.8	8	17.8	1	2.2	1	2.2
1630	7	0	7	0	0	0	9	8	8	3	0	0	0	0	30.1	40.7	8	17.4	0	0.0	0	0.0
1645	7	0	7	0	0	0	6	5	3	3	0	0	0	0	32.1	44.9	6	19.4	2	6.5	0	0.0
1700	4	0	4	0	0	0	7	4	4	2	0	0	0	0	33.0	44.4	9	25.7	3	8.6	3	8.6
1715	3	0	3	0	0	0	10	4	7	1	0	0	0	0	31.8	41.7	8	22.9	1	2.9	0	0.0
1730	6	0	6	0	0	0	10	5	5	1	0	0	0	0	32.4	42.2	6	19.4	1	3.2	0	0.0
1745	2	0	2	0	0	0	6	3	5	3	0	0	0	0	30.9	41.9	4	19.1	1	4.8	0	0.0
1800	2	0	2	0	0	0	6	3	3	2	1	0	0	0	34.7	48.8	7	30.4	4	17.4	2	8.7
1815	1	0	1	0	0	0	5	5	2	1	0	0	0	0	33.0	44.0	5	21.7	2	8.7	0	0.0
1830	6	0	6	0	0	0	4	4	2	1	0	0	0	0	30.7	41.8	4	16.7	2	8.3	0	0.0
1845	4	0	4	0	0	0	5	8	1	1	0	0	0	0	34.3	39.6	2	10.5	1	5.3	0	0.0
1900	2	0	2	0	0	0	4	5	6	1	0	0	0	0	34.6	43.3	7	33.3	1	5.3	0	0.0
1915	4	0	4	0	0	0	6	5	5	0	0	0	0	0	31.7	37.5	4	30.8	1	7.7	0	0.0
1930	1	0	1	0	0	0	3	3	4	0	0	0	0	0	35.1	43.9	3	27.3	1	9.1	1	9.1
1945	1	0	1	0	0	0	3	5	3	3	0	0	0	0	38.6	48.0	6	42.9	2	14.3	0	0.0
2000	0	0	0	0	0	0	2	5	5	1	0	0	0	0	38.7	47.7	2	18.2	1	9.1	0	0.0
2015	0	0	0	0	0	0	1	2	2	0	0	0	0	0	34.9	42.9	0	0.0	0	0.0	0	0.0
2030	0	0	0	0	0	0	1	1	2	0	0	0	0	0	27.6 -		0	0.0	1	7.1	0	0.0
2045	0	0	0	0	0	0	0	0	0	0	0	0	0	0	35.2	43.4	3	28.6	1	7.1	1	7.1
2100	0	0	0	0	0	0	1	1	0	0	0	0	0	0	34.5 -		2	22.2	0	0.0	0	0.0
2115	0	0	0	0	0	0	0	0	0	0	0	0	0	0	31.9 -		1	11.1	0	0.0	0	0.0
2130	0	0	0	0	0	0	0	0	0	0	0	0	0	0	33.9 -		0	0.0	0	0.0	0	0.0
2145	0	0	0	0	0	0	0	0	0	0	0	0	0	0	34.6 -		2	25.0	1	14.3	0	0.0
2200	0	0	0	0	0	0	0	0	0	0	0	0	0	0	36.2 -		1	16.7	0	0.0	0	0.0
2215	1	0	1	0	0	0	1	3	3	1	0	0	0	0	35.4 -		1	14.3	0	0.0	0	0.0
2230	0	0	0	0	0	0	0	0	0	0	0	0	0	0	32.6 -		0	0.0	0	0.0	0	0.0
2245	0	0	0	0	0	0	0	1	1	0	0	0	0	0	37.0 -		1	25.0	0	0.0	0	0.0
2300	0	0	0	0	0	0	0	1	1	0	0	0	0	0	51.5 -		2	66.7	1	33.3	1	33.3
2315	1	0	1	0	0	0	1	2	1	0	0	0	0	0	33.1 -		0	0.0	0	0.0	0	0.0
2330	0	0	0	0	0	0	0	1	1	0	0	0	0	0								
2345	3	0	3	0	0	0	0	0	0	0	0	0	0	0								
07-19	170	308	251	158	39	21	4	0	0	0	31.8	40.8	222	17.9	49	4.0	9	0.7				
06-22	196	360	303	186	57	28	5	0	0	0	32.2	41.2	276	19.1	66	4.6	13	0.9				
06-00	199	372	314	192	57	29	5	1	0	0	32.3	41.2	284	19.1	68	4.6	14	0.9				
00-00	200	384	317	198	61	32	5	1	0	0	32.5	41.4	297	19.6	74	4.9	16	1.1				

	DIR 2
ALL VEHICLES	TOTAL
Mcycles	CLASS 1
Cars, taxis, 4WD	CLASS 2
LGV	CLASS 3
OGV1	CLASS 4
OGV2	CLASS 5
PSV	CLASS 6
	TIME
0 - 10 mph	0-10mph
10 - 15 mph	10-15mph
15 - 20 mph	15-20mph
20 - 25 mph	20-25mph
25 - 30 mph	25-30mph
30 - 35 mph	30-35mph
35 - 40 mph	35-40mph
40 - 45 mph	40-45mph
45 - 50 mph	45-50mph
50 - 60 mph	50-60mph
60 - 70 mph	60-70mph
70 - 80 mph	70-80mph
80 - 90 mph	80-90mph
90 - 100 mph	90mph+
AVG SPD	AVG SPD
85%ile	85%ile
> 40mph	PSL SPEEDING
% > 40mph	PSL% SPEEDING
	ACPO SPEEDING
	ACPO% SPEEDING
	DfT SPEEDING
	DfT% SPEEDING

PROJECT 35202 Ashford, Kent
SITE 35202-004
LOCATION CHART ROAD
DIRECTION **WESTBOUND →**
PSL 40mph

DIR 2

Fri 05 May
DAY 4

Time	Total	Cls 1	Cls 2	Cls 3	Cls 4	Cls 5	Cls 6	Fxd 1	Time
0000	4	3	2	1	0	0	0	0	0000
0015	2	0	2	0	0	0	0	0	0015
0030	0	0	0	0	0	0	0	0	0030
0045	1	0	1	0	0	0	0	0	0045
0100	1	0	1	0	0	0	0	0	0100
0115	1	1	0	0	0	0	0	0	0115
0130	1	0	1	0	0	0	0	0	0130
0145	0	0	0	0	0	0	0	0	0145
0200	0	0	0	0	0	0	0	0	0200
0215	1	0	1	0	0	0	0	0	0215
0230	0	0	0	0	0	0	0	0	0230
0245	0	0	0	0	0	0	0	0	0245
0300	0	0	0	0	0	0	0	0	0300
0315	0	0	0	0	0	0	0	0	0315
0330	0	0	0	0	0	0	0	0	0330
0345	0	0	0	0	0	0	0	0	0345
0400	0	0	0	0	0	0	0	0	0400
0415	0	0	0	0	0	0	0	0	0415
0430	1	1	0	0	0	0	0	0	0430
0445	0	0	0	0	0	0	0	0	0445
0500	3	2	1	0	0	0	0	0	0500
0515	0	0	0	0	0	0	0	0	0515
0530	2	2	0	0	0	0	0	0	0530
0545	3	3	0	0	0	0	0	0	0545
0600	4	3	0	0	0	1	0	0	0600
0615	6	6	0	0	0	0	0	0	0615
0630	9	7	1	0	0	0	1	0	0630
0645	21	15	4	1	0	0	0	0	0645
0700	10	10	0	0	0	0	0	0	0700
0715	25	22	3	0	0	0	0	0	0715
0730	27	24	3	0	0	0	0	0	0730
0745	33	28	4	1	0	0	0	0	0745
0800	33	29	3	1	0	0	0	0	0800
0815	25	22	2	0	0	0	0	0	0815
0830	33	28	5	0	0	0	0	0	0830
0845	21	17	4	0	0	1	0	0	0845
0900	17	15	1	1	0	0	0	0	0900
0915	15	13	2	0	0	0	0	0	0915
0930	24	22	2	0	0	0	0	0	0930
0945	19	12	4	2	1	0	0	0	0945
1000	22	15	4	1	0	0	0	0	1000
1015	22	18	2	1	0	0	0	0	1015
1030	26	20	4	2	0	0	0	0	1030
1045	31	28	3	0	0	0	0	0	1045
1100	20	18	0	2	0	0	0	0	1100
1115	15	12	0	3	0	0	0	0	1115
1130	16	11	4	1	0	0	0	0	1130
1145	23	15	4	1	2	0	0	0	1145
1200	22	15	4	1	2	0	0	0	1200
1215	28	26	1	1	0	0	0	0	1215
1230	20	18	2	0	0	0	0	0	1230
1245	27	22	3	2	0	0	1	0	1245
1300	28	22	5	0	0	0	1	0	1300
1315	34	30	2	1	0	0	0	0	1315
1330	33	28	3	1	0	0	0	0	1330
1345	19	16	3	0	0	0	0	0	1345
1400	30	27	1	1	0	0	0	0	1400
1415	33	31	2	0	0	0	0	0	1415
1430	23	22	1	0	0	0	1	0	1430
1445	31	23	6	1	0	0	1	0	1445
1500	27	21	5	0	0	1	0	0	1500
1515	26	25	0	0	0	1	0	0	1515
1530	23	19	1	0	0	1	0	0	1530
1545	39	30	6	0	0	0	0	0	1545
1600	30	28	2	0	0	0	0	0	1600
1615	31	27	3	1	0	0	0	0	1615
1630	30	25	1	0	0	0	0	0	1630
1645	28	24	3	0	0	0	0	0	1645
1700	35	33	2	0	0	0	0	0	1700
1715	49	46	2	1	0	0	0	0	1715
1730	33	31	2	0	0	0	0	0	1730
1745	29	25	3	1	0	0	0	0	1745
1800	26	24	1	1	0	0	0	0	1800
1815	23	22	0	1	0	0	0	0	1815
1830	21	20	0	0	0	1	0	0	1830
1845	28	24	3	1	0	0	0	0	1845
1900	17	15	2	0	0	0	0	0	1900
1915	27	26	1	0	0	0	0	0	1915
1930	21	19	1	1	0	0	0	0	1930
1945	17	16	1	0	0	0	0	0	1945
2000	15	14	1	0	0	0	0	0	2000
2015	12	10	1	1	0	0	0	0	2015
2030	12	12	0	0	0	0	0	0	2030
2045	9	9	0	0	0	0	0	0	2045
2100	7	7	0	0	0	0	0	0	2100
2115	8	7	1	0	0	0	0	0	2115
2130	7	7	0	0	0	0	0	0	2130
2145	11	11	0	0	0	0	0	0	2145
2200	5	3	1	1	0	0	0	0	2200
2215	8	8	0	0	0	0	0	0	2215
2230	3	3	0	0	0	0	0	0	2230
2245	2	2	0	0	0	0	0	0	2245
2300	2	2	0	0	0	0	0	0	2300
2315	3	2	1	0	0	0	0	0	2315
2330	3	0	3	0	0	0	0	0	2330
2345	0	0	0	0	0	0	0	0	2345
07-19	1263	19	1087	123	23	9	2		07-19
06-22	1466	21	1271	136	25	10	3		06-22
06-00	1492	22	1294	138	25	10	3		06-00
00-00	1516	23	1312	143	25	10	3		00-00

Time	Vbin 0 10	Vbin 10 15	Vbin 15 20	Vbin 20 25	Vbin 25 30	Vbin 30 35	Vbin 35 40	Vbin 40 45	Vbin 45 50	Vbin 50 60	Vbin 60 70	Vbin 70 80	Vbin 80 90	Vbin 90 100	Mean	Vpp 85	jPSL 40	jPSL% 40	PSL 49	PSL% 49	PSL2 55	PSL2% 55
0000	0	0	0	0	0	0	0	0	0	0	0	0	0	0	39.6 -		1	25.0	1	25.0	0	0.0
0015	0	0	0	0	0	1	1	0	0	0	0	0	0	0	35.3 -		0	0.0	0	0.0	0	0.0
0030	0	0	0	0	0	1	1	0	0	0	0	0	0	0	37.6 -		1	50.0	0	0.0	0	0.0
0045	0	0	0	0	0	0	0	0	0	0	0	0	0	0	40.8 -		1	100.0	0	0.0	0	0.0
0100	0	0	0	0	0	0	0	1	0	0	0	0	0	0	54.3 -		1	100.0	1	100.0	0	0.0
0115	0	0	0	0	0	0	0	0	0	0	0	0	0	0	27.0 -		0	0.0	0	0.0	0	0.0
0130	0	0	0	0	0	0	0	0	0	0	0	0	0	0	41.4 -		1	100.0	0	0.0	0	0.0
0145	0	0	0	0	0	0	0	0	0	0	0	0	0	0	-		0	0.0	0	0.0	0	0.0
0200	0	0	0	0	0	0	0	0	0	0	0	0	0	0	-		0	0.0	0	0.0	0	0.0
0215	0	0	0	0	0	0	0	0	0	0	0	0	0	0	42.9 -		1	100.0	0	0.0	0	0.0
0230	0	0	0	0	0	0	0	0	0	0	0	0	0	0	-		0	0.0	0	0.0	0	0.0
0245	0	0	0	0	0	0	0	0	0	0	0	0	0	0	-		0	0.0	0	0.0	0	0.0
0300	0	0	0	0	0	0	0	0	0	0	0	0	0	0	-		0	0.0	0	0.0	0	0.0
0315	0	0	0	0	0	0	0	0	0	0	0	0	0	0	-		0	0.0	0	0.0	0	0.0
0330	0	0	0	0	0	0	0	0	0	0	0	0	0	0	-		0	0.0	0	0.0	0	0.0
0345	0	0	0	0	0	0	0	0	0	0	0	0	0	0	-		0	0.0	0	0.0	0	0.0
0400	0	0	0	0	0	0	0	0	0	0	0	0	0	0	-		0	0.0	0	0.0	0	0.0
0415	0	0	0	0	0	0	0	0	0	0	0	0	0	0	-		0	0.0	0	0.0	0	0.0
0430	0	0	0	0	0	0	0	0	0	0	0	0	0	0	-		0	0.0	0	0.0	0	0.0
0445	0	0	0	0	0	0	0	0	0	0	0	0	0	0	-		0	0.0	0	0.0	0	0.0
0500	0	0	0	0	0	0	0	0	0	0	0	0	0	0	43.8 -		0	0.0	0	0.0	0	0.0
0515	0	0	0	0	0	0	0	0	0	0	0	0	0	0	-		0	0.0	0	0.0	0	0.0
0530	0	0	0	0	0	0	0	0	0	0	0	0	0	0	35.9 -		0	0.0	0	0.0	0	0.0
0545	0	0	0	0	0	0	0	0	0	0	0	0	0	0	-		0	0.0	0	0.0	0	0.0
0600	0	0	0	0	0	0	0	0	0	0	0	0	0	0	46.3 -		2	100.0	1	50.0	0	0.0
0615	0	0	0	0	0	0	0	0	0	0	0	0	0	0	42.5 -		2	100.0	0	0.0	0	0.0
0630	0	0	0	0	0	0	0	0	0	0	0	0	0	0	35.6 -		1	33.3	0	0.0	0	0.0
0645	0	0	0	0	0	0	0	0	0	0	0	0	0	0	43.5 -		3	75.0	2	50.0	0	0.0
0700	0	0	0	0	0	0	0	0	0	0	0	0	0	0	41.4 -		3	50.0	1	16.7	1	16.7
0715	0	0	0	0	0	0	0	0	0	0	0	0	0	0	34.6 -		3	33.3	0	0.0	0	0.0
0730	0	0	0	0	0	0	0	0	0	0	0	0	0	0	38.9 -	44.9	12	57.1	2	9.5	0	0.0
0745	0	0	0	0	0	0	0	0	0	0	0	0	0	0	41.3 -		8	80.0	1	10.0	1	10.0
0800	0	0	0	0	0	0	0	0	0	0	0	0	0	0	34.5	42.4	5	20.0	0	0.0	0	0.0
0815	0	0	0	0	0	0	0	0	0	0	0	0	0	0	33.3	40.8	6	22.2	0	0.0	0	0.0
0830	0	0	0	0	0	0	0	0	0	0	0	0	0	0	32.5	40.0	5	15.2	1	3.0	0	0.0
0845	0	0	0	0	0	0	0	0	0	0	0	0	0	0	27.8	35.1	0	0.0	0	0.0	0	0.0
0900	0	0	0	0	0	0	0	0	0	0	0	0	0	0	29.5	39.0	3	12.0	0	0.0	0	0.0
0915	0	0	0	0	0	0	0	0	0	0	0	0	0	0	29.4	38.1	2	6.1	0	0.0	0	0.0
0930	0	0	0	0	0	0	0	0	0	0	0	0	0	0	31.2	38.4	2	9.5	0	0.0	0	0.0
0945	0	0	0	0	0	0	0	0	0	0	0	0	0	0	33.3	42.5	3	17.7	1	5.9	0	0.0
1000	0	0	0	0	0	0	0	0	0	0	0	0	0	0	34.8	42.2	5	33.3	1	6.7	0	0.0
1015	0	0	0	0	0	0	0	0	0	0	0	0	0	0	31.9	41.9	5	20.8	1	4.2	0	0.0
1030	0	0	0	0	0	0	0	0	0	0	0	0	0	0	30.4	39.9	2	10.5	0	0.0	0	0.0
1045	0	0	0	0	0	0	0	0	0	0	0	0	0	0	36.7	43.1	8	36.4	2	9.1	0	0.0
1100	0	0	0	0	0	0	0	0	0	0	0	0	0	0	30.8	41.9	4	18.2	2	9.1	0	0.0
1115	0	0	0	0	0	0	0	0	0	0	0	0	0	0	31.6	38.9	3	11.5	0	0.0	0	0.0
1130	0	0	0	0	0	0	0	0	0	0	0	0	0	0	29.8	38.6	2	6.5	0	0.0	0	0.0
1145	0	0	0	0	0	0	0	0	0	0	0	0	0	0	34.7	40.1	3	15.0	1	5.0	0	0.0
1200	0	0	0	0	0	0	0	0	0	0	0	0	0	0	34.4	43.1	3	15.0	1	5.0	0	0.0
1215	0	0	0	0	0	0	0	0	0	0	0	0	0	0	28.0	36.7	1	6.3	0	0.0	0	0.0
1230	0	0	0	0	0	0	0	0	0	0	0	0	0	0	33.5	41.9	6	26.1	0	0.0	0	0.0
1245	0	0	0	0	0	0	0	0	0	0	0	0	0	0	30.8	38.3	2	9.1	1	4.5	0	0.0
1300	0	0	0	0	0	0	0	0	0	0	0	0	0	0	24.0	36.4	3	15.0	0	0.0	0	0.0
1315	0	0	0	0	0	0	0	0	0	0	0	0	0	0	32.6	40.8	3	11.1	1	3.7	1	3.7
1330	0	0	0	0	0	0	0	0	0	0	0	0	0	0	31.8	39.2	3	17.9	2	7.1	0	0.0
1345	0	0	0	0	0	0	0	0	0	0	0	0	0	0	33.6	42.4	5	17.9	0	0.0	0	0.0
1400	0	0	0	0	0	0	0	0	0	0	0	0	0	0	29.8	39.6	4	11.8	0	0.0	0	0.0
1415	0	0	0	0	0	0	0	0	0	0	0	0	0	0	34.5	45.9	7	21.2	5	15.2	0	0.0
1430	0	0	0	0	0	0	0	0	0	0	0	0	0	0	36.6	46.4	6	31.6	3	15.8	1	5.3
1445	0	0	0	0	0	0	0	0	0	0	0	0	0	0	33.5	44.0	9	30.0	2	6.7	0	0.0
1500	0	0	0	0	0	0	0	0	0	0	0	0	0	0	28.8	39.9	3	13.0	2	8.7	1	4.3
1515	0	0	0	0	0	0	0	0	0	0	0	0	0	0	34.8	44.2	5	16.1	4	12.9	2	6.5
1530	0	0	0	0	0	0	0	0	0	0	0	0	0	0	31.5	41.6	5	18.5	1	3.7	0	0.0
1545	0	0	0	0	0	0	0	0	0	0	0	0	0	0	30.8	41.9	6	23.1	2	7.7	0	0.0
1600	0	0	0	0	0	0	0	0	0	0	0	0	0	0	27.9	40.0	3	13.0	1	4.3	0	0.0
1615	0	0	0	0	0	0	0	0	0	0	0	0	0	0	33.8	40.9	7	18.0	3	7.7	0	0.0
1630	0	0	0	0	0	0	0	0	0	0	0	0	0	0	27.1	37.7	0	0.0	0	0.0	0	0.0
1645	0	0	0	0	0	0	0	0	0	0	0	0	0	0	27.8	39.9	4	12.9	1	3.2	0	0.0
1700	0	0	0	0	0	0	0	0	0	0	0	0	0	0	27.8	44.8	6	20.0	3	10.0	0	0.0
1715	0	0	0	0	0	0	0	0	0	0	0	0	0	0	34.1	41.7	6	21.4	2	7.1	0	0.0
1730	0	0	0	0	0	0	0	0	0	0	0	0	0	0	31.1	41.9	8	22.9	4	11.4	1	2.9
1745	0	0	0	0	0	0	0	0	0	0	0	0	0	0	29.8	37.7	4	8.2	2	4.1	0	0.0
1800	0	0	0	0	0	0	0	0	0	0	0	0	0	0	31.9	39.5	4	12.1	1	3.0	0	0.0
1815	0	0	0	0	0	0	0	0	0	0	0	0	0	0	32.8	43.2	9	31.0	2	6.9	0	0.0
1830	0	0	0	0	0	0	0	0	0	0	0	0	0	0	29.9	40.5	4	15.4	2	7.7	0	0.0
1845	1	1	0	0	0	0	0	0	0	0	0	0	0	0	35.1	46.6	7	30.4	4	17.4	0	0.0
1900	0	0	0	0	0	0	0	0	0	0	0	0	0	0	32.9	40.8	5	23.8	1	4.8	0	0.0
1915	0	0	0	0	0	0	0	0	0	0	0	0	0	0	30.9	39.6	3	10.7	1	3.6	0	0.0
1930	0	0	0	0	0	0	0	0	0	0	0	0	0	0	34.0	43.8	4	23.5	2	11.8	1	5.9
1945	0	0	2	1	0	0	0	0	0	0	0	0	0	0	31.8	39.7	4	14.8	1	3.7	0	0.0
2000	0	0	0	0	0	0	0	0	0	0	0	0	0	0	36.9	45.0	5	23.8	3	14.3	0	0.0
2015	0	0	1	0	0	0	0	0	0	0	0	0	0	0	30.7	39.4	2	11.8	0	0.0	0	0.0
2030	0	0	0	0	0	0	0	0	0	0	0	0	0	0	35.2	42.1	4	28.7	0	0.0	0	0.0
2045	0	0	0	0	0	0	0	0	0	0	0	0	0	0	32.8	41.2	2	16.7	0	0.0	0	0.0
2100	0	0	1	0	0	0	0	0	0	0	0	0	0	0	35.6	40.6	2	16.7	0	0.0	0	0.0
2115	0	0	0	0	0	0	0	0	0	0	0	0	0	0	31.4 -		1	11.1	1	11.1	0	0.0
2130	0	0	0	0	0	0	0	0	0	0	0	0	0	0	31.7 -		1	14.3	1	14.3	0	0.0
2145	0	0	1	0	0	0	0	0	0	0	0	0	0	0	37.3 -		1	12.5	1	12.5	0	0.0
2200	0	0	0	0	0	0	0	0	0	0	0	0	0	0	34.6 -	53.2	1	14.3	1	14.3	1	14.3
2215	0	0	0	0	0	0	0	0	0	0	0	0	0	0	34.3 -		2	18.2	2	18.2	1	9.1
2230	0	0	0	0	0	0	0	0	0	0	0	0	0	0	39.2 -		0	0.0	0	0.0	0	0.0
2245	0	0	0	0	0	0	0	0	0	0	0	0	0	0	44.5 -		4	50.0	1	33.3	0	0.0
2300	0	0	0	0	0	0	0	0	0	0	0	0	0	0	56.8 -		2	66.7	1	33.3	1	33.3
2315	0	0	0	0	0	0	0	0	0	0	0	0	0	0	45.0 -		2	100.0	1	50.0	1	50.0
2330	0	0	1	0	0	0	0	0	0	0	0	0	0	0	31.6 -		0	0.0	0	0.0	0	0.0
2345	0	0	1	0	0	0	0	0	0	0	0	0	0	0	38.2 -		0	0.0	0	0.0	0	0.0
07-19	166	297	272	135	61	12	5	0	0	0	31.5	40.6	213	16.9	65	5.1	8	0.6				
06-22	186	348	329	165	74	17	7	0	0	0	32.0	40.9	263	17.9	82	5.6	13	0.9				
06-00	188	355	335	173	75	18	7	1	0	0	32.1	40.9	274	18.4	85	5.7	15	1.0				
00-00	190	359	340	182	78	19	7	1	0	0	32.2	41.2	287	18.9	88	5.8	15	1.0				

	DIR 2
ALL VEHICLES	TOTAL
Mcycles	CLASS 1
Cars, taxis, 4WD	CLASS 2
LGV	CLASS 3
OGV1	CLASS 4
OGV2	CLASS 5
PSV	CLASS 6
	TIME
0 - 10 mph	0-10mph
10 - 15 mph	10-15mph
15 - 20 mph	15-20mph
20 - 25 mph	20-25mph
25 - 30 mph	25-30mph
30 - 35 mph	30-35mph
35 - 40 mph	35-40mph
40 - 45 mph	40-45mph
45 - 50 mph	45-50mph
50 - 60 mph	50-60mph
60 - 70 mph	60-70mph
70 - 80 mph	70-80mph
80 - 90 mph	80-90mph
90 - 100 mph	90mph+
AVG SPD	AVG SPD
85%ile	85%ile
> 40mph	PSL SPEEDING
% > 40mph	PSL% SPEEDING
	ACPO SPEEDING
	ACPO% SPEEDING
	DfT SPEEDING
	DfT% SPEEDING

DIR 2

PROJECT 35202 Ashford, Kent
SITE 35202-004
LOCATION CHART ROAD
DIRECTION **WESTBOUND ←**
PSL 40mph

Sat 06 May

DAY 5

Time	Total	Cls 1	Cls 2	Cls 3	Cls 4	Cls 5	Cls 6	Fix1
0000	1	0	1	0	0	0	0	
0015	4	1	2	1	0	0	0	
0030	2	0	2	0	0	0	0	
0045	0	0	0	0	0	0	0	
0100	2	0	2	0	0	0	0	
0115	1	0	1	0	0	0	0	
0130	0	0	0	0	0	0	0	
0145	0	0	0	0	0	0	0	
0200	0	0	0	0	0	0	0	
0215	0	0	0	0	0	0	0	
0230	1	0	0	1	0	0	0	
0245	1	0	1	0	0	0	0	
0300	1	0	0	1	0	0	0	
0315	0	0	0	0	0	0	0	
0330	1	0	1	0	0	0	0	
0345	0	0	0	0	0	0	0	
0400	0	0	0	0	0	0	0	
0415	0	0	0	0	0	0	0	
0430	0	0	0	0	0	0	0	
0445	0	0	0	0	0	0	0	
0500	0	0	0	0	0	0	0	
0515	0	0	0	0	0	0	0	
0530	3	0	3	0	0	0	0	
0545	3	0	3	0	0	0	0	
0600	1	0	1	0	0	0	0	
0615	1	0	1	0	0	0	0	
0630	7	1	5	0	1	0	0	
0645	4	0	3	1	0	0	0	
0700	5	0	5	0	0	0	0	
0715	2	0	2	0	0	0	0	
0730	10	0	10	0	0	0	0	
0745	14	0	14	0	0	0	0	
0800	10	0	9	1	0	0	0	
0815	12	0	9	2	1	0	0	
0830	12	0	11	1	0	0	0	
0845	19	1	16	1	1	0	0	
0900	19	0	18	1	0	0	0	
0915	16	0	15	1	0	0	0	
0930	18	0	15	3	0	0	0	
0945	16	0	14	2	0	0	0	
1000	16	0	15	1	0	0	0	
1015	20	0	20	0	0	0	0	
1030	15	0	12	2	1	0	0	
1045	16	0	14	2	0	0	0	
1100	17	1	13	3	0	0	0	
1115	13	0	12	0	1	0	0	
1130	11	1	9	1	0	0	0	
1145	30	1	28	0	1	0	0	
1200	27	1	22	4	0	0	0	
1215	21	0	18	3	0	0	0	
1230	21	0	20	1	0	0	0	
1245	25	1	22	1	1	0	0	
1300	28	1	24	3	0	0	0	
1315	24	1	20	2	1	0	0	
1330	12	0	10	1	1	0	0	
1345	17	0	16	1	0	0	0	
1400	29	0	29	0	0	0	0	
1415	12	0	11	1	0	0	0	
1430	22	0	19	3	0	0	0	
1445	15	1	12	1	1	0	0	
1500	12	0	12	0	0	0	0	
1515	10	0	9	1	0	0	0	
1530	20	0	17	2	1	0	0	
1545	12	0	12	0	0	0	0	
1600	22	0	21	1	0	0	0	
1615	14	0	14	0	0	0	0	
1630	16	0	14	2	0	0	0	
1645	16	0	14	1	1	0	0	
1700	7	0	6	1	0	0	0	
1715	14	0	14	0	0	0	0	
1730	12	1	9	2	0	0	0	
1745	17	0	15	1	1	0	0	
1800	18	0	18	0	0	0	0	
1815	23	0	22	1	0	0	0	
1830	20	0	19	1	0	0	0	
1845	14	0	13	0	1	0	0	
1900	13	0	11	2	0	0	0	
1915	10	0	9	1	0	0	0	
1930	16	0	14	1	1	0	0	
1945	5	0	5	0	0	0	0	
2000	7	0	7	0	0	0	0	
2015	12	0	11	0	1	0	0	
2030	8	0	7	1	0	0	0	
2045	5	0	4	1	0	0	0	
2100	10	1	9	0	0	0	0	
2115	11	0	10	1	0	0	0	
2130	11	0	10	0	1	0	0	
2145	4	0	4	0	0	0	0	
2200	1	0	1	0	0	0	0	
2215	4	0	4	0	0	0	0	
2230	5	0	5	0	0	0	0	
2245	3	0	3	0	0	0	0	
2300	1	0	1	0	0	0	0	
2315	0	0	0	0	0	0	0	
2330	4	0	3	1	0	0	0	
2345	0	0	0	0	0	0	0	
07-19	791	10	713	55	13	0	0	
06-22	916	12	824	63	17	0	0	
06-00	934	12	841	64	17	0	0	
00-00	954	13	857	67	17	0	0	

Time [--	Vbin 0 10	Vbin 10 15	Vbin 15 20	Vbin 20 25	Vbin 25 30	Vbin 30 35	Vbin 35 40	Vbin 40 45	Vbin 45 50	Vbin 50 60	Vbin 60 70	Vbin 70 80	Vbin 80 90	Vbin 90 100	Mean	Vpp 85	]PSL 40	]PSL% 40	]SL1 46 ACPO	]SL1% 46 ACPO	]SL2 55 DFT	]SL2% 55 DFT
0000	0	0	0	0	0	1	0	0	0	0	0	0	0	0	34.4	-	0	0.0	0	0.0	0	0.0
0015	0	0	0	1	0	1	0	1	1	0	0	0	0	0	35.2	-	2	50.0	1	25.0	0	0.0
0030	0	0	0	0	1	0	1	0	0	0	0	0	0	0	31.6	-	0	0.0	0	0.0	0	0.0
0045	0	0	0	0	0	0	0	0	0	0	0	0	0	0	-	-	0	0.0	0	0.0	0	0.0
0100	0	0	0	0	1	0	1	0	0	0	0	0	0	0	32.4	-	0	0.0	0	0.0	0	0.0
0115	0	0	0	0	0	0	0	1	0	0	0	0	0	0	40.7	-	1	100.0	0	0.0	0	0.0
0130	0	0	0	0	0	0	0	0	0	0	0	0	0	0	-	-	0	0.0	0	0.0	0	0.0
0145	0	0	0	0	0	0	0	0	0	0	0	0	0	0	-	-	0	0.0	0	0.0	0	0.0
0200	0	0	0	0	0	0	0	0	0	0	0	0	0	0	-	-	0	0.0	0	0.0	0	0.0
0215	0	0	0	0	0	0	0	0	0	0	0	0	0	0	-	-	0	0.0	0	0.0	0	0.0
0230	0	0	0	0	0	0	1	0	0	0	0	0	0	0	39.5	-	0	0.0	0	0.0	0	0.0
0245	0	0	0	0	0	0	0	1	0	0	0	0	0	0	40.7	-	1	100.0	0	0.0	0	0.0
0300	0	0	0	0	0	0	1	0	0	0	0	0	0	0	38.0	-	0	0.0	0	0.0	0	0.0
0315	0	0	0	0	0	0	0	0	0	0	0	0	0	0	-	-	0	0.0	0	0.0	0	0.0
0330	0	0	0	0	0	1	0	0	0	0	0	0	0	0	32.7	-	0	0.0	0	0.0	0	0.0
0345	0	0	0	0	0	0	0	0	0	0	0	0	0	0	-	-	0	0.0	0	0.0	0	0.0
0400	0	0	0	0	0	0	0	0	0	0	0	0	0	0	-	-	0	0.0	0	0.0	0	0.0
0415	0	0	0	0	0	0	0	0	0	0	0	0	0	0	-	-	0	0.0	0	0.0	0	0.0
0430	0	0	0	0	0	0	0	0	0	0	0	0	0	0	-	-	0	0.0	0	0.0	0	0.0
0445	0	0	0	0	0	0	0	0	0	0	0	0	0	0	-	-	0	0.0	0	0.0	0	0.0
0500	0	0	0	0	0	0	0	0	0	0	0	0	0	0	-	-	0	0.0	0	0.0	0	0.0
0515	0	0	0	0	0	0	0	0	0	0	0	0	0	0	-	-	0	0.0	0	0.0	0	0.0
0530	0	0	0	0	0	0	1	2	0	0	0	0	0	0	40.8	-	2	66.7	0	0.0	0	0.0
0545	0	0	0	0	0	1	1	0	1	0	0	0	0	0	38.7	-	1	33.3	1	33.3	0	0.0
0600	0	0	0	0	0	0	1	0	0	0	0	0	0	0	38.1	-	0	0.0	0	0.0	0	0.0
0615	0	0	0	0	0	0	0	0	1	0	0	0	0	0	46.3	-	1	100.0	1	100.0	0	0.0
0630	0	1	0	1	0	2	2	1	0	0	0	0	0	0	30.6	-	1	14.3	0	0.0	0	0.0
0645	0	0	0	0	0	1	1	1	0	0	1	0	0	0	44.7	-	2	50.0	1	25.0	1	25.0
0700	0	0	0	0	0	0	3	0	1	1	0	0	0	0	42.9	-	2	40.0	2	40.0	1	20.0
0715	0	0	0	0	1	0	1	0	0	0	0	0	0	0	33.4	-	0	0.0	0	0.0	0	0.0
0730	0	0	0	1	0	3	2	2	1	1	0	0	0	0	38.1	-	4	40.0	1	10.0	1	10.0
0745	0	1	0	0	0	4	8	1	0	0	0	0	0	0	35.2	39.0	1	7.1	0	0.0	0	0.0
0800	0	0	0	0	1	2	5	2	0	0	0	0	0	0	36.8	-	2	20.0	0	0.0	0	0.0
0815	0	0	0	3	2	2	2	2	0	1	0	0	0	0	34.1	42.8	3	25.0	1	8.3	0	0.0
0830	0	0	1	2	3	4	0	1	0	1	0	0	0	0	31.4	44.3	2	16.7	1	8.3	0	0.0
0845	0	0	3	2	3	7	4	0	0	0	0	0	0	0	29.4	35.3	0	0.0	0	0.0	0	0.0
0900	0	1	1	2	5	3	3	4	0	0	0	0	0	0	31.2	40.7	4	21.1	0	0.0	0	0.0
0915	0	0	1	0	2	7	4	2	0	0	0	0	0	0	33.7	40.1	2	12.5	0	0.0	0	0.0
0930	0	2	2	1	5	3	3	1	1	0	0	0	0	0	28.2	38.2	2	11.1	0	0.0	0	0.0
0945	0	0	1	0	2	6	6	1	0	0	0	0	0	0	33.7	38.7	1	6.3	0	0.0	0	0.0
1000	0	0	0	1	4	2	3	6	0	0	0	0	0	0	35.7	42.0	6	37.5	0	0.0	0	0.0
1015	0	0	2	2	4	3	7	1	0	1	0	0	0	0	31.6	38.7	2	10.0	1	5.0	0	0.0
1030	0	0	2	2	4	3	2	2	0	0	0	0	0	0	29.7	39.8	2	13.3	0	0.0	0	0.0
1045	0	0	0	1	4	5	4	2	0	0	0	0	0	0	32.7	39.8	2	12.5	0	0.0	0	0.0
1100	0	1	0	5	4	5	1	1	0	0	0	0	0	0	28.1	36.0	1	5.9	0	0.0	0	0.0
1115	0	1	4	2	0	2	3	0	1	0	0	0	0	0	27.5	39.4	1	7.7	0	0.0	0	0.0
1130	0	2	0	2	3	3	0	1	0	0	0	0	0	0	27.2	34.7	1	9.1	0	0.0	0	0.0
1145	0	1	9	5	4	5	5	0	1	0	0	0	0	0	26.5	35.8	1	3.3	1	3.3	0	0.0
1200	0	0	0	5	6	8	5	2	1	0	0	0	0	0	31.6	38.7	3	11.1	1	3.7	0	0.0
1215	0	0	4	5	5	5	2	0	0	0	0	0	0	0	26.5	33.5	0	0.0	0	0.0	0	0.0
1230	0	1	3	4	3	9	0	1	0	0	0	0	0	0	27.6	34.3	1	4.8	0	0.0	0	0.0
1245	1	0	1	3	5	9	4	1	1	0	0	0	0	0	31.1	38.4	2	8.0	0	0.0	0	0.0
1300	0	1	3	9	9	6	0	0	0	0	0	0	0	0	25.3	31.5	0	0.0	0	0.0	0	0.0
1315	0	0	5	5	5	3	4	2	0	0	0	0	0	0	28.4	39.4	2	8.3	0	0.0	0	0.0
1330	0	0	1	1	0	7	2	0	1	0	0	0	0	0	31.9	39.1	1	8.3	1	8.3	0	0.0
1345	0	1	2	0	2	2	6	3	1	0	0	0	0	0	33.3	42.0	4	23.5	0	0.0	0	0.0
1400	1	1	4	2	10	7	2	2	0	0	0	0	0	0	27.6	36.5	2	6.9	0	0.0	0	0.0
1415	0	0	0	1	6	0	2	2	1	0	0	0	0	0	32.6	42.0	3	25.0	0	0.0	0	0.0
1430	0	0	1	3	6	7	4	1	0	0	0	0	0	0	30.5	37.9	1	4.5	0	0.0	0	0.0
1445	1	2	1	2	1	5	1	1	0	1	0	0	0	0	28.0	41.0	2	13.3	1	6.7	0	0.0
1500	0	0	0	1	4	4	1	1	1	0	0	0	0	0	32.7	42.5	2	16.7	0	0.0	0	0.0
1515	0	0	1	0	1	4	3	1	0	0	0	0	0	0	33.3	-	1	10.0	0	0.0	0	0.0
1530	0	1	1	1	7	3	7	0	0	0	0	0	0	0	30.8	38.3	0	0.0	0	0.0	0	0.0
1545	0	0	0	0	7	1	4	0	0	0	0	0	0	0	31.2	36.4	0	0.0	0	0.0	0	0.0
1600	0	2	2	5	1	2	7	3	0	0	0	0	0	0	29.5	41.6	3	13.6	0	0.0	0	0.0
1615	0	0	0	0	0	4	5	3	2	0	0	0	0	0	38.4	45.1	5	35.7	1	7.1	0	0.0
1630	0	0	1	0	4	7	4	0	0	0	0	0	0	0	31.9	37.5	0	0.0	0	0.0	0	0.0
1645	0	1	0	1	1	5	3	3	2	0	0	0	0	0	34.8	44.4	5	31.3	1	6.3	0	0.0
1700	0	0	1	0	1	1	1	2	0	1	0	0	0	0	35.7	-	3	42.9	1	14.3	0	0.0
1715	0	0	0	1	0	4	3	5	1	0	0	0	0	0	37.0	44.2	6	42.9	1	7.1	0	0.0
1730	1	1	0	0	0	2	3	1	2	2	0	0	0	0	37.1	50.0	5	41.7	4	33.3	0	0.0
1745	0	2	0	1	2	5	3	3	0	1	0	0	0	0	32.9	41.7	4	23.5	1	5.9	1	5.9
1800	0	0	2	2	2	5	5	1	1	0	0	0	0	0	31.9	39.4	2	11.1	1	5.6	0	0.0
1815	0	3	2	1	4	2	6	2	1	1	0	0	0	0	34.7	45.1	5	21.7	2	8.7	1	4.3
1830	0	0	1	1	2	3	8	4	1	0	0	0	0	0	35.3	44.0	5	25.0	1	5.0	0	0.0
1845	0	1	0	0	1	4	6	1	1	0	0	0	0	0	34.4	41.9	2	14.3	1	7.1	0	0.0
1900	0	0	0	0	0	5	1	3	2	2	0	0	0	0	41.3	54.7	7	53.9	4	30.8	2	15.4
1915	0	0	1	1	0	4	1	1	1	0	1	0	0	0	35.5	-	3	30.0	2	20.0	1	10.0
1930	0	0	2	1	2	2	4	4	1	0	0	0	0	0	34.0	42.9	5	31.3	0	0.0	0	0.0
1945	0	0	0	0	0	1	0	2	0	2	0	0	0	0	44.1	-	4	80.0	2	40.0	0	0.0
2000	0	0	0	0	1	1	3	1	0	1	0	0	0	0	38.5	-	2	28.6	1	14.3	1	14.3
2015	0	0	0	0	2	6	2	1	0	1	0	0	0	0	34.5	41.7	2	16.7	1	8.3	0	0.0
2030	0	0	0	1	0	2	2	3	0	0	0	0	0	0	36.4	-	3	37.5	0	0.0	0	0.0
2045	0	0	0	0	0	0	2	2	0	1	0	0	0	0	42.6	-	3	60.0	1	20.0	1	20.0
2100	0	1	0	0	1	3	4	1	0	0	0	0	0	0	32.8	-	1	10.0	0	0.0	0	0.0
2115	0	1	1	1	1	0	4	1	1	1	0	0	0	0	34.2	48.5	3	27.3	2	18.2	1	9.1
2130	0	0	0	0	2	1	3	4	0	0	1	0	0	0	39.7	48.5	5	45.5	1	9.1	1	9.1
2145	0	0	0	0	0	2	2	0	0	0	0	0	0	0	34.6	-	0	0.0	0	0.0	0	0.0
2200	0	0	0	0	0	0	1	0	0	0	0	0	0	0	35.4	-	0	0.0	0	0.0	0	0.0
2215	0	0	0	0	1	1	0	1	1	0	0	0	0	0	36.5	-	2	50.0	0	0.0	0	0.0
2230	0	0	0	0	1	1	1	1	0	1	0	0	0	0	39.1	-	2	40.0	1	20.0	1	20.0
2245	0	0	0	0	1	1	0	1	0	0	0	0	0	0	34.2	-	1	33.3	0	0.0	0	0.0
2300	0	0	0	0	0	0	1	0	0	0	0	0	0	0	39.8	-	0	0.0	0	0.0	0	0.0
2315	0	0	0	0	0	0	0	0	0	0	0	0	0	0	-	-	0	0.0	0	0.0	0	0.0
2330	0	0	0	0	1	0	1	0	1	1	0	0	0	0	42.2	-	2	50.0	1	25.0	1	25.0
2345	0	0	0	0	0	0	0	0	0	0	0	0	0	0	-	-	0	0.0	0	0.0	0	0.0
07-19	4	26	62	85	146	193	167	74	22	11	0	0	0	0	31.4	39.6	108	13.7	24	3.0	4	0.5
06-22	4	29	66	90	155	223	199	99	28	19	3	0	0	0	32.1	40.6	150	16.4	40	4.4	12	1.3
06-00	4	29	66	90	159	226	203	102	30	21	3	0	0	0	32.3	40.6	157	16.8	42	4.5	14	1.5
00-00	4	29	66	91	161	230	209	107	32	21	3	0	0	0	32.4	40.7	164	17.2	44	4.6	14	1.5

PROJECT 35202 Ashford, Kent
SITE 35202-004
LOCATION CHART ROAD
DIRECTION **WESTBOUND →**
PSL 40mph

DIR 2

Sun 07 May
DAY 6

	TOTAL	CLASS 1	CLASS 2	CLASS 3	CLASS 4	CLASS 5	CLASS 6
ALL VEHICLES	TOTAL	CLASS 1	CLASS 2	CLASS 3	CLASS 4	CLASS 5	CLASS 6
Mcycles	TOTAL	CLASS 1	CLASS 2	CLASS 3	CLASS 4	CLASS 5	CLASS 6
Cars, taxis, 4WD	TOTAL	CLASS 1	CLASS 2	CLASS 3	CLASS 4	CLASS 5	CLASS 6
LGV	TOTAL	CLASS 1	CLASS 2	CLASS 3	CLASS 4	CLASS 5	CLASS 6
OGV1	TOTAL	CLASS 1	CLASS 2	CLASS 3	CLASS 4	CLASS 5	CLASS 6
OGV2	TOTAL	CLASS 1	CLASS 2	CLASS 3	CLASS 4	CLASS 5	CLASS 6
PSV	TOTAL	CLASS 1	CLASS 2	CLASS 3	CLASS 4	CLASS 5	CLASS 6
0 - 10 mph	0	0	0	0	0	0	0
10 - 15 mph	0	0	0	0	0	0	0
15 - 20 mph	0	0	0	0	0	0	0
20 - 25 mph	0	0	0	0	0	0	0
25 - 30 mph	0	0	0	0	0	0	0
30 - 35 mph	0	0	0	0	0	0	0
35 - 40 mph	0	0	0	0	0	0	0
40 - 45 mph	0	0	0	0	0	0	0
45 - 50 mph	0	0	0	0	0	0	0
50 - 60 mph	0	0	0	0	0	0	0
60 - 70 mph	0	0	0	0	0	0	0
70 - 80 mph	0	0	0	0	0	0	0
80 - 90 mph	0	0	0	0	0	0	0
90 - 100 mph	0	0	0	0	0	0	0
AVG SPD	31.5	44.9	35.1	42.6	43.9	47.4	42.1
85%ile	40	50	40	50	50	54	50
> 40mph	1	100	0	0	0	1	0
% > 40mph	0.0	100.0	0.0	0.0	0.0	100.0	0.0
ACPO SPEEDING	0	0	0	0	0	0	0
ACPO% SPEEDING	0.0	0.0	0.0	0.0	0.0	0.0	0.0
DfT SPEEDING	0	0	0	0	0	0	0
DfT% SPEEDING	0.0	0.0	0.0	0.0	0.0	0.0	0.0

TIME	Total	Cls 1	Cls 2	Cls 3	Cls 4	Cls 5	Cls 6	Fxd 1	Time
0000	1	0	1	0	0	0	0	0	0000
0015	1	0	1	0	0	0	0	0	0015
0030	2	0	2	0	0	0	0	0	0030
0045	1	0	1	0	0	0	0	0	0045
0100	0	0	0	0	0	0	0	0	0100
0115	3	0	2	1	0	0	0	0	0115
0130	0	0	0	0	0	0	0	0	0130
0145	1	0	1	0	0	0	0	0	0145
0200	1	1	0	0	0	0	0	0	0200
0215	1	0	1	0	0	0	0	0	0215
0230	0	0	0	0	0	0	0	0	0230
0245	0	0	0	0	0	0	0	0	0245
0300	0	0	0	0	0	0	0	0	0300
0315	2	0	2	0	0	0	0	0	0315
0330	3	0	3	0	0	0	0	0	0330
0345	0	0	0	0	0	0	0	0	0345
0400	0	0	0	0	0	0	0	0	0400
0415	0	0	0	0	0	0	0	0	0415
0430	0	0	0	0	0	0	0	0	0430
0445	0	0	0	0	0	0	0	0	0445
0500	1	0	1	0	0	0	0	0	0500
0515	0	0	0	0	0	0	0	0	0515
0530	1	1	0	0	0	0	0	0	0530
0545	0	0	0	0	0	0	0	0	0545
0600	2	2	0	0	0	0	0	0	0600
0615	1	1	0	0	0	0	0	0	0615
0630	2	0	1	0	0	0	1	0	0630
0645	3	0	3	0	0	0	0	0	0645
0700	2	0	2	0	0	0	0	0	0700
0715	3	0	3	0	0	0	0	0	0715
0730	11	0	11	0	0	0	0	0	0730
0745	10	0	10	0	0	0	0	0	0745
0800	9	0	9	0	0	0	0	0	0800
0815	8	0	6	2	0	0	0	0	0815
0830	6	0	6	0	0	0	0	0	0830
0845	8	2	6	0	0	0	0	0	0845
0900	15	0	15	0	0	0	0	0	0900
0915	20	1	18	1	0	0	0	0	0915
0930	20	1	18	1	0	0	0	0	0930
0945	38	0	38	0	0	0	0	0	0945
1000	26	0	33	2	0	0	0	0	1000
1015	36	0	33	2	1	0	0	0	1015
1030	17	1	16	0	0	0	0	0	1030
1045	23	1	22	0	0	0	0	0	1045
1100	22	1	16	4	1	0	0	0	1100
1115	24	2	18	0	0	0	0	0	1115
1130	24	2	21	1	0	0	0	0	1130
1145	34	0	23	1	0	0	0	0	1145
1200	24	0	23	1	0	0	0	0	1200
1215	15	0	15	0	0	0	0	0	1215
1230	24	0	24	0	0	0	0	0	1230
1245	25	0	24	1	0	0	0	0	1245
1300	20	1	18	1	0	0	0	0	1300
1315	20	0	16	4	0	0	0	0	1315
1330	15	0	13	2	0	0	0	0	1330
1345	23	0	22	1	0	0	0	0	1345
1400	18	0	18	0	0	0	0	0	1400
1415	18	1	15	1	0	0	0	0	1415
1430	16	0	15	1	0	0	0	0	1430
1445	26	0	24	1	0	0	0	0	1445
1500	18	0	16	2	0	0	0	0	1500
1515	18	1	15	2	0	0	0	0	1515
1530	17	0	16	1	0	0	0	0	1530
1545	13	0	13	0	0	0	0	0	1545
1600	17	1	16	0	0	0	0	0	1600
1615	11	0	11	0	0	0	0	0	1615
1630	15	0	15	0	0	0	0	0	1630
1645	17	1	15	1	0	0	0	0	1645
1700	19	0	19	0	0	0	0	0	1700
1715	15	0	14	1	0	0	0	0	1715
1730	20	0	20	0	0	0	0	0	1730
1745	13	0	13	0	0	0	0	0	1745
1800	17	0	15	2	0	0	0	0	1800
1815	9	0	8	1	0	0	0	0	1815
1830	14	2	12	0	0	0	0	0	1830
1845	13	0	13	0	0	0	0	0	1845
1900	13	0	13	0	0	0	0	0	1900
1915	15	2	12	1	0	0	0	0	1915
1930	15	0	14	1	0	0	0	0	1930
1945	8	1	5	2	0	0	0	0	1945
2000	11	1	9	1	0	0	0	0	2000
2015	14	2	12	0	0	0	0	0	2015
2030	12	1	11	0	0	0	0	0	2030
2045	6	0	5	1	0	0	0	0	2045
2100	10	0	10	0	0	0	0	0	2100
2115	8	0	7	1	0	0	0	0	2115
2130	6	1	5	0	0	0	0	0	2130
2145	6	0	3	3	0	0	0	0	2145
2200	5	0	3	2	0	0	0	0	2200
2215	4	0	4	0	0	0	0	0	2215
2230	8	1	6	1	0	0	0	0	2230
2245	4	0	3	1	0	0	0	0	2245
2300	4	0	4	0	0	0	0	0	2300
2315	3	0	3	0	0	0	0	0	2315
2330	3	0	3	0	0	0	0	0	2330
2345	1	0	0	1	0	0	0	0	2345
07-19	845	20	785	35	5	0	0	0	07-19
06-22	977	28	898	44	6	1	0	0	06-22
06-00	1009	29	924	49	6	1	0	0	06-00
00-00	1030	30	941	52	6	1	0	0	00-00

TIME	Vbin 0 10	Vbin 10 15	Vbin 15 20	Vbin 20 25	Vbin 25 30	Vbin 30 35	Vbin 35 40	Vbin 40 45	Vbin 45 50	Vbin 50 60	Vbin 60 70	Vbin 70 80	Vbin 80 90	Vbin 90 100	Mean	Vpp 85	PSL 40	PSL% 40	PSL1 49	PSL1% 49	PSL2 55	PSL2% 55
0000	0	0	0	0	0	0	0	0	0	0	0	0	0	0	31.5 -		0	0.0	0	0.0	0	0.0
0015	0	0	0	0	0	0	0	0	0	0	0	0	0	0	44.9 -		1	100.0	0	0.0	0	0.0
0030	0	0	0	0	0	1	0	0	0	0	0	0	0	0	35.1 -		1	50.0	0	0.0	0	0.0
0045	0	0	0	0	0	0	0	0	0	0	0	0	0	0	42.6 -		1	100.0	0	0.0	0	0.0
0100	0	0	0	0	0	0	0	0	0	0	0	0	0	0	-		0	0.0	0	0.0	0	0.0
0115	2	0	2	0	0	0	0	0	1	0	0	0	0	0	43.9 -		1	33.3	1	33.3	1	33.3
0130	0	0	0	0	0	0	0	0	0	0	0	0	0	0	-		0	0.0	0	0.0	0	0.0
0145	1	0	1	0	0	0	0	0	0	0	0	0	0	0	47.4 -		1	100.0	1	100.0	0	0.0
0200	1	1	0	0	0	0	0	0	0	0	0	0	0	0	210 -		0	0.0	1	100.0	0	0.0
0215	1	0	1	0	0	0	0	0	0	0	0	0	0	0	42.1 -		0	0.0	0	0.0	0	0.0
0230	0	0	0	0	0	0	0	0	0	0	0	0	0	0	-		0	0.0	0	0.0	0	0.0
0245	0	0	0	0	0	0	0	0	0	0	0	0	0	0	-		0	0.0	0	0.0	0	0.0
0300	0	0	0	0	0	0	0	0	0	0	0	0	0	0	-		0	0.0	0	0.0	0	0.0
0315	2	0	2	0	0	0	0	0	1	0	0	0	0	0	44.5 -		2	100.0	0	0.0	0	0.0
0330	3	0	3	0	0	0	0	0	0	0	0	0	0	0	31.7 -		0	0.0	0	0.0	0	0.0
0345	0	0	0	0	0	0	0	0	0	0	0	0	0	0	-		0	0.0	0	0.0	0	0.0
0400	0	0	0	0	0	0	0	0	0	0	0	0	0	0	-		0	0.0	0	0.0	0	0.0
0415	0	0	0	0	0	0	0	0	0	0	0	0	0	0	-		0	0.0	0	0.0	0	0.0
0430	0	0	0	0	0	0	0	0	0	0	0	0	0	0	-		0	0.0	0	0.0	0	0.0
0445	0	0	0	0	0	0	0	0	0	0	0	0	0	0	44.7 -		1	100.0	0	0.0	0	0.0
0500	1	0	1	0	0	0	0	0	0	0	0	0	0	0	43.3 -		1	100.0	0	0.0	0	0.0
0515	0	0	0	0	0	0	0	0	0	0	0	0	0	0	37.7 -		0	0.0	0	0.0	0	0.0
0530	1	1	0	0	0	0	0	0	0	0	0	0	0	0	32.2 -		0	0.0	0	0.0	0	0.0
0545	0	0	0	0	0	0	0	0	0	0	0	0	0	0	44.9 -		1	50.0	1	50.0	0	0.0
0600	2	2	0	0	0	0	0	0	1	0	0	0	0	0	48.1 -		1	100.0	1	100.0	0	0.0
0615	1	1	0	0	0	0	0	0	0	0	0	0	0	0	32.5 -		0	0.0	0	0.0	0	0.0
0630	2	0	1	0	0	0	0	0	0	0	0	0	0	0	32.6 -		0	0.0	0	0.0	0	0.0
0645	3	0	3	0	0	0	0	0	0	0	0	0	0	0	29.4 -		0	0.0	0	0.0	0	0.0
0700	2	0	2	0	0	0	0	0	0	0	0	0	0	0	29.3 -		0	0.0	0	0.0	0	0.0
0715	3	0	3	0	0	0	0	0	0	0	0	0	0	0	30.6	43.3	3	27.3	1	9.1	0	0.0
0730	11	0	11	0	0	0	0	0	0	0	0	0	0	0	38.4 -		4	40.0	1	11.1	1	11.1
0745	10	0	10	0	0	0	0	0	0	0	0	0	0	0	37.7 -		1	12.5	1	12.5	0	0.0
0800	9	0	9	0	0	0	0	0	0	0	0	0	0	0	36.7 -		3	50.0	1	16.7	0	0.0
0815	8	0	6	2	0	0	0	0	0	0	0	0	0	0	29.6 -	37.9	0	0.0	0	0.0	0	0.0
0830	6	0	6	0	0	0	0	0	0	0	0	0	0	0	30.6	38.1	1	5.0	1	5.0	0	0.0
0845	8	2	6	0	0	0	0	0	0	0	0	0	0	0	33.0	40.6	3	15.0	0	0.0	0	0.0
0900	15	0	15	0	0	0	0	0	0	0	0	0	0	0	28.8	34.6	1	2.6	0	0.0	0	0.0
0915	20	1	18	1	0	0	0	0	0	0	0	0	0	0	31.6	37.8	1	3.8	0	0.0	0	0.0
0930	20	1	18	1	0	0	0	0	0	0	0	0	0	0	31.0	40.6	5	13.9	1	2.8	0	0.0
0945	38	0	38	0	0	0	0	0	0	0	0	0	0	0	32.7	41.7	3	17.7	0	0.0	0	0.0
1000	26	0	33	2	1	0	0	0	0	0	0	0	0	0	34.1	40.0	3	13.0	0	0.0	0	0.0
1015	36	0	33	2	0	0	0	0	0	0	0	0	0	0	30.4	41.0	4	18.2	1	4.5	0	0.0
1030	17	1	16	0	0	0	0	0	0	0	0	0	0	0	31.4	47.0	7	31.8	1	4.2	0	0.0
1045	23	1	22	0	0	0	0	0	0	0	0	0	0	0	28.5	40.0	3	12.5	1	4.2	0	0.0
1100	22	1	16	4	1	0	0	0	0	0	0	0	0	0	29.0	38.9	2	8.3	0	0.0	0	0.0
1115	24	2	18	0	0	0	0	0	0	0	0	0	0	0	31.6	39.1	2	8.3	1	4.2	0	0.0
1130	24	2	21	1	0	0	0	0	0	0	0	0	0	0	30.1	37.4	2	8.0	1	4.0	0	0.0
1145	34	0	23	1	0	0	0	0	0	0	0	0	0	0	32.7	39.8	3	15.0	1	5.0	0	0.0
1200	24	0	23	1	0	0	0	0	0	0	0	0	0	0	35.7	44.1	6	30.0	1	5.0	0	0.0
1215	15	0	15	0	0	0	0	0	0	0	0	0	0	0	34.7	41.4	1	13.3	1	6.7	0	0.0
1230	24	0	24	0	0	0	0	0	0	0	0	0	0	0	35.6	43.8	7	30.4	1	4.3	0	0.0
1245	25	0	24	1	0	0	0	0	0	0	0	0	0	0	33.2	44.2	4	22.2	0	0.0	0	0.0
1300	20	1	18	1	0	0	0	0	0	0	0	0	0	0	30.8	40.7	3	16.7	0	0.0	0	0.0
1315	20	0	16	4	0	0	0	0	0	0	0	0	0	0	31.4	42.2	3	18.8	1	6.3	1	6.3
1330	15	0	13	2	0	0	0	0	0	0	0	0	0	0	36.2	47.2	12	46.2	5	19.2	0	0.0
1345	23	0	22	1	0	0	0	0	0	0	0	0	0	0	32.2	41.8	3	16.7	1	5.6	0	0.0
1400	18	0	18	0	0	0	0	0	0	0	0	0	0	0	33.6	41.0	3	16.7	1	5.6	0	0.0
1415	18	1	15	1	0	0	0	0	0	0	0	0	0	0	33.1	40.4	2	11.8	0	0.0	0	0.0
1430	16	0	15	1	0	0	0	0	0	0	0	0	0	0	36.5	43.9	3	23.1	1	7.7	0	0.0
1445	26	0	24	1	0	0	0	0	0	0	0	0	0	0	38.4	50.5	6	35.3	1	17.7	0	0.0
1500	18	0	16	2	0	0	0	0	0	0	0	0	0	0	38.0	50.2	4	36.4	2	18.2	0	0.0
1515	18	1	15	2	0	0	0	0	0	0	0	0	0	0	33.9	41.9	3	20.0	1	6.7	0	0.0
1530	17	0	16	1	0	0	0	0	0	0	0	0	0	0	33.2	42.6	4	23.5	0	0.0	0	0.0
1545	13	0	13	0	0	0	0	0	0	0	0	0	0	0	34.5	42.1	3	15.8	1	5.3	0	0.0
1600	17	1	16	0	0	0	0	0	0	0	0	0	0	0	34.1	41.2	4	28.7	1	6.7	0	0.0
1615	11	0	11	0	0	0	0	0	0	0	0	0	0	0	34.6	44.8	5	25.0	2	10.0	1	5.0
1630	15	0	15	0	0	0	0	0	0	0	0	0	0	0	35.0	47.6	6	46.2	2	15.4	0	0.0
1645	17	1	15	1	0	0	0	0	0	0	0	0	0	0	38.1	49.1	7	41.2	5	29.4	0	0.0
1700	19	0	19	0	0	0	0	0	0	0	0	0	0	0	35.9 -		3	33.3	1	11.1	0	0.0
1715	15	0	14	1	0	0	0	0	0	0	0	0	0	0	34.9	52.3	4	28.6	3	21.4	0	0.0
1730	20	0	20	0	0	0	0	0	0	0	0	0	0	0	40.2	49.0	7	50.0	4	28.6	0	0.0
1745	13	0	13	0	0	0	0	0	0	0	0	0	0	0	37.2	46.0	4	30.8	2	15.4	1	6.7
1800	17	0	15	2	0	0	0	0	0	0	0	0	0	0	33.5	44.5	4	26.7	2	13.3	1	6.7
1815	9	0	8	1	0	0	0	0	0	0	0	0	0	0	34.3	42.4	1	26.7	1	6.7	1	6.7
1830	14	2	12	0	0	0	0	0	0	0	0	0	0	0	32.0 -		2	25.0	0	0.0	0	0.0
1845	13	0	13	0	0	0	0	0	0	0	0	0	0	0	43.1	56.7	4	36.4	2	18.2	0	0.0
1900	13	0	13	0	0	0	0	0	0	0	0	0	0	0	34.1	44.5	5	35.7	1	7.1	0	0.0
1915	15	2	12	1	0	0	0	0	0	0	0	0	0	0	34.0	47.0	4	33.3	3	25.0	0	0.0
1930	15	0	14	1	0	0	0	0	0	0	0	0	0	0	32.1 -		1	16.7	0	0.0	0	0.0
1945	8	1	5	2	0	0	0	0	0	0	0	0	0	0	36.9 -		2	20.0	2	20.0	1	10.0
2000	11	1	9	1	0	0	0	0	0	0	0	0	0	0	35.4 -		2	25.0	1	12.5	0	0.0
2015	14	2	12	0	0	0	0	0	0	0	0	0	0	0	36.3 -		1	16.7	0	0.0	0	0.0
2030	12	1	11	0	0	0	0	0	0	0	0	0	0	0	40.0 -		4	66.7	3	50.0	0	0.0
2045	6	0	5	1	0	0	0	0	0	0	0	0	0	0	38.1 -		1	20.0	1	20.0	0	0.0
2100	10	0	10	0	0	0	0	0	0	0	0	0	0	0	36.5 -		1	25.0	1	25.0	0	0.0
2115	8	0	7	1	0	0	0	0	0	0	0	0	0	0	34.9 -		3	37.5	2	25.0	0	0.0
2130	6	1	5	0	0	0	0	0	0	0	0	0	0	0	41.2 -		2	50.0	1	25.0	0	0.0
2145	6	0	3	3	0	0	0	0	0	0	0	0	0	0	38.6 -		1	25.0	0	0.0	0	0.0
2200	5	0	3	2	0	0	0	0	0	0	0	0	0	0	38.1 -		1	33.3	1	33.3	0	0.0
2215	4	0	4	0	0	0	0	0	0	0	0	0	0	0	36.5 -		0	0.0	0	0.0	0	0.0
2230	8	1	6	1	0	0	0	0	0	0	0	0	0	0	34.9 -		0	0.0	0	0.0	0	0.0
2245	4	0	3	1	0	0	0	0	0	0	0	0	0	0	41.2 -		1	25.0	1	25.0	0	0.0
2300	4	0	4	0	0	0	0	0	0	0	0	0	0	0	38.6 -		0	0.0	0	0.0	0	0.0
2315	3	0	3	0	0	0	0	0	0	0	0	0	0	0	38.1 -		1	33.3	1	33.3	0	0.0
2330	3	0	3	0	0	0	0	0	0	0	0	0	0	0	38.1 -		2	66.7	0	0.

DIR 2

PROJECT 35202 Ashford, Kent
SITE 35202-004
LOCATION CHART ROAD
DIRECTION **WESTBOUND ←**
PSL 40mph

Mon 08 May

DAY 7

Time	TOTAL ALL VEHICLES	CLASS 1 Mcycles	CLASS 2 Cars, taxis, 4WD	CLASS 3 LGV	CLASS 4 OGV1	CLASS 5 OGV2	CLASS 6 PSV	Fix1	TIME [--	0-10mph 0 - 10 mph	10-15mph 10 - 15 mph	15-20mph 15 - 20 mph	20-25mph 20 - 25 mph	25-30mph 25 - 30 mph	30-35mph 30 - 35 mph	35-40mph 35 - 40 mph	40-45mph 40 - 45 mph	45-50mph 45 - 50 mph	50-60mph 50 - 60 mph	60-70mph 60 - 70 mph	70-80mph 70 - 80 mph	80-90mph 80 - 90 mph	90mph+ 90 - 100 mph	AVG SPD AVG SPD	85%ile 85%ile	PSL SPEEDING > 40mph	PSL% SPEEDING % > 40mph	ACPO SPEEDING]SL1 46 ACPO	ACPO% SPEEDING]SL1% 46 ACPO	DfT SPEEDING]SL2 55 DFT	DfT% SPEEDING]SL2% 55 DFT
	Total	Cls 1	Cls 2	Cls 3	Cls 4	Cls 5	Cls 6		Time [--	Vbin 0 10	Vbin 10 15	Vbin 15 20	Vbin 20 25	Vbin 25 30	Vbin 30 35	Vbin 35 40	Vbin 40 45	Vbin 45 50	Vbin 50 60	Vbin 60 70	Vbin 70 80	Vbin 80 90	Vbin 90 100	Mean	Vpp 85	]PSL 40	]PSL% 40				
0000	1	0	1	0	0	0	0		0000	0	0	0	0	1	0	0	0	0	0	0	0	0	0	29.1	-	0	0.0	0	0.0	0	0.0
0015	1	0	1	0	0	0	0		0015	0	0	1	0	0	0	0	0	0	0	0	0	0	0	19.1	-	0	0.0	0	0.0	0	0.0
0030	2	0	2	0	0	0	0		0030	0	0	0	1	0	0	1	0	0	0	0	0	0	0	30.3	-	0	0.0	0	0.0	0	0.0
0045	1	0	0	1	0	0	0		0045	0	0	0	0	0	1	0	0	0	0	0	0	0	0	30.8	-	0	0.0	0	0.0	0	0.0
0100	4	1	3	0	0	0	0		0100	0	0	0	1	0	1	0	2	0	0	0	0	0	0	33.8	-	2	50.0	0	0.0	0	0.0
0115	0	0	0	0	0	0	0		0115	0	0	0	0	0	0	0	0	0	0	0	0	0	0	-	-	0	0.0	0	0.0	0	0.0
0130	0	0	0	0	0	0	0		0130	0	0	0	0	0	0	0	0	0	0	0	0	0	0	-	-	0	0.0	0	0.0	0	0.0
0145	1	0	1	0	0	0	0		0145	0	0	0	0	0	0	0	1	0	0	0	0	0	0	44.0	-	1	100.0	0	0.0	0	0.0
0200	0	0	0	0	0	0	0		0200	0	0	0	0	0	0	0	0	0	0	0	0	0	0	-	-	0	0.0	0	0.0	0	0.0
0215	0	0	0	0	0	0	0		0215	0	0	0	0	0	0	0	0	0	0	0	0	0	0	-	-	0	0.0	0	0.0	0	0.0
0230	0	0	0	0	0	0	0		0230	0	0	0	0	0	0	0	0	0	0	0	0	0	0	-	-	0	0.0	0	0.0	0	0.0
0245	0	0	0	0	0	0	0		0245	0	0	0	0	0	0	0	0	0	0	0	0	0	0	-	-	0	0.0	0	0.0	0	0.0
0300	0	0	0	0	0	0	0		0300	0	0	0	0	0	0	0	0	0	0	0	0	0	0	-	-	0	0.0	0	0.0	0	0.0
0315	1	0	1	0	0	0	0		0315	0	0	0	0	0	1	0	0	0	0	0	0	0	0	32.8	-	0	0.0	0	0.0	0	0.0
0330	1	0	0	1	0	0	0		0330	0	0	0	0	1	0	0	0	0	0	0	0	0	0	29.7	-	0	0.0	0	0.0	0	0.0
0345	0	0	0	0	0	0	0		0345	0	0	0	0	0	0	0	0	0	0	0	0	0	0	-	-	0	0.0	0	0.0	0	0.0
0400	0	0	0	0	0	0	0		0400	0	0	0	0	0	0	0	0	0	0	0	0	0	0	-	-	0	0.0	0	0.0	0	0.0
0415	0	0	0	0	0	0	0		0415	0	0	0	0	0	0	0	0	0	0	0	0	0	0	-	-	0	0.0	0	0.0	0	0.0
0430	0	0	0	0	0	0	0		0430	0	0	0	0	0	0	0	0	0	0	0	0	0	0	-	-	0	0.0	0	0.0	0	0.0
0445	0	0	0	0	0	0	0		0445	0	0	0	0	0	0	0	0	0	0	0	0	0	0	-	-	0	0.0	0	0.0	0	0.0
0500	0	0	0	0	0	0	0		0500	0	0	0	0	0	0	0	0	0	0	0	0	0	0	-	-	0	0.0	0	0.0	0	0.0
0515	0	0	0	0	0	0	0		0515	0	0	0	0	0	0	0	0	0	0	0	0	0	0	-	-	0	0.0	0	0.0	0	0.0
0530	0	0	0	0	0	0	0		0530	0	0	0	0	0	0	0	0	0	0	0	0	0	0	-	-	0	0.0	0	0.0	0	0.0
0545	2	0	2	0	0	0	0		0545	0	0	0	0	0	1	1	0	0	0	0	0	0	0	34.0	-	0	0.0	0	0.0	0	0.0
0600	0	0	0	0	0	0	0		0600	0	0	0	0	0	0	0	0	0	0	0	0	0	0	-	-	0	0.0	0	0.0	0	0.0
0615	0	0	0	0	0	0	0		0615	0	0	0	0	0	0	0	0	0	0	0	0	0	0	-	-	0	0.0	0	0.0	0	0.0
0630	5	1	3	0	1	0	0		0630	0	0	0	0	2	0	3	0	0	0	0	0	0	0	33.8	-	0	0.0	0	0.0	0	0.0
0645	3	0	3	0	0	0	0		0645	0	0	0	0	0	2	0	0	1	0	0	0	0	0	36.6	-	1	33.3	1	33.3	0	0.0
0700	4	1	3	0	0	0	0		0700	0	0	1	0	0	0	0	2	1	0	0	0	0	0	36.7	-	3	75.0	0	0.0	0	0.0
0715	4	0	2	1	1	0	0		0715	0	0	0	0	1	0	2	1	0	0	0	0	0	0	37.8	-	1	25.0	0	0.0	0	0.0
0730	0	0	0	0	0	0	0		0730	0	0	0	0	0	0	0	0	0	0	0	0	0	0	-	-	0	0.0	0	0.0	0	0.0
0745	4	0	3	1	0	0	0		0745	0	0	1	1	1	0	1	0	0	0	0	0	0	0	26.7	-	0	0.0	0	0.0	0	0.0
0800	7	0	6	1	0	0	0		0800	0	0	0	0	1	2	2	1	1	0	0	0	0	0	36.9	-	2	28.6	1	14.3	0	0.0
0815	7	0	7	0	0	0	0		0815	0	0	0	1	1	3	1	0	1	0	0	0	0	0	33.8	-	1	14.3	1	14.3	0	0.0
0830	4	0	4	0	0	0	0		0830	0	0	0	1	1	2	0	0	0	0	0	0	0	0	29.4	-	0	0.0	0	0.0	0	0.0
0845	10	1	7	2	0	0	0		0845	0	0	1	0	2	2	2	2	1	0	0	0	0	0	34.6	-	3	30.0	0	0.0	0	0.0
0900	10	1	8	1	0	0	0		0900	0	1	0	1	1	1	4	1	1	0	0	0	0	0	32.9	-	2	20.0	0	0.0	0	0.0
0915	13	3	10	0	0	0	0		0915	0	0	3	0	1	2	3	1	2	1	0	0	0	0	34.2	48.0	4	30.8	3	23.1	0	0.0
0930	10	1	9	0	0	0	0		0930	0	1	1	0	0	4	3	0	0	1	0	0	0	0	32.0	-	1	10.0	1	10.0	0	0.0
0945	3	0	3	0	0	0	0		0945	0	0	0	0	0	1	1	1	0	0	0	0	0	0	37.4	-	1	33.3	0	0.0	0	0.0
1000	9	1	8	0	0	0	0		1000	0	0	1	0	3	2	1	1	1	0	0	0	0	0	32.1	-	2	22.2	1	11.1	0	0.0
1015	9	0	8	1	0	0	0		1015	0	0	0	2	2	0	3	1	0	1	0	0	0	0	34.2	-	2	22.2	1	11.1	0	0.0
1030	15	3	12	0	0	0	0		1030	0	1	1	0	4	3	4	1	1	0	0	0	0	0	31.8	42.1	2	13.3	1	6.7	0	0.0
1045	23	1	20	0	1	1	0		1045	0	2	2	1	7	4	3	3	0	1	0	0	0	0	30.0	42.2	4	17.4	1	4.3	0	0.0
1100	15	2	10	3	0	0	0		1100	1	1	2	2	2	4	1	2	0	0	0	0	0	0	27.2	39.0	2	13.3	0	0.0	0	0.0
1115	12	0	11	1	0	0	0		1115	0	0	0	3	3	2	1	3	0	0	0	0	0	0	32.1	43.7	3	25.0	0	0.0	0	0.0
1130	15	0	13	2	0	0	0		1130	2	2	1	1	5	1	3	0	0	0	0	0	0	0	24.5	36.0	0	0.0	0	0.0	0	0.0
1145	11	1	10	0	0	0	0		1145	0	0	1	1	1	5	2	0	1	0	0	0	0	0	32.4	41.4	1	9.1	1	9.1	0	0.0
1200	21	0	19	2	0	0	0		1200	0	0	2	1	3	6	5	1	3	0	0	0	0	0	33.1	44.7	4	19.1	1	4.8	0	0.0
1215	15	0	15	0	0	0	0		1215	0	0	0	2	1	5	2	4	0	1	0	0	0	0	35.4	43.2	5	33.3	1	6.7	0	0.0
1230	22	0	22	0	0	0	0		1230	0	1	2	1	4	4	4	4	2	0	0	0	0	0	32.7	43.0	6	27.3	1	4.5	0	0.0
1245	32	0	29	2	1	0	0		1245	0	1	2	4	5	6	11	2	1	0	0	0	0	0	31.4	37.6	3	9.4	0	0.0	0	0.0
1300	24	1	23	0	0	0	0		1300	0	0	2	1	8	6	5	0	0	2	0	0	0	0	32.1	37.3	2	8.3	2	8.3	1	4.2
1315	16	0	11	3	0	2	0		1315	1	0	0	2	1	3	3	5	1	0	0	0	0	0	34.9	43.8	6	37.5	1	6.3	0	0.0
1330	15	0	14	1	0	0	0		1330	0	0	1	1	1	3	6	3	0	0	0	0	0	0	34.2	41.0	3	20.0	0	0.0	0	0.0
1345	10	0	9	1	0	0	0		1345	0	0	0	1	2	2	2	2	1	0	0	0	0	0	34.6	-	3	30.0	0	0.0	0	0.0
1400	18	1	14	3	0	0	0		1400	0	1	1	0	2	4	4	4	2	0	0	0	0	0	35.4	44.6	6	33.3	2	11.1	0	0.0
1415	18	1	15	2	0	0	0		1415	0	1	2	0	0	4	6	2	2	1	0	0	0	0	35.3	45.6	5	27.8	2	11.1	1	5.6
1430	18	1	16	1	0	0	0		1430	0	2	2	2	1	4	2	4	1	0	0	0	0	0	31.1	42.2	5	27.8	1	5.6	0	0.0
1445	11	1	10	0	0	0	0		1445	0	0	1	1	2	4	0	3	0	0	0	0	0	0	31.5	42.3	3	27.3	0	0.0	0	0.0
1500	18	0	16	2	0	0	0		1500	0	0	0	3	3	5	5	1	1	0	0	0	0	0	32.2	39.1	2	11.1	1	5.6	0	0.0
1515	17	0	17	0	0	0	0		1515	0	0	2	0	4	3	6	1	0	1	0	0	0	0	33.9	40.4	2	11.8	1	5.9	0	0.0
1530	19	1	16	2	0	0	0		1530	0	0	1	1	2	8	3	2	1	1	0	0	0	0	34.9	42.5	4	21.1	2	10.5	0	0.0
1545	23	1	17	5	0	0	0		1545	1	1	1	0	2	10	3	2	1	2	0	0	0	0	33.4	45.2	5	21.7	2	8.7	0	0.0
1600	12	0	12	0	0	0	0		1600	0	0	1	0	0	4	5	2	0	0	0	0	0	0	35.0	40.6	2	16.7	0	0.0	0	0.0
1615	20	0	17	3	0	0	0		1615	0	0	2	1	2	4	7	2	2	0	0	0	0	0	34.1	42.4	4	20.0	2	10.0	0	0.0
1630	16	1	14	1	0	0	0		1630	0	1	0	3	2	2	6	2	0	0	0	0	0	0	31.9	40.1	2	12.5	0	0.0	0	0.0
1645	15	0	15	0	0	0	0		1645	0	0	2	0	2	6	1	4	0	0	0	0	0	0	32.7	41.7	4	26.7	0	0.0	0	0.0
1700	16	0	14	2	0	0	0		1700	0	0	1	3	2	2	2	3	3	0	0	0	0	0	33.8	45.5	6	37.5	1	6.3	0	0.0
1715	16	0	15	1	0	0	0		1715	0	0	0	2	2	3	7	1	0	1	0	0	0	0	34.5	39.7	2	12.5	1	6.3	0	0.0
1730	16	1	14	1	0	0	0		1730	0	2	0	3	0	2	5	3	0	1	0	0	0	0	32.8	41.9	4	25.0	1	6.3	0	0.0
1745	11	0	10	1	0	0	0		1745	0	0	1	1	2	3	2	2	0	0	0	0	0	0	32.5	41.7	2	18.2	0	0.0	0	0.0
1800	8	0	8	0	0	0	0		1800	0	0	2	0	0	0	4	0	2	0	0	0	0	0	34.9	-	2	25.0	2	25.0	0	0.0
1815	16	0	14	2	0	0	0		1815	0	0	0	1	0	6	5	4	0	0	0	0	0	0	35.5	40.3	4	25.0	0	0.0	0	0.0
1830	10	0	9	1	0	0	0		1830	0	0	0	0	0	3	3	3	1	0	0	0	0	0	37.8	-	4	40.0	1	10.0	0	0.0
1845	7	0	6	1	0	0	0		1845	0	0	0	1	0	4	2	0	0	0	0	0	0	0	33.4	-	0	0.0	0	0.0	0	0.0
1900	10	0	10	0	0	0	0		1900	0	0	0	0	1	7	0	2	0	0	0	0	0	0	33.9	-	2	20.0	0	0.0	0	0.0
1915	15	1	14	0	0	0	0		1915	0	1	1	1	1	4	2	1	2	2	0	0	0	0	35.1	49.1	5	33.3	4	26.7	0	0.0
1930	11	0	9	1	1	0	0		1930	0	1	0	0	3	3	0	1	2	1	0	0	0	0	34.9	49.1	4	36.4	3	27.3	1	9.1
1945	7	0	7	0	0	0	0		1945	0	1	0	0	1	1	2	0	1	1	0	0	0	0	35.7	-	2	28.6	2	28.6	0	0.0
2000	5	1	4	0	0	0	0		2000	0	1	0	0	1	0	2	1	0	0	0	0	0	0	32.3	-	1	20.0	0	0.0	0	0.0
2015	5	0	4	1	0	0	0		2015	0	0	0	0	0	2	1	1	1	0	0	0	0	0	38.6	-	2	40.0	1	20.0	0	0.0
2030	6	0	6	0	0	0	0		2030	0	0	0	0	1	2	2	0	1	0	0	0	0	0	36.1	-	1	16.7	1	16.7	0	0.0
2045	3	0	3	0	0	0	0		2045	0	0	0	1	0	1	0	1	0	0	0	0	0	0	32.7	-	1	33.3	0	0.0	0	0.0
2100	4	0	4	0	0	0	0		2100	0	0	1	0	0	1	2	0	0	0	0	0	0	0	30.3	-	0	0.0	0	0.0	0	0.0
2115	3	0	2	1	0	0	0		2115	0	0	0	0	0	1	1	0	1	0	0	0	0	0	38.7	-	1	33.3	1	33.3	0	0.0
2130	5	0	4	1	0	0	0		2130	0	0	0	0	2	0	1	1	1	0	0	0	0	0	37.1	-	2	40.0	1	20.0	0	0.0
2145	4	0	4	0	0	0	0		2145	0	0	0	0	1	0	1	1	1	0	0	0	0	0	38.4	-	2	50.0	0	0.0	0	0.0
2200	4	0	4	0	0	0	0		2200	0	0	0	0	1	2	0	0	1	0	0	0	0	0	34.6	-	1	25.0	0	0.0	0	0.0
2215	8	0	6	2	0	0	0		2215	0	0	0	0	1	0	1	4	2	0	0	0	0	0	40.9	-	6	75.0	1	12.5	0	0.0
2230	2	0	2	0	0	0	0		2230	0	0	0	0	0	1	0	1	0	0	0	0	0	0	36.3	-	1	50.0	0	0.0	0	0.0
2245	2	0	1	1	0	0	0		2245	0	0	0	0	0	1	0	0	1	0	0	0	0	0	38.6	-	1	50.0	1	50.0	0	0.0
2300	3	0	2	1	0	0	0		2300	0	0	0	0	0	1	1	0	1	0	0	0	0	0	40.5	-	1	33.3	1	33.3	0	0.0
2315	1	0	1	0	0	0	0		2315	0	0	0	0	0	0	1	0	0	0	0	0	0	0	35.2	-	0	0.0	0	0.0	0	0.0
2330	0	0	0	0	0	0	0		2330	0	0	0	0	0	0	0	0	0	0	0	0	0	0	-	-	0	0.0	0	0.0	0	0.0
2345	1	0	0	1	0	0	0		2345	0	0	0	0	0	0	0	1	0	0	0	0	0	0	41.4	-	1	100.0	0	0.0	0	0.0
07-19	645	24	565	50	3	3	0		07-19	5	18	43	49	89	154	153	86	34	14	0	0	0	0	33.0	41.6	134	20.8	36	5.6	2	0.3
06-22	731	27	642	54	5	3	0		06-22	5	22	45	51	102	178	170	95	45	18	0	0	0	0	33.3	41.9	158	21.6	50	6.8	3	0.4
06-00	752	27	658	59	5	3	0		06-00	5	22	45	51	104	183	173	101	50	18	0	0	0	0	33.4	42.1	169	22.5	53	7.0	3	0.4
00-00	766	28	669	61	5	3	0		00-00	5	22	46	53	106	187	175	104	50	18	0	0	0	0	33.4	42.1	172	22.5	53	6.9	3	0.4

ATC SUMMARY REPORT

PROJECT	35202 Ashford, Kent
LOCATION	35202-006 - Highwood Drive
LOC. DESC.	Highwood Drive
START DATE	Tue 25 Apr, 2023
END DATE	Mon 01 May, 2023
SPEED LIMIT	30mph
SURVEY TYPE	7-day ATC, 15min periods, 6 veh. classes

OVERVIEW

A 7-day automatic traffic count on Highwood Drive, commencing Tue 25 Apr 2023, recorded a total of 2,170 vehicles. The posted speed limit of 30mph was exceeded by 0.0% of vehicles, and the seasonally adjusted, combined AADT value is 330 (see Equipment & Methodology below).

COMBINED

Total recorded volume	**2,170**
Avg daily volume (based on 7 days)	310.0
Average daily speed (7 days)	12.1mph
Average daily 85%ile (7 days)	14.4mph
AADT (annual average daily traffic)	330
Avg weekday volume (Mon-Fri, 24hrs)	322.6
Avg weekday speed (Mon-Fri, 24hrs)	12.1mph
Avg 12hr weekday volume (Mon-Fri, 0700-1900)	281.2
Avg 12hr weekday speed (Mon-Fri, 0700-1900)	12.1mph

The combined summary on the left shows the total volumes, average speeds, AADT and 85%iles recorded in both directions from all the recorded data. Speeding vehicles are defined as those travelling 31mph and above.

The summaries below provide directionalised details including speeding percentages and weekday daytime details.

EASTBOUND →

Total recorded volume	**1,084**
Avg daily volume (based on 7 days)	154.9
Average daily speed (7 days)	12.9mph
Average daily 85%ile (7 days)	15.4mph
% of vehicles exceeding 30mph	0.0%
Avg weekday volume (Mon-Fri, 24hrs)	160.4
Avg weekday speed (Mon-Fri, 24hrs)	13.0mph
Avg 12hr weekday volume (Mon-Fri, 0700-1900)	137.8
Avg 12hr weekday speed (Mon-Fri, 0700-1900)	13.0mph
Avg 12hr weekday 85%ile (Mon-Fri, 0700-1900)	15.4mph

WESTBOUND ←

Total recorded volume	**1,086**
Avg daily volume (based on 7 days)	155.1
Average daily speed (7 days)	11.2mph
Average daily 85%ile (7 days)	13.3mph
% of vehicles exceeding 30mph	0.0%
Avg weekday volume (Mon-Fri, 24hrs)	162.2
Avg weekday speed (Mon-Fri, 24hrs)	11.2mph
Avg 12hr weekday volume (Mon-Fri, 0700-1900)	143.4
Avg 12hr weekday speed (Mon-Fri, 0700-1900)	11.3mph
Avg 12hr weekday 85%ile (Mon-Fri, 0700-1900)	13.3mph

SITE LOCATION

Location	Highwood Drive
Lat, lng.	51° 8'7.81"N, 0°49'12.61"E
Project & site	35202-006
PSL	30mph
Bus route	No
Direction 1	Eastbound→
Direction 2	Westbound←

DAILY SPEEDS

EASTBOUND →

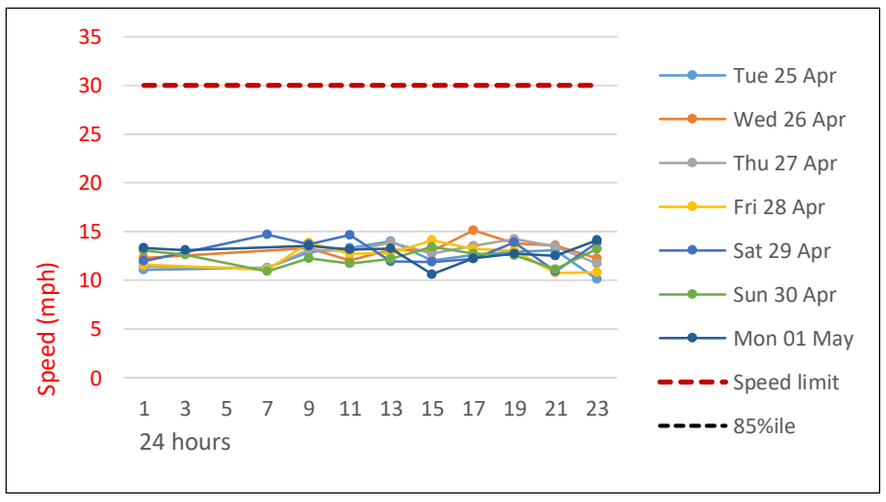

WESTBOUND ←

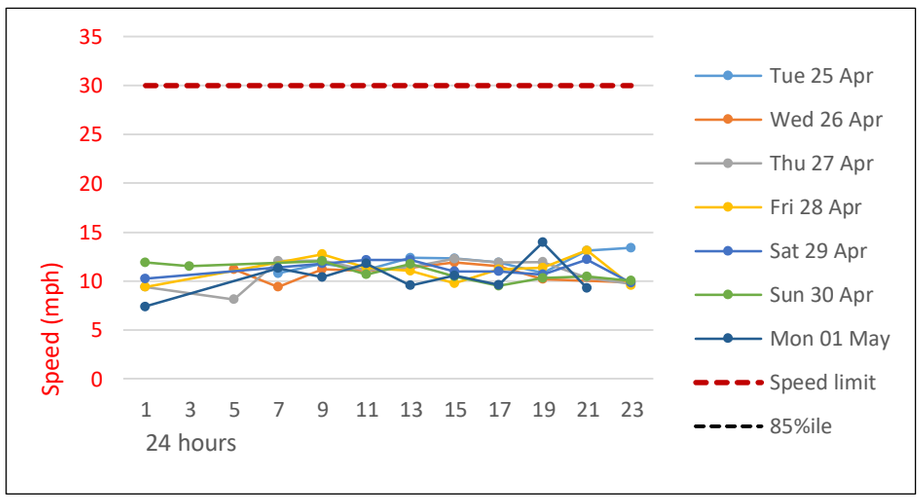

Average daily speeds (solid thin colours) and 85%ile (dashed black) compared against 30mph posted speed limit (dashed red). The 85%ile is the speed at which 85% of all vehicles are observed to travel under free flowing conditions. A minimum of ten vehicles per speed bin is required for this calculation, hence the overnight low-volume 85%ile values may be zero.

The peak average eastbound daytime speed was 18.9mph at 07:45 on Sat 29 Apr, whilst the peak average westbound speed was 15.6mph at 08:00 on Sat 29 Apr (based on 15min averages between 0700 & 1900).

HOURLY VOLUMES

EASTBOUND →

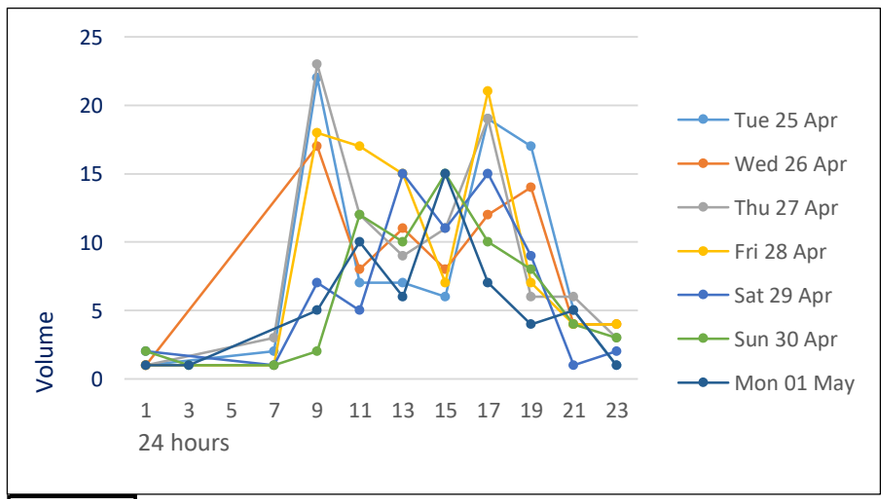

→ Hourly eastbound traffic volumes over each 24hr period for 7 days from all available data.

WESTBOUND ←

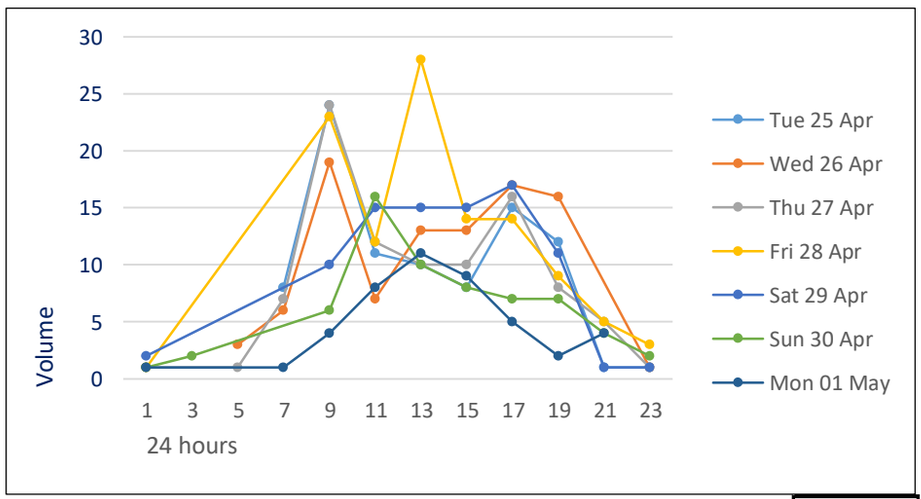

Hourly westbound traffic volumes over each 24hr period for 7 days from all available data. ←

15min VOL & SPEED

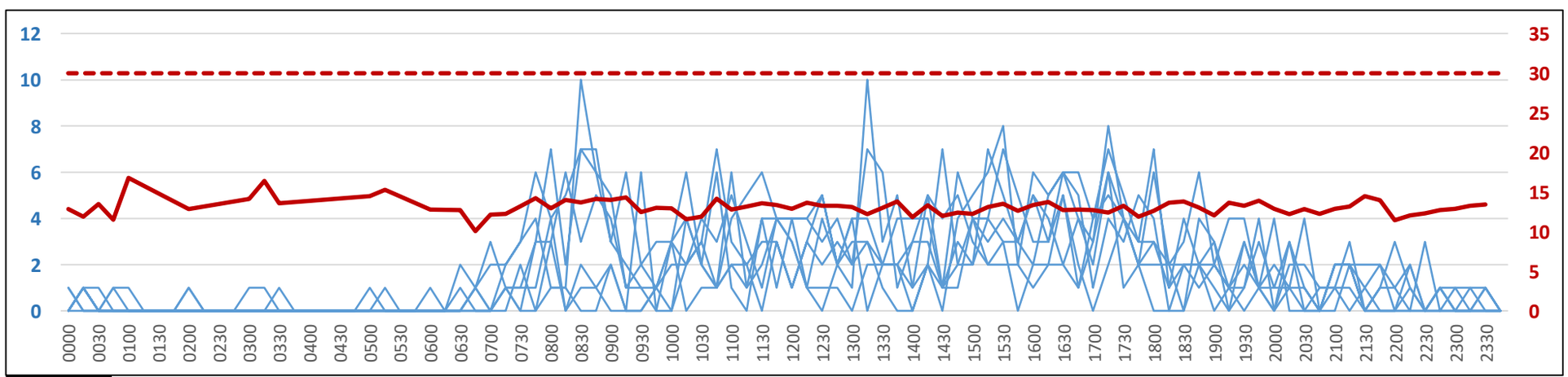

→ 15min daily eastbound flows (blue), against the average speed (red) and 85%ile (dotted black) for each 15min period over the 7-day period.

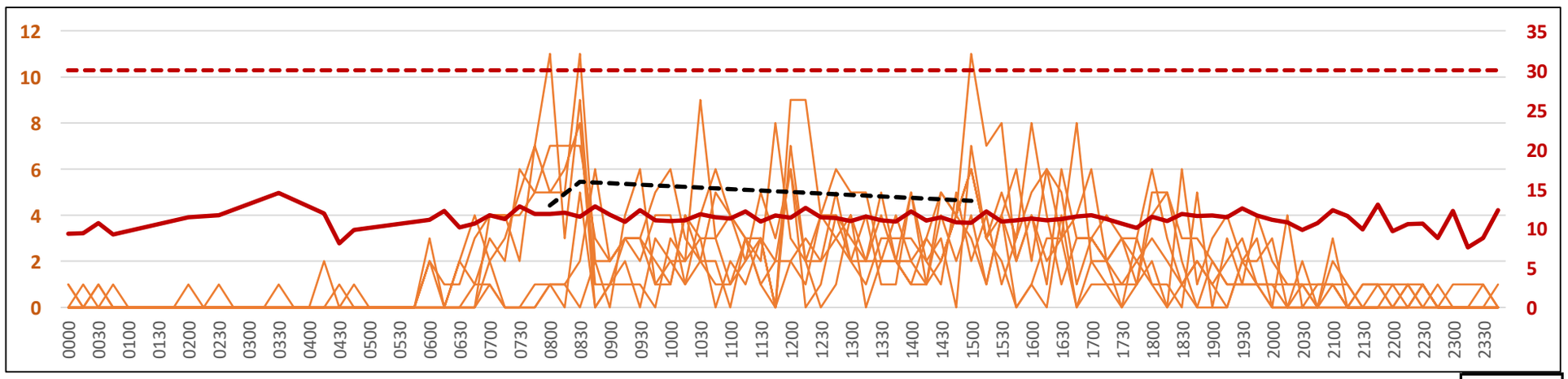

15min daily westbound flows (orange), against the average weekly speed (red) and 85%ile (dotted black) for each 15min period over the 7-day period. ←

DAILY VOLUMES

EAST & WESTBOUND

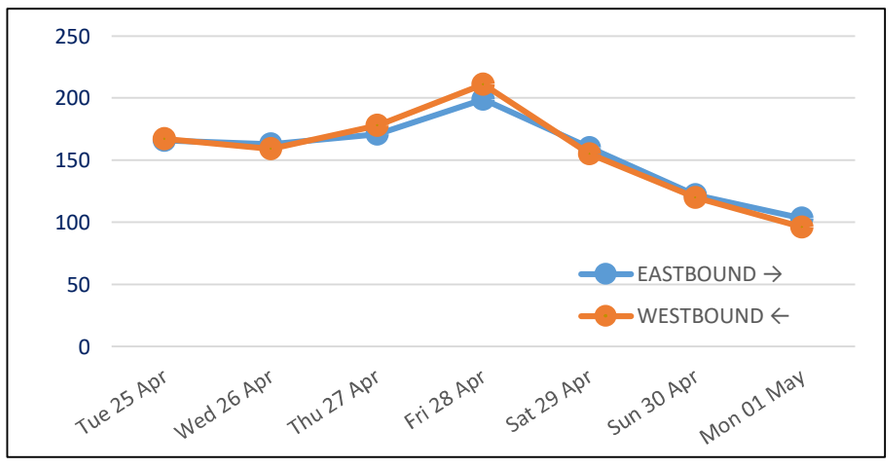

Total 24hr eastbound (blue) and westbound (orange) traffic volumes over 7 consecutive days from all available data.

Unusually, the lowest volumes were NOT recorded on a Sunday but on the Monday, whilst the highest was on the Friday.

7-DAY AVERAGE CLASSES

EASTBOUND 7-DAY AVG →

TIME	MOTOR CYCLES	CARS / LGV	OGV1	OGV2	PSV	TOTAL
0000	0.0	1.1	0.1	0.0	0.0	**1.3**
0100	0.0	0.1	0.0	0.0	0.0	**0.1**
0200	0.0	0.3	0.0	0.0	0.0	**0.3**
0300	0.0	0.4	0.0	0.0	0.0	**0.4**
0400	0.0	0.0	0.0	0.0	0.0	**0.0**
0500	0.0	0.3	0.0	0.0	0.0	**0.3**
0600	0.0	1.1	0.0	0.0	0.0	**1.1**
0700	0.0	5.6	0.0	0.1	0.0	**5.7**
0800	0.0	13.4	0.0	0.0	0.0	**13.4**
0900	0.0	6.6	0.1	0.1	0.0	**6.9**
1000	0.1	9.9	0.1	0.0	0.0	**10.1**
1100	0.0	11.1	0.1	0.1	0.0	**11.4**
1200	0.0	10.3	0.1	0.0	0.0	**10.4**
1300	0.0	11.1	0.0	0.1	0.0	**11.3**
1400	0.1	10.1	0.1	0.0	0.0	**10.4**
1500	0.3	13.9	0.3	0.1	0.0	**14.6**
1600	0.1	14.4	0.0	0.1	0.0	**14.7**
1700	0.0	14.1	0.0	0.0	0.0	**14.1**
1800	0.0	9.3	0.0	0.0	0.0	**9.3**
1900	0.6	6.0	0.1	0.0	0.0	**6.7**
2000	0.0	4.1	0.0	0.0	0.0	**4.1**
2100	0.1	4.3	0.0	0.0	0.0	**4.4**
2200	0.0	2.6	0.0	0.0	0.0	**2.6**
2300	0.1	0.9	0.0	0.0	0.0	**1.0**
12hr TTL	**0.7**	**129.9**	**1.0**	**0.9**	**0.0**	**132.4**
24hr TTL	**1.6**	**151.1**	**1.3**	**0.9**	**0.0**	**154.9**
	1%	98%	1%	1%	0%	

WESTBOUND 7-DAY AVG ←

TIME	MOTOR CYCLES	CARS / LGV	OGV1	OGV2	PSV	TOTAL
0000	0.0	0.7	0.1	0.0	0.0	**0.9**
0100	0.0	0.0	0.0	0.0	0.0	**0.0**
0200	0.0	0.3	0.0	0.0	0.0	**0.3**
0300	0.0	0.1	0.0	0.0	0.0	**0.1**
0400	0.0	0.6	0.0	0.0	0.0	**0.6**
0500	0.0	0.0	0.0	0.0	0.0	**0.0**
0600	0.0	3.1	0.0	0.0	0.0	**3.1**
0700	0.0	10.0	0.3	0.0	0.0	**10.3**
0800	0.0	15.7	0.0	0.0	0.0	**15.7**
0900	0.0	8.7	0.1	0.0	0.0	**8.9**
1000	0.0	11.6	0.0	0.0	0.0	**11.6**
1100	0.0	9.0	0.4	0.0	0.0	**9.4**
1200	0.1	13.1	0.6	0.0	0.0	**13.9**
1300	0.1	10.1	0.1	0.0	0.0	**10.4**
1400	0.1	10.6	0.3	0.0	0.0	**11.0**
1500	0.0	14.6	0.4	0.0	0.0	**15.0**
1600	0.0	12.6	0.4	0.0	0.0	**13.0**
1700	0.0	8.3	0.0	0.0	0.0	**8.3**
1800	0.0	9.1	0.1	0.0	0.0	**9.3**
1900	0.7	5.7	0.0	0.0	0.0	**6.4**
2000	0.0	2.9	0.0	0.0	0.0	**2.9**
2100	0.1	2.0	0.0	0.0	0.0	**2.1**
2200	0.0	1.3	0.0	0.0	0.0	**1.3**
2300	0.1	0.6	0.0	0.0	0.0	**0.7**
12hr TTL	**0.4**	**133.4**	**2.9**	**0.0**	**0.0**	**136.7**
24hr TTL	**1.4**	**150.7**	**3.0**	**0.0**	**0.0**	**155.1**
	1%	97%	2%	0%	0%	

Average daily eastbound and westbound volumes by class (condensed to the AQMA scheme), including 12hr totals for 0700-1900 and overall average percentages. Calculated from all available data over 7 days.

CYCLE PROVISION

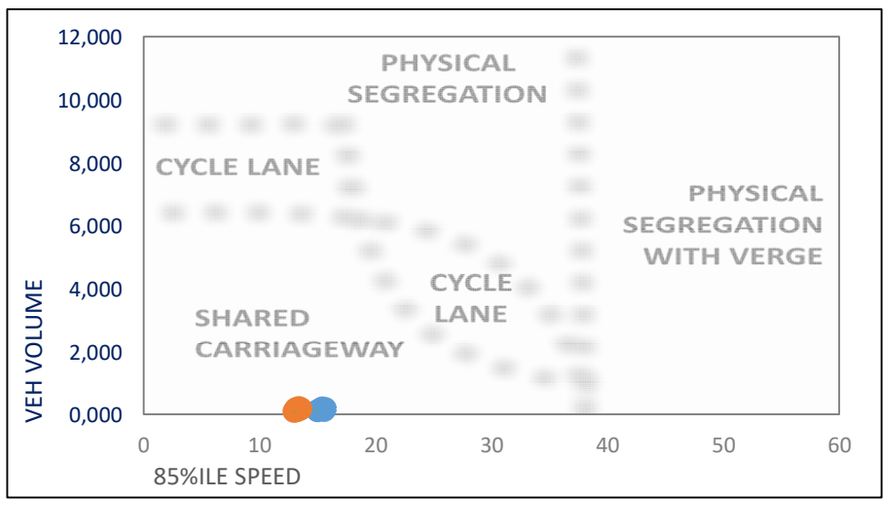

The diagram compares total daily traffic flow (vertical axis) against the average daily 85%ile speed (horizontal axis) to demonstrate cyclist and vulnerable user considerations.

The guidelines are based on the Sustrans Design Manual (Apr 2014); Understanding User Needs, part 2.

Valid 85%iles are required to plot the graph.

METHODOLOGY

Equipment & methodology

Automatic traffic counts are undertaken using a pair of pneumatic tubes installed securely across the carriageway, one metre apart, recording air pulses to determine vehicle speed, class and volume. The ATC equipment generally remains in place for a consecutive seven day period, and the data analysed post-survey.

In queuing conditions, the accuracy of ATC recording equipment will reduce as follows;

- 20 – 30mph: potential reduction of 9% accuracy in volume values
- 10 – 20mph: potential reduction of 26% accuracy in volume values
- 00 – 10mph: potential reduction of 39% accuracy in volume values

These figures are based on multiple ATC results compared against accepted reference values from resilient manual counts.

AADTs are calculated using the seasonal COBA methodology; DMRB Vol. 13, Pt 4:

Equipment damage & failure

Although checked intermittently the equipment remains unmanned for much of the duration of the survey, and can potentially be interfered with, vandalised, damaged or stolen and A-T-R cannot be held responsible for any periods where data has not been captured.

The equipment is located in accordance with the details provided by the client and A-T-R cannot be held responsible for the accuracy of the data or loss of equipment due to theft and vandalism.

Weather & environmental

Inclement conditions during winter months or outbreaks of unseasonable weather may affect survey data collection. This can result in distorted traffic flows or unusable data and should be considered prior to survey approval. Although forecast checks are made prior to the survey commencing, A-T-R cannot be held responsible for the forecast accuracy.

Roadworks & events

Where possible, roadworks checks are made 7 days before the survey commences. Additionally, influencing major local events are also monitored, covering the immediate vicinity of the surveys and any routes likely to affect the outcome of the survey.

CLASS	ABBREV.	DESCRIPTION	LENGTH	COBA
1	MC	Motorcycle	SHORT Up to 5.5m	N/A
2	SV	Cars, taxis, 4WD, vans		CAR & LGV
3	SVT	Class 2 plus trailer	MEDIUM 5.5m to 14.5m	
4	TB2	2 axle truck / bus		OGV1 & PSV
5	TB3	3 axle truck / bus		OGV1
6	T4	4 axle truck		OGV2
7	ART3	3 axle articulated	LONG 11.5m to 19.0m	
8	ART4	4 axle articulated		
9	ART5	5 axle articulated		
10	ART6	6+ axle articulated		

Vehicle classifications

Vehicles recorded by the ATC are placed into one of ten classes based on axle spacing and pattern. This scheme is based on the AustRoad 94 algorithm and modified for UK traffic, referred to as ARX. The table on the left aligns the ARX classifications with the COBA Chapter 8 (Vol 13, Sec 1) classifications.

Under adverse conditions the accuracy of ATC classifications will deteriorate and an appropriate link count should be used for validation.

Disclaimer

Although every attempt is made to achieve accuracy, A-T-R may not be held liable for errors of fact or interpretation.

PROJECT 35202 Ashford, Kent
SITE 35202-006
LOCATION HIGHWOOD DRIVE
DIRECTION **EASTBOUND →**
PSL 30mph

DIR 1

Tue 25 Apr

DAY 1	TOTAL	CLS 1	CLS 2	CLS 3	CLS 4	CLS 5	CLS 6	TIME	SPD1 0 10	SPD2 10 15	SPD3 15 20	SPD4 20 25	SPD5 25 30	SPD6 30 35	SPD7 35 40	SPD8 40 45	SPD9 45 50	SPD10 50 60	SPD11 60 70	SPD12 70 80	SPD13 80 90	SPD14 90 100	AVG	85%ile	PSL 30	PSL% 30	ACPO 35	ACPO% 35	DfT 45	DfT% 45
0000	0	0	0	0	0	0	0	0000	0	0	0	0	0	0	0	0	0	0	0	0	0	0	-	-	0	0.0	0	0.0	0	0.0
0015	1	1	0	0	0	0	0	0015	0	1	0	0	0	0	0	0	0	0	0	0	0	0	11.1	-	0	0.0	0	0.0	0	0.0
0030	0	0	0	0	0	0	0	0030	0	0	0	0	0	0	0	0	0	0	0	0	0	0	-	-	0	0.0	0	0.0	0	0.0
0045	0	0	0	0	0	0	0	0045	0	0	0	0	0	0	0	0	0	0	0	0	0	0	-	-	0	0.0	0	0.0	0	0.0
0100	0	0	0	0	0	0	0	0100	0	0	0	0	0	0	0	0	0	0	0	0	0	0	-	-	0	0.0	0	0.0	0	0.0
0115	0	0	0	0	0	0	0	0115	0	0	0	0	0	0	0	0	0	0	0	0	0	0	-	-	0	0.0	0	0.0	0	0.0
0130	0	0	0	0	0	0	0	0130	0	0	0	0	0	0	0	0	0	0	0	0	0	0	-	-	0	0.0	0	0.0	0	0.0
0145	0	0	0	0	0	0	0	0145	0	0	0	0	0	0	0	0	0	0	0	0	0	0	-	-	0	0.0	0	0.0	0	0.0
0200	0	0	0	0	0	0	0	0200	0	0	0	0	0	0	0	0	0	0	0	0	0	0	-	-	0	0.0	0	0.0	0	0.0
0215	0	0	0	0	0	0	0	0215	0	0	0	0	0	0	0	0	0	0	0	0	0	0	-	-	0	0.0	0	0.0	0	0.0
0230	0	0	0	0	0	0	0	0230	0	0	0	0	0	0	0	0	0	0	0	0	0	0	-	-	0	0.0	0	0.0	0	0.0
0245	0	0	0	0	0	0	0	0245	0	0	0	0	0	0	0	0	0	0	0	0	0	0	-	-	0	0.0	0	0.0	0	0.0
0300	0	0	0	0	0	0	0	0300	0	0	0	0	0	0	0	0	0	0	0	0	0	0	-	-	0	0.0	0	0.0	0	0.0
0315	0	0	0	0	0	0	0	0315	0	0	0	0	0	0	0	0	0	0	0	0	0	0	-	-	0	0.0	0	0.0	0	0.0
0330	0	0	0	0	0	0	0	0330	0	0	0	0	0	0	0	0	0	0	0	0	0	0	-	-	0	0.0	0	0.0	0	0.0
0345	0	0	0	0	0	0	0	0345	0	0	0	0	0	0	0	0	0	0	0	0	0	0	-	-	0	0.0	0	0.0	0	0.0
0400	0	0	0	0	0	0	0	0400	0	0	0	0	0	0	0	0	0	0	0	0	0	0	-	-	0	0.0	0	0.0	0	0.0
0415	0	0	0	0	0	0	0	0415	0	0	0	0	0	0	0	0	0	0	0	0	0	0	-	-	0	0.0	0	0.0	0	0.0
0430	0	0	0	0	0	0	0	0430	0	0	0	0	0	0	0	0	0	0	0	0	0	0	-	-	0	0.0	0	0.0	0	0.0
0445	0	0	0	0	0	0	0	0445	0	0	0	0	0	0	0	0	0	0	0	0	0	0	-	-	0	0.0	0	0.0	0	0.0
0500	0	0	0	0	0	0	0	0500	0	0	0	0	0	0	0	0	0	0	0	0	0	0	-	-	0	0.0	0	0.0	0	0.0
0515	0	0	0	0	0	0	0	0515	0	0	0	0	0	0	0	0	0	0	0	0	0	0	-	-	0	0.0	0	0.0	0	0.0
0530	0	0	0	0	0	0	0	0530	0	0	0	0	0	0	0	0	0	0	0	0	0	0	-	-	0	0.0	0	0.0	0	0.0
0545	0	0	0	0	0	0	0	0545	0	0	0	0	0	0	0	0	0	0	0	0	0	0	-	-	0	0.0	0	0.0	0	0.0
0600	1	1	0	0	0	0	0	0600	0	1	0	0	0	0	0	0	0	0	0	0	0	0	-	-	0	0.0	0	0.0	0	0.0
0615	0	0	0	0	0	0	0	0615	0	0	0	0	0	0	0	0	0	0	0	0	0	0	-	-	0	0.0	0	0.0	0	0.0
0630	0	0	0	0	0	0	0	0630	0	0	0	0	0	0	0	0	0	0	0	0	0	0	-	-	0	0.0	0	0.0	0	0.0
0645	1	1	0	0	0	0	0	0645	1	0	0	0	0	0	0	0	0	0	0	0	0	0	-	-	0	0.0	0	0.0	0	0.0
0700	3	3	0	0	0	0	0	0700	0	3	0	0	0	0	0	0	0	0	0	0	0	0	-	-	0	0.0	0	0.0	0	0.0
0715	1	1	0	0	0	1	0	0715	0	1	0	0	0	0	0	0	0	0	0	0	0	0	-	-	0	0.0	0	0.0	0	0.0
0730	1	1	0	0	0	0	0	0730	0	1	0	0	0	0	0	0	0	0	0	0	0	0	-	-	0	0.0	0	0.0	0	0.0
0745	3	3	0	0	0	0	0	0745	0	2	1	0	0	0	0	0	0	0	0	0	0	0	-	-	0	0.0	0	0.0	0	0.0
0800	7	5	2	0	0	0	0	0800	1	4	2	0	0	0	0	0	0	0	0	0	0	0	-	-	0	0.0	0	0.0	0	0.0
0815	2	2	0	0	0	0	0	0815	0	2	0	0	0	0	0	0	0	0	0	0	0	0	-	-	0	0.0	0	0.0	0	0.0
0830	7	6	1	0	0	0	0	0830	0	7	0	0	0	0	0	0	0	0	0	0	0	0	-	-	0	0.0	0	0.0	0	0.0
0845	6	6	0	0	0	0	0	0845	1	3	0	0	0	0	0	0	0	0	0	0	0	0	-	-	0	0.0	0	0.0	0	0.0
0900	5	4	1	0	0	0	0	0900	1	1	0	0	0	0	0	0	0	0	0	0	0	0	-	-	0	0.0	0	0.0	0	0.0
0915	1	1	0	0	0	0	0	0915	0	1	0	0	0	0	0	0	0	0	0	0	0	0	-	-	0	0.0	0	0.0	0	0.0
0930	1	1	0	0	0	0	0	0930	0	0	0	0	0	0	0	0	0	0	0	0	0	0	-	-	0	0.0	0	0.0	0	0.0
0945	0	0	0	0	0	0	0	0945	0	0	0	0	0	0	0	0	0	0	0	0	0	0	-	-	0	0.0	0	0.0	0	0.0
1000	0	0	0	0	0	0	0	1000	0	0	0	0	0	0	0	0	0	0	0	0	0	0	-	-	0	0.0	0	0.0	0	0.0
1015	4	2	1	0	0	0	0	1015	1	3	0	0	0	0	0	0	0	0	0	0	0	0	-	-	0	0.0	0	0.0	0	0.0
1030	2	2	0	0	0	0	0	1030	0	1	1	0	0	0	0	0	0	0	0	0	0	0	-	-	0	0.0	0	0.0	0	0.0
1045	1	1	0	0	0	0	0	1045	0	1	0	0	0	0	0	0	0	0	0	0	0	0	-	-	0	0.0	0	0.0	0	0.0
1100	6	4	1	0	0	0	0	1100	0	4	2	0	0	0	0	0	0	0	0	0	0	0	-	-	0	0.0	0	0.0	0	0.0
1115	1	1	0	0	0	1	0	1115	0	1	0	0	0	0	0	0	0	0	0	0	0	0	-	-	0	0.0	0	0.0	0	0.0
1130	4	3	1	0	0	0	0	1130	1	2	0	0	0	0	0	0	0	0	0	0	0	0	-	-	0	0.0	0	0.0	0	0.0
1145	1	1	0	0	0	0	0	1145	0	1	0	0	0	0	0	0	0	0	0	0	0	0	-	-	0	0.0	0	0.0	0	0.0
1200	4	4	0	0	0	0	0	1200	0	3	0	0	0	0	0	0	0	0	0	0	0	0	-	-	0	0.0	0	0.0	0	0.0
1215	1	1	0	0	0	0	0	1215	0	1	0	0	0	0	0	0	0	0	0	0	0	0	-	-	0	0.0	0	0.0	0	0.0
1230	0	0	0	0	0	0	0	1230	0	0	0	0	0	0	0	0	0	0	0	0	0	0	-	-	0	0.0	0	0.0	0	0.0
1245	2	2	0	0	0	0	0	1245	0	1	0	0	0	0	0	0	0	0	0	0	0	0	-	-	0	0.0	0	0.0	0	0.0
1300	3	2	1	0	0	0	0	1300	0	2	0	0	0	0	0	0	0	0	0	0	0	0	-	-	0	0.0	0	0.0	0	0.0
1315	3	1	2	0	0	0	0	1315	1	2	0	0	0	0	0	0	0	0	0	0	0	0	-	-	0	0.0	0	0.0	0	0.0
1330	1	1	0	0	0	0	0	1330	0	1	0	0	0	0	0	0	0	0	0	0	0	0	-	-	0	0.0	0	0.0	0	0.0
1345	0	0	0	0	0	0	0	1345	0	0	0	0	0	0	0	0	0	0	0	0	0	0	-	-	0	0.0	0	0.0	0	0.0
1400	2	1	1	0	0	0	0	1400	0	2	0	0	0	0	0	0	0	0	0	0	0	0	-	-	0	0.0	0	0.0	0	0.0
1415	1	1	0	0	0	0	0	1415	0	1	0	0	0	0	0	0	0	0	0	0	0	0	-	-	0	0.0	0	0.0	0	0.0
1430	3	3	0	0	0	0	0	1430	0	3	0	0	0	0	0	0	0	0	0	0	0	0	-	-	0	0.0	0	0.0	0	0.0
1445	2	1	1	0	0	0	0	1445	0	1	0	0	0	0	0	0	0	0	0	0	0	0	-	-	0	0.0	0	0.0	0	0.0
1500	6	6	0	0	0	0	0	1500	1	5	0	0	0	0	0	0	0	0	0	0	0	0	-	-	0	0.0	0	0.0	0	0.0
1515	7	5	2	0	0	0	0	1515	2	5	0	0	0	0	0	0	0	0	0	0	0	0	-	-	0	0.0	0	0.0	0	0.0
1530	5	5	0	0	0	0	0	1530	0	3	0	0	0	0	0	0	0	0	0	0	0	0	-	-	0	0.0	0	0.0	0	0.0
1545	3	2	1	0	0	0	0	1545	3	2	0	0	0	0	0	0	0	0	0	0	0	0	-	-	0	0.0	0	0.0	0	0.0
1600	5	5	0	0	0	0	0	1600	1	3	0	0	0	0	0	0	0	0	0	0	0	0	-	-	0	0.0	0	0.0	0	0.0
1615	6	5	1	0	0	0	0	1615	3	6	0	0	0	0	0	0	0	0	0	0	0	0	-	-	0	0.0	0	0.0	0	0.0
1630	6	6	0	0	0	0	0	1630	4	4	0	0	0	0	0	0	0	0	0	0	0	0	-	-	0	0.0	0	0.0	0	0.0
1645	4	4	0	0	0	0	0	1645	2	2	0	0	0	0	0	0	0	0	0	0	0	0	-	-	0	0.0	0	0.0	0	0.0
1700	5	5	0	0	0	0	0	1700	1	4	0	0	0	0	0	0	0	0	0	0	0	0	-	-	0	0.0	0	0.0	0	0.0
1715	4	4	0	0	0	0	0	1715	0	2	0	0	0	0	0	0	0	0	0	0	0	0	-	-	0	0.0	0	0.0	0	0.0
1730	2	2	0	0	0	0	0	1730	1	1	0	0	0	0	0	0	0	0	0	0	0	0	-	-	0	0.0	0	0.0	0	0.0
1745	6	6	0	0	0	0	0	1745	0	4	0	0	0	0	0	0	0	0	0	0	0	0	-	-	0	0.0	0	0.0	0	0.0
1800	2	2	0	0	0	0	0	1800	0	5	1	0	0	0	0	0	0	0	0	0	0	0	-	-	0	0.0	0	0.0	0	0.0
1815	6	6	0	0	0	0	0	1815	1	1	0	0	0	0	0	0	0	0	0	0	0	0	-	-	0	0.0	0	0.0	0	0.0
1830	3	3	0	0	0	0	0	1830	0	2	1	0	0	0	0	0	0	0	0	0	0	0	-	-	0	0.0	0	0.0	0	0.0
1845	6	4	2	0	0	0	0	1845	1	5	0	0	0	0	0	0	0	0	0	0	0	0	-	-	0	0.0	0	0.0	0	0.0
1900	2	2	0	0	0	0	0	1900	0	2	1	0	0	0	0	0	0	0	0	0	0	0	-	-	0	0.0	0	0.0	0	0.0
1915	4	4	0	0	0	0	0	1915	1	1	0	0	0	0	0	0	0	0	0	0	0	0	-	-	0	0.0	0	0.0	0	0.0
1930	4	4	0	0	0	0	0	1930	0	4	1	0	0	0	0	0	0	0	0	0	0	0	-	-	0	0.0	0	0.0	0	0.0
1945	1	1	0	0	0	0	0	1945	0	1	0	0	0	0	0	0	0	0	0	0	0	0	-	-	0	0.0	0	0.0	0	0.0
2000	1	1	0	0	0	0	0	2000	0	1	0	0	0	0	0	0	0	0	0	0	0	0	-	-	0	0.0	0	0.0	0	0.0
2015	3	3	0	0	0	0	0	2015	0	3	0	0	0	0	0	0	0	0	0	0	0	0	-	-	0	0.0	0	0.0	0	0.0
2030	1	1	0	0	0	0	0	2030	0	1	0	0	0	0	0	0	0	0	0	0	0	0	-	-	0	0.0	0	0.0	0	0.0
2045	0	0	0	0	0	0	0	2045	0	0	0	0	0	0	0	0	0	0	0	0	0	0	-	-	0	0.0	0	0.0	0	0.0
2100	1	1	0	0	0	0	0	2100	0	1	0	0	0	0	0	0	0	0	0	0	0	0	-	-	0	0.0	0	0.0	0	0.0
2115	0	0	0	0	0	0	0	2115	0	0	0	0	0	0	0	0	0	0	0	0	0	0	-	-	0	0.0	0	0.0	0	0.0
2130	1	1	0	0	0	0	0	2130	0	1	0	0	0	0	0	0	0	0	0	0	0	0	-	-	0	0.0	0	0.0	0	0.0
2145	0	0	0	0	0	0	0	2145	0	0	0	0	0	0	0	0	0	0	0	0	0	0	-	-	0	0.0	0	0.0	0	0.0
2200	0	0	0	0	0	0	0	2200	0	0	0	0	0	0	0	0	0	0	0	0	0	0	-	-	0	0.0	0	0.0	0	0.0
2215	0	0	0	0	0	0	0	2215	0	0	0	0	0	0	0	0	0	0	0	0	0	0	-	-	0	0.0	0	0.0	0	0.0
2230	1	1	0	0	0	0	0	2230	0	1	0	0	0	0	0	0	0	0	0	0	0	0	-	-	0	0.0	0	0.0	0	0.0
2245	0	0	0	0	0	0	0	2245	0	0	0	0	0	0	0	0	0	0	0	0	0	0	-	-	0	0.0	0	0.0	0	0.0
2300	0	0	0	0	0	0	0	2300	0	0	0	0	0	0	0	0	0	0	0	0	0	0	-	-	0	0.0	0	0.0	0	0.0
2315	0	0	0	0	0	0	0	2315	0	0	0	0	0	0	0	0	0	0	0	0	0	0	-	-	0	0.0	0	0.0	0	0.0
2330	0	0	0	0	0	0	0	2330	0	0	0	0	0	0	0	0	0	0	0	0	0	0	-	-	0	0.0	0	0.0	0	0.0
2345	0	0	0	0	0	0	0	2345	0	0	0	0	0	0	0	0	0	0	0	0	0	0	-	-	0	0.0	0	0.0	0	0.0
07-19	144	122	15	4	2	0	0	07-19	18	95	31	0	0	0	0	0	0	0	0	0	0	0	12.8	15.7	0	0.0	0	0.0	0	0.0
06-22	164	141	16	4	2	0	0	06-22	20	109	35	0	0	0	0	0	0	0	0	0	0	0	12.8	15.6	0	0.0	0	0.0	0	0.0
06-00	165	142	16	4	2	0	0	06-00	20	110	35	0	0	0	0	0	0	0	0	0	0	0	12.8	15.6	0	0.0	0	0.0	0	0.0
00-00	166	143	16	4	2	0	0	00-00	20	111	35	0	0	0	0	0	0	0	0	0	0	0	12.8	15.5	0	0.0	0	0.0	0	0.0

	DIR 1
ALL VEHICLES	TOTAL
Mcycles	CLASS 1
Cars, taxis, 4WD	CLASS 2
LGV	CLASS 3
OGV1	CLASS 4
OGV2	CLASS 5
PSV	CLASS 6
	TIME
0 - 10 mph	0-10mph
10 - 15 mph	10-15mph
15 - 20 mph	15-20mph
20 - 25 mph	20-25mph
25 - 30 mph	25-30mph
30 - 35 mph	30-35mph
35 - 40 mph	35-40mph
40 - 45 mph	40-45mph
45 - 50 mph	45-50mph
50 - 60 mph	50-60mph
60 - 70 mph	60-70mph
70 - 80 mph	70-80mph
80 - 90 mph	80-90mph
90 - 100 mph	90mph+
AVG SPD	AVG SPD
85%ile	85%ile
> 30mph	PSL SPEEDING
% > 30mph	PSL% SPEEDING
	ACPO SPEEDING
	ACPO% SPEEDING
	DfT SPEEDING
	DfT% SPEEDING

PROJECT 35202 Ashford, Kent
SITE 35202-006
LOCATION HIGHWOOD DRIVE
DIRECTION **EASTBOUND →**
PSL 30mph

DIR 1

Wed 26 Apr
DAY 2

Time	Total	Cls 1	Cls 2	Cls 3	Cls 4	Cls 5	Cls 6	Fix1	Time I–	Vbin 0 10	Vbin 10 15	Vbin 15 20	Vbin 20 25	Vbin 25 30	Vbin 30 35	Vbin 35 40	Vbin 40 45	Vbin 45 50	Vbin 50 60	Vbin 60 70	Vbin 70 80	Vbin 80 90	Vbin 90 100	Mean	V85	jPSL 30	jPSL% 30	ACPO 35	ACPO% 35	DfT 45	DfT% 45
0000	0	0	0	0	0	0	0		0000	0	0	0	0	0	0	0	0	0	0	0	0	0	0	-		0	0.0	0	0.0	0	0.0
0015	1	0	1	0	0	0	0		0015	1	0	0	0	0	0	0	0	0	0	0	0	0	0	12.3	-	0	0.0	0	0.0	0	0.0
0030	0	0	0	0	0	0	0		0030	0	0	0	0	0	0	0	0	0	0	0	0	0	0	-	-	0	0.0	0	0.0	0	0.0
0045	0	0	0	0	0	0	0		0045	0	0	0	0	0	0	0	0	0	0	0	0	0	0	-	-	0	0.0	0	0.0	0	0.0
0100	0	0	0	0	0	0	0		0100	0	0	0	0	0	0	0	0	0	0	0	0	0	0	-	-	0	0.0	0	0.0	0	0.0
0115	0	0	0	0	0	0	0		0115	0	0	0	0	0	0	0	0	0	0	0	0	0	0	-	-	0	0.0	0	0.0	0	0.0
0130	0	0	0	0	0	0	0		0130	0	0	0	0	0	0	0	0	0	0	0	0	0	0	-	-	0	0.0	0	0.0	0	0.0
0145	0	0	0	0	0	0	0		0145	0	0	0	0	0	0	0	0	0	0	0	0	0	0	-	-	0	0.0	0	0.0	0	0.0
0200	0	0	0	0	0	0	0		0200	0	0	0	0	0	0	0	0	0	0	0	0	0	0	-	-	0	0.0	0	0.0	0	0.0
0215	0	0	0	0	0	0	0		0215	0	0	0	0	0	0	0	0	0	0	0	0	0	0	-	-	0	0.0	0	0.0	0	0.0
0230	0	0	0	0	0	0	0		0230	0	0	0	0	0	0	0	0	0	0	0	0	0	0	-	-	0	0.0	0	0.0	0	0.0
0245	0	0	0	0	0	0	0		0245	0	0	0	0	0	0	0	0	0	0	0	0	0	0	-	-	0	0.0	0	0.0	0	0.0
0300	0	0	0	0	0	0	0		0300	0	0	0	0	0	0	0	0	0	0	0	0	0	0	-	-	0	0.0	0	0.0	0	0.0
0315	0	0	0	0	0	0	0		0315	0	0	0	0	0	0	0	0	0	0	0	0	0	0	-	-	0	0.0	0	0.0	0	0.0
0330	0	0	0	0	0	0	0		0330	0	0	0	0	0	0	0	0	0	0	0	0	0	0	-	-	0	0.0	0	0.0	0	0.0
0345	0	0	0	0	0	0	0		0345	0	0	0	0	0	0	0	0	0	0	0	0	0	0	-	-	0	0.0	0	0.0	0	0.0
0400	0	0	0	0	0	0	0		0400	0	0	0	0	0	0	0	0	0	0	0	0	0	0	-	-	0	0.0	0	0.0	0	0.0
0415	0	0	0	0	0	0	0		0415	0	0	0	0	0	0	0	0	0	0	0	0	0	0	-	-	0	0.0	0	0.0	0	0.0
0430	0	0	0	0	0	0	0		0430	0	0	0	0	0	0	0	0	0	0	0	0	0	0	-	-	0	0.0	0	0.0	0	0.0
0445	1	0	1	0	0	0	0		0445	0	0	0	0	0	0	0	0	0	0	0	0	0	0	-	-	0	0.0	0	0.0	0	0.0
0500	0	0	0	0	0	0	0		0500	0	0	0	0	0	0	0	0	0	0	0	0	0	0	-	-	0	0.0	0	0.0	0	0.0
0515	0	0	0	0	0	0	0		0515	0	0	0	0	0	0	0	0	0	0	0	0	0	0	-	-	0	0.0	0	0.0	0	0.0
0530	0	0	0	0	0	0	0		0530	0	0	0	0	0	0	0	0	0	0	0	0	0	0	-	-	0	0.0	0	0.0	0	0.0
0545	0	0	0	0	0	0	0		0545	0	0	0	0	0	0	0	0	0	0	0	0	0	0	-	-	0	0.0	0	0.0	0	0.0
0600	0	0	0	0	0	0	0		0600	0	0	0	0	0	0	0	0	0	0	0	0	0	0	-	-	0	0.0	0	0.0	0	0.0
0615	0	0	0	0	0	0	0		0615	0	0	0	0	0	0	0	0	0	0	0	0	0	0	-	-	0	0.0	0	0.0	0	0.0
0630	0	0	0	0	0	0	0		0630	0	0	0	0	0	0	0	0	0	0	0	0	0	0	-	-	0	0.0	0	0.0	0	0.0
0645	0	0	0	0	0	0	0		0645	0	0	0	0	0	0	0	0	0	0	0	0	0	0	-	-	0	0.0	0	0.0	0	0.0
0700	0	0	0	0	0	0	0		0700	0	0	0	0	0	0	0	0	0	0	0	0	0	0	-	-	0	0.0	0	0.0	0	0.0
0715	1	0	1	0	0	0	0		0715	1	0	0	0	0	0	0	0	0	0	0	0	0	0	-	-	0	0.0	0	0.0	0	0.0
0730	0	0	0	0	0	0	0		0730	0	0	0	0	0	0	0	0	0	0	0	0	0	0	-	-	0	0.0	0	0.0	0	0.0
0745	3	0	3	0	0	0	0		0745	3	0	0	0	0	0	0	0	0	0	0	0	0	0	-	-	0	0.0	0	0.0	0	0.0
0800	3	0	3	0	0	0	0		0800	2	0	0	0	0	0	0	0	0	0	0	0	0	0	-	-	0	0.0	0	0.0	0	0.0
0815	6	0	6	0	0	0	0		0815	6	0	0	0	0	0	0	0	0	0	0	0	0	0	-	-	0	0.0	0	0.0	0	0.0
0830	3	0	3	0	0	0	0		0830	3	0	0	0	0	0	0	0	0	0	0	0	0	0	-	-	0	0.0	0	0.0	0	0.0
0845	5	0	5	0	0	0	0		0845	2	0	0	0	0	0	0	0	0	0	0	0	0	0	-	-	0	0.0	0	0.0	0	0.0
0900	4	0	4	0	0	0	0		0900	4	0	0	0	0	0	0	0	0	0	0	0	0	0	-	-	0	0.0	0	0.0	0	0.0
0915	1	0	1	0	0	0	0		0915	1	0	0	0	0	0	0	0	0	0	0	0	0	0	-	14.5	-	0.0	0	0.0	0	0.0
0930	2	0	1	0	0	0	0		0930	2	0	0	0	0	0	0	0	0	0	0	0	0	0	-	-	0	0.0	0	0.0	0	0.0
0945	1	0	1	0	0	0	0		0945	1	0	0	0	0	0	0	0	0	0	0	0	0	0	-	-	0	0.0	0	0.0	0	0.0
1000	2	0	2	0	0	0	0		1000	2	0	0	0	0	0	0	0	0	0	0	0	0	0	-	-	0	0.0	0	0.0	0	0.0
1015	2	0	1	0	0	0	0		1015	2	0	0	0	0	0	0	0	0	0	0	0	0	0	12.1	-	0	0.0	0	0.0	0	0.0
1030	3	0	3	0	0	0	0		1030	2	0	0	0	0	0	0	0	0	0	0	0	0	0	10.9	-	0	0.0	0	0.0	0	0.0
1045	1	0	1	0	0	0	0		1045	1	0	0	0	0	0	0	0	0	0	0	0	0	0	13.1	-	0	0.0	0	0.0	0	0.0
1100	2	0	1	0	1	0	0		1100	2	0	0	0	0	0	0	0	0	0	0	0	0	0	9.6	-	0	0.0	0	0.0	0	0.0
1115	2	0	2	0	0	0	0		1115	2	0	0	0	0	0	0	0	0	0	0	0	0	0	13.4	-	0	0.0	0	0.0	0	0.0
1130	3	0	3	0	0	0	0		1130	1	0	0	0	0	0	0	0	0	0	0	0	0	0	12.3	-	0	0.0	0	0.0	0	0.0
1145	1	0	1	0	0	0	0		1145	1	0	0	0	0	0	0	0	0	0	0	0	0	0	12.5	-	0	0.0	0	0.0	0	0.0
1200	3	0	2	1	0	0	0		1200	2	0	0	0	0	0	0	0	0	0	0	0	0	0	13.4	-	0	0.0	0	0.0	0	0.0
1215	5	0	4	0	0	0	0		1215	1	0	0	0	0	0	0	0	0	0	0	0	0	0	16.1	-	0	0.0	0	0.0	0	0.0
1230	2	0	2	0	0	0	0		1230	4	0	0	0	0	0	0	0	0	0	0	0	0	0	11.5	-	0	0.0	0	0.0	0	0.0
1245	2	0	2	0	0	0	0		1245	2	0	0	0	0	0	0	0	0	0	0	0	0	0	12.9	-	0	0.0	0	0.0	0	0.0
1300	4	0	4	0	0	0	0		1300	3	0	0	0	0	0	0	0	0	0	0	0	0	0	13.6	-	0	0.0	0	0.0	0	0.0
1315	4	0	4	0	0	0	0		1315	3	0	0	0	0	0	0	0	0	0	0	0	0	0	9.2	-	0	0.0	0	0.0	0	0.0
1330	2	0	2	0	0	0	0		1330	1	0	0	0	0	0	0	0	0	0	0	0	0	0	13.8	-	0	0.0	0	0.0	0	0.0
1345	3	0	2	1	0	0	0		1345	1	0	0	0	0	0	0	0	0	0	0	0	0	0	14.8	-	0	0.0	0	0.0	0	0.0
1400	3	0	1	1	0	0	0		1400	3	0	0	0	0	0	0	0	0	0	0	0	0	0	12.5	-	0	0.0	0	0.0	0	0.0
1415	1	0	1	0	0	0	0		1415	2	0	0	0	0	0	0	0	0	0	0	0	0	0	13.3	-	0	0.0	0	0.0	0	0.0
1430	1	0	1	0	0	0	0		1430	1	0	0	0	0	0	0	0	0	0	0	0	0	0	13.1	-	0	0.0	0	0.0	0	0.0
1445	1	0	1	0	0	0	0		1445	1	0	0	0	0	0	0	0	0	0	0	0	0	0	13.3	-	0	0.0	0	0.0	0	0.0
1500	4	0	3	1	0	0	0		1500	4	0	0	0	0	0	0	0	0	0	0	0	0	0	11.3	-	0	0.0	0	0.0	0	0.0
1515	4	0	3	1	0	0	0		1515	3	0	0	0	0	0	0	0	0	0	0	0	0	0	12.1	-	0	0.0	0	0.0	0	0.0
1530	7	0	7	0	0	0	0		1530	4	0	0	0	0	0	0	0	0	0	0	0	0	0	14.9	-	0	0.0	0	0.0	0	0.0
1545	5	0	5	0	0	0	0		1545	2	0	0	0	0	0	0	0	0	0	0	0	0	0	16.4	-	0	0.0	0	0.0	0	0.0
1600	3	0	3	0	0	0	0		1600	3	0	0	0	0	0	0	0	0	0	0	0	0	0	13.6	-	0	0.0	0	0.0	0	0.0
1615	3	0	1	2	0	0	0		1615	1	0	0	0	0	0	0	0	0	0	0	0	0	0	16.2	-	0	0.0	0	0.0	0	0.0
1630	5	0	4	1	0	0	0		1630	2	0	0	0	0	0	0	0	0	0	0	0	0	0	15.8	-	0	0.0	0	0.0	0	0.0
1645	1	0	1	0	0	0	0		1645	1	0	0	0	0	0	0	0	0	0	0	0	0	0	13.3	-	0	0.0	0	0.0	0	0.0
1700	4	0	4	0	0	0	0		1700	3	0	0	0	0	0	0	0	0	0	0	0	0	0	13.6	-	0	0.0	0	0.0	0	0.0
1715	7	0	6	1	0	0	0		1715	5	0	0	0	0	0	0	0	0	0	0	0	0	0	14.4	-	0	0.0	0	0.0	0	0.0
1730	5	0	5	0	0	0	0		1730	3	0	0	0	0	0	0	0	0	0	0	0	0	0	11.6	-	0	0.0	0	0.0	0	0.0
1745	3	0	3	0	0	0	0		1745	2	0	0	0	0	0	0	0	0	0	0	0	0	0	14.0	-	0	0.0	0	0.0	0	0.0
1800	7	0	5	2	0	0	0		1800	6	0	0	0	0	0	0	0	0	0	0	0	0	0	8.4	-	0	0.0	0	0.0	0	0.0
1815	1	0	1	0	0	0	0		1815	1	0	0	0	0	0	0	0	0	0	0	0	0	0	14.4	-	0	0.0	0	0.0	0	0.0
1830	4	0	3	1	0	0	0		1830	2	0	0	0	0	0	0	0	0	0	0	0	0	0	14.7	-	0	0.0	0	0.0	0	0.0
1845	2	0	2	0	0	0	0		1845	2	0	0	0	0	0	0	0	0	0	0	0	0	0	8.4	-	0	0.0	0	0.0	0	0.0
1900	1	0	1	0	0	0	0		1900	0	0	0	0	0	0	0	0	0	0	0	0	0	0	16.5	-	0	0.0	0	0.0	0	0.0
1915	1	0	1	0	0	0	0		1915	0	0	0	0	0	0	0	0	0	0	0	0	0	0	-	-	0	0.0	0	0.0	0	0.0
1930	0	0	0	0	0	0	0		1930	0	0	0	0	0	0	0	0	0	0	0	0	0	0	-	-	0	0.0	0	0.0	0	0.0
1945	1	0	1	0	0	0	0		1945	1	0	0	0	0	0	0	0	0	0	0	0	0	0	13.4	-	0	0.0	0	0.0	0	0.0
2000	4	0	4	0	0	0	0		2000	2	0	0	0	0	0	0	0	0	0	0	0	0	0	13.6	-	0	0.0	0	0.0	0	0.0
2015	0	0	0	0	0	0	0		2015	0	0	0	0	0	0	0	0	0	0	0	0	0	0	-	-	0	0.0	0	0.0	0	0.0
2030	0	0	0	0	0	0	0		2030	0	0	0	0	0	0	0	0	0	0	0	0	0	0	-	-	0	0.0	0	0.0	0	0.0
2045	0	0	0	0	0	0	0		2045	0	0	0	0	0	0	0	0	0	0	0	0	0	0	-	-	0	0.0	0	0.0	0	0.0
2100	0	0	0	0	0	0	0		2100	0	0	0	0	0	0	0	0	0	0	0	0	0	0	-	-	0	0.0	0	0.0	0	0.0
2115	2	0	2	0	0	0	0		2115	2	0	0	0	0	0	0	0	0	0	0	0	0	0	12.2	-	0	0.0	0	0.0	0	0.0
2130	2	0	2	0	0	0	0		2130	1	0	0	0	0	0	0	0	0	0	0	0	0	0	15.7	-	0	0.0	0	0.0	0	0.0
2145	2	0	2	0	0	0	0		2145	1	0	0	0	0	0	0	0	0	0	0	0	0	0	14.2	-	0	0.0	0	0.0	0	0.0
2200	1	0	1	0	0	0	0		2200	1	0	0	0	0	0	0	0	0	0	0	0	0	0	12.0	-	0	0.0	0	0.0	0	0.0
2215	0	0	0	0	0	0	0		2215	0	0	0	0	0	0	0	0	0	0	0	0	0	0	-	-	0	0.0	0	0.0	0	0.0
2230	3	0	3	0	0	0	0		2230	3	0	0	0	0	0	0	0	0	0	0	0	0	0	12.3	-	0	0.0	0	0.0	0	0.0
2245	0	0	0	0	0	0	0		2245	0	0	0	0	0	0	0	0	0	0	0	0	0	0	-	-	0	0.0	0	0.0	0	0.0
2300	0	0	0	0	0	0	0		2300	0	0	0	0	0	0	0	0	0	0	0	0	0	0	-	-	0	0.0	0	0.0	0	0.0
2315	0	0	0	0	0	0	0		2315	0	0	0	0	0	0	0	0	0	0	0	0	0	0	-	-	0	0.0	0	0.0	0	0.0
2330	0	0	0	0	0	0	0		2330	0	0	0	0	0	0	0	0	0	0	0	0	0	0	-	-	0	0.0	0	0.0	0	0.0
2345	0	0	0	0	0	0	0		2345	0	0	0	0	0	0	0	0	0	0	0	0	0	0	-	-	0	0.0	0	0.0	0	0.0
07-19	143	1	126	15	1	0	0		07-19	13	101	28	1	0	0	0	0	0	0	0	0	0	0	13.3	15.3	0	0.0	0	0.0	0	0.0
06-22	157	2	139	15	1	0	0		06-22	15	108	33	1	0	0	0	0	0	0	0	0	0	0	13.3	15.4	0	0.0	0	0.0	0	0.0
06-00	161	2	143	15	1	0	0		06-00	15	112	33	1	0	0	0	0	0	0	0	0	0	0	13.3	15.3	0	0.0	0	0.0	0	0.0
00-00	163	2	145	15	1	0	0		00-00	15	114	33	1	0	0	0	0	0	0	0	0	0	0	13.3	15.3	0	0.0	0	0.0	0	0.0

	DIR 1
ALL VEHICLES	TOTAL
Mcycles	CLASS 1
Cars, taxis, 4WD	CLASS 2
LGV	CLASS 3
OGV1	CLASS 4
OGV2	CLASS 5
PSV	CLASS 6
	TIME
0 - 10 mph	0-10mph
10 - 15 mph	10-15mph
15 - 20 mph	15-20mph
20 - 25 mph	20-25mph
25 - 30 mph	25-30mph
30 - 35 mph	30-35mph
35 - 40 mph	35-40mph
40 - 45 mph	40-45mph
45 - 50 mph	45-50mph
50 - 60 mph	50-60mph
60 - 70 mph	60-70mph
70 - 80 mph	70-80mph
80 - 90 mph	80-90mph
90 - 100 mph	90mph+
AVG SPD	AVG SPD
85%ile	85%ile
> 30mph	PSL SPEEDING
% > 30mph	PSL% SPEEDING
	ACPO SPEEDING
	ACPO% SPEEDING
	DfT SPEEDING
	DfT% SPEEDING

PROJECT 35202 Ashford, Kent
SITE 35202-006
LOCATION HIGHWOOD DRIVE
DIRECTION **EASTBOUND →**
PSL 30mph

DIR 1

Thu 27 Apr
DAY 3

Time	Total	Cls 1	Cls 2	Cls 3	Cls 4	Cls 5	Cls 6	Fxt	Time
0000	0	0	0	0	0	0	0	0	0000
0015	0	0	0	0	0	0	0	0	0015
0030	1	0	1	0	0	0	0	0	0030
0045	0	0	0	0	0	0	0	0	0045
0100	0	0	0	0	0	0	0	0	0100
0115	0	0	0	0	0	0	0	0	0115
0130	0	0	0	0	0	0	0	0	0130
0145	0	0	0	0	0	0	0	0	0145
0200	0	0	0	0	0	0	0	0	0200
0215	0	0	0	0	0	0	0	0	0215
0230	0	0	0	0	0	0	0	0	0230
0245	0	0	0	0	0	0	0	0	0245
0300	0	0	0	0	0	0	0	0	0300
0315	0	0	0	0	0	0	0	0	0315
0330	0	0	0	0	0	0	0	0	0330
0345	0	0	0	0	0	0	0	0	0345
0400	0	0	0	0	0	0	0	0	0400
0415	0	0	0	0	0	0	0	0	0415
0430	0	0	0	0	0	0	0	0	0430
0445	0	0	0	0	0	0	0	0	0445
0500	1	0	1	0	0	0	0	0	0500
0515	0	0	0	0	0	0	0	0	0515
0530	0	0	0	0	0	0	0	0	0530
0545	0	0	0	0	0	0	0	0	0545
0600	0	0	0	0	0	0	0	0	0600
0615	0	0	0	0	0	0	0	0	0615
0630	2	0	2	0	0	0	0	0	0630
0645	1	0	1	0	0	0	0	0	0645
0700	2	0	2	0	0	0	0	0	0700
0715	2	0	2	0	0	0	0	0	0715
0730	3	0	3	0	0	0	0	0	0730
0745	6	0	3	3	0	0	0	0	0745
0800	4	0	3	1	0	0	0	0	0800
0815	5	0	5	0	0	0	0	0	0815
0830	7	0	5	2	0	0	0	0	0830
0845	7	0	6	1	0	0	0	0	0845
0900	3	0	3	0	0	0	0	0	0900
0915	2	0	2	0	0	0	0	0	0915
0930	1	0	1	0	0	0	0	0	0930
0945	1	0	1	0	0	0	0	0	0945
1000	0	0	0	0	0	0	0	0	1000
1015	2	0	1	1	0	0	0	0	1015
1030	3	0	1	2	0	0	0	0	1030
1045	7	0	5	2	0	0	0	0	1045
1100	3	0	3	0	0	0	0	0	1100
1115	2	0	2	0	0	0	0	0	1115
1130	0	0	0	0	0	0	0	0	1130
1145	3	0	3	0	0	0	0	0	1145
1200	1	0	1	0	0	0	0	0	1200
1215	3	0	2	1	0	0	0	0	1215
1230	2	0	2	0	0	0	0	0	1230
1245	3	0	2	1	0	0	0	0	1245
1300	2	0	2	0	0	0	0	0	1300
1315	3	0	3	0	0	0	0	0	1315
1330	2	0	2	0	0	0	0	0	1330
1345	2	0	1	1	0	0	0	0	1345
1400	0	0	0	0	0	0	0	0	1400
1415	2	0	1	1	0	0	0	0	1415
1430	7	0	6	1	0	0	0	0	1430
1445	2	0	2	0	0	0	0	0	1445
1500	2	0	2	0	0	0	0	0	1500
1515	4	0	2	2	0	0	0	0	1515
1530	3	0	3	0	0	0	0	0	1530
1545	5	0	4	1	0	0	0	0	1545
1600	3	0	3	0	0	0	0	0	1600
1615	6	0	6	0	0	0	0	0	1615
1630	5	0	5	0	0	0	0	0	1630
1645	1	0	1	0	0	0	0	0	1645
1700	4	0	4	0	0	0	0	0	1700
1715	3	0	3	0	0	0	0	0	1715
1730	5	0	5	0	0	0	0	0	1730
1745	4	0	4	0	0	0	0	0	1745
1800	0	0	0	0	0	0	0	0	1800
1815	0	0	0	0	0	0	0	0	1815
1830	0	0	0	0	0	0	0	0	1830
1845	2	0	2	0	0	0	0	0	1845
1900	0	0	0	0	0	0	0	0	1900
1915	1	0	1	0	0	0	0	0	1915
1930	1	0	1	0	0	0	0	0	1930
1945	3	0	2	1	0	0	0	0	1945
2000	0	0	0	0	0	0	0	0	2000
2015	1	0	1	0	0	0	0	0	2015
2030	4	0	4	0	0	0	0	0	2030
2045	0	0	0	0	0	0	0	0	2045
2100	2	0	2	0	0	0	0	0	2100
2115	2	0	2	0	0	0	0	0	2115
2130	0	0	0	0	0	0	0	0	2130
2145	1	0	1	0	0	0	0	0	2145
2200	1	0	1	0	0	0	0	0	2200
2215	2	0	2	0	0	0	0	0	2215
2230	0	0	0	0	0	0	0	0	2230
2245	0	0	0	0	0	0	0	0	2245
2300	0	0	0	0	0	0	0	0	2300
2315	1	0	1	0	0	0	0	0	2315
2330	1	0	1	0	0	0	0	0	2330
2345	0	0	0	0	0	0	0	0	2345
07-19	142	0	119	23	0	0	0	0	07-19
06-22	164	0	139	24	1	0	0	0	06-22
06-00	169	0	144	24	1	0	0	0	06-00
00-00	171	0	146	24	1	0	0	0	00-00

Time	Vbin 0 10	Vbin 10 15	Vbin 15 20	Vbin 20 25	Vbin 25 30	Vbin 30 35	Vbin 35 40	Vbin 40 45	Vbin 45 50	Vbin 50 60	Vbin 60 70	Vbin 70 80	Vbin 80 90	Vbin 90 100	Mean	V85	jPSL 30	jPSL% 30	PSL 35	PSL% 35	PSL 45	PSL% 45
0000	0	0	0	0	0	0	0	0	0	0	0	0	0	0	-	-	0	0.0	0	0.0	0	0.0
0015	0	0	0	0	0	0	0	0	0	0	0	0	0	0	-	-	0	0.0	0	0.0	0	0.0
0030	0	0	0	0	0	0	0	0	0	0	0	0	0	0	-	-	0	0.0	0	0.0	0	0.0
0045	0	0	0	0	0	0	0	0	0	0	0	0	0	0	-	11.4	0	0.0	0	0.0	0	0.0
0100	0	0	0	0	0	0	0	0	0	0	0	0	0	0	-	-	0	0.0	0	0.0	0	0.0
0115	0	0	0	0	0	0	0	0	0	0	0	0	0	0	-	-	0	0.0	0	0.0	0	0.0
0130	0	0	0	0	0	0	0	0	0	0	0	0	0	0	-	-	0	0.0	0	0.0	0	0.0
0145	0	0	0	0	0	0	0	0	0	0	0	0	0	0	-	-	0	0.0	0	0.0	0	0.0
0200	0	0	0	0	0	0	0	0	0	0	0	0	0	0	-	-	0	0.0	0	0.0	0	0.0
0215	0	0	0	0	0	0	0	0	0	0	0	0	0	0	-	-	0	0.0	0	0.0	0	0.0
0230	0	0	0	0	0	0	0	0	0	0	0	0	0	0	-	-	0	0.0	0	0.0	0	0.0
0245	0	0	0	0	0	0	0	0	0	0	0	0	0	0	-	-	0	0.0	0	0.0	0	0.0
0300	0	0	0	0	0	0	0	0	0	0	0	0	0	0	-	-	0	0.0	0	0.0	0	0.0
0315	0	0	0	0	0	0	0	0	0	0	0	0	0	0	-	-	0	0.0	0	0.0	0	0.0
0330	0	0	0	0	0	0	0	0	0	0	0	0	0	0	-	-	0	0.0	0	0.0	0	0.0
0345	0	0	0	0	0	0	0	0	0	0	0	0	0	0	-	-	0	0.0	0	0.0	0	0.0
0400	0	0	0	0	0	0	0	0	0	0	0	0	0	0	-	-	0	0.0	0	0.0	0	0.0
0415	0	0	0	0	0	0	0	0	0	0	0	0	0	0	-	-	0	0.0	0	0.0	0	0.0
0430	0	0	0	0	0	0	0	0	0	0	0	0	0	0	-	-	0	0.0	0	0.0	0	0.0
0445	0	0	0	0	0	0	0	0	0	0	0	0	0	0	-	-	0	0.0	0	0.0	0	0.0
0500	0	0	0	0	0	0	0	0	0	0	0	0	0	0	-	-	0	0.0	0	0.0	0	0.0
0515	0	0	0	0	0	0	0	0	0	0	0	0	0	0	-	-	0	0.0	0	0.0	0	0.0
0530	0	0	0	0	0	0	0	0	0	0	0	0	0	0	-	15.3	0	0.0	0	0.0	0	0.0
0545	0	0	0	0	0	0	0	0	0	0	0	0	0	0	-	-	0	0.0	0	0.0	0	0.0
0600	0	0	0	0	0	0	0	0	0	0	0	0	0	0	-	-	0	0.0	0	0.0	0	0.0
0615	0	0	0	0	0	0	0	0	0	0	0	0	0	0	-	-	0	0.0	0	0.0	0	0.0
0630	0	0	0	0	0	0	0	0	0	0	0	0	0	0	-	14.4	0	0.0	0	0.0	0	0.0
0645	1	0	1	0	0	0	0	0	0	0	0	0	0	0	-	-	0	0.0	0	0.0	0	0.0
0700	0	0	0	0	0	0	0	0	0	0	0	0	0	0	-	4.9	0	0.0	0	0.0	0	0.0
0715	0	0	0	2	0	0	0	0	0	0	0	0	0	0	-	12.9	0	0.0	0	0.0	0	0.0
0730	0	0	0	0	0	0	0	0	0	0	0	0	0	0	-	12.3	0	0.0	0	0.0	0	0.0
0745	2	0	3	3	0	0	0	0	0	0	0	0	0	0	-	12.6	0	0.0	0	0.0	0	0.0
0800	1	0	2	1	0	0	0	0	0	0	0	0	0	0	-	12.1	0	0.0	0	0.0	0	0.0
0815	5	0	5	0	0	0	0	0	0	0	0	0	0	0	-	13.1	0	0.0	0	0.0	0	0.0
0830	1	0	4	2	0	0	0	0	0	0	0	0	0	0	-	12.8	0	0.0	0	0.0	0	0.0
0845	6	0	4	2	0	0	0	0	0	0	0	0	0	0	-	13.6	0	0.0	0	0.0	0	0.0
0900	1	0	2	1	0	0	0	0	0	0	0	0	0	0	-	13.0	0	0.0	0	0.0	0	0.0
0915	0	0	2	0	0	0	0	0	0	0	0	0	0	0	-	13.3	0	0.0	0	0.0	0	0.0
0930	0	0	1	1	0	0	0	0	0	0	0	0	0	0	-	13.5	0	0.0	0	0.0	0	0.0
0945	0	0	1	0	0	0	0	0	0	0	0	0	0	0	-	13.1	0	0.0	0	0.0	0	0.0
1000	0	0	0	0	0	0	0	0	0	0	0	0	0	0	-	13.3	0	0.0	0	0.0	0	0.0
1015	1	0	1	0	0	0	0	0	0	0	0	0	0	0	-	-	0	0.0	0	0.0	0	0.0
1030	2	0	2	0	0	0	0	0	0	0	0	0	0	0	-	10.4	0	0.0	0	0.0	0	0.0
1045	0	0	0	0	0	0	0	0	0	0	0	0	0	0	-	12.0	0	0.0	0	0.0	0	0.0
1100	0	0	0	0	0	0	0	0	0	0	0	0	0	0	-	14.2	0	0.0	0	0.0	0	0.0
1115	0	0	0	0	0	0	0	0	0	0	0	0	0	0	-	13.2	0	0.0	0	0.0	0	0.0
1130	0	0	0	0	0	0	0	0	0	0	0	0	0	0	-	12.9	0	0.0	0	0.0	0	0.0
1145	0	0	0	0	0	0	0	0	0	0	0	0	0	0	-	-	0	0.0	0	0.0	0	0.0
1200	0	0	0	0	0	0	0	0	0	0	0	0	0	0	-	16.3	0	0.0	0	0.0	0	0.0
1215	1	0	1	1	0	0	0	0	0	0	0	0	0	0	-	12.9	0	0.0	0	0.0	0	0.0
1230	0	0	0	0	0	0	0	0	0	0	0	0	0	0	-	14.5	0	0.0	0	0.0	0	0.0
1245	0	0	0	0	0	0	0	0	0	0	0	0	0	0	-	13.7	0	0.0	0	0.0	0	0.0
1300	1	0	1	0	0	0	0	0	0	0	0	0	0	0	-	15.1	0	0.0	0	0.0	0	0.0
1315	0	0	0	0	0	0	0	0	0	0	0	0	0	0	-	13.0	0	0.0	0	0.0	0	0.0
1330	1	0	1	0	0	0	0	0	0	0	0	0	0	0	-	13.6	0	0.0	0	0.0	0	0.0
1345	2	0	2	0	0	0	0	0	0	0	0	0	0	0	-	12.1	0	0.0	0	0.0	0	0.0
1400	0	0	0	0	0	0	0	0	0	0	0	0	0	0	-	-	0	0.0	0	0.0	0	0.0
1415	0	0	0	0	0	0	0	0	0	0	0	0	0	0	-	13.5	0	0.0	0	0.0	0	0.0
1430	1	0	1	0	0	0	0	0	0	0	0	0	0	0	-	12.4	0	0.0	0	0.0	0	0.0
1445	0	0	0	0	0	0	0	0	0	0	0	0	0	0	-	13.0	0	0.0	0	0.0	0	0.0
1500	2	0	2	0	0	0	0	0	0	0	0	0	0	0	-	13.1	0	0.0	0	0.0	0	0.0
1515	2	0	2	0	0	0	0	0	0	0	0	0	0	0	-	14.6	0	0.0	0	0.0	0	0.0
1530	3	0	3	0	0	0	0	0	0	0	0	0	0	0	-	13.1	0	0.0	0	0.0	0	0.0
1545	1	0	1	0	0	0	0	0	0	0	0	0	0	0	-	11.7	0	0.0	0	0.0	0	0.0
1600	4	0	4	0	0	0	0	0	0	0	0	0	0	0	-	13.2	0	0.0	0	0.0	0	0.0
1615	3	0	3	0	0	0	0	0	0	0	0	0	0	0	-	13.6	0	0.0	0	0.0	0	0.0
1630	4	0	4	0	0	0	0	0	0	0	0	0	0	0	-	14.1	0	0.0	0	0.0	0	0.0
1645	1	0	1	0	0	0	0	0	0	0	0	0	0	0	-	13.1	0	0.0	0	0.0	0	0.0
1700	1	0	1	0	0	0	0	0	0	0	0	0	0	0	-	11.4	0	0.0	0	0.0	0	0.0
1715	3	0	3	0	0	0	0	0	0	0	0	0	0	0	-	13.2	0	0.0	0	0.0	0	0.0
1730	1	0	1	0	0	0	0	0	0	0	0	0	0	0	-	11.1	0	0.0	0	0.0	0	0.0
1745	3	0	3	0	0	0	0	0	0	0	0	0	0	0	-	12.4	0	0.0	0	0.0	0	0.0
1800	1	0	1	0	0	0	0	0	0	0	0	0	0	0	-	14.1	0	0.0	0	0.0	0	0.0
1815	0	0	0	0	0	0	0	0	0	0	0	0	0	0	-	-	0	0.0	0	0.0	0	0.0
1830	0	0	0	0	0	0	0	0	0	0	0	0	0	0	-	-	0	0.0	0	0.0	0	0.0
1845	0	0	0	0	0	0	0	0	0	0	0	0	0	0	-	14.5	0	0.0	0	0.0	0	0.0
1900	0	0	0	0	0	0	0	0	0	0	0	0	0	0	-	-	0	0.0	0	0.0	0	0.0
1915	0	0	0	0	0	0	0	0	0	0	0	0	0	0	-	-	0	0.0	0	0.0	0	0.0
1930	0	0	0	0	0	0	0	0	0	0	0	0	0	0	-	-	0	0.0	0	0.0	0	0.0
1945	3	0	3	0	0	0	0	0	0	0	0	0	0	0	-	-	0	0.0	0	0.0	0	0.0
2000	0	0	0	0	0	0	0	0	0	0	0	0	0	0	-	-	0	0.0	0	0.0	0	0.0
2015	0	0	0	0	0	0	0	0	0	0	0	0	0	0	-	-	0	0.0	0	0.0	0	0.0
2030	4	0	4	0	0	0	0	0	0	0	0	0	0	0	-	-	0	0.0	0	0.0	0	0.0
2045	0	0	0	0	0	0	0	0	0	0	0	0	0	0	-	-	0	0.0	0	0.0	0	0.0
2100	1	0	1	0	0	0	0	0	0	0	0	0	0	0	-	-	0	0.0	0	0.0	0	0.0
2115	2	0	2	0	0	0	0	0	0	0	0	0	0	0	-	-	0	0.0	0	0.0	0	0.0
2130	0	0	0	0	0	0	0	0	0	0	0	0	0	0	-	-	0	0.0	0	0.0	0	0.0
2145	1	0	1	0	0	0	0	0	0	0	0	0	0	0	-	15.3	0	0.0	0	0.0	0	0.0
2200	1	0	1	0	0	0	0	0	0	0	0	0	0	0	-	11.1	0	0.0	0	0.0	0	0.0
2215	2	0	2	0	0	0	0	0	0	0	0	0	0	0	-	12.0	0	0.0	0	0.0	0	0.0
2230	0	0	0	0	0	0	0	0	0	0	0	0	0	0	-	-	0	0.0	0	0.0	0	0.0
2245	0	0	0	0	0	0	0	0	0	0	0	0	0	0	-	-	0	0.0	0	0.0	0	0.0
2300	0	0	0	0	0	0	0	0	0	0	0	0	0	0	-	-	0	0.0	0	0.0	0	0.0
2315	1	0	1	0	0	0	0	0	0	0	0	0	0	0	-	10.5	0	0.0	0	0.0	0	0.0
2330	1	0	1	0	0	0	0	0	0	0	0	0	0	0	-	12.0	0	0.0	0	0.0	0	0.0
2345	0	0	0	0	0	0	0	0	0	0	0	0	0	0	-	-	0	0.0	0	0.0	0	0.0
07-19	13	99	30	0	0	0	0	0	0	0	0	0	0	0	13.2	15.8	0	0.0	0	0.0	0	0.0
06-22	16	111	37	0	0	0	0	0	0	0	0	0	0	0	13.2	15.8	0	0.0	0	0.0	0	0.0
06-00	16	116	37	0	0	0	0	0	0	0	0	0	0	0	13.1	15.7	0	0.0	0	0.0	0	0.0
00-00	16	117	38	0	0	0	0	0	0	0	0	0	0	0	13.1	15.7	0	0.0	0	0.0	0	0.0

	DIR 1
ALL VEHICLES	TOTAL
Mcycles	CLASS 1
Cars, taxis, 4WD	CLASS 2
LGV	CLASS 3
OGV1	CLASS 4
OGV2	CLASS 5
PSV	CLASS 6
	TIME
0 - 10 mph	0-10mph
10 - 15 mph	10-15mph
15 - 20 mph	15-20mph
20 - 25 mph	20-25mph
25 - 30 mph	25-30mph
30 - 35 mph	30-35mph
35 - 40 mph	35-40mph
40 - 45 mph	40-45mph
45 - 50 mph	45-50mph
50 - 60 mph	50-60mph
60 - 70 mph	60-70mph
70 - 80 mph	70-80mph
80 - 90 mph	80-90mph
90 - 100 mph	90mph+
AVG SPD	AVG SPD
85%ile	85%ile
> 30mph	PSL SPEEDING
% > 30mph	PSL% SPEEDING
	ACPO SPEEDING
	ACPO% SPEEDING
	DfT SPEEDING
	DfT% SPEEDING

PROJECT 35202 Ashford, Kent
SITE 35202-006
LOCATION HIGHWOOD DRIVE
DIRECTION **EASTBOUND →**
PSL 30mph

DIR 1

Fri 28 Apr
DAY 4

	Total	Cls 1	Cls 2	Cls 3	Cls 4	Cls 5	Cls 6	Fxd 1	Time
ALL VEHICLES									
Mcycles									
Cars, taxis, 4WD									
LGV									
OGV1									
OGV2									
PSV									
TOTAL									
CLASS 1									
CLASS 2									
CLASS 3									
CLASS 4									
CLASS 5									
CLASS 6									
TIME									
0-10mph									
10-15mph									
15-20mph									
20-25mph									
25-30mph									
30-35mph									
35-40mph									
40-45mph									
45-50mph									
50-60mph									
60-70mph									
70-80mph									
80-90mph									
90mph+									
AVG SPD									
85%ile									
PSL SPEEDING									
PSL% SPEEDING									
ACPO SPEEDING									
ACPO% SPEEDING									
DfT SPEEDING									
DfT% SPEEDING									

	Vbin 0 10	Vbin 10 15	Vbin 15 20	Vbin 20 25	Vbin 25 30	Vbin 30 35	Vbin 35 40	Vbin 40 45	Vbin 45 50	Vbin 50 60	Vbin 60 70	Vbin 70 80	Vbin 80 90	Vbin 90 100	Mean	V85	jPSL 30	jPSL% 30	PSL 35	PSL% 35	PSL 40	PSL% 40	PSL 45	PSL% 45
ALL VEHICLES																								
Mcycles																								
Cars, taxis, 4WD																								
LGV																								
OGV1																								
OGV2																								
PSV																								
TOTAL																								
CLASS 1																								
CLASS 2																								
CLASS 3																								
CLASS 4																								
CLASS 5																								
CLASS 6																								
TIME																								
0-10mph																								
10-15mph																								
15-20mph																								
20-25mph																								
25-30mph																								
30-35mph																								
35-40mph																								
40-45mph																								
45-50mph																								
50-60mph																								
60-70mph																								
70-80mph																								
80-90mph																								
90mph+																								
AVG SPD																								
85%ile																								
PSL SPEEDING																								
PSL% SPEEDING																								
ACPO SPEEDING																								
ACPO% SPEEDING																								
DfT SPEEDING																								
DfT% SPEEDING																								

PROJECT 35202 Ashford, Kent
SITE 35202-006
LOCATION HIGHWOOD DRIVE
DIRECTION **EASTBOUND →**
PSL 30mph

DIR 1

Sat 29 Apr
DAY 5

Time	Total	Cls 1	Cls 2	Cls 3	Cls 4	Cls 5	Cls 6	Fxd 1	Time
0000	0	0	0	0	0	0	0		0000
0015	0	0	0	0	1	0	0		0015
0030	0	0	0	0	0	0	0		0030
0045	1	1	0	0	0	0	0		0045
0100	1	1	0	0	0	0	0		0100
0115	0	0	0	0	0	0	0		0115
0130	0	0	0	0	0	0	0		0130
0145	0	0	0	0	0	0	0		0145
0200	0	0	0	0	0	0	0		0200
0215	0	0	0	0	0	0	0		0215
0230	0	0	0	0	0	0	0		0230
0245	0	0	0	0	0	0	0		0245
0300	0	0	0	0	0	0	0		0300
0315	0	0	0	0	0	0	0		0315
0330	0	0	0	0	0	0	0		0330
0345	0	0	0	0	0	0	0		0345
0400	0	0	0	0	0	0	0		0400
0415	0	0	0	0	0	0	0		0415
0430	0	0	0	0	0	0	0		0430
0445	0	0	0	0	0	0	0		0445
0500	0	0	0	0	0	0	0		0500
0515	0	0	0	0	0	0	0		0515
0530	0	0	0	0	0	0	0		0530
0545	0	0	0	0	0	0	0		0545
0600	0	0	0	0	0	0	0		0600
0615	0	0	0	0	0	0	0		0615
0630	0	0	0	0	0	0	0		0630
0645	1	1	0	0	0	0	0		0645
0700	0	0	0	0	0	0	0		0700
0715	1	1	0	0	0	0	0		0715
0730	1	1	0	0	0	0	0		0730
0745	1	1	0	0	0	0	0		0745
0800	4	4	0	3	1	0	0		0800
0815	0	0	0	0	0	0	0		0815
0830	2	2	0	0	0	0	0		0830
0845	1	1	0	0	0	0	0		0845
0900	2	2	0	0	0	0	0		0900
0915	0	0	0	0	0	0	0		0915
0930	6	4	0	2	0	0	0		0930
0945	0	0	0	0	0	0	0		0945
1000	3	3	0	0	0	0	0		1000
1015	0	0	0	0	0	0	0		1015
1030	1	1	0	0	0	0	0		1030
1045	1	1	0	0	0	0	0		1045
1100	4	2	0	2	0	0	0		1100
1115	5	5	0	0	0	0	0		1115
1130	6	5	0	1	0	0	0		1130
1145	4	4	0	0	0	0	0		1145
1200	4	2	0	2	0	0	0		1200
1215	3	3	0	0	0	0	0		1215
1230	4	4	0	0	0	0	0		1230
1245	2	1	0	1	0	0	0		1245
1300	7	5	0	2	0	0	0		1300
1315	6	6	0	0	0	0	0		1315
1330	1	1	0	0	1	0	0		1330
1345	3	2	0	0	1	0	0		1345
1400	5	5	0	0	0	0	0		1400
1415	1	1	0	0	0	0	0		1415
1430	2	2	0	0	0	0	0		1430
1445	4	3	0	0	0	1	0		1445
1500	3	3	0	0	0	0	0		1500
1515	4	4	0	0	0	0	0		1515
1530	3	3	0	0	0	0	0		1530
1545	5	3	0	1	1	0	0		1545
1600	4	4	0	0	0	0	0		1600
1615	2	1	0	1	0	0	0		1615
1630	4	4	0	0	0	0	0		1630
1645	2	2	0	0	0	0	0		1645
1700	6	5	0	1	0	0	0		1700
1715	4	4	0	0	0	0	0		1715
1730	2	2	0	0	0	0	0		1730
1745	3	3	0	0	0	0	0		1745
1800	2	2	0	0	0	0	0		1800
1815	0	0	0	0	0	0	0		1815
1830	0	0	0	0	0	0	0		1830
1845	4	4	0	0	0	0	0		1845
1900	3	3	0	0	0	0	0		1900
1915	0	0	0	0	0	0	0		1915
1930	1	1	0	0	0	0	0		1930
1945	4	4	0	0	0	0	0		1945
2000	0	0	0	0	0	0	0		2000
2015	1	1	0	0	0	0	0		2015
2030	0	0	0	0	0	0	0		2030
2045	2	2	0	0	0	0	0		2045
2100	1	1	0	0	0	0	0		2100
2115	2	2	0	0	0	0	0		2115
2130	1	1	0	0	0	0	0		2130
2145	2	2	0	0	0	0	0		2145
2200	0	0	0	0	0	0	0		2200
2215	1	1	0	0	0	0	0		2215
2230	0	0	0	0	0	0	0		2230
2245	1	1	0	0	0	0	0		2245
2300	1	1	0	0	0	0	0		2300
2315	1	1	0	0	0	0	0		2315
2330	0	0	0	0	0	0	0		2330
2345	0	0	0	0	0	0	0		2345
07-19	136	119	14	1	1	1	0		07-19
06-22	153	136	14	1	1	1	0		06-22
06-00	157	139	14	1	1	0	0		06-00
00-00	160	141	14	2	1	1	0		00-00

Time	Vbin 0 10	Vbin 10 15	Vbin 15 20	Vbin 20 25	Vbin 25 30	Vbin 30 35	Vbin 35 40	Vbin 40 45	Vbin 45 50	Vbin 50 60	Vbin 60 70	Vbin 70 80	Vbin 80 90	Vbin 90 100	Mean	V85	PSL 30	PSL% 30	ACPO 35	ACPO% 35	DfT 45	DfT% 45
0000	0	0	0	0	0	0	0	0	0	0	0	0	0	0	12.4	0	0	0.0	0	0.0	0	0.0
0015	0	1	0	0	0	0	0	0	0	0	0	0	0	0	-	0	0	0.0	0	0.0	0	0.0
0030	0	0	0	0	0	0	0	0	0	0	0	0	0	0	-	0	0	0.0	0	0.0	0	0.0
0045	0	0	1	0	0	0	0	0	0	0	0	0	0	0	11.6	0	0	0.0	0	0.0	0	0.0
0100	0	0	1	0	0	0	0	0	0	0	0	0	0	0	16.8	0	0	0.0	0	0.0	0	0.0
0115	0	0	0	0	0	0	0	0	0	0	0	0	0	0	-	0	0	0.0	0	0.0	0	0.0
0130	0	0	0	0	0	0	0	0	0	0	0	0	0	0	-	0	0	0.0	0	0.0	0	0.0
0145	0	0	0	0	0	0	0	0	0	0	0	0	0	0	-	0	0	0.0	0	0.0	0	0.0
0200	0	0	0	0	0	0	0	0	0	0	0	0	0	0	-	0	0	0.0	0	0.0	0	0.0
0215	0	0	0	0	0	0	0	0	0	0	0	0	0	0	-	0	0	0.0	0	0.0	0	0.0
0230	0	0	0	0	0	0	0	0	0	0	0	0	0	0	-	0	0	0.0	0	0.0	0	0.0
0245	0	0	0	0	0	0	0	0	0	0	0	0	0	0	-	0	0	0.0	0	0.0	0	0.0
0300	0	0	0	0	0	0	0	0	0	0	0	0	0	0	-	0	0	0.0	0	0.0	0	0.0
0315	0	0	0	0	0	0	0	0	0	0	0	0	0	0	-	0	0	0.0	0	0.0	0	0.0
0330	0	0	0	0	0	0	0	0	0	0	0	0	0	0	-	0	0	0.0	0	0.0	0	0.0
0345	0	0	0	0	0	0	0	0	0	0	0	0	0	0	-	0	0	0.0	0	0.0	0	0.0
0400	0	0	0	0	0	0	0	0	0	0	0	0	0	0	-	0	0	0.0	0	0.0	0	0.0
0415	0	0	0	0	0	0	0	0	0	0	0	0	0	0	-	0	0	0.0	0	0.0	0	0.0
0430	0	0	0	0	0	0	0	0	0	0	0	0	0	0	-	0	0	0.0	0	0.0	0	0.0
0445	0	0	0	0	0	0	0	0	0	0	0	0	0	0	-	0	0	0.0	0	0.0	0	0.0
0500	0	0	0	0	0	0	0	0	0	0	0	0	0	0	-	0	0	0.0	0	0.0	0	0.0
0515	0	0	0	0	0	0	0	0	0	0	0	0	0	0	-	0	0	0.0	0	0.0	0	0.0
0530	0	0	0	0	0	0	0	0	0	0	0	0	0	0	-	0	0	0.0	0	0.0	0	0.0
0545	0	0	0	0	0	0	0	0	0	0	0	0	0	0	-	0	0	0.0	0	0.0	0	0.0
0600	0	0	0	0	0	0	0	0	0	0	0	0	0	0	-	0	0	0.0	0	0.0	0	0.0
0615	0	0	0	0	0	0	0	0	0	0	0	0	0	0	-	0	0	0.0	0	0.0	0	0.0
0630	0	0	0	0	0	0	0	0	0	0	0	0	0	0	-	0	0	0.0	0	0.0	0	0.0
0645	1	1	0	0	0	0	0	0	0	0	0	0	0	0	14.7	0	0	0.0	0	0.0	0	0.0
0700	0	0	0	0	0	0	0	0	0	0	0	0	0	0	-	0	0	0.0	0	0.0	0	0.0
0715	0	1	0	0	0	0	0	0	0	0	0	0	0	0	13.3	0	0	0.0	0	0.0	0	0.0
0730	0	1	0	0	0	0	0	0	0	0	0	0	0	0	14.0	0	0	0.0	0	0.0	0	0.0
0745	0	1	0	0	0	0	0	0	0	0	0	0	0	0	18.9	0	0	0.0	0	0.0	0	0.0
0800	0	4	0	0	0	0	0	0	0	0	0	0	0	0	12.6	0	0	0.0	0	0.0	0	0.0
0815	0	0	0	0	0	0	0	0	0	0	0	0	0	0	-	0	0	0.0	0	0.0	0	0.0
0830	0	1	0	0	0	0	0	0	0	0	0	0	0	0	14.8	0	0	0.0	0	0.0	0	0.0
0845	0	1	0	0	0	0	0	0	0	0	0	0	0	0	15.9	0	0	0.0	0	0.0	0	0.0
0900	0	2	0	0	0	0	0	0	0	0	0	0	0	0	14.3	0	0	0.0	0	0.0	0	0.0
0915	0	0	0	0	0	0	0	0	0	0	0	0	0	0	-	0	0	0.0	0	0.0	0	0.0
0930	0	3	0	0	0	0	0	0	0	0	0	0	0	0	11.8	0	0	0.0	0	0.0	0	0.0
0945	0	2	0	0	0	0	0	0	0	0	0	0	0	0	-	0	0	0.0	0	0.0	0	0.0
1000	0	1	0	0	0	0	0	0	0	0	0	0	0	0	15.4	0	0	0.0	0	0.0	0	0.0
1015	0	0	0	0	0	0	0	0	0	0	0	0	0	0	-	0	0	0.0	0	0.0	0	0.0
1030	1	0	0	0	0	0	0	0	0	0	0	0	0	0	9.2	0	0	0.0	0	0.0	0	0.0
1045	0	0	0	0	0	0	0	0	0	0	0	0	0	0	17.7	0	0	0.0	0	0.0	0	0.0
1100	1	4	0	0	0	0	0	0	0	0	0	0	0	0	12.9	0	0	0.0	0	0.0	0	0.0
1115	1	4	0	0	0	0	0	0	0	0	0	0	0	0	12.2	0	0	0.0	0	0.0	0	0.0
1130	2	2	0	0	0	0	0	0	0	0	0	0	0	0	12.4	0	0	0.0	0	0.0	0	0.0
1145	0	2	0	0	0	0	0	0	0	0	0	0	0	0	15.1	0	0	0.0	0	0.0	0	0.0
1200	0	3	0	0	0	0	0	0	0	0	0	0	0	0	14.4	0	0	0.0	0	0.0	0	0.0
1215	2	2	0	0	0	0	0	0	0	0	0	0	0	0	10.0	0	0	0.0	0	0.0	0	0.0
1230	2	1	0	0	0	0	0	0	0	0	0	0	0	0	11.0	0	0	0.0	0	0.0	0	0.0
1245	0	4	0	0	0	0	0	0	0	0	0	0	0	0	10.9	0	0	0.0	0	0.0	0	0.0
1300	0	2	0	0	0	0	0	0	0	0	0	0	0	0	13.6	0	0	0.0	0	0.0	0	0.0
1315	0	6	0	0	0	0	0	0	0	0	0	0	0	0	12.0	0	0	0.0	0	0.0	0	0.0
1330	1	4	1	0	0	0	0	0	0	0	0	0	0	0	14.1	0	0	0.0	0	0.0	0	0.0
1345	0	1	0	0	0	0	0	0	0	0	0	0	0	0	13.1	0	0	0.0	0	0.0	0	0.0
1400	1	2	0	0	0	0	0	0	0	0	0	0	0	0	16.8	0	0	0.0	0	0.0	0	0.0
1415	0	5	0	0	0	0	0	0	0	0	0	0	0	0	10.9	0	0	0.0	0	0.0	0	0.0
1430	0	1	0	0	0	0	0	0	0	0	0	0	0	0	12.5	0	0	0.0	0	0.0	0	0.0
1445	1	1	0	0	0	0	0	0	0	0	0	0	0	0	13.7	0	0	0.0	0	0.0	0	0.0
1500	0	2	0	0	0	0	0	0	0	0	0	0	0	0	10.9	0	0	0.0	0	0.0	0	0.0
1515	0	2	0	0	0	0	0	0	0	0	0	0	0	0	16.1	0	0	0.0	0	0.0	0	0.0
1530	0	2	0	0	0	0	0	0	0	0	0	0	0	0	13.9	0	0	0.0	0	0.0	0	0.0
1545	0	1	0	0	0	0	0	0	0	0	0	0	0	0	13.5	0	0	0.0	0	0.0	0	0.0
1600	0	4	0	0	0	0	0	0	0	0	0	0	0	0	14.9	0	0	0.0	0	0.0	0	0.0
1615	1	2	0	0	0	0	0	0	0	0	0	0	0	0	11.8	0	0	0.0	0	0.0	0	0.0
1630	0	4	0	0	0	0	0	0	0	0	0	0	0	0	12.9	0	0	0.0	0	0.0	0	0.0
1645	0	4	0	0	0	0	0	0	0	0	0	0	0	0	12.0	0	0	0.0	0	0.0	0	0.0
1700	1	2	0	0	0	0	0	0	0	0	0	0	0	0	12.0	0	0	0.0	0	0.0	0	0.0
1715	2	4	0	0	0	0	0	0	0	0	0	0	0	0	11.8	0	0	0.0	0	0.0	0	0.0
1730	0	3	0	0	0	0	0	0	0	0	0	0	0	0	10.3	0	0	0.0	0	0.0	0	0.0
1745	1	1	0	0	0	0	0	0	0	0	0	0	0	0	13.4	0	0	0.0	0	0.0	0	0.0
1800	1	1	0	0	0	0	0	0	0	0	0	0	0	0	11.0	0	0	0.0	0	0.0	0	0.0
1815	0	2	0	0	0	0	0	0	0	0	0	0	0	0	10.9	0	0	0.0	0	0.0	0	0.0
1830	0	0	0	0	0	0	0	0	0	0	0	0	0	0	16.7	0	0	0.0	0	0.0	0	0.0
1845	0	3	0	0	0	0	0	0	0	0	0	0	0	0	-	0	0	0.0	0	0.0	0	0.0
1900	0	2	0	0	0	0	0	0	0	0	0	0	0	0	14.8	0	0	0.0	0	0.0	0	0.0
1915	0	0	0	0	0	0	0	0	0	0	0	0	0	0	-	0	0	0.0	0	0.0	0	0.0
1930	0	1	0	0	0	0	0	0	0	0	0	0	0	0	15.3	0	0	0.0	0	0.0	0	0.0
1945	0	3	0	0	0	0	0	0	0	0	0	0	0	0	14.0	0	0	0.0	0	0.0	0	0.0
2000	0	0	0	0	0	0	0	0	0	0	0	0	0	0	-	0	0	0.0	0	0.0	0	0.0
2015	0	1	0	0	0	0	0	0	0	0	0	0	0	0	10.9	0	0	0.0	0	0.0	0	0.0
2030	0	0	0	0	0	0	0	0	0	0	0	0	0	0	-	0	0	0.0	0	0.0	0	0.0
2045	0	2	0	0	0	0	0	0	0	0	0	0	0	0	-	0	0	0.0	0	0.0	0	0.0
2100	1	1	0	0	0	0	0	0	0	0	0	0	0	0	10.2	0	0	0.0	0	0.0	0	0.0
2115	0	2	0	0	0	0	0	0	0	0	0	0	0	0	13.5	0	0	0.0	0	0.0	0	0.0
2130	0	1	0	0	0	0	0	0	0	0	0	0	0	0	12.3	0	0	0.0	0	0.0	0	0.0
2145	0	2	0	0	0	0	0	0	0	0	0	0	0	0	13.1	0	0	0.0	0	0.0	0	0.0
2200	0	0	0	0	0	0	0	0	0	0	0	0	0	0	-	0	0	0.0	0	0.0	0	0.0
2215	0	1	0	0	0	0	0	0	0	0	0	0	0	0	13.1	0	0	0.0	0	0.0	0	0.0
2230	0	0	0	0	0	0	0	0	0	0	0	0	0	0	-	0	0	0.0	0	0.0	0	0.0
2245	0	1	0	0	0	0	0	0	0	0	0	0	0	0	14.6	0	0	0.0	0	0.0	0	0.0
2300	0	1	0	0	0	0	0	0	0	0	0	0	0	0	11.9	0	0	0.0	0	0.0	0	0.0
2315	0	0	0	0	0	0	0	0	0	0	0	0	0	0	16.0	0	0	0.0	0	0.0	0	0.0
2330	0	0	0	0	0	0	0	0	0	0	0	0	0	0	-	0	0	0.0	0	0.0	0	0.0
2345	0	0	0	0	0	0	0	0	0	0	0	0	0	0	-	0	0	0.0	0	0.0	0	0.0
07-19	20	87	28	1	0	0	0	0	0	0	0	0	0	0	15.4	0	0	0.0	0	0.0	0	0.0
06-22	21	100	31	1	0	0	0	0	0	0	0	0	0	0	15.3	0	0	0.0	0	0.0	0	0.0
06-00	21	103	32	1	0	0	0	0	0	0	0	0	0	0	15.4	0	0	0.0	0	0.0	0	0.0
00-00	21	105	33	1	0	0	0	0	0	0	0	0	0	0	15.4	0	0	0.0	0	0.0	0	0.0

	DIR 1
ALL VEHICLES	TOTAL
Mcycles	CLASS 1
Cars, taxis, 4WD	CLASS 2
LGV	CLASS 3
OGV1	CLASS 4
OGV2	CLASS 5
PSV	CLASS 6
	TIME
0 - 10 mph	0-10mph
10 - 15 mph	10-15mph
15 - 20 mph	15-20mph
20 - 25 mph	20-25mph
25 - 30 mph	25-30mph
30 - 35 mph	30-35mph
35 - 40 mph	35-40mph
40 - 45 mph	40-45mph
45 - 50 mph	45-50mph
50 - 60 mph	50-60mph
60 - 70 mph	60-70mph
70 - 80 mph	70-80mph
80 - 90 mph	80-90mph
90 - 100 mph	90mph+
AVG SPD	AVG SPD
85%ile	85%ile
> 30mph	PSL SPEEDING
% > 30mph	PSL% SPEEDING
	ACPO SPEEDING
	ACPO% SPEEDING
	DfT SPEEDING
	DfT% SPEEDING

PROJECT 35202 Ashford, Kent
SITE 35202-006
LOCATION HIGHWOOD DRIVE
DIRECTION **EASTBOUND →**
PSL 30mph

DIR 1

Sun 30 Apr
DAY 6

Time	Total	Cls 1	Cls 2	Cls 3	Cls 4	Cls 5	Cls 6	Fxt	Time
0000	0	0	0	0	0	0	0		0000
0015	1	0	1	0	0	0	0		0015
0030	0	0	0	0	0	0	0		0030
0045	0	0	0	0	0	0	0		0045
0100	0	0	0	0	0	0	0		0100
0115	0	0	0	0	0	0	0		0115
0130	0	0	0	0	0	0	0		0130
0145	0	0	0	0	0	0	0		0145
0200	1	0	1	0	0	0	0		0200
0215	0	0	0	0	0	0	0		0215
0230	0	0	0	0	0	0	0		0230
0245	0	0	0	0	0	0	0		0245
0300	0	0	0	0	0	0	0		0300
0315	0	0	0	0	0	0	0		0315
0330	1	0	1	0	0	0	0		0330
0345	0	0	0	0	0	0	0		0345
0400	0	0	0	0	0	0	0		0400
0415	0	0	0	0	0	0	0		0415
0430	0	0	0	0	0	0	0		0430
0445	0	0	0	0	0	0	0		0445
0500	0	0	0	0	0	0	0		0500
0515	0	0	0	0	0	0	0		0515
0530	0	0	0	0	0	0	0		0530
0545	0	0	0	0	0	0	0		0545
0600	0	0	0	0	0	0	0		0600
0615	0	0	0	0	0	0	0		0615
0630	0	0	0	0	0	0	0		0630
0645	1	0	0	1	0	0	0		0645
0700	0	0	0	0	0	0	0		0700
0715	0	0	0	0	0	0	0		0715
0730	1	1	0	0	0	0	0		0730
0745	0	0	0	0	0	0	0		0745
0800	0	0	0	0	0	0	0		0800
0815	1	0	1	0	0	0	0		0815
0830	0	0	0	0	0	0	0		0830
0845	0	0	0	0	0	0	0		0845
0900	2	2	0	0	0	0	0		0900
0915	0	0	0	0	0	0	0		0915
0930	0	0	0	0	0	0	0		0930
0945	1	1	0	0	0	0	0		0945
1000	3	3	0	0	0	0	0		1000
1015	2	2	0	0	0	0	0		1015
1030	4	3	0	1	0	0	0		1030
1045	3	3	0	0	0	0	0		1045
1100	5	4	1	1	0	0	0		1100
1115	5	3	0	0	0	0	0		1115
1130	1	1	0	0	0	0	0		1130
1145	4	3	0	0	0	0	0		1145
1200	3	3	0	0	0	0	0		1200
1215	1	1	0	0	0	0	0		1215
1230	4	4	0	0	0	0	0		1230
1245	2	2	0	0	0	0	0		1245
1300	4	4	0	0	0	0	0		1300
1315	0	0	0	0	0	0	0		1315
1330	2	2	0	0	0	0	0		1330
1345	4	4	0	0	0	0	0		1345
1400	4	4	0	0	0	0	0		1400
1415	4	3	0	1	0	0	0		1415
1430	1	1	0	0	0	0	0		1430
1445	6	6	0	0	0	0	0		1445
1500	4	4	0	0	0	0	0		1500
1515	2	2	0	0	0	0	0		1515
1530	2	1	1	0	0	0	0		1530
1545	1	1	0	0	0	0	0		1545
1600	2	2	0	0	0	0	0		1600
1615	0	0	0	0	0	0	0		1615
1630	5	4	1	0	0	0	0		1630
1645	2	2	0	0	0	0	0		1645
1700	0	0	0	0	0	0	0		1700
1715	2	2	0	0	0	0	0		1715
1730	4	3	1	0	0	0	0		1730
1745	2	2	0	0	0	0	0		1745
1800	2	2	0	0	0	0	0		1800
1815	2	2	0	0	0	0	0		1815
1830	2	2	0	0	0	0	0		1830
1845	0	0	0	0	0	0	0		1845
1900	0	0	0	0	0	0	0		1900
1915	1	1	0	0	0	0	0		1915
1930	1	1	0	0	0	0	0		1930
1945	1	1	0	0	0	0	0		1945
2000	0	0	0	0	0	0	0		2000
2015	3	2	0	0	1	0	0		2015
2030	0	0	0	0	0	0	0		2030
2045	1	1	0	0	0	0	0		2045
2100	1	1	0	0	0	0	0		2100
2115	3	3	0	0	0	0	0		2115
2130	0	0	0	0	0	0	0		2130
2145	0	0	0	0	0	0	0		2145
2200	0	0	0	0	0	0	0		2200
2215	2	2	0	0	0	0	0		2215
2230	1	1	0	0	0	0	0		2230
2245	0	0	0	0	0	0	0		2245
2300	0	0	0	0	0	0	0		2300
2315	0	0	0	0	0	0	0		2315
2330	0	0	0	0	0	0	0		2330
2345	0	0	0	0	0	0	0		2345
07-19	102	0	95	6	0	1	0		07-19
06-22	115	2	104	8	0	1	0		06-22
06-00	118	2	107	8	0	1	0		06-00
00-00	122	2	111	8	0	1	0		00-00

Time	Vbin 0 10	Vbin 10 15	Vbin 15 20	Vbin 20 25	Vbin 25 30	Vbin 30 35	Vbin 35 40	Vbin 40 45	Vbin 45 50	Vbin 50 60	Vbin 60 70	Vbin 70 80	Vbin 80 90	Vbin 90 100	Mean	V85	jPSL 30	jPSL% 30	APSL 35	APSL% 35	APSL2 45	APSL2% 45
0000	0	0	0	0	0	0	0	0	0	0	0	0	0	0	-	0	0	0.0	0	0.0	0	0.0
0015	0	1	0	0	0	0	0	0	0	0	0	0	0	0	12.6	0	0	0.0	0	0.0	0	0.0
0030	0	1	0	0	0	0	0	0	0	0	0	0	0	0	13.5	0	0	0.0	0	0.0	0	0.0
0045	0	0	0	0	0	0	0	0	0	0	0	0	0	0	-	0	0	0.0	0	0.0	0	0.0
0100	0	0	0	0	0	0	0	0	0	0	0	0	0	0	-	0	0	0.0	0	0.0	0	0.0
0115	0	0	0	0	0	0	0	0	0	0	0	0	0	0	-	0	0	0.0	0	0.0	0	0.0
0130	0	0	0	0	0	0	0	0	0	0	0	0	0	0	-	0	0	0.0	0	0.0	0	0.0
0145	0	0	0	0	0	0	0	0	0	0	0	0	0	0	-	0	0	0.0	0	0.0	0	0.0
0200	1	1	0	0	0	0	0	0	0	0	0	0	0	0	12.6	0	0	0.0	0	0.0	0	0.0
0215	0	0	0	0	0	0	0	0	0	0	0	0	0	0	-	0	0	0.0	0	0.0	0	0.0
0230	0	0	0	0	0	0	0	0	0	0	0	0	0	0	-	0	0	0.0	0	0.0	0	0.0
0245	0	0	0	0	0	0	0	0	0	0	0	0	0	0	-	0	0	0.0	0	0.0	0	0.0
0300	0	0	0	0	0	0	0	0	0	0	0	0	0	0	-	0	0	0.0	0	0.0	0	0.0
0315	0	0	0	0	0	0	0	0	0	0	0	0	0	0	-	0	0	0.0	0	0.0	0	0.0
0330	1	1	0	0	0	0	0	0	0	0	0	0	0	0	13.6	0	0	0.0	0	0.0	0	0.0
0345	0	0	0	0	0	0	0	0	0	0	0	0	0	0	-	0	0	0.0	0	0.0	0	0.0
0400	0	0	0	0	0	0	0	0	0	0	0	0	0	0	-	0	0	0.0	0	0.0	0	0.0
0415	0	0	0	0	0	0	0	0	0	0	0	0	0	0	-	0	0	0.0	0	0.0	0	0.0
0430	0	0	0	0	0	0	0	0	0	0	0	0	0	0	-	0	0	0.0	0	0.0	0	0.0
0445	0	0	0	0	0	0	0	0	0	0	0	0	0	0	-	0	0	0.0	0	0.0	0	0.0
0500	0	0	0	0	0	0	0	0	0	0	0	0	0	0	-	0	0	0.0	0	0.0	0	0.0
0515	0	0	0	0	0	0	0	0	0	0	0	0	0	0	-	0	0	0.0	0	0.0	0	0.0
0530	0	0	0	0	0	0	0	0	0	0	0	0	0	0	-	0	0	0.0	0	0.0	0	0.0
0545	0	0	0	0	0	0	0	0	0	0	0	0	0	0	-	0	0	0.0	0	0.0	0	0.0
0600	0	0	0	0	0	0	0	0	0	0	0	0	0	0	-	0	0	0.0	0	0.0	0	0.0
0615	0	0	0	0	0	0	0	0	0	0	0	0	0	0	-	0	0	0.0	0	0.0	0	0.0
0630	0	0	0	0	0	0	0	0	0	0	0	0	0	0	-	0	0	0.0	0	0.0	0	0.0
0645	0	1	0	0	0	0	0	0	0	0	0	0	0	0	10.9	0	0	0.0	0	0.0	0	0.0
0700	0	0	0	0	0	0	0	0	0	0	0	0	0	0	-	0	0	0.0	0	0.0	0	0.0
0715	0	0	0	0	0	0	0	0	0	0	0	0	0	0	-	0	0	0.0	0	0.0	0	0.0
0730	0	1	0	0	0	0	0	0	0	0	0	0	0	0	-	0	0	0.0	0	0.0	0	0.0
0745	0	0	0	0	0	0	0	0	0	0	0	0	0	0	-	0	0	0.0	0	0.0	0	0.0
0800	0	1	0	0	0	0	0	0	0	0	0	0	0	0	12.0	0	0	0.0	0	0.0	0	0.0
0815	0	1	0	0	0	0	0	0	0	0	0	0	0	0	12.5	0	0	0.0	0	0.0	0	0.0
0830	0	0	0	0	0	0	0	0	0	0	0	0	0	0	-	0	0	0.0	0	0.0	0	0.0
0845	0	0	0	0	0	0	0	0	0	0	0	0	0	0	-	0	0	0.0	0	0.0	0	0.0
0900	0	1	0	0	0	0	0	0	0	0	0	0	0	0	-	0	0	0.0	0	0.0	0	0.0
0915	0	0	0	0	0	0	0	0	0	0	0	0	0	0	-	0	0	0.0	0	0.0	0	0.0
0930	0	0	0	0	0	0	0	0	0	0	0	0	0	0	-	0	0	0.0	0	0.0	0	0.0
0945	1	2	0	0	0	0	0	0	0	0	0	0	0	0	9.9	0	0	0.0	0	0.0	0	0.0
1000	2	1	1	0	0	0	0	0	0	0	0	0	0	0	11.4	0	0	0.0	0	0.0	0	0.0
1015	2	0	0	0	0	0	0	0	0	0	0	0	0	0	7.9	0	0	0.0	0	0.0	0	0.0
1030	2	1	1	0	0	0	0	0	0	0	0	0	0	0	10.8	0	0	0.0	0	0.0	0	0.0
1045	2	1	2	0	0	0	0	0	0	0	0	0	0	0	15.7	0	0	0.0	0	0.0	0	0.0
1100	0	0	0	0	0	0	0	0	0	0	0	0	0	0	12.7	0	0	0.0	0	0.0	0	0.0
1115	0	0	0	0	0	0	0	0	0	0	0	0	0	0	12.7	0	0	0.0	0	0.0	0	0.0
1130	0	0	0	0	0	0	0	0	0	0	0	0	0	0	18.8	0	0	0.0	0	0.0	0	0.0
1145	0	0	3	0	0	0	0	0	0	0	0	0	0	0	13.0	0	0	0.0	0	0.0	0	0.0
1200	2	1	1	0	0	0	0	0	0	0	0	0	0	0	8.6	0	0	0.0	0	0.0	0	0.0
1215	0	0	0	0	0	0	0	0	0	0	0	0	0	0	11.1	0	0	0.0	0	0.0	0	0.0
1230	0	3	1	0	0	0	0	0	0	0	0	0	0	0	13.5	0	0	0.0	0	0.0	0	0.0
1245	0	1	1	0	0	0	0	0	0	0	0	0	0	0	15.6	0	0	0.0	0	0.0	0	0.0
1300	0	4	0	0	0	0	0	0	0	0	0	0	0	0	12.4	0	0	0.0	0	0.0	0	0.0
1315	0	0	0	0	0	0	0	0	0	0	0	0	0	0	-	0	0	0.0	0	0.0	0	0.0
1330	2	2	0	0	0	0	0	0	0	0	0	0	0	0	11.9	0	0	0.0	0	0.0	0	0.0
1345	3	3	1	0	0	0	0	0	0	0	0	0	0	0	10.5	0	0	0.0	0	0.0	0	0.0
1400	1	1	0	0	0	0	0	0	0	0	0	0	0	0	12.4	0	0	0.0	0	0.0	0	0.0
1415	3	4	0	0	0	0	0	0	0	0	0	0	0	0	16.4	0	0	0.0	0	0.0	0	0.0
1430	1	1	0	0	0	0	0	0	0	0	0	0	0	0	11.3	0	0	0.0	0	0.0	0	0.0
1445	5	5	1	0	0	0	0	0	0	0	0	0	0	0	12.5	0	0	0.0	0	0.0	0	0.0
1500	3	3	0	0	0	0	0	0	0	0	0	0	0	0	11.5	0	0	0.0	0	0.0	0	0.0
1515	2	2	0	0	0	0	0	0	0	0	0	0	0	0	13.4	0	0	0.0	0	0.0	0	0.0
1530	2	2	0	0	0	0	0	0	0	0	0	0	0	0	13.4	0	0	0.0	0	0.0	0	0.0
1545	0	0	0	0	0	0	0	0	0	0	0	0	0	0	13.0	0	0	0.0	0	0.0	0	0.0
1600	1	1	0	0	0	0	0	0	0	0	0	0	0	0	14.0	0	0	0.0	0	0.0	0	0.0
1615	0	1	0	0	0	0	0	0	0	0	0	0	0	0	15.5	0	0	0.0	0	0.0	0	0.0
1630	0	5	1	0	0	0	0	0	0	0	0	0	0	0	11.5	0	0	0.0	0	0.0	0	0.0
1645	0	2	0	0	0	0	0	0	0	0	0	0	0	0	12.3	0	0	0.0	0	0.0	0	0.0
1700	0	0	0	0	0	0	0	0	0	0	0	0	0	0	-	0	0	0.0	0	0.0	0	0.0
1715	1	1	0	0	0	0	0	0	0	0	0	0	0	0	12.7	0	0	0.0	0	0.0	0	0.0
1730	2	1	0	0	0	0	0	0	0	0	0	0	0	0	13.1	0	0	0.0	0	0.0	0	0.0
1745	1	1	0	0	0	0	0	0	0	0	0	0	0	0	10.2	0	0	0.0	0	0.0	0	0.0
1800	1	0	2	0	0	0	0	0	0	0	0	0	0	0	12.2	0	0	0.0	0	0.0	0	0.0
1815	0	0	0	0	0	0	0	0	0	0	0	0	0	0	14.7	0	0	0.0	0	0.0	0	0.0
1830	1	1	0	0	0	0	0	0	0	0	0	0	0	0	13.4	0	0	0.0	0	0.0	0	0.0
1845	1	0	0	0	0	0	0	0	0	0	0	0	0	0	10.0	0	0	0.0	0	0.0	0	0.0
1900	0	0	0	0	0	0	0	0	0	0	0	0	0	0	-	0	0	0.0	0	0.0	0	0.0
1915	0	0	0	0	0	0	0	0	0	0	0	0	0	0	15.9	0	0	0.0	0	0.0	0	0.0
1930	0	2	0	0	0	0	0	0	0	0	0	0	0	0	12.8	0	0	0.0	0	0.0	0	0.0
1945	0	1	0	0	0	0	0	0	0	0	0	0	0	0	14.2	0	0	0.0	0	0.0	0	0.0
2000	0	0	0	0	0	0	0	0	0	0	0	0	0	0	-	0	0	0.0	0	0.0	0	0.0
2015	1	2	0	0	0	0	0	0	0	0	0	0	0	0	11.0	0	0	0.0	0	0.0	0	0.0
2030	0	0	0	0	0	0	0	0	0	0	0	0	0	0	-	0	0	0.0	0	0.0	0	0.0
2045	0	1	0	0	0	0	0	0	0	0	0	0	0	0	11.6	0	0	0.0	0	0.0	0	0.0
2100	0	1	0	0	0	0	0	0	0	0	0	0	0	0	15.3	0	0	0.0	0	0.0	0	0.0
2115	0	3	0	0	0	0	0	0	0	0	0	0	0	0	13.0	0	0	0.0	0	0.0	0	0.0
2130	0	0	0	0	0	0	0	0	0	0	0	0	0	0	-	0	0	0.0	0	0.0	0	0.0
2145	0	0	0	0	0	0	0	0	0	0	0	0	0	0	-	0	0	0.0	0	0.0	0	0.0
2200	0	0	0	0	0	0	0	0	0	0	0	0	0	0	-	0	0	0.0	0	0.0	0	0.0
2215	2	2	0	0	0	0	0	0	0	0	0	0	0	0	13.7	0	0	0.0	0	0.0	0	0.0
2230	1	1	0	0	0	0	0	0	0	0	0	0	0	0	-	0	0	0.0	0	0.0	0	0.0
2245	0	0	0	0	0	0	0	0	0	0	0	0	0	0	12.2	0	0	0.0	0	0.0	0	0.0
2300	0	0	0	0	0	0	0	0	0	0	0	0	0	0	-	0	0	0.0	0	0.0	0	0.0
2315	0	0	0	0	0	0	0	0	0	0	0	0	0	0	-	0	0	0.0	0	0.0	0	0.0
2330	0	0	0	0	0	0	0	0	0	0	0	0	0	0	-	0	0	0.0	0	0.0	0	0.0
2345	0	0	0	0	0	0	0	0	0	0	0	0	0	0	-	0	0	0.0	0	0.0	0	0.0
07-19	19	63	20	0	0	0	0	0	0	0	0	0	0	0	12.5	15.7	0	0.0	0	0.0	0	0.0
06-22	20	73	22	0	0	0	0	0	0	0	0	0	0	0	12.6	15.7	0	0.0	0	0.0	0	0.0
06-00	20	76	22	0	0	0	0	0	0	0	0	0	0	0	12.6	15.7	0	0.0	0	0.0	0	0.0
00-00	20	80	22	0	0	0	0	0	0	0	0	0	0	0	12.6	15.6	0	0.0	0	0.0	0	0.0

	DIR 1
ALL VEHICLES	TOTAL
Mcycles	CLASS 1
Cars, taxis, 4WD	CLASS 2
LGV	CLASS 3
OGV1	CLASS 4
OGV2	CLASS 5
PSV	CLASS 6
	TIME
0 - 10 mph	0-10mph
10 - 15 mph	10-15mph
15 - 20 mph	15-20mph
20 - 25 mph	20-25mph
25 - 30 mph	25-30mph
30 - 35 mph	30-35mph
35 - 40 mph	35-40mph
40 - 45 mph	40-45mph
45 - 50 mph	45-50mph
50 - 60 mph	50-60mph
60 - 70 mph	60-70mph
70 - 80 mph	70-80mph
80 - 90 mph	80-90mph
90 - 100 mph	90mph+
AVG SPD	AVG SPD
85%ile	85%ile
> 30mph	PSL SPEEDING
% > 30mph	PSL% SPEEDING
	ACPO SPEEDING
	ACPO% SPEEDING
	DfT SPEEDING
	DfT% SPEEDING

PROJECT 35202 Ashford, Kent
SITE 35202-006
LOCATION HIGHWOOD DRIVE
DIRECTION **EASTBOUND →**
PSL 30mph

DIR 1

Mon 01 May
DAY 7

Time	Total	Cls 1	Cls 2	Cls 3	Cls 4	Cls 5	Cls 6	Fxt	Time
0000	0	0	0	0	0	0	0		0000
0015	0	0	0	0	0	0	0		0015
0030	0	0	0	0	0	0	0		0030
0045	0	0	0	0	0	0	0		0045
0100	0	0	0	0	0	0	0		0100
0115	0	0	0	0	0	0	0		0115
0130	0	0	0	0	0	0	0		0130
0145	0	0	0	0	0	0	0		0145
0200	1	0	1	0	0	0	0		0200
0215	0	0	0	0	0	0	0		0215
0230	0	0	0	0	0	0	0		0230
0245	0	0	0	0	0	0	0		0245
0300	1	0	1	0	0	0	0		0300
0315	1	1	0	0	0	0	0		0315
0330	0	0	0	0	0	0	0		0330
0345	0	0	0	0	0	0	0		0345
0400	0	0	0	0	0	0	0		0400
0415	0	0	0	0	0	0	0		0415
0430	0	0	0	0	0	0	0		0430
0445	0	0	0	0	0	0	0		0445
0500	0	0	0	0	0	0	0		0500
0515	0	0	0	0	0	0	0		0515
0530	0	0	0	0	0	0	0		0530
0545	0	0	0	0	0	0	0		0545
0600	0	0	0	0	0	0	0		0600
0615	0	0	0	0	0	0	0		0615
0630	0	0	0	0	0	0	0		0630
0645	0	0	0	0	0	0	0		0645
0700	0	0	0	0	0	0	0		0700
0715	0	0	0	0	0	0	0		0715
0730	2	2	0	0	0	0	0		0730
0745	2	2	0	0	0	0	0		0745
0800	3	3	0	0	0	0	0		0800
0815	0	0	0	0	0	0	0		0815
0830	1	1	0	0	0	0	0		0830
0845	0	0	0	0	0	0	0		0845
0900	0	0	0	0	0	0	0		0900
0915	0	0	0	0	0	0	0		0915
0930	0	0	0	0	0	0	0		0930
0945	1	1	0	0	0	0	0		0945
1000	3	3	0	0	0	0	0		1000
1015	4	4	0	0	0	0	0		1015
1030	2	2	0	0	0	0	0		1030
1045	1	1	0	0	0	0	0		1045
1100	2	2	0	0	0	0	0		1100
1115	1	1	0	0	0	0	0		1115
1130	2	2	0	0	0	0	0		1130
1145	4	4	0	0	0	0	0		1145
1200	3	2	1	0	0	0	0		1200
1215	1	1	0	0	0	0	0		1215
1230	1	1	0	0	0	0	0		1230
1245	1	1	0	0	0	0	0		1245
1300	0	0	0	0	0	0	0		1300
1315	2	2	0	0	0	0	0		1315
1330	1	1	0	0	0	0	0		1330
1345	2	2	0	0	0	0	0		1345
1400	1	1	0	0	0	0	0		1400
1415	5	4	1	0	0	0	0		1415
1430	4	4	0	0	0	0	0		1430
1445	5	3	1	1	0	0	0		1445
1500	3	3	0	0	0	0	0		1500
1515	2	2	0	0	0	0	0		1515
1530	3	3	0	0	0	0	0		1530
1545	0	0	0	0	0	0	0		1545
1600	2	2	0	0	0	0	0		1600
1615	0	0	0	0	0	0	0		1615
1630	2	2	0	0	0	0	0		1630
1645	1	1	0	0	0	0	0		1645
1700	3	3	0	0	0	0	0		1700
1715	6	6	0	0	0	0	0		1715
1730	1	1	0	0	0	0	0		1730
1745	2	2	0	0	0	0	0		1745
1800	0	0	0	0	0	0	0		1800
1815	0	0	0	0	0	0	0		1815
1830	2	2	0	0	0	0	0		1830
1845	0	0	0	0	0	0	0		1845
1900	1	1	0	0	0	0	0		1900
1915	0	0	0	0	0	0	0		1915
1930	3	3	0	0	0	0	0		1930
1945	1	1	0	0	0	0	0		1945
2000	0	0	0	0	0	0	0		2000
2015	2	2	0	0	0	0	0		2015
2030	2	2	0	0	0	0	0		2030
2045	1	1	0	0	0	0	0		2045
2100	1	1	0	0	0	0	0		2100
2115	1	1	0	0	0	0	0		2115
2130	0	0	0	0	0	0	0		2130
2145	0	0	0	0	0	0	0		2145
2200	0	0	0	0	0	0	0		2200
2215	0	0	0	0	0	0	0		2215
2230	0	0	0	0	0	0	0		2230
2245	1	1	0	0	0	0	0		2245
2300	0	0	0	0	0	0	0		2300
2315	0	0	0	0	0	0	0		2315
2330	1	0	1	0	0	0	0		2330
2345	0	0	0	0	0	0	0		2345
07-19	85	1	80	3	0	1	0		07-19
06-22	97	2	91	3	0	1	0		06-22
06-00	99	2	92	4	0	1	0		06-00
00-00	103	2	96	4	0	1	0		00-00

Time	Vbin 0 10	Vbin 10 15	Vbin 15 20	Vbin 20 25	Vbin 25 30	Vbin 30 35	Vbin 35 40	Vbin 40 45	Vbin 45 50	Vbin 50 60	Vbin 60 70	Vbin 70 80	Vbin 80 90	Vbin 90 100	Mean	V85	%>PSL 30	%>PSL% 30	ACPO PSL 35	ACPO PSL% 35	DfT PSL 45	DfT PSL% 45
0000	0	0	0	0	0	0	0	0	0	0	0	0	0	0	-	-	0	0.0	0	0.0	0	0.0
0015	0	1	0	0	0	0	0	0	0	0	0	0	0	0	13.3	-	0	0.0	0	0.0	0	0.0
0030	0	0	0	0	0	0	0	0	0	0	0	0	0	0	-	-	0	0.0	0	0.0	0	0.0
0045	0	0	0	0	0	0	0	0	0	0	0	0	0	0	-	-	0	0.0	0	0.0	0	0.0
0100	0	0	0	0	0	0	0	0	0	0	0	0	0	0	-	-	0	0.0	0	0.0	0	0.0
0115	0	0	0	0	0	0	0	0	0	0	0	0	0	0	-	-	0	0.0	0	0.0	0	0.0
0130	0	0	0	0	0	0	0	0	0	0	0	0	0	0	-	-	0	0.0	0	0.0	0	0.0
0145	0	0	0	0	0	0	0	0	0	0	0	0	0	0	-	-	0	0.0	0	0.0	0	0.0
0200	1	1	0	0	0	0	0	0	0	0	0	0	0	0	13.1	-	0	0.0	0	0.0	0	0.0
0215	0	0	0	0	0	0	0	0	0	0	0	0	0	0	-	-	0	0.0	0	0.0	0	0.0
0230	0	0	0	0	0	0	0	0	0	0	0	0	0	0	-	-	0	0.0	0	0.0	0	0.0
0245	0	0	0	0	0	0	0	0	0	0	0	0	0	0	-	-	0	0.0	0	0.0	0	0.0
0300	1	1	0	0	0	0	0	0	0	0	0	0	0	0	-	-	0	0.0	0	0.0	0	0.0
0315	1	0	1	0	0	0	0	0	0	0	0	0	0	0	-	-	0	0.0	0	0.0	0	0.0
0330	0	0	0	0	0	0	0	0	0	0	0	0	0	0	-	-	0	0.0	0	0.0	0	0.0
0345	0	0	0	0	0	0	0	0	0	0	0	0	0	0	-	-	0	0.0	0	0.0	0	0.0
0400	0	0	0	0	0	0	0	0	0	0	0	0	0	0	-	-	0	0.0	0	0.0	0	0.0
0415	0	0	0	0	0	0	0	0	0	0	0	0	0	0	-	-	0	0.0	0	0.0	0	0.0
0430	0	0	0	0	0	0	0	0	0	0	0	0	0	0	-	-	0	0.0	0	0.0	0	0.0
0445	0	0	0	0	0	0	0	0	0	0	0	0	0	0	-	-	0	0.0	0	0.0	0	0.0
0500	0	0	0	0	0	0	0	0	0	0	0	0	0	0	-	-	0	0.0	0	0.0	0	0.0
0515	0	0	0	0	0	0	0	0	0	0	0	0	0	0	-	-	0	0.0	0	0.0	0	0.0
0530	0	0	0	0	0	0	0	0	0	0	0	0	0	0	-	-	0	0.0	0	0.0	0	0.0
0545	0	0	0	0	0	0	0	0	0	0	0	0	0	0	-	-	0	0.0	0	0.0	0	0.0
0600	0	0	0	0	0	0	0	0	0	0	0	0	0	0	-	-	0	0.0	0	0.0	0	0.0
0615	0	0	0	0	0	0	0	0	0	0	0	0	0	0	-	-	0	0.0	0	0.0	0	0.0
0630	0	0	0	0	0	0	0	0	0	0	0	0	0	0	-	-	0	0.0	0	0.0	0	0.0
0645	0	0	0	0	0	0	0	0	0	0	0	0	0	0	-	-	0	0.0	0	0.0	0	0.0
0700	0	0	0	0	0	0	0	0	0	0	0	0	0	0	-	-	0	0.0	0	0.0	0	0.0
0715	0	0	0	0	0	0	0	0	0	0	0	0	0	0	-	-	0	0.0	0	0.0	0	0.0
0730	0	1	0	0	0	0	0	0	0	0	0	0	0	0	14.8	-	0	0.0	0	0.0	0	0.0
0745	0	1	0	0	0	0	0	0	0	0	0	0	0	0	-	-	0	0.0	0	0.0	0	0.0
0800	0	3	0	0	0	0	0	0	0	0	0	0	0	0	12.6	-	0	0.0	0	0.0	0	0.0
0815	0	0	0	0	0	0	0	0	0	0	0	0	0	0	-	-	0	0.0	0	0.0	0	0.0
0830	0	1	0	0	0	0	0	0	0	0	0	0	0	0	13.8	-	0	0.0	0	0.0	0	0.0
0845	0	1	0	0	0	0	0	0	0	0	0	0	0	0	-	-	0	0.0	0	0.0	0	0.0
0900	0	0	0	0	0	0	0	0	0	0	0	0	0	0	16.0	-	0	0.0	0	0.0	0	0.0
0915	0	0	0	0	0	0	0	0	0	0	0	0	0	0	-	-	0	0.0	0	0.0	0	0.0
0930	0	0	0	0	0	0	0	0	0	0	0	0	0	0	-	-	0	0.0	0	0.0	0	0.0
0945	0	0	0	0	0	0	0	0	0	0	0	0	0	0	-	-	0	0.0	0	0.0	0	0.0
1000	0	3	0	0	0	0	0	0	0	0	0	0	0	0	12.6	-	0	0.0	0	0.0	0	0.0
1015	0	3	1	0	0	0	0	0	0	0	0	0	0	0	13.8	-	0	0.0	0	0.0	0	0.0
1030	0	2	0	0	0	0	0	0	0	0	0	0	0	0	13.5	-	0	0.0	0	0.0	0	0.0
1045	0	1	0	0	0	0	0	0	0	0	0	0	0	0	11.7	-	0	0.0	0	0.0	0	0.0
1100	0	2	0	0	0	0	0	0	0	0	0	0	0	0	13.7	-	0	0.0	0	0.0	0	0.0
1115	0	1	0	0	0	0	0	0	0	0	0	0	0	0	14.9	-	0	0.0	0	0.0	0	0.0
1130	0	2	0	0	0	0	0	0	0	0	0	0	0	0	14.1	-	0	0.0	0	0.0	0	0.0
1145	0	3	1	0	0	0	0	0	0	0	0	0	0	0	13.3	-	0	0.0	0	0.0	0	0.0
1200	0	2	0	0	0	0	0	0	0	0	0	0	0	0	11.1	-	0	0.0	0	0.0	0	0.0
1215	0	1	0	0	0	0	0	0	0	0	0	0	0	0	18.7	-	0	0.0	0	0.0	0	0.0
1230	0	1	0	0	0	0	0	0	0	0	0	0	0	0	15.9	-	0	0.0	0	0.0	0	0.0
1245	0	1	0	0	0	0	0	0	0	0	0	0	0	0	11.8	-	0	0.0	0	0.0	0	0.0
1300	0	0	0	0	0	0	0	0	0	0	0	0	0	0	-	-	0	0.0	0	0.0	0	0.0
1315	0	2	0	0	0	0	0	0	0	0	0	0	0	0	12.4	-	0	0.0	0	0.0	0	0.0
1330	0	1	0	0	0	0	0	0	0	0	0	0	0	0	12.2	-	0	0.0	0	0.0	0	0.0
1345	0	2	0	0	0	0	0	0	0	0	0	0	0	0	14.6	-	0	0.0	0	0.0	0	0.0
1400	1	1	0	0	0	0	0	0	0	0	0	0	0	0	8.5	-	0	0.0	0	0.0	0	0.0
1415	0	4	1	0	0	0	0	0	0	0	0	0	0	0	10.0	-	0	0.0	0	0.0	0	0.0
1430	0	4	0	0	0	0	0	0	0	0	0	0	0	0	10.8	-	0	0.0	0	0.0	0	0.0
1445	2	2	0	0	0	0	0	0	0	0	0	0	0	0	11.5	-	0	0.0	0	0.0	0	0.0
1500	1	3	0	0	0	0	0	0	0	0	0	0	0	0	11.0	-	0	0.0	0	0.0	0	0.0
1515	2	2	0	0	0	0	0	0	0	0	0	0	0	0	12.5	-	0	0.0	0	0.0	0	0.0
1530	3	3	0	0	0	0	0	0	0	0	0	0	0	0	12.7	-	0	0.0	0	0.0	0	0.0
1545	0	1	0	0	0	0	0	0	0	0	0	0	0	0	-	-	0	0.0	0	0.0	0	0.0
1600	0	2	0	0	0	0	0	0	0	0	0	0	0	0	13.8	-	0	0.0	0	0.0	0	0.0
1615	0	0	0	0	0	0	0	0	0	0	0	0	0	0	11.5	-	0	0.0	0	0.0	0	0.0
1630	0	2	0	0	0	0	0	0	0	0	0	0	0	0	10.9	-	0	0.0	0	0.0	0	0.0
1645	0	1	0	0	0	0	0	0	0	0	0	0	0	0	13.3	-	0	0.0	0	0.0	0	0.0
1700	0	1	2	0	0	0	0	0	0	0	0	0	0	0	11.1	-	0	0.0	0	0.0	0	0.0
1715	0	5	1	0	0	0	0	0	0	0	0	0	0	0	13.2	-	0	0.0	0	0.0	0	0.0
1730	0	1	0	0	0	0	0	0	0	0	0	0	0	0	13.5	-	0	0.0	0	0.0	0	0.0
1745	0	2	0	0	0	0	0	0	0	0	0	0	0	0	12.9	-	0	0.0	0	0.0	0	0.0
1800	0	0	0	0	0	0	0	0	0	0	0	0	0	0	-	-	0	0.0	0	0.0	0	0.0
1815	0	0	0	0	0	0	0	0	0	0	0	0	0	0	-	-	0	0.0	0	0.0	0	0.0
1830	0	1	0	0	0	0	0	0	0	0	0	0	0	0	14.2	-	0	0.0	0	0.0	0	0.0
1845	1	1	0	0	0	0	0	0	0	0	0	0	0	0	11.3	-	0	0.0	0	0.0	0	0.0
1900	0	0	0	0	0	0	0	0	0	0	0	0	0	0	12.1	-	0	0.0	0	0.0	0	0.0
1915	0	0	0	0	0	0	0	0	0	0	0	0	0	0	-	-	0	0.0	0	0.0	0	0.0
1930	1	0	2	0	0	0	0	0	0	0	0	0	0	0	13.0	-	0	0.0	0	0.0	0	0.0
1945	0	1	0	0	0	0	0	0	0	0	0	0	0	0	14.1	-	0	0.0	0	0.0	0	0.0
2000	0	1	0	0	0	0	0	0	0	0	0	0	0	0	-	-	0	0.0	0	0.0	0	0.0
2015	1	1	0	0	0	0	0	0	0	0	0	0	0	0	11.2	-	0	0.0	0	0.0	0	0.0
2030	0	2	0	0	0	0	0	0	0	0	0	0	0	0	13.6	-	0	0.0	0	0.0	0	0.0
2045	0	1	0	0	0	0	0	0	0	0	0	0	0	0	12.9	-	0	0.0	0	0.0	0	0.0
2100	0	1	0	0	0	0	0	0	0	0	0	0	0	0	11.5	-	0	0.0	0	0.0	0	0.0
2115	0	1	0	0	0	0	0	0	0	0	0	0	0	0	11.1	-	0	0.0	0	0.0	0	0.0
2130	0	0	0	0	0	0	0	0	0	0	0	0	0	0	-	-	0	0.0	0	0.0	0	0.0
2145	0	0	0	0	0	0	0	0	0	0	0	0	0	0	-	-	0	0.0	0	0.0	0	0.0
2200	0	0	0	0	0	0	0	0	0	0	0	0	0	0	-	-	0	0.0	0	0.0	0	0.0
2215	0	0	0	0	0	0	0	0	0	0	0	0	0	0	-	-	0	0.0	0	0.0	0	0.0
2230	0	0	0	0	0	0	0	0	0	0	0	0	0	0	-	-	0	0.0	0	0.0	0	0.0
2245	0	1	0	0	0	0	0	0	0	0	0	0	0	0	14.1	-	0	0.0	0	0.0	0	0.0
2300	0	0	0	0	0	0	0	0	0	0	0	0	0	0	-	-	0	0.0	0	0.0	0	0.0
2315	0	0	0	0	0	0	0	0	0	0	0	0	0	0	-	-	0	0.0	0	0.0	0	0.0
2330	0	1	0	0	0	0	0	0	0	0	0	0	0	0	12.7	-	0	0.0	0	0.0	0	0.0
2345	0	0	0	0	0	0	0	0	0	0	0	0	0	0	-	-	0	0.0	0	0.0	0	0.0
07-19	11	61	13	0	0	0	0	0	0	0	0	0	0	0	12.6	15.0	0	0.0	0	0.0	0	0.0
06-22	13	69	15	0	0	0	0	0	0	0	0	0	0	0	12.6	15.0	0	0.0	0	0.0	0	0.0
06-00	13	71	15	0	0	0	0	0	0	0	0	0	0	0	12.6	15.0	0	0.0	0	0.0	0	0.0
00-00	13	74	16	0	0	0	0	0	0	0	0	0	0	0	12.7	15.0	0	0.0	0	0.0	0	0.0

	DIR 1
ALL VEHICLES	TOTAL
Mcycles	CLASS 1
Cars, taxis, 4WD	CLASS 2
LGV	CLASS 3
OGV1	CLASS 4
OGV2	CLASS 5
PSV	CLASS 6
	TIME
0 - 10 mph	0-10mph
10 - 15 mph	10-15mph
15 - 20 mph	15-20mph
20 - 25 mph	20-25mph
25 - 30 mph	25-30mph
30 - 35 mph	30-35mph
35 - 40 mph	35-40mph
40 - 45 mph	40-45mph
45 - 50 mph	45-50mph
50 - 60 mph	50-60mph
60 - 70 mph	60-70mph
70 - 80 mph	70-80mph
80 - 90 mph	80-90mph
90 - 100 mph	90mph+
AVG SPD	AVG SPD
85%ile	85%ile
> 30mph	PSL SPEEDING
% > 30mph	PSL% SPEEDING
	ACPO SPEEDING
	ACPO% SPEEDING
	DfT SPEEDING
	DfT% SPEEDING

PROJECT 35202 Ashford, Kent
SITE 35202-006
LOCATION HIGHWOOD DRIVE
DIRECTION **WESTBOUND →**
PSL 30mph

DIR 2

Tue 25 Apr
DAY 1

TIME	TOTAL	CLS 1	CLS 2	CLS 3	CLS 4	CLS 5	CLS 6	SPD1 0 10	SPD2 10 15	SPD3 15 20	SPD4 20 25	SPD5 25 30	SPD6 30 35	SPD7 35 40	SPD8 40 45	SPD9 45 50	SPD10 50 60	SPD11 60 70	SPD12 70 80	SPD13 80 90	SPD14 90 100	AVG	85%ile	PSL 30	PSL% 30	ACPO 35	ACPO% 35	DfT 45	DfT% 45
0000	0	0	0	0	0	0	0	0	0	0	0	0	0	0	0	0	0	0	0	0	0	-	-	0	0.0	0	0.0	0	0.0
0015	0	0	0	0	0	0	0	0	0	0	0	0	0	0	0	0	0	0	0	0	0	-	-	0	0.0	0	0.0	0	0.0
0030	0	0	0	0	0	0	0	0	0	0	0	0	0	0	0	0	0	0	0	0	0	-	-	0	0.0	0	0.0	0	0.0
0045	0	0	0	0	0	0	0	0	0	0	0	0	0	0	0	0	0	0	0	0	0	-	-	0	0.0	0	0.0	0	0.0
0100	0	0	0	0	0	0	0	0	0	0	0	0	0	0	0	0	0	0	0	0	0	-	-	0	0.0	0	0.0	0	0.0
0115	0	0	0	0	0	0	0	0	0	0	0	0	0	0	0	0	0	0	0	0	0	-	-	0	0.0	0	0.0	0	0.0
0130	0	0	0	0	0	0	0	0	0	0	0	0	0	0	0	0	0	0	0	0	0	-	-	0	0.0	0	0.0	0	0.0
0145	0	0	0	0	0	0	0	0	0	0	0	0	0	0	0	0	0	0	0	0	0	-	-	0	0.0	0	0.0	0	0.0
0200	0	0	0	0	0	0	0	0	0	0	0	0	0	0	0	0	0	0	0	0	0	-	-	0	0.0	0	0.0	0	0.0
0215	0	0	0	0	0	0	0	0	0	0	0	0	0	0	0	0	0	0	0	0	0	-	-	0	0.0	0	0.0	0	0.0
0230	0	0	0	0	0	0	0	0	0	0	0	0	0	0	0	0	0	0	0	0	0	-	-	0	0.0	0	0.0	0	0.0
0245	0	0	0	0	0	0	0	0	0	0	0	0	0	0	0	0	0	0	0	0	0	-	-	0	0.0	0	0.0	0	0.0
0300	0	0	0	0	0	0	0	0	0	0	0	0	0	0	0	0	0	0	0	0	0	-	-	0	0.0	0	0.0	0	0.0
0315	0	0	0	0	0	0	0	0	0	0	0	0	0	0	0	0	0	0	0	0	0	-	-	0	0.0	0	0.0	0	0.0
0330	0	0	0	0	0	0	0	0	0	0	0	0	0	0	0	0	0	0	0	0	0	-	-	0	0.0	0	0.0	0	0.0
0345	0	0	0	0	0	0	0	0	0	0	0	0	0	0	0	0	0	0	0	0	0	-	-	0	0.0	0	0.0	0	0.0
0400	0	0	0	0	0	0	0	0	0	0	0	0	0	0	0	0	0	0	0	0	0	-	-	0	0.0	0	0.0	0	0.0
0415	0	0	0	0	0	0	0	0	0	0	0	0	0	0	0	0	0	0	0	0	0	-	-	0	0.0	0	0.0	0	0.0
0430	0	0	0	0	0	0	0	0	0	0	0	0	0	0	0	0	0	0	0	0	0	-	-	0	0.0	0	0.0	0	0.0
0445	0	0	0	0	0	0	0	0	0	0	0	0	0	0	0	0	0	0	0	0	0	-	-	0	0.0	0	0.0	0	0.0
0500	0	0	0	0	0	0	0	0	0	0	0	0	0	0	0	0	0	0	0	0	0	-	-	0	0.0	0	0.0	0	0.0
0515	0	0	0	0	0	0	0	0	0	0	0	0	0	0	0	0	0	0	0	0	0	-	-	0	0.0	0	0.0	0	0.0
0530	0	0	0	0	0	0	0	0	0	0	0	0	0	0	0	0	0	0	0	0	0	-	-	0	0.0	0	0.0	0	0.0
0545	0	0	0	0	0	0	0	0	0	0	0	0	0	0	0	0	0	0	0	0	0	-	-	0	0.0	0	0.0	0	0.0
0600	2	2	0	0	0	0	0	0	1	1	0	0	0	0	0	0	0	0	0	0	0	-	-	0	0.0	0	0.0	0	0.0
0615	0	0	0	0	0	0	0	0	0	0	0	0	0	0	0	0	0	0	0	0	0	-	-	0	0.0	0	0.0	0	0.0
0630	2	2	0	0	0	0	0	0	2	0	0	0	0	0	0	0	0	0	0	0	0	10.3	-	0	0.0	0	0.0	0	0.0
0645	4	2	2	0	0	0	0	1	3	0	0	0	0	0	0	0	0	0	0	0	0	11.2	-	0	0.0	0	0.0	0	0.0
0700	0	0	0	0	0	0	0	0	0	0	0	0	0	0	0	0	0	0	0	0	0	11.6	-	0	0.0	0	0.0	0	0.0
0715	3	1	2	0	0	0	0	1	2	0	0	0	0	0	0	0	0	0	0	0	0	10.7	-	0	0.0	0	0.0	0	0.0
0730	5	3	2	0	0	0	0	0	4	1	0	0	0	0	0	0	0	0	0	0	0	13.7	-	0	0.0	0	0.0	0	0.0
0745	7	5	2	0	0	0	0	1	6	0	0	0	0	0	0	0	0	0	0	0	0	10.9	-	0	0.0	0	0.0	0	0.0
0800	11	8	3	0	0	0	0	0	11	0	0	0	0	0	0	0	0	0	0	0	0	12.3	12.9	0	0.0	0	0.0	0	0.0
0815	2	2	1	0	0	0	0	0	2	0	0	0	0	0	0	0	0	0	0	0	0	11.0	-	0	0.0	0	0.0	0	0.0
0830	9	7	2	0	0	0	0	1	8	0	0	0	0	0	0	0	0	0	0	0	0	11.1	-	0	0.0	0	0.0	0	0.0
0845	1	1	0	0	0	0	0	0	1	0	0	0	0	0	0	0	0	0	0	0	0	14.8	-	0	0.0	0	0.0	0	0.0
0900	1	1	0	0	0	0	0	0	1	0	0	0	0	0	0	0	0	0	0	0	0	13.0	-	0	0.0	0	0.0	0	0.0
0915	1	1	0	0	0	0	0	0	1	0	0	0	0	0	0	0	0	0	0	0	0	13.0	-	0	0.0	0	0.0	0	0.0
0930	0	0	0	0	0	0	0	0	0	0	0	0	0	0	0	0	0	0	0	0	0	13.6	-	0	0.0	0	0.0	0	0.0
0945	3	3	0	0	0	0	0	0	3	0	0	0	0	0	0	0	0	0	0	0	0	-	-	0	0.0	0	0.0	0	0.0
1000	2	2	0	0	0	0	0	1	1	0	0	0	0	0	0	0	0	0	0	0	0	13.6	-	0	0.0	0	0.0	0	0.0
1015	3	3	0	0	0	0	0	0	3	0	0	0	0	0	0	0	0	0	0	0	0	9.8	-	0	0.0	0	0.0	0	0.0
1030	3	3	0	0	0	0	0	2	1	0	0	0	0	0	0	0	0	0	0	0	0	10.3	-	0	0.0	0	0.0	0	0.0
1045	1	1	0	0	0	0	0	1	0	0	0	0	0	0	0	0	0	0	0	0	0	10.5	-	0	0.0	0	0.0	0	0.0
1100	2	1	0	0	0	0	0	0	2	0	0	0	0	0	0	0	0	0	0	0	0	12.9	-	0	0.0	0	0.0	0	0.0
1115	3	3	0	0	0	0	0	1	2	0	0	0	0	0	0	0	0	0	0	0	0	15.0	-	0	0.0	0	0.0	0	0.0
1130	3	3	0	0	0	0	0	1	2	0	0	0	0	0	0	0	0	0	0	0	0	11.6	-	0	0.0	0	0.0	0	0.0
1145	7	4	2	1	0	0	0	1	5	1	0	0	0	0	0	0	0	0	0	0	0	12.1	-	0	0.0	0	0.0	0	0.0
1200	2	2	0	0	0	0	0	0	2	0	0	0	0	0	0	0	0	0	0	0	0	13.3	-	0	0.0	0	0.0	0	0.0
1215	2	2	0	0	0	0	0	0	2	0	0	0	0	0	0	0	0	0	0	0	0	-	-	0	0.0	0	0.0	0	0.0
1230	0	0	0	0	0	0	0	0	0	0	0	0	0	0	0	0	0	0	0	0	0	12.5	-	0	0.0	0	0.0	0	0.0
1245	1	1	0	0	0	0	0	0	1	0	0	0	0	0	0	0	0	0	0	0	0	10.3	-	0	0.0	0	0.0	0	0.0
1300	4	2	2	0	0	0	0	1	3	0	0	0	0	0	0	0	0	0	0	0	0	12.5	-	0	0.0	0	0.0	0	0.0
1315	2	2	0	0	0	0	0	0	2	0	0	0	0	0	0	0	0	0	0	0	0	12.7	-	0	0.0	0	0.0	0	0.0
1330	2	1	0	0	0	0	0	1	1	0	0	0	0	0	0	0	0	0	0	0	0	10.3	-	0	0.0	0	0.0	0	0.0
1345	2	1	0	0	0	0	0	1	1	0	0	0	0	0	0	0	0	0	0	0	0	14.7	-	0	0.0	0	0.0	0	0.0
1400	1	1	0	0	0	0	0	0	1	0	0	0	0	0	0	0	0	0	0	0	0	12.6	-	0	0.0	0	0.0	0	0.0
1415	1	1	0	0	0	0	0	0	1	0	0	0	0	0	0	0	0	0	0	0	0	13.8	-	0	0.0	0	0.0	0	0.0
1430	2	1	1	0	0	0	0	0	2	0	0	0	0	0	0	0	0	0	0	0	0	10.9	-	0	0.0	0	0.0	0	0.0
1445	4	2	1	0	0	0	0	1	3	0	0	0	0	0	0	0	0	0	0	0	0	10.8	-	0	0.0	0	0.0	0	0.0
1500	6	4	2	0	0	0	0	1	5	0	0	0	0	0	0	0	0	0	0	0	0	11.3	-	0	0.0	0	0.0	0	0.0
1515	3	3	0	0	0	0	0	1	3	0	0	0	0	0	0	0	0	0	0	0	0	10.5	-	0	0.0	0	0.0	0	0.0
1530	4	3	1	0	0	0	0	1	3	0	0	0	0	0	0	0	0	0	0	0	0	11.2	-	0	0.0	0	0.0	0	0.0
1545	6	4	2	0	0	0	0	0	6	0	0	0	0	0	0	0	0	0	0	0	0	12.3	-	0	0.0	0	0.0	0	0.0
1600	6	6	0	0	0	0	0	0	5	0	0	0	0	0	0	0	0	0	0	0	0	11.5	-	0	0.0	0	0.0	0	0.0
1615	5	5	1	0	0	0	0	1	3	0	0	0	0	0	0	0	0	0	0	0	0	12.5	-	0	0.0	0	0.0	0	0.0
1630	3	2	1	0	0	0	0	1	2	0	0	0	0	0	0	0	0	0	0	0	0	11.8	-	0	0.0	0	0.0	0	0.0
1645	4	4	0	0	0	0	0	1	3	0	0	0	0	0	0	0	0	0	0	0	0	11.8	-	0	0.0	0	0.0	0	0.0
1700	6	5	1	0	0	0	0	0	6	0	0	0	0	0	0	0	0	0	0	0	0	11.6	-	0	0.0	0	0.0	0	0.0
1715	2	1	1	0	0	0	0	0	2	0	0	0	0	0	0	0	0	0	0	0	0	10.9	-	0	0.0	0	0.0	0	0.0
1730	3	3	0	0	0	0	0	1	2	0	0	0	0	0	0	0	0	0	0	0	0	11.4	-	0	0.0	0	0.0	0	0.0
1745	3	3	0	0	0	0	0	1	3	0	0	0	0	0	0	0	0	0	0	0	0	10.7	-	0	0.0	0	0.0	0	0.0
1800	6	5	1	0	0	0	0	1	5	0	0	0	0	0	0	0	0	0	0	0	0	11.3	-	0	0.0	0	0.0	0	0.0
1815	3	3	0	0	0	0	0	1	2	0	0	0	0	0	0	0	0	0	0	0	0	10.0	-	0	0.0	0	0.0	0	0.0
1830	1	1	0	0	0	0	0	1	1	0	0	0	0	0	0	0	0	0	0	0	0	11.0	-	0	0.0	0	0.0	0	0.0
1845	2	1	0	0	0	0	0	1	1	0	0	0	0	0	0	0	0	0	0	0	0	12.7	-	0	0.0	0	0.0	0	0.0
1900	1	1	0	0	0	0	0	0	1	0	0	0	0	0	0	0	0	0	0	0	0	9.0	-	0	0.0	0	0.0	0	0.0
1915	2	2	0	0	0	0	0	1	1	0	0	0	0	0	0	0	0	0	0	0	0	14.9	-	0	0.0	0	0.0	0	0.0
1930	2	2	1	0	0	0	0	1	2	0	0	0	0	0	0	0	0	0	0	0	0	-	-	0	0.0	0	0.0	0	0.0
1945	1	1	0	0	0	0	0	0	1	0	0	0	0	0	0	0	0	0	0	0	0	12.7	-	0	0.0	0	0.0	0	0.0
2000	1	1	0	0	0	0	0	0	1	0	0	0	0	0	0	0	0	0	0	0	0	10.6	-	0	0.0	0	0.0	0	0.0
2015	0	0	0	0	0	0	0	0	0	0	0	0	0	0	0	0	0	0	0	0	0	13.1	-	0	0.0	0	0.0	0	0.0
2030	0	0	0	0	0	0	0	0	0	0	0	0	0	0	0	0	0	0	0	0	0	-	-	0	0.0	0	0.0	0	0.0
2045	0	0	0	0	0	0	0	0	0	0	0	0	0	0	0	0	0	0	0	0	0	-	-	0	0.0	0	0.0	0	0.0
2100	1	1	0	0	0	0	0	0	1	0	0	0	0	0	0	0	0	0	0	0	0	-	-	0	0.0	0	0.0	0	0.0
2115	0	0	0	0	0	0	0	0	0	0	0	0	0	0	0	0	0	0	0	0	0	-	-	0	0.0	0	0.0	0	0.0
2130	0	0	0	0	0	0	0	0	0	0	0	0	0	0	0	0	0	0	0	0	0	-	-	0	0.0	0	0.0	0	0.0
2145	0	0	0	0	0	0	0	0	0	0	0	0	0	0	0	0	0	0	0	0	0	-	-	0	0.0	0	0.0	0	0.0
2200	0	0	0	0	0	0	0	0	0	0	0	0	0	0	0	0	0	0	0	0	0	-	-	0	0.0	0	0.0	0	0.0
2215	0	0	0	0	0	0	0	0	0	0	0	0	0	0	0	0	0	0	0	0	0	-	-	0	0.0	0	0.0	0	0.0
2230	1	1	0	0	0	0	0	0	1	0	0	0	0	0	0	0	0	0	0	0	0	-	-	0	0.0	0	0.0	0	0.0
2245	0	0	0	0	0	0	0	0	0	0	0	0	0	0	0	0	0	0	0	0	0	-	-	0	0.0	0	0.0	0	0.0
2300	0	0	0	0	0	0	0	0	0	0	0	0	0	0	0	0	0	0	0	0	0	-	-	0	0.0	0	0.0	0	0.0
2315	0	0	0	0	0	0	0	0	0	0	0	0	0	0	0	0	0	0	0	0	0	-	-	0	0.0	0	0.0	0	0.0
2330	0	0	0	0	0	0	0	0	0	0	0	0	0	0	0	0	0	0	0	0	0	-	-	0	0.0	0	0.0	0	0.0
2345	0	0	0	0	0	0	0	0	0	0	0	0	0	0	0	0	0	0	0	0	0	-	-	0	0.0	0	0.0	0	0.0
07-19	149	0	111	36	2	0	0	0	116	0	0	0	0	0	0	0	0	0	0	0	0	13.1	116	0	0.0	0	0.0	0	0.0
06-22	166	0	124	40	2	0	0	0	116	0	0	0	0	0	0	0	0	0	0	0	0	13.2	116	0	0.0	0	0.0	0	0.0
06-00	167	0	125	40	2	0	0	0	116	0	0	0	0	0	0	0	0	0	0	0	0	13.2	116	0	0.0	0	0.0	0	0.0
00-00	167	0	125	40	2	0	0	0	116	0	0	0	0	0	0	0	0	0	0	0	0	13.2	116	0	0.0	0	0.0	0	0.0

ALL VEHICLES	TOTAL
Mcycles	CLASS 1
Cars, taxis, 4WD	CLASS 2
LGV	CLASS 3
OGV1	CLASS 4
OGV2	CLASS 5
PSV	CLASS 6
	TIME
0 - 10 mph	0-10mph
10 - 15 mph	10-15mph
15 - 20 mph	15-20mph
20 - 25 mph	20-25mph
25 - 30 mph	25-30mph
30 - 35 mph	30-35mph
35 - 40 mph	35-40mph
40 - 45 mph	40-45mph
45 - 50 mph	45-50mph
50 - 60 mph	50-60mph
60 - 70 mph	60-70mph
70 - 80 mph	70-80mph
80 - 90 mph	80-90mph
90 - 100 mph	90mph+
AVG SPD	AVG SPD
85%ile	85%ile
> 30mph	PSL SPEEDING
% > 30mph	PSL% SPEEDING
	ACPO SPEEDING
	ACPO% SPEEDING
	DfT SPEEDING
	DfT% SPEEDING

PROJECT 35202 Ashford, Kent
SITE 35202-006
LOCATION HIGHWOOD DRIVE
DIRECTION **WESTBOUND →**
PSL 30mph

DIR 2

Wed 26 Apr
DAY 2

	TOTAL	CLASS 1	CLASS 2	CLASS 3	CLASS 4	CLASS 5	CLASS 6
ALL VEHICLES							
Mcycles							
Cars, taxis, 4WD							
LGV							
OGV1							
OGV2							
PSV							

TIME	0-10mph	10-15mph	15-20mph	20-25mph	25-30mph	30-35mph	35-40mph	40-45mph	45-50mph	50-60mph	60-70mph	70-80mph	80-90mph	90mph+	AVG SPD	85%ile	PSL SPEEDING	PSL% SPEEDING	ACPO SPEEDING	ACPO% SPEEDING	DfT SPEEDING	DfT% SPEEDING
0000	0	0	0	0	0	0	0	0	0	0	0	0	0	0	-	0	0	0.0	0	0.0	0	0.0
0015	0	0	0	0	0	0	0	0	0	0	0	0	0	0	-	0	0	0.0	0	0.0	0	0.0
0030	0	0	0	0	0	0	0	0	0	0	0	0	0	0	-	0	0	0.0	0	0.0	0	0.0
0045	0	0	0	0	0	0	0	0	0	0	0	0	0	0	-	0	0	0.0	0	0.0	0	0.0
0100	0	0	0	0	0	0	0	0	0	0	0	0	0	0	-	0	0	0.0	0	0.0	0	0.0
0115	0	0	0	0	0	0	0	0	0	0	0	0	0	0	-	0	0	0.0	0	0.0	0	0.0
0130	0	0	0	0	0	0	0	0	0	0	0	0	0	0	-	0	0	0.0	0	0.0	0	0.0
0145	0	0	0	0	0	0	0	0	0	0	0	0	0	0	-	0	0	0.0	0	0.0	0	0.0
0200	0	0	0	0	0	0	0	0	0	0	0	0	0	0	-	0	0	0.0	0	0.0	0	0.0
0215	0	0	0	0	0	0	0	0	0	0	0	0	0	0	-	0	0	0.0	0	0.0	0	0.0
0230	0	0	0	0	0	0	0	0	0	0	0	0	0	0	-	0	0	0.0	0	0.0	0	0.0
0245	0	0	0	0	0	0	0	0	0	0	0	0	0	0	-	0	0	0.0	0	0.0	0	0.0
0300	0	0	0	0	0	0	0	0	0	0	0	0	0	0	-	0	0	0.0	0	0.0	0	0.0
0315	0	0	0	0	0	0	0	0	0	0	0	0	0	0	-	0	0	0.0	0	0.0	0	0.0
0330	0	0	0	0	0	0	0	0	0	0	0	0	0	0	-	0	0	0.0	0	0.0	0	0.0
0345	0	0	0	0	0	0	0	0	0	0	0	0	0	0	-	0	0	0.0	0	0.0	0	0.0
0400	0	0	0	0	0	0	0	0	0	0	0	0	0	0	-	0	0	0.0	0	0.0	0	0.0
0415	2	0	1	1	0	0	0	0	0	0	0	0	0	0	-	0	0	0.0	0	0.0	0	0.0
0430	0	0	0	0	0	0	0	0	0	0	0	0	0	0	-	0	0	0.0	0	0.0	0	0.0
0445	1	0	1	0	0	0	0	0	0	0	0	0	0	0	-	0	0	0.0	0	0.0	0	0.0
0500	0	0	0	0	0	0	0	0	0	0	0	0	0	0	-	0	0	0.0	0	0.0	0	0.0
0515	0	0	0	0	0	0	0	0	0	0	0	0	0	0	-	0	0	0.0	0	0.0	0	0.0
0530	0	0	0	0	0	0	0	0	0	0	0	0	0	0	-	0	0	0.0	0	0.0	0	0.0
0545	0	0	0	0	0	0	0	0	0	0	0	0	0	0	-	0	0	0.0	0	0.0	0	0.0
0600	3	0	1	2	0	0	0	0	0	0	0	0	0	0	-	0	0	0.0	0	0.0	0	0.0
0615	0	0	0	0	0	0	0	0	0	0	0	0	0	0	-	0	0	0.0	0	0.0	0	0.0
0630	2	0	1	0	0	0	0	0	0	0	0	0	0	0	-	0	0	0.0	0	0.0	0	0.0
0645	1	0	1	0	0	0	0	0	0	0	0	0	0	0	-	0	0	0.0	0	0.0	0	0.0
0700	3	1	2	0	0	0	0	0	0	0	0	0	0	0	9.6	0	0	0.0	0	0.0	0	0.0
0715	2	0	0	0	0	0	0	0	0	0	0	0	0	0	9.3	0	0	0.0	0	0.0	0	0.0
0730	6	2	4	0	0	0	0	0	0	0	0	0	0	0	13.3	0	0	0.0	0	0.0	0	0.0
0745	5	0	4	1	0	0	0	0	0	0	0	0	0	0	11.6	0	0	0.0	0	0.0	0	0.0
0800	5	0	5	0	0	0	0	0	0	0	0	0	0	0	12.9	0	0	0.0	0	0.0	0	0.0
0815	6	0	4	2	0	0	0	0	0	0	0	0	0	0	11.3	0	0	0.0	0	0.0	0	0.0
0830	8	0	5	3	0	0	0	0	0	0	0	0	0	0	10.1	0	0	0.0	0	0.0	0	0.0
0845	0	0	0	0	0	0	0	0	0	0	0	0	0	0	-	0	0	0.0	0	0.0	0	0.0
0900	1	0	1	0	0	0	0	0	0	0	0	0	0	0	11.9	0	0	0.0	0	0.0	0	0.0
0915	2	0	2	0	0	0	0	0	0	0	0	0	0	0	-	0	0	0.0	0	0.0	0	0.0
0930	3	0	3	0	0	0	0	0	0	0	0	0	0	0	10.3	0	0	0.0	0	0.0	0	0.0
0945	2	0	2	0	0	0	0	0	0	0	0	0	0	0	11.9	0	0	0.0	0	0.0	0	0.0
1000	1	0	1	0	0	0	0	0	0	0	0	0	0	0	-	0	0	0.0	0	0.0	0	0.0
1015	2	0	2	0	0	0	0	0	0	0	0	0	0	0	11.9	0	0	0.0	0	0.0	0	0.0
1030	2	0	2	0	0	0	0	0	0	0	0	0	0	0	11.3	0	0	0.0	0	0.0	0	0.0
1045	0	0	0	0	0	0	0	0	0	0	0	0	0	0	12.9	0	0	0.0	0	0.0	0	0.0
1100	3	0	2	1	0	0	0	0	0	0	0	0	0	0	11.6	0	0	0.0	0	0.0	0	0.0
1115	3	0	2	1	0	0	0	0	0	0	0	0	0	0	13.3	0	0	0.0	0	0.0	0	0.0
1130	2	0	2	0	0	0	0	0	0	0	0	0	0	0	-	0	0	0.0	0	0.0	0	0.0
1145	8	3	7	1	0	0	0	0	0	0	0	0	0	0	10.5	0	0	0.0	0	0.0	0	0.0
1200	3	0	1	2	0	0	0	0	0	0	0	0	0	0	12.6	0	0	0.0	0	0.0	0	0.0
1215	2	0	2	0	0	0	0	0	0	0	0	0	0	0	9.5	0	0	0.0	0	0.0	0	0.0
1230	4	0	2	2	0	0	0	0	0	0	0	0	0	0	9.9	0	0	0.0	0	0.0	0	0.0
1245	4	0	2	2	0	0	0	0	0	0	0	0	0	0	14.1	0	0	0.0	0	0.0	0	0.0
1300	2	0	2	0	0	0	0	0	0	0	0	0	0	0	11.3	0	0	0.0	0	0.0	0	0.0
1315	4	0	3	1	0	0	0	0	0	0	0	0	0	0	11.1	0	0	0.0	0	0.0	0	0.0
1330	1	0	1	0	0	0	0	0	0	0	0	0	0	0	12.0	0	0	0.0	0	0.0	0	0.0
1345	5	2	3	0	0	0	0	0	0	0	0	0	0	0	10.2	0	0	0.0	0	0.0	0	0.0
1400	2	0	2	0	0	0	0	0	0	0	0	0	0	0	10.1	0	0	0.0	0	0.0	0	0.0
1415	1	0	1	0	0	0	0	0	0	0	0	0	0	0	12.0	0	0	0.0	0	0.0	0	0.0
1430	1	0	0	1	0	0	0	0	0	0	0	0	0	0	9.8	0	0	0.0	0	0.0	0	0.0
1445	5	0	4	1	0	0	0	0	0	0	0	0	0	0	11.6	0	0	0.0	0	0.0	0	0.0
1500	2	0	1	1	0	0	0	0	0	0	0	0	0	0	12.7	0	0	0.0	0	0.0	0	0.0
1515	4	0	3	1	0	0	0	0	0	0	0	0	0	0	12.1	0	0	0.0	0	0.0	0	0.0
1530	1	0	1	0	0	0	0	0	0	0	0	0	0	0	13.0	0	0	0.0	0	0.0	0	0.0
1545	3	0	2	1	0	0	0	0	0	0	0	0	0	0	11.3	0	0	0.0	0	0.0	0	0.0
1600	5	0	3	2	0	0	0	0	0	0	0	0	0	0	11.5	0	0	0.0	0	0.0	0	0.0
1615	6	0	3	1	2	0	0	0	0	0	0	0	0	0	11.2	0	0	0.0	0	0.0	0	0.0
1630	5	0	2	3	0	0	0	0	0	0	0	0	0	0	11.8	0	0	0.0	0	0.0	0	0.0
1645	1	0	1	0	0	0	0	0	0	0	0	0	0	0	11.2	0	0	0.0	0	0.0	0	0.0
1700	3	0	2	1	0	0	0	0	0	0	0	0	0	0	12.9	0	0	0.0	0	0.0	0	0.0
1715	2	0	2	0	0	0	0	0	0	0	0	0	0	0	11.8	0	0	0.0	0	0.0	0	0.0
1730	1	0	0	0	0	0	0	0	0	0	0	0	0	0	13.2	0	0	0.0	0	0.0	0	0.0
1745	1	0	1	0	0	0	0	0	0	0	0	0	0	0	-	0	0	0.0	0	0.0	0	0.0
1800	5	0	5	0	0	0	0	0	0	0	0	0	0	0	6.8	0	0	0.0	0	0.0	0	0.0
1815	5	0	3	1	1	0	0	0	0	0	0	0	0	0	10.7	0	0	0.0	0	0.0	0	0.0
1830	3	0	2	1	0	0	0	0	0	0	0	0	0	0	8.3	0	0	0.0	0	0.0	0	0.0
1845	3	0	0	0	0	0	0	0	0	0	0	0	0	0	11.0	0	0	0.0	0	0.0	0	0.0
1900	3	0	2	1	0	0	0	0	0	0	0	0	0	0	11.7	0	0	0.0	0	0.0	0	0.0
1915	1	0	1	0	0	0	0	0	0	0	0	0	0	0	-	0	0	0.0	0	0.0	0	0.0
1930	1	0	1	0	0	0	0	0	0	0	0	0	0	0	10.6	0	0	0.0	0	0.0	0	0.0
1945	1	0	1	0	0	0	0	0	0	0	0	0	0	0	18.7	0	0	0.0	0	0.0	0	0.0
2000	0	0	0	0	0	0	0	0	0	0	0	0	0	0	14.6	0	0	0.0	0	0.0	0	0.0
2015	0	0	0	0	0	0	0	0	0	0	0	0	0	0	-	0	0	0.0	0	0.0	0	0.0
2030	0	0	0	0	0	0	0	0	0	0	0	0	0	0	-	0	0	0.0	0	0.0	0	0.0
2045	0	0	0	0	0	0	0	0	0	0	0	0	0	0	-	0	0	0.0	0	0.0	0	0.0
2100	0	0	0	0	0	0	0	0	0	0	0	0	0	0	-	0	0	0.0	0	0.0	0	0.0
2115	0	0	0	0	0	0	0	0	0	0	0	0	0	0	-	0	0	0.0	0	0.0	0	0.0
2130	0	0	0	0	0	0	0	0	0	0	0	0	0	0	-	0	0	0.0	0	0.0	0	0.0
2145	0	0	0	0	0	0	0	0	0	0	0	0	0	0	-	0	0	0.0	0	0.0	0	0.0
2200	0	0	0	0	0	0	0	0	0	0	0	0	0	0	-	0	0	0.0	0	0.0	0	0.0
2215	0	0	0	0	0	0	0	0	0	0	0	0	0	0	-	0	0	0.0	0	0.0	0	0.0
2230	1	0	1	0	0	0	0	0	0	0	0	0	0	0	9.9	0	0	0.0	0	0.0	0	0.0
2245	0	0	0	0	0	0	0	0	0	0	0	0	0	0	-	0	0	0.0	0	0.0	0	0.0
2300	0	0	0	0	0	0	0	0	0	0	0	0	0	0	-	0	0	0.0	0	0.0	0	0.0
2315	0	0	0	0	0	0	0	0	0	0	0	0	0	0	-	0	0	0.0	0	0.0	0	0.0
2330	0	0	0	0	0	0	0	0	0	0	0	0	0	0	-	0	0	0.0	0	0.0	0	0.0
2345	0	0	0	0	0	0	0	0	0	0	0	0	0	0	-	0	0	0.0	0	0.0	0	0.0
07-19	144	0	103	36	5	0	0	0	0	0	0	0	0	0	11.2	13.2	0	0.0	0	0.0	0	0.0
06-22	155	1	110	39	5	0	0	0	0	0	0	0	0	0	11.2	13.3	0	0.0	0	0.0	0	0.0
06-00	156	1	110	40	5	0	0	0	0	0	0	0	0	0	11.2	13.2	0	0.0	0	0.0	0	0.0
00-00	159	1	111	42	5	0	0	0	0	0	0	0	0	0	11.2	13.2	0	0.0	0	0.0	0	0.0

DIR 2

PROJECT 35202 Ashford, Kent
SITE 35202-006
LOCATION HIGHWOOD DRIVE
DIRECTION **WESTBOUND →**
PSL 30mph

Thu 27 Apr
DAY 3

	Total	Cls 1	Cls 2	Cls 3	Cls 4	Cls 5	Cls 6	Fxd 1	Time
ALL VEHICLES									
Mcycles									
Cars, taxis, 4WD									
LGV									
OGV1									
OGV2									
PSV									
TOTAL									
CLASS 1									
CLASS 2									
CLASS 3									
CLASS 4									
CLASS 5									
CLASS 6									
TIME									
0-10mph									
10-15mph									
15-20mph									
20-25mph									
25-30mph									
30-35mph									
35-40mph									
40-45mph									
45-50mph									
50-60mph									
60-70mph									
70-80mph									
80-90mph									
90mph+									
AVG SPD									
PSL SPEEDING									
PSL% SPEEDING									
ACPO SPEEDING									
ACPO% SPEEDING									
DfT SPEEDING									
DfT% SPEEDING									

	Vbin 0 10	Vbin 10 15	Vbin 15 20	Vbin 20 25	Vbin 25 30	Vbin 30 35	Vbin 35 40	Vbin 40 45	Vbin 45 50	Vbin 50 60	Vbin 60 70	Vbin 70 80	Vbin 80 90	Vbin 90 100	Mean	V85	jPSL 30	jPSL% 30	ACPO 35	ACPO% 35	DfT 45	DfT% 45
ALL VEHICLES																						
Mcycles																						
Cars, taxis, 4WD																						
LGV																						
OGV1																						
OGV2																						
PSV																						
TOTAL																						
CLASS 1																						
CLASS 2																						
CLASS 3																						
CLASS 4																						
CLASS 5																						
CLASS 6																						
TIME																						
0-10mph																						
10-15mph																						
15-20mph																						
20-25mph																						
25-30mph																						
30-35mph																						
35-40mph																						
40-45mph																						
45-50mph																						
50-60mph																						
60-70mph																						
70-80mph																						
80-90mph																						
90mph+																						
AVG SPD																						
PSL SPEEDING																						
PSL% SPEEDING																						
ACPO SPEEDING																						
ACPO% SPEEDING																						
DfT SPEEDING																						
DfT% SPEEDING																						

PROJECT 35202 Ashford, Kent
SITE 35202-006
LOCATION HIGHWOOD DRIVE
DIRECTION **WESTBOUND →**
PSL 30mph

DIR 2

Fri 28 Apr
DAY 4

	TOTAL	CLASS 1	CLASS 2	CLASS 3	CLASS 4	CLASS 5	CLASS 6
ALL VEHICLES							
Mcycles							
Cars, taxis, 4WD							
LGV							
OGV1							
OGV2							
PSV							

TIME	0-10mph	10-15mph	15-20mph	20-25mph	25-30mph	30-35mph	35-40mph	40-45mph	45-50mph	50-60mph	60-70mph	70-80mph	80-90mph	90mph+	AVG SPD	85%ile	PSL SPEEDING	PSL% SPEEDING	ACPO SPEEDING	ACPO% SPEEDING	DfT SPEEDING	DfT% SPEEDING
	0-10 mph	10-15 mph	15-20 mph	20-25 mph	25-30 mph	30-35 mph	35-40 mph	40-45 mph	45-50 mph	50-60 mph	60-70 mph	70-80 mph	80-90 mph	90-100 mph	AVG SPD	85%ile	> 30mph	% > 30mph	ACPO SPEEDING	ACPO% SPEEDING	DfT SPEEDING	DfT% SPEEDING
0000	0	0	0	0	0	0	0	0	0	0	0	0	0	0	-		0	0.0	0	0.0	0	0.0
0015	1	1	0	0	0	0	0	0	0	0	0	0	0	0	9.4		0	0.0	0	0.0	0	0.0
0030	0	0	0	0	0	0	0	0	0	0	0	0	0	0	-		0	0.0	0	0.0	0	0.0
0045	0	0	0	0	0	0	0	0	0	0	0	0	0	0	-		0	0.0	0	0.0	0	0.0
0100	0	0	0	0	0	0	0	0	0	0	0	0	0	0	-		0	0.0	0	0.0	0	0.0
0115	0	0	0	0	0	0	0	0	0	0	0	0	0	0	-		0	0.0	0	0.0	0	0.0
0130	0	0	0	0	0	0	0	0	0	0	0	0	0	0	-		0	0.0	0	0.0	0	0.0
0145	0	0	0	0	0	0	0	0	0	0	0	0	0	0	-		0	0.0	0	0.0	0	0.0
0200	0	0	0	0	0	0	0	0	0	0	0	0	0	0	-		0	0.0	0	0.0	0	0.0
0215	0	0	0	0	0	0	0	0	0	0	0	0	0	0	-		0	0.0	0	0.0	0	0.0
0230	0	0	0	0	0	0	0	0	0	0	0	0	0	0	-		0	0.0	0	0.0	0	0.0
0245	0	0	0	0	0	0	0	0	0	0	0	0	0	0	-		0	0.0	0	0.0	0	0.0
0300	0	0	0	0	0	0	0	0	0	0	0	0	0	0	-		0	0.0	0	0.0	0	0.0
0315	1	0	0	0	0	0	0	0	0	0	0	0	0	0	-		0	0.0	0	0.0	0	0.0
0330	0	0	0	0	0	0	0	0	0	0	0	0	0	0	-		0	0.0	0	0.0	0	0.0
0345	0	0	0	0	0	0	0	0	0	0	0	0	0	0	-		0	0.0	0	0.0	0	0.0
0400	0	0	0	0	0	0	0	0	0	0	0	0	0	0	-		0	0.0	0	0.0	0	0.0
0415	0	0	0	0	0	0	0	0	0	0	0	0	0	0	-		0	0.0	0	0.0	0	0.0
0430	0	0	0	0	0	0	0	0	0	0	0	0	0	0	-		0	0.0	0	0.0	0	0.0
0445	0	0	0	0	0	0	0	0	0	0	0	0	0	0	-		0	0.0	0	0.0	0	0.0
0500	0	0	0	0	0	0	0	0	0	0	0	0	0	0	-		0	0.0	0	0.0	0	0.0
0515	0	0	0	0	0	0	0	0	0	0	0	0	0	0	-		0	0.0	0	0.0	0	0.0
0530	0	0	0	0	0	0	0	0	0	0	0	0	0	0	-		0	0.0	0	0.0	0	0.0
0545	0	0	0	0	0	0	0	0	0	0	0	0	0	0	-		0	0.0	0	0.0	0	0.0
0600	0	0	0	0	0	0	0	0	0	0	0	0	0	0	-		0	0.0	0	0.0	0	0.0
0615	0	0	0	0	0	0	0	0	0	0	0	0	0	0	-		0	0.0	0	0.0	0	0.0
0630	0	0	0	0	0	0	0	0	0	0	0	0	0	0	-		0	0.0	0	0.0	0	0.0
0645	0	0	0	0	0	0	0	0	0	0	0	0	0	0	-		0	0.0	0	0.0	0	0.0
0700	4	2	0	0	0	0	0	0	0	0	0	0	0	0	11.9		0	0.0	0	0.0	0	0.0
0715	4	3	1	0	0	0	0	0	0	0	0	0	0	0	12.0		0	0.0	0	0.0	0	0.0
0730	2	2	0	0	0	0	0	0	0	0	0	0	0	0	12.1		0	0.0	0	0.0	0	0.0
0745	7	5	1	1	0	0	0	0	0	0	0	0	0	0	10.9		0	0.0	0	0.0	0	0.0
0800	5	4	1	0	0	0	0	0	0	0	0	0	0	0	12.0		0	0.0	0	0.0	0	0.0
0815	5	5	0	0	0	0	0	0	0	0	0	0	0	0	12.1		0	0.0	0	0.0	0	0.0
0830	11	10	1	0	0	0	0	0	0	0	0	0	0	0	13.2	15.9	0	0.0	0	0.0	0	0.0
0845	2	1	1	0	0	0	0	0	0	0	0	0	0	0	13.6		0	0.0	0	0.0	0	0.0
0900	2	2	0	0	0	0	0	0	0	0	0	0	0	0	13.8		0	0.0	0	0.0	0	0.0
0915	3	3	0	0	0	0	0	0	0	0	0	0	0	0	10.0		0	0.0	0	0.0	0	0.0
0930	3	2	1	0	0	0	0	0	0	0	0	0	0	0	11.7		0	0.0	0	0.0	0	0.0
0945	5	3	2	0	0	0	0	0	0	0	0	0	0	0	10.8		0	0.0	0	0.0	0	0.0
1000	6	5	1	0	0	0	0	0	0	0	0	0	0	0	10.6		0	0.0	0	0.0	0	0.0
1015	3	3	0	0	0	0	0	0	0	0	0	0	0	0	11.3		0	0.0	0	0.0	0	0.0
1030	2	2	0	0	0	0	0	0	0	0	0	0	0	0	12.3		0	0.0	0	0.0	0	0.0
1045	1	1	0	0	0	0	0	0	0	0	0	0	0	0	14.1		0	0.0	0	0.0	0	0.0
1100	1	1	0	0	0	0	0	0	0	0	0	0	0	0	8.6		0	0.0	0	0.0	0	0.0
1115	3	3	0	0	0	0	0	0	0	0	0	0	0	0	12.1		0	0.0	0	0.0	0	0.0
1130	3	2	1	0	0	0	0	0	0	0	0	0	0	0	10.5		0	0.0	0	0.0	0	0.0
1145	0	0	0	0	0	0	0	0	0	0	0	0	0	0	-		0	0.0	0	0.0	0	0.0
1200	9	7	2	0	0	0	0	0	0	0	0	0	0	0	10.4		0	0.0	0	0.0	0	0.0
1215	9	9	0	0	0	0	0	0	0	0	0	0	0	0	11.0		0	0.0	0	0.0	0	0.0
1230	4	3	1	0	0	0	0	0	0	0	0	0	0	0	10.2		0	0.0	0	0.0	0	0.0
1245	6	4	0	1	0	0	0	0	0	0	0	0	0	0	12.6		0	0.0	0	0.0	0	0.0
1300	5	4	1	0	0	0	0	0	0	0	0	0	0	0	11.2		0	0.0	0	0.0	0	0.0
1315	5	5	0	0	0	0	0	0	0	0	0	0	0	0	12.0		0	0.0	0	0.0	0	0.0
1330	2	1	1	0	0	0	0	0	0	0	0	0	0	0	12.6		0	0.0	0	0.0	0	0.0
1345	4	2	1	0	0	0	0	0	0	0	0	0	0	0	8.1		0	0.0	0	0.0	0	0.0
1400	2	2	0	0	0	0	0	0	0	0	0	0	0	0	10.5		0	0.0	0	0.0	0	0.0
1415	3	3	0	0	0	0	0	0	0	0	0	0	0	0	11.5		0	0.0	0	0.0	0	0.0
1430	5	2	3	0	0	0	0	0	0	0	0	0	0	0	10.3		0	0.0	0	0.0	0	0.0
1445	4	4	0	0	0	0	0	0	0	0	0	0	0	0	7.4		0	0.0	0	0.0	0	0.0
1500	11	9	2	0	0	0	0	0	0	0	0	0	0	0	11.1	13.5	0	0.0	0	0.0	0	0.0
1515	7	5	2	0	0	0	0	0	0	0	0	0	0	0	9.8		0	0.0	0	0.0	0	0.0
1530	8	7	1	0	0	0	0	0	0	0	0	0	0	0	11.5		0	0.0	0	0.0	0	0.0
1545	2	2	0	0	0	0	0	0	0	0	0	0	0	0	12.7		0	0.0	0	0.0	0	0.0
1600	4	3	1	0	0	0	0	0	0	0	0	0	0	0	10.4		0	0.0	0	0.0	0	0.0
1615	1	1	0	0	0	0	0	0	0	0	0	0	0	0	10.2		0	0.0	0	0.0	0	0.0
1630	6	5	1	0	0	0	0	0	0	0	0	0	0	0	11.6		0	0.0	0	0.0	0	0.0
1645	3	3	0	0	0	0	0	0	0	0	0	0	0	0	11.9		0	0.0	0	0.0	0	0.0
1700	3	2	1	0	0	0	0	0	0	0	0	0	0	0	11.6		0	0.0	0	0.0	0	0.0
1715	2	2	0	0	0	0	0	0	0	0	0	0	0	0	11.3		0	0.0	0	0.0	0	0.0
1730	1	1	0	0	0	0	0	0	0	0	0	0	0	0	11.3		0	0.0	0	0.0	0	0.0
1745	2	0	2	0	0	0	0	0	0	0	0	0	0	0	13.1		0	0.0	0	0.0	0	0.0
1800	0	0	0	0	0	0	0	0	0	0	0	0	0	0	-		0	0.0	0	0.0	0	0.0
1815	0	0	0	0	0	0	0	0	0	0	0	0	0	0	-		0	0.0	0	0.0	0	0.0
1830	6	3	3	0	0	0	0	0	0	0	0	0	0	0	10.2		0	0.0	0	0.0	0	0.0
1845	1	0	1	0	0	0	0	0	0	0	0	0	0	0	14.7		0	0.0	0	0.0	0	0.0
1900	3	3	0	0	0	0	0	0	0	0	0	0	0	0	11.3		0	0.0	0	0.0	0	0.0
1915	4	2	1	0	0	0	0	0	0	0	0	0	0	0	11.8		0	0.0	0	0.0	0	0.0
1930	2	1	1	0	0	0	0	0	0	0	0	0	0	0	9.7		0	0.0	0	0.0	0	0.0
1945	3	2	1	0	0	0	0	0	0	0	0	0	0	0	10.3		0	0.0	0	0.0	0	0.0
2000	0	0	0	0	0	0	0	0	0	0	0	0	0	0	-		0	0.0	0	0.0	0	0.0
2015	4	2	2	0	0	0	0	0	0	0	0	0	0	0	13.8		0	0.0	0	0.0	0	0.0
2030	0	0	0	0	0	0	0	0	0	0	0	0	0	0	-		0	0.0	0	0.0	0	0.0
2045	1	1	0	0	0	0	0	0	0	0	0	0	0	0	10.5		0	0.0	0	0.0	0	0.0
2100	1	1	0	0	0	0	0	0	0	0	0	0	0	0	16.3		0	0.0	0	0.0	0	0.0
2115	1	0	1	0	0	0	0	0	0	0	0	0	0	0	-		0	0.0	0	0.0	0	0.0
2130	0	0	0	0	0	0	0	0	0	0	0	0	0	0	-		0	0.0	0	0.0	0	0.0
2145	0	0	0	0	0	0	0	0	0	0	0	0	0	0	-		0	0.0	0	0.0	0	0.0
2200	1	1	0	0	0	0	0	0	0	0	0	0	0	0	-		0	0.0	0	0.0	0	0.0
2215	1	1	0	0	0	0	0	0	0	0	0	0	0	0	9.6		0	0.0	0	0.0	0	0.0
2230	0	0	0	0	0	0	0	0	0	0	0	0	0	0	10.6		0	0.0	0	0.0	0	0.0
2245	0	0	0	0	0	0	0	0	0	0	0	0	0	0	8.5		0	0.0	0	0.0	0	0.0
2300	0	0	0	0	0	0	0	0	0	0	0	0	0	0	-		0	0.0	0	0.0	0	0.0
2315	0	0	0	0	0	0	0	0	0	0	0	0	0	0	-		0	0.0	0	0.0	0	0.0
2330	0	0	0	0	0	0	0	0	0	0	0	0	0	0	-		0	0.0	0	0.0	0	0.0
2345	0	0	0	0	0	0	0	0	0	0	0	0	0	0	-		0	0.0	0	0.0	0	0.0
07-19	188	148	36	2	0	0	0	0	0	0	0	0	0	0	11.3	13.2	0	0.0	0	0.0	0	0.0
06-22	206	160	40	2	0	0	0	0	0	0	0	0	0	0	11.3	13.4	0	0.0	0	0.0	0	0.0
06-00	209	162	41	2	0	0	0	0	0	0	0	0	0	0	11.3	13.4	0	0.0	0	0.0	0	0.0
00-00	211	162	43	2	0	0	0	0	0	0	0	0	0	0	11.3	13.4	0	0.0	0	0.0	0	0.0

PROJECT 35202 Ashford, Kent
SITE 35202-006
LOCATION HIGHWOOD DRIVE
DIRECTION **WESTBOUND →**
PSL 30mph

DIR 2

Sat 29 Apr
DAY 5

Time	Total	Cls 1	Cls 2	Cls 3	Cls 4	Cls 5	Cls 6	Fxt	Time
0000	0	0	0	0	0	0	0		0000
0015	1	0	0	0	1	0	0		0015
0030	0	0	0	0	0	0	0		0030
0045	1	0	1	0	0	0	0		0045
0100	0	0	0	0	0	0	0		0100
0115	0	0	0	0	0	0	0		0115
0130	0	0	0	0	0	0	0		0130
0145	0	0	0	0	0	0	0		0145
0200	0	0	0	0	0	0	0		0200
0215	0	0	0	0	0	0	0		0215
0230	0	0	0	0	0	0	0		0230
0245	0	0	0	0	0	0	0		0245
0300	0	0	0	0	0	0	0		0300
0315	0	0	0	0	0	0	0		0315
0330	0	0	0	0	0	0	0		0330
0345	0	0	0	0	0	0	0		0345
0400	0	0	0	0	0	0	0		0400
0415	0	0	0	0	0	0	0		0415
0430	0	0	0	0	0	0	0		0430
0445	0	0	0	0	0	0	0		0445
0500	0	0	0	0	0	0	0		0500
0515	0	0	0	0	0	0	0		0515
0530	0	0	0	0	0	0	0		0530
0545	0	0	0	0	0	0	0		0545
0600	0	0	0	0	0	0	0		0600
0615	0	0	0	0	0	0	0		0615
0630	0	0	0	0	0	0	0		0630
0645	1	0	0	0	0	0	0		0645
0700	0	0	0	0	0	0	0		0700
0715	0	0	0	0	0	0	0		0715
0730	0	0	0	0	0	0	0		0730
0745	1	0	0	1	0	0	0		0745
0800	1	0	1	0	0	0	0		0800
0815	1	0	1	0	0	0	0		0815
0830	2	0	2	0	0	0	0		0830
0845	6	0	3	3	0	0	0		0845
0900	2	0	1	1	0	0	0		0900
0915	3	0	0	1	1	0	0		0915
0930	2	0	2	0	0	0	0		0930
0945	4	0	2	2	0	0	0		0945
1000	4	0	4	0	0	0	0		1000
1015	1	0	0	1	0	0	0		1015
1030	4	0	0	0	0	0	0		1030
1045	6	0	5	1	0	0	0		1045
1100	4	0	2	2	0	0	0		1100
1115	2	0	2	0	0	0	0		1115
1130	5	0	0	1	0	0	0		1130
1145	3	0	3	0	0	0	0		1145
1200	6	0	4	1	0	0	0		1200
1215	2	0	2	0	0	0	0		1215
1230	2	0	0	0	0	0	0		1230
1245	5	0	4	1	0	0	0		1245
1300	2	0	1	1	0	0	0		1300
1315	2	0	1	1	0	0	0		1315
1330	5	0	5	0	0	0	0		1330
1345	2	0	2	0	0	0	0		1345
1400	5	0	3	2	0	0	0		1400
1415	1	0	1	0	0	0	0		1415
1430	5	0	1	4	0	0	0		1430
1445	4	0	4	0	0	0	0		1445
1500	3	0	2	1	0	0	0		1500
1515	1	0	0	1	0	0	0		1515
1530	4	0	3	1	0	0	0		1530
1545	2	0	2	0	0	0	0		1545
1600	4	0	4	0	0	0	0		1600
1615	2	0	2	0	0	0	0		1615
1630	3	0	2	1	0	0	0		1630
1645	8	0	7	1	0	0	0		1645
1700	2	0	0	2	0	0	0		1700
1715	2	0	2	0	0	0	0		1715
1730	3	0	3	0	0	0	0		1730
1745	1	0	1	0	0	0	0		1745
1800	4	0	2	2	0	0	0		1800
1815	5	0	5	0	0	0	0		1815
1830	2	0	1	1	0	0	0		1830
1845	0	0	0	0	0	0	0		1845
1900	2	0	2	0	0	0	0		1900
1915	1	0	1	0	0	0	0		1915
1930	1	0	1	0	0	0	0		1930
1945	1	0	1	0	0	0	0		1945
2000	0	0	0	0	0	0	0		2000
2015	0	0	0	0	0	0	0		2015
2030	1	0	0	1	0	0	0		2030
2045	0	0	0	0	0	0	0		2045
2100	2	0	2	0	0	0	0		2100
2115	1	0	1	0	0	0	0		2115
2130	0	0	0	0	0	0	0		2130
2145	1	0	1	0	0	0	0		2145
2200	0	0	0	0	0	0	0		2200
2215	1	0	0	1	0	0	0		2215
2230	0	0	0	0	0	0	0		2230
2245	0	0	0	0	0	0	0		2245
2300	1	0	1	0	0	0	0		2300
2315	1	0	1	0	0	0	0		2315
2330	1	0	0	0	0	0	0		2330
2345	0	0	0	0	0	0	0		2345
07-19	139	0	101	34	4	0	0		07-19
06-22	149	0	109	36	4	0	0		06-22
06-00	153	1	111	37	4	0	0		06-00
00-00	155	1	112	37	5	0	0		00-00

Time	Vbin 0 10	Vbin 10 15	Vbin 15 20	Vbin 20 25	Vbin 25 30	Vbin 30 35	Vbin 35 40	Vbin 40 45	Vbin 45 50	Vbin 50 60	Vbin 60 70	Vbin 70 80	Vbin 80 90	Vbin 90 100	Mean	V85	%>PSL 30	%>PSL% 30	ACPO PSL 35	ACPO% PSL 35	DfT PSL 45	DfT% PSL 45
0000	0	0	0	0	0	0	0	0	0	0	0	0	0	0	-	-	0	0.0	0	0.0	0	0.0
0015	0	1	0	0	0	0	0	0	0	0	0	0	0	0	11.3	-	0	0.0	0	0.0	0	0.0
0030	0	0	0	0	0	0	0	0	0	0	0	0	0	0	-	-	0	0.0	0	0.0	0	0.0
0045	1	0	0	0	0	0	0	0	0	0	0	0	0	0	-	-	0	0.0	0	0.0	0	0.0
0100	0	0	0	0	0	0	0	0	0	0	0	0	0	0	9.2	-	0	0.0	0	0.0	0	0.0
0115	0	0	0	0	0	0	0	0	0	0	0	0	0	0	-	-	0	0.0	0	0.0	0	0.0
0130	0	0	0	0	0	0	0	0	0	0	0	0	0	0	-	-	0	0.0	0	0.0	0	0.0
0145	0	0	0	0	0	0	0	0	0	0	0	0	0	0	-	-	0	0.0	0	0.0	0	0.0
0200	0	0	0	0	0	0	0	0	0	0	0	0	0	0	-	-	0	0.0	0	0.0	0	0.0
0215	0	0	0	0	0	0	0	0	0	0	0	0	0	0	-	-	0	0.0	0	0.0	0	0.0
0230	0	0	0	0	0	0	0	0	0	0	0	0	0	0	-	-	0	0.0	0	0.0	0	0.0
0245	0	0	0	0	0	0	0	0	0	0	0	0	0	0	-	-	0	0.0	0	0.0	0	0.0
0300	0	0	0	0	0	0	0	0	0	0	0	0	0	0	-	-	0	0.0	0	0.0	0	0.0
0315	0	0	0	0	0	0	0	0	0	0	0	0	0	0	-	-	0	0.0	0	0.0	0	0.0
0330	0	0	0	0	0	0	0	0	0	0	0	0	0	0	-	-	0	0.0	0	0.0	0	0.0
0345	0	0	0	0	0	0	0	0	0	0	0	0	0	0	-	-	0	0.0	0	0.0	0	0.0
0400	0	0	0	0	0	0	0	0	0	0	0	0	0	0	-	-	0	0.0	0	0.0	0	0.0
0415	0	0	0	0	0	0	0	0	0	0	0	0	0	0	-	-	0	0.0	0	0.0	0	0.0
0430	0	0	0	0	0	0	0	0	0	0	0	0	0	0	-	-	0	0.0	0	0.0	0	0.0
0445	0	0	0	0	0	0	0	0	0	0	0	0	0	0	-	-	0	0.0	0	0.0	0	0.0
0500	0	0	0	0	0	0	0	0	0	0	0	0	0	0	-	-	0	0.0	0	0.0	0	0.0
0515	0	0	0	0	0	0	0	0	0	0	0	0	0	0	-	-	0	0.0	0	0.0	0	0.0
0530	0	0	0	0	0	0	0	0	0	0	0	0	0	0	-	-	0	0.0	0	0.0	0	0.0
0545	0	0	0	0	0	0	0	0	0	0	0	0	0	0	-	-	0	0.0	0	0.0	0	0.0
0600	0	0	0	0	0	0	0	0	0	0	0	0	0	0	-	-	0	0.0	0	0.0	0	0.0
0615	0	0	0	0	0	0	0	0	0	0	0	0	0	0	-	-	0	0.0	0	0.0	0	0.0
0630	0	0	0	0	0	0	0	0	0	0	0	0	0	0	-	-	0	0.0	0	0.0	0	0.0
0645	1	0	0	0	0	0	0	0	0	0	0	0	0	0	9.9	-	0	0.0	0	0.0	0	0.0
0700	0	0	0	0	0	0	0	0	0	0	0	0	0	0	-	-	0	0.0	0	0.0	0	0.0
0715	0	0	0	0	0	0	0	0	0	0	0	0	0	0	-	-	0	0.0	0	0.0	0	0.0
0730	0	0	0	0	0	0	0	0	0	0	0	0	0	0	-	-	0	0.0	0	0.0	0	0.0
0745	1	0	0	1	0	0	0	0	0	0	0	0	0	0	14.6	-	0	0.0	0	0.0	0	0.0
0800	1	0	1	0	0	0	0	0	0	0	0	0	0	0	15.6	-	0	0.0	0	0.0	0	0.0
0815	1	0	1	0	0	0	0	0	0	0	0	0	0	0	13.9	-	0	0.0	0	0.0	0	0.0
0830	2	0	2	0	0	0	0	0	0	0	0	0	0	0	8.7	-	0	0.0	0	0.0	0	0.0
0845	6	0	3	3	0	0	0	0	0	0	0	0	0	0	11.8	-	0	0.0	0	0.0	0	0.0
0900	2	0	1	1	0	0	0	0	0	0	0	0	0	0	12.5	-	0	0.0	0	0.0	0	0.0
0915	3	0	0	1	1	0	0	0	0	0	0	0	0	0	10.2	-	0	0.0	0	0.0	0	0.0
0930	2	0	2	0	0	0	0	0	0	0	0	0	0	0	13.5	-	0	0.0	0	0.0	0	0.0
0945	4	0	2	2	0	0	0	0	0	0	0	0	0	0	12.4	-	0	0.0	0	0.0	0	0.0
1000	4	0	4	0	0	0	0	0	0	0	0	0	0	0	12.4	-	0	0.0	0	0.0	0	0.0
1015	1	0	0	1	0	0	0	0	0	0	0	0	0	0	10.8	-	0	0.0	0	0.0	0	0.0
1030	4	0	0	0	0	0	0	0	0	0	0	0	0	0	13.8	-	0	0.0	0	0.0	0	0.0
1045	6	0	5	1	0	0	0	0	0	0	0	0	0	0	11.1	-	0	0.0	0	0.0	0	0.0
1100	4	0	2	2	0	0	0	0	0	0	0	0	0	0	11.8	-	0	0.0	0	0.0	0	0.0
1115	2	0	2	0	0	0	0	0	0	0	0	0	0	0	12.6	-	0	0.0	0	0.0	0	0.0
1130	5	0	0	1	0	0	0	0	0	0	0	0	0	0	10.0	-	0	0.0	0	0.0	0	0.0
1145	3	0	3	0	0	0	0	0	0	0	0	0	0	0	10.1	-	0	0.0	0	0.0	0	0.0
1200	6	0	4	1	0	0	0	0	0	0	0	0	0	0	11.4	-	0	0.0	0	0.0	0	0.0
1215	2	0	2	0	0	0	0	0	0	0	0	0	0	0	11.2	-	0	0.0	0	0.0	0	0.0
1230	2	0	0	0	0	0	0	0	0	0	0	0	0	0	14.3	-	0	0.0	0	0.0	0	0.0
1245	5	0	4	1	0	0	0	0	0	0	0	0	0	0	12.6	-	0	0.0	0	0.0	0	0.0
1300	2	0	1	1	0	0	0	0	0	0	0	0	0	0	11.1	-	0	0.0	0	0.0	0	0.0
1315	2	0	1	1	0	0	0	0	0	0	0	0	0	0	10.6	-	0	0.0	0	0.0	0	0.0
1330	5	0	5	0	0	0	0	0	0	0	0	0	0	0	11.0	-	0	0.0	0	0.0	0	0.0
1345	2	0	2	0	0	0	0	0	0	0	0	0	0	0	13.1	-	0	0.0	0	0.0	0	0.0
1400	5	0	3	2	0	0	0	0	0	0	0	0	0	0	11.2	-	0	0.0	0	0.0	0	0.0
1415	1	0	1	0	0	0	0	0	0	0	0	0	0	0	11.0	-	0	0.0	0	0.0	0	0.0
1430	5	0	1	4	0	0	0	0	0	0	0	0	0	0	10.5	-	0	0.0	0	0.0	0	0.0
1445	4	0	4	0	0	0	0	0	0	0	0	0	0	0	11.4	-	0	0.0	0	0.0	0	0.0
1500	3	0	2	1	0	0	0	0	0	0	0	0	0	0	10.4	-	0	0.0	0	0.0	0	0.0
1515	1	0	0	1	0	0	0	0	0	0	0	0	0	0	12.5	-	0	0.0	0	0.0	0	0.0
1530	4	0	3	1	0	0	0	0	0	0	0	0	0	0	11.1	-	0	0.0	0	0.0	0	0.0
1545	2	0	2	0	0	0	0	0	0	0	0	0	0	0	10.5	-	0	0.0	0	0.0	0	0.0
1600	4	0	4	0	0	0	0	0	0	0	0	0	0	0	11.3	-	0	0.0	0	0.0	0	0.0
1615	2	0	2	0	0	0	0	0	0	0	0	0	0	0	12.1	-	0	0.0	0	0.0	0	0.0
1630	3	0	2	1	0	0	0	0	0	0	0	0	0	0	11.0	-	0	0.0	0	0.0	0	0.0
1645	8	0	7	1	0	0	0	0	0	0	0	0	0	0	10.6	-	0	0.0	0	0.0	0	0.0
1700	2	0	0	2	0	0	0	0	0	0	0	0	0	0	9.4	-	0	0.0	0	0.0	0	0.0
1715	2	0	2	0	0	0	0	0	0	0	0	0	0	0	9.6	-	0	0.0	0	0.0	0	0.0
1730	3	0	3	0	0	0	0	0	0	0	0	0	0	0	10.8	-	0	0.0	0	0.0	0	0.0
1745	1	0	1	0	0	0	0	0	0	0	0	0	0	0	12.7	-	0	0.0	0	0.0	0	0.0
1800	4	0	2	2	0	0	0	0	0	0	0	0	0	0	10.0	-	0	0.0	0	0.0	0	0.0
1815	5	0	5	0	0	0	0	0	0	0	0	0	0	0	10.6	-	0	0.0	0	0.0	0	0.0
1830	2	0	1	1	0	0	0	0	0	0	0	0	0	0	12.1	-	0	0.0	0	0.0	0	0.0
1845	0	0	0	0	0	0	0	0	0	0	0	0	0	0	-	-	0	0.0	0	0.0	0	0.0
1900	2	0	2	0	0	0	0	0	0	0	0	0	0	0	13.1	-	0	0.0	0	0.0	0	0.0
1915	1	0	1	0	0	0	0	0	0	0	0	0	0	0	11.9	-	0	0.0	0	0.0	0	0.0
1930	1	0	1	0	0	0	0	0	0	0	0	0	0	0	10.1	-	0	0.0	0	0.0	0	0.0
1945	1	0	1	0	0	0	0	0	0	0	0	0	0	0	11.9	-	0	0.0	0	0.0	0	0.0
2000	0	0	0	0	0	0	0	0	0	0	0	0	0	0	-	-	0	0.0	0	0.0	0	0.0
2015	0	0	0	0	0	0	0	0	0	0	0	0	0	0	-	-	0	0.0	0	0.0	0	0.0
2030	1	0	0	1	0	0	0	0	0	0	0	0	0	0	12.2	-	0	0.0	0	0.0	0	0.0
2045	0	0	0	0	0	0	0	0	0	0	0	0	0	0	-	-	0	0.0	0	0.0	0	0.0
2100	2	0	2	0	0	0	0	0	0	0	0	0	0	0	11.0	-	0	0.0	0	0.0	0	0.0
2115	1	0	1	0	0	0	0	0	0	0	0	0	0	0	13.5	-	0	0.0	0	0.0	0	0.0
2130	0	0	0	0	0	0	0	0	0	0	0	0	0	0	-	-	0	0.0	0	0.0	0	0.0
2145	1	0	1	0	0	0	0	0	0	0	0	0	0	0	12.4	-	0	0.0	0	0.0	0	0.0
2200	0	0	0	0	0	0	0	0	0	0	0	0	0	0	-	-	0	0.0	0	0.0	0	0.0
2215	1	0	0	1	0	0	0	0	0	0	0	0	0	0	9.8	-	0	0.0	0	0.0	0	0.0
2230	0	0	0	0	0	0	0	0	0	0	0	0	0	0	-	-	0	0.0	0	0.0	0	0.0
2245	0	0	0	0	0	0	0	0	0	0	0	0	0	0	-	-	0	0.0	0	0.0	0	0.0
2300	1	0	1	0	0	0	0	0	0	0	0	0	0	0	12.2	-	0	0.0	0	0.0	0	0.0
2315	1	0	1	0	0	0	0	0	0	0	0	0	0	0	7.6	-	0	0.0	0	0.0	0	0.0
2330	1	0	0	0	0	0	0	0	0	0	0	0	0	0	14.1	-	0	0.0	0	0.0	0	0.0
2345	0	0	0	0	0	0	0	0	0	0	0	0	0	0	-	-	0	0.0	0	0.0	0	0.0
07-19	139	0	101	34	4	0	0	0	0	0	0	0	0	0	11.4	13.4	0	0.0	0	0.0	0	0.0
06-22	149	0	109	36	4	0	0	0	0	0	0	0	0	0	11.4	13.5	0	0.0	0	0.0	0	0.0
06-00	153	1	111	37	4	0	0	0	0	0	0	0	0	0	11.4	13.5	0	0.0	0	0.0	0	0.0
00-00	155	1	112	37	5	0	0	0	0	0	0	0	0	0	11.4	13.5	0	0.0	0	0.0	0	0.0

ALL VEHICLES	TOTAL
Mcycles	CLASS 1
Cars, taxis, 4WD	CLASS 2
LGV	CLASS 3
OGV1	CLASS 4
OGV2	CLASS 5
PSV	CLASS 6
	TIME
0 - 10 mph	0-10mph
10 - 15 mph	10-15mph
15 - 20 mph	15-20mph
20 - 25 mph	20-25mph
25 - 30 mph	25-30mph
30 - 35 mph	30-35mph
35 - 40 mph	35-40mph
40 - 45 mph	40-45mph
45 - 50 mph	45-50mph
50 - 60 mph	50-60mph
60 - 70 mph	60-70mph
70 - 80 mph	70-80mph
80 - 90 mph	80-90mph
90 - 100 mph	90mph+
AVG SPD	AVG SPD
85%ile	85%ile
> 30mph	PSL SPEEDING
% > 30mph	PSL% SPEEDING
	ACPO SPEEDING
	ACPO% SPEEDING
	DfT SPEEDING
	DfT% SPEEDING

PROJECT 35202 Ashford, Kent
SITE 35202-006
LOCATION HIGHWOOD DRIVE
DIRECTION **WESTBOUND →**
PSL 30mph

DIR 2

Sun 30 Apr
DAY 6

Time	Total	Cls 1	Cls 2	Cls 3	Cls 4	Cls 5	Cls 6	Fxt	Time	Vbin 0	Vbin 10	Vbin 15	Vbin 20	Vbin 25	Vbin 30	Vbin 35	Vbin 40	Vbin 45	Vbin 50	Vbin 60	Vbin 70	Vbin 80	Vbin 90	Vbin 100	Mean	V85	PSL 30	PSL% 30	ACPO 35	ACPO% 35	DfT 45	DfT% 45
0000	0	0	0	0	0	0	0		0000	0	0	0	0	0	0	0	0	0	0	0	0	0	0	0	-	-	0	0.0	0	0.0	0	0.0
0015	0	0	0	0	0	0	0		0015	0	0	0	0	0	0	0	0	0	0	0	0	0	0	0	-	-	0	0.0	0	0.0	0	0.0
0030	1	1	0	0	0	0	0		0030	0	1	0	0	0	0	0	0	0	0	0	0	0	0	0	11.9	-	0	0.0	0	0.0	0	0.0
0045	0	0	0	0	0	0	0		0045	0	0	0	0	0	0	0	0	0	0	0	0	0	0	0	-	-	0	0.0	0	0.0	0	0.0
0100	0	0	0	0	0	0	0		0100	0	0	0	0	0	0	0	0	0	0	0	0	0	0	0	-	-	0	0.0	0	0.0	0	0.0
0115	0	0	0	0	0	0	0		0115	0	0	0	0	0	0	0	0	0	0	0	0	0	0	0	-	-	0	0.0	0	0.0	0	0.0
0130	0	0	0	0	0	0	0		0130	0	0	0	0	0	0	0	0	0	0	0	0	0	0	0	-	-	0	0.0	0	0.0	0	0.0
0145	0	0	0	0	0	0	0		0145	0	0	0	0	0	0	0	0	0	0	0	0	0	0	0	-	-	0	0.0	0	0.0	0	0.0
0200	1	1	0	0	0	0	0		0200	0	1	0	0	0	0	0	0	0	0	0	0	0	0	0	11.4	-	0	0.0	0	0.0	0	0.0
0215	1	1	0	0	0	0	0		0215	0	1	0	0	0	0	0	0	0	0	0	0	0	0	0	-	-	0	0.0	0	0.0	0	0.0
0230	1	1	0	0	0	0	0		0230	0	1	0	0	0	0	0	0	0	0	0	0	0	0	0	11.7	-	0	0.0	0	0.0	0	0.0
0245	0	0	0	0	0	0	0		0245	0	0	0	0	0	0	0	0	0	0	0	0	0	0	0	-	-	0	0.0	0	0.0	0	0.0
0300	0	0	0	0	0	0	0		0300	0	0	0	0	0	0	0	0	0	0	0	0	0	0	0	-	-	0	0.0	0	0.0	0	0.0
0315	0	0	0	0	0	0	0		0315	0	0	0	0	0	0	0	0	0	0	0	0	0	0	0	-	-	0	0.0	0	0.0	0	0.0
0330	0	0	0	0	0	0	0		0330	0	0	0	0	0	0	0	0	0	0	0	0	0	0	0	-	-	0	0.0	0	0.0	0	0.0
0345	0	0	0	0	0	0	0		0345	0	0	0	0	0	0	0	0	0	0	0	0	0	0	0	-	-	0	0.0	0	0.0	0	0.0
0400	0	0	0	0	0	0	0		0400	0	0	0	0	0	0	0	0	0	0	0	0	0	0	0	-	-	0	0.0	0	0.0	0	0.0
0415	0	0	0	0	0	0	0		0415	0	0	0	0	0	0	0	0	0	0	0	0	0	0	0	-	-	0	0.0	0	0.0	0	0.0
0430	0	0	0	0	0	0	0		0430	0	0	0	0	0	0	0	0	0	0	0	0	0	0	0	-	-	0	0.0	0	0.0	0	0.0
0445	0	0	0	0	0	0	0		0445	0	0	0	0	0	0	0	0	0	0	0	0	0	0	0	-	-	0	0.0	0	0.0	0	0.0
0500	0	0	0	0	0	0	0		0500	0	0	0	0	0	0	0	0	0	0	0	0	0	0	0	-	-	0	0.0	0	0.0	0	0.0
0515	0	0	0	0	0	0	0		0515	0	0	0	0	0	0	0	0	0	0	0	0	0	0	0	-	-	0	0.0	0	0.0	0	0.0
0530	0	0	0	0	0	0	0		0530	0	0	0	0	0	0	0	0	0	0	0	0	0	0	0	-	-	0	0.0	0	0.0	0	0.0
0545	0	0	0	0	0	0	0		0545	0	0	0	0	0	0	0	0	0	0	0	0	0	0	0	-	-	0	0.0	0	0.0	0	0.0
0600	0	0	0	0	0	0	0		0600	0	0	0	0	0	0	0	0	0	0	0	0	0	0	0	-	-	0	0.0	0	0.0	0	0.0
0615	0	0	0	0	0	0	0		0615	0	0	0	0	0	0	0	0	0	0	0	0	0	0	0	-	-	0	0.0	0	0.0	0	0.0
0630	0	0	0	0	0	0	0		0630	0	0	0	0	0	0	0	0	0	0	0	0	0	0	0	-	-	0	0.0	0	0.0	0	0.0
0645	2	2	0	0	0	0	0		0645	0	2	0	0	0	0	0	0	0	0	0	0	0	0	0	11.7	-	0	0.0	0	0.0	0	0.0
0700	0	0	0	0	0	0	0		0700	0	0	0	0	0	0	0	0	0	0	0	0	0	0	0	-	-	0	0.0	0	0.0	0	0.0
0715	0	0	0	0	0	0	0		0715	0	0	0	0	0	0	0	0	0	0	0	0	0	0	0	-	-	0	0.0	0	0.0	0	0.0
0730	0	0	0	0	0	0	0		0730	0	0	0	0	0	0	0	0	0	0	0	0	0	0	0	-	-	0	0.0	0	0.0	0	0.0
0745	0	0	0	0	0	0	0		0745	0	0	0	0	0	0	0	0	0	0	0	0	0	0	0	-	-	0	0.0	0	0.0	0	0.0
0800	1	1	0	0	0	0	0		0800	0	1	0	0	0	0	0	0	0	0	0	0	0	0	0	11.7	-	0	0.0	0	0.0	0	0.0
0815	0	0	0	0	0	0	0		0815	0	0	0	0	0	0	0	0	0	0	0	0	0	0	0	-	-	0	0.0	0	0.0	0	0.0
0830	5	4	0	1	0	0	0		0830	1	4	0	0	0	0	0	0	0	0	0	0	0	0	0	12.1	-	0	0.0	0	0.0	0	0.0
0845	0	0	0	0	0	0	0		0845	0	0	0	0	0	0	0	0	0	0	0	0	0	0	0	-	-	0	0.0	0	0.0	0	0.0
0900	1	1	0	0	0	0	0		0900	0	1	0	0	0	0	0	0	0	0	0	0	0	0	0	-	-	0	0.0	0	0.0	0	0.0
0915	3	3	0	0	0	0	0		0915	1	2	0	0	0	0	0	0	0	0	0	0	0	0	0	11.6	-	0	0.0	0	0.0	0	0.0
0930	3	2	1	0	0	0	0		0930	1	3	0	0	0	0	0	0	0	0	0	0	0	0	0	10.5	-	0	0.0	0	0.0	0	0.0
0945	1	1	0	0	0	0	0		0945	1	0	0	0	0	0	0	0	0	0	0	0	0	0	0	12.2	-	0	0.0	0	0.0	0	0.0
1000	2	1	1	0	0	0	0		1000	1	1	0	0	0	0	0	0	0	0	0	0	0	0	0	8.6	-	0	0.0	0	0.0	0	0.0
1015	2	1	1	0	0	0	0		1015	1	1	0	0	0	0	0	0	0	0	0	0	0	0	0	9.3	-	0	0.0	0	0.0	0	0.0
1030	9	7	2	0	0	0	0		1030	5	4	0	0	0	0	0	0	0	0	0	0	0	0	0	9.5	-	0	0.0	0	0.0	0	0.0
1045	3	2	1	0	0	0	0		1045	3	3	0	0	0	0	0	0	0	0	0	0	0	0	0	10.7	-	0	0.0	0	0.0	0	0.0
1100	4	4	0	0	0	0	0		1100	1	3	0	0	0	0	0	0	0	0	0	0	0	0	0	12.3	-	0	0.0	0	0.0	0	0.0
1115	3	4	0	1	2	0	0		1115	1	2	0	0	0	0	0	0	0	0	0	0	0	0	0	12.0	-	0	0.0	0	0.0	0	0.0
1130	1	1	0	0	0	0	0		1130	1	1	0	0	0	0	0	0	0	0	0	0	0	0	0	9.3	-	0	0.0	0	0.0	0	0.0
1145	2	2	0	0	0	0	0		1145	1	2	0	0	0	0	0	0	0	0	0	0	0	0	0	11.6	-	0	0.0	0	0.0	0	0.0
1200	2	2	0	0	0	0	0		1200	1	1	0	0	0	0	0	0	0	0	0	0	0	0	0	13.1	-	0	0.0	0	0.0	0	0.0
1215	1	1	0	0	0	0	0		1215	1	3	0	0	0	0	0	0	0	0	0	0	0	0	0	13.2	-	0	0.0	0	0.0	0	0.0
1230	4	3	1	0	0	0	0		1230	1	3	0	0	0	0	0	0	0	0	0	0	0	0	0	13.5	-	0	0.0	0	0.0	0	0.0
1245	3	2	1	0	0	0	0		1245	1	3	0	0	0	0	0	0	0	0	0	0	0	0	0	11.4	-	0	0.0	0	0.0	0	0.0
1300	2	1	1	0	0	0	0		1300	1	1	0	0	0	0	0	0	0	0	0	0	0	0	0	10.7	-	0	0.0	0	0.0	0	0.0
1315	1	1	0	0	0	0	0		1315	0	1	0	0	0	0	0	0	0	0	0	0	0	0	0	9.8	-	0	0.0	0	0.0	0	0.0
1330	3	2	1	0	0	0	0		1330	2	1	0	0	0	0	0	0	0	0	0	0	0	0	0	12.0	-	0	0.0	0	0.0	0	0.0
1345	3	3	0	0	0	0	0		1345	0	3	0	0	0	0	0	0	0	0	0	0	0	0	0	9.8	-	0	0.0	0	0.0	0	0.0
1400	2	2	0	0	0	0	0		1400	1	1	0	0	0	0	0	0	0	0	0	0	0	0	0	12.3	-	0	0.0	0	0.0	0	0.0
1415	3	3	0	0	0	0	0		1415	1	2	0	0	0	0	0	0	0	0	0	0	0	0	0	9.6	-	0	0.0	0	0.0	0	0.0
1430	3	3	0	0	0	0	0		1430	1	2	0	0	0	0	0	0	0	0	0	0	0	0	0	10.7	-	0	0.0	0	0.0	0	0.0
1445	0	0	0	0	0	0	0		1445	0	0	0	0	0	0	0	0	0	0	0	0	0	0	0	11.2	-	0	0.0	0	0.0	0	0.0
1500	7	6	1	0	0	0	0		1500	3	4	0	0	0	0	0	0	0	0	0	0	0	0	0	-	-	0	0.0	0	0.0	0	0.0
1515	3	3	0	0	0	0	0		1515	0	2	1	0	0	0	0	0	0	0	0	0	0	0	0	9.6	-	0	0.0	0	0.0	0	0.0
1530	2	2	0	0	0	0	0		1530	2	0	0	0	0	0	0	0	0	0	0	0	0	0	0	14.8	-	0	0.0	0	0.0	0	0.0
1545	1	1	0	0	0	0	0		1545	0	1	0	0	0	0	0	0	0	0	0	0	0	0	0	9.4	-	0	0.0	0	0.0	0	0.0
1600	3	2	0	1	0	0	0		1600	1	1	0	0	0	0	0	0	0	0	0	0	0	0	0	12.4	-	0	0.0	0	0.0	0	0.0
1615	3	3	0	0	0	0	0		1615	2	1	0	0	0	0	0	0	0	0	0	0	0	0	0	7.8	-	0	0.0	0	0.0	0	0.0
1630	3	3	0	0	0	0	0		1630	1	2	0	0	0	0	0	0	0	0	0	0	0	0	0	10.3	-	0	0.0	0	0.0	0	0.0
1645	0	0	0	0	0	0	0		1645	0	0	0	0	0	0	0	0	0	0	0	0	0	0	0	-	-	0	0.0	0	0.0	0	0.0
1700	2	2	0	0	0	0	0		1700	0	2	0	0	0	0	0	0	0	0	0	0	0	0	0	11.4	-	0	0.0	0	0.0	0	0.0
1715	1	1	0	0	0	0	0		1715	0	1	0	0	0	0	0	0	0	0	0	0	0	0	0	10.2	-	0	0.0	0	0.0	0	0.0
1730	3	3	0	0	0	0	0		1730	0	3	0	0	0	0	0	0	0	0	0	0	0	0	0	-	-	0	0.0	0	0.0	0	0.0
1745	1	1	0	0	0	0	0		1745	0	1	0	0	0	0	0	0	0	0	0	0	0	0	0	9.2	-	0	0.0	0	0.0	0	0.0
1800	1	1	0	0	0	0	0		1800	0	1	0	0	0	0	0	0	0	0	0	0	0	0	0	9.5	-	0	0.0	0	0.0	0	0.0
1815	1	1	0	0	0	0	0		1815	0	1	0	0	0	0	0	0	0	0	0	0	0	0	0	12.3	-	0	0.0	0	0.0	0	0.0
1830	0	0	0	0	0	0	0		1830	0	0	0	0	0	0	0	0	0	0	0	0	0	0	0	-	-	0	0.0	0	0.0	0	0.0
1845	5	5	0	0	0	0	0		1845	2	3	0	0	0	0	0	0	0	0	0	0	0	0	0	10.1	-	0	0.0	0	0.0	0	0.0
1900	0	0	0	0	0	0	0		1900	0	0	0	0	0	0	0	0	0	0	0	0	0	0	0	-	-	0	0.0	0	0.0	0	0.0
1915	3	1	1	0	0	0	0		1915	0	2	1	0	0	0	0	0	0	0	0	0	0	0	0	13.8	-	0	0.0	0	0.0	0	0.0
1930	1	1	0	0	0	0	0		1930	0	1	0	0	0	0	0	0	0	0	0	0	0	0	0	13.0	-	0	0.0	0	0.0	0	0.0
1945	4	4	0	0	0	0	0		1945	1	3	0	0	0	0	0	0	0	0	0	0	0	0	0	11.0	-	0	0.0	0	0.0	0	0.0
2000	2	2	0	0	0	0	0		2000	0	2	0	0	0	0	0	0	0	0	0	0	0	0	0	11.6	-	0	0.0	0	0.0	0	0.0
2015	1	1	0	0	0	0	0		2015	0	1	0	0	0	0	0	0	0	0	0	0	0	0	0	11.0	-	0	0.0	0	0.0	0	0.0
2030	1	1	0	0	0	0	0		2030	0	1	0	0	0	0	0	0	0	0	0	0	0	0	0	7.7	-	0	0.0	0	0.0	0	0.0
2045	0	0	0	0	0	0	0		2045	0	0	0	0	0	0	0	0	0	0	0	0	0	0	0	-	-	0	0.0	0	0.0	0	0.0
2100	0	0	0	0	0	0	0		2100	0	0	0	0	0	0	0	0	0	0	0	0	0	0	0	-	-	0	0.0	0	0.0	0	0.0
2115	0	0	0	0	0	0	0		2115	0	0	0	0	0	0	0	0	0	0	0	0	0	0	0	-	-	0	0.0	0	0.0	0	0.0
2130	1	1	0	0	0	0	0		2130	0	1	0	0	0	0	0	0	0	0	0	0	0	0	0	10.5	-	0	0.0	0	0.0	0	0.0
2145	1	1	0	0	0	0	0		2145	0	1	0	0	0	0	0	0	0	0	0	0	0	0	0	14.9	-	0	0.0	0	0.0	0	0.0
2200	0	0	0	0	0	0	0		2200	0	0	0	0	0	0	0	0	0	0	0	0	0	0	0	-	-	0	0.0	0	0.0	0	0.0
2215	1	1	0	0	0	0	0		2215	0	1	0	0	0	0	0	0	0	0	0	0	0	0	0	11.3	-	0	0.0	0	0.0	0	0.0
2230	0	0	0	0	0	0	0		2230	0	0	0	0	0	0	0	0	0	0	0	0	0	0	0	-	-	0	0.0	0	0.0	0	0.0
2245	1	1	0	0	0	0	0		2245	0	1	0	0	0	0	0	0	0	0	0	0	0	0	0	-	-	0	0.0	0	0.0	0	0.0
2300	0	0	0	0	0	0	0		2300	0	0	0	0	0	0	0	0	0	0	0	0	0	0	0	-	-	0	0.0	0	0.0	0	0.0
2315	0	0	0	0	0	0	0		2315	0	0	0	0	0	0	0	0	0	0	0	0	0	0	0	-	-	0	0.0	0	0.0	0	0.0
2330	0	0	0	0	0	0	0		2330	0	0	0	0	0	0	0	0	0	0	0	0	0	0	0	-	-	0	0.0	0	0.0	0	0.0
2345	0	0	0	0	0	0	0		2345	0	0	0	0	0	0	0	0	0	0	0	0	0	0	0	-	-	0	0.0	0	0.0	0	0.0
07-19	101	0	83	17	1	0	0		07-19	36	64	1	0	0	0	0	0	0	0	0	0	0	0	0	10.8	13.1	0	0.0	0	0.0	0	0.0
06-22	115	2	91	21	1	0	0		06-22	38	75	2	0	0	0	0	0	0	0	0	0	0	0	0	11.0	13.4	0	0.0	0	0.0	0	0.0
06-00	117	2	91	23	1	0	0		06-00	39	76	2	0	0	0	0	0	0	0	0	0	0	0	0	10.9	13.3	0	0.0	0	0.0	0	0.0
00-00	120	2	94	23	1	0	0		00-00	39	79	2	0	0	0	0	0	0	0	0	0	0	0	0	11.0	13.3	0	0.0	0	0.0	0	0.0

	DIR 2
ALL VEHICLES	TOTAL
Mcycles	CLASS 1
Cars, taxis, 4WD	CLASS 2
LGV	CLASS 3
OGV1	CLASS 4
OGV2	CLASS 5
PSV	CLASS 6
	TIME
0 - 10 mph	0-10mph
10 - 15 mph	10-15mph
15 - 20 mph	15-20mph
20 - 25 mph	20-25mph
25 - 30 mph	25-30mph
30 - 35 mph	30-35mph
35 - 40 mph	35-40mph
40 - 45 mph	40-45mph
45 - 50 mph	45-50mph
50 - 60 mph	50-60mph
60 - 70 mph	60-70mph
70 - 80 mph	70-80mph
80 - 90 mph	80-90mph
90 - 100 mph	90mph+
AVG SPD	AVG SPD
85%ile	85%ile
> 30mph	PSL SPEEDING
% > 30mph	PSL% SPEEDING
	ACPO SPEEDING
	ACPO% SPEEDING
	DfT SPEEDING
	DfT% SPEEDING

PROJECT 35202 Ashford, Kent
SITE 35202-006
LOCATION HIGHWOOD DRIVE
DIRECTION **WESTBOUND →**
PSL 30mph

DIR 2

Mon 01 May
DAY 7

Time	Total	Cls 1	Cls 2	Cls 3	Cls 4	Cls 5	Cls 6	Fxt	Time
0000	0	0	0	0	0	0	0		0000
0015	1	0	0	0	0	0	0		0015
0030	0	0	0	0	0	0	0		0030
0045	0	0	0	0	0	0	0		0045
0100	0	0	0	0	0	0	0		0100
0115	0	0	0	0	0	0	0		0115
0130	0	0	0	0	0	0	0		0130
0145	0	0	0	0	0	0	0		0145
0200	0	0	0	0	0	0	0		0200
0215	0	0	0	0	0	0	0		0215
0230	0	0	0	0	0	0	0		0230
0245	0	0	0	0	0	0	0		0245
0300	0	0	0	0	0	0	0		0300
0315	0	0	0	0	0	0	0		0315
0330	0	0	0	0	0	0	0		0330
0345	0	0	0	0	0	0	0		0345
0400	0	0	0	0	0	0	0		0400
0415	0	0	0	0	0	0	0		0415
0430	0	0	0	0	0	0	0		0430
0445	0	0	0	0	0	0	0		0445
0500	0	0	0	0	0	0	0		0500
0515	0	0	0	0	0	0	0		0515
0530	0	0	0	0	0	0	0		0530
0545	0	0	0	0	0	0	0		0545
0600	0	0	0	0	0	0	0		0600
0615	0	0	0	0	0	0	0		0615
0630	0	0	0	0	0	0	0		0630
0645	1	0	1	0	0	0	0		0645
0700	0	0	0	0	0	0	0		0700
0715	0	0	0	0	0	0	0		0715
0730	0	0	0	0	0	0	0		0730
0745	0	0	0	0	0	0	0		0745
0800	1	0	1	0	0	0	0		0800
0815	1	0	1	0	0	0	0		0815
0830	0	0	0	0	0	0	0		0830
0845	2	0	1	1	0	0	0		0845
0900	0	0	0	0	0	0	0		0900
0915	4	0	3	1	0	0	0		0915
0930	6	0	5	1	0	0	0		0930
0945	1	0	1	0	0	0	0		0945
1000	4	0	4	0	0	0	0		1000
1015	3	0	2	1	0	0	0		1015
1030	0	0	0	0	0	0	0		1030
1045	2	0	1	1	0	0	0		1045
1100	1	0	1	0	0	0	0		1100
1115	3	0	2	1	0	0	0		1115
1130	2	0	2	0	0	0	0		1130
1145	6	0	6	0	0	0	0		1145
1200	0	0	0	0	0	0	0		1200
1215	1	0	1	0	0	0	0		1215
1230	4	0	3	1	0	0	0		1230
1245	1	0	1	0	0	0	0		1245
1300	3	0	2	1	0	0	0		1300
1315	4	0	4	0	0	0	0		1315
1330	2	0	2	0	0	0	0		1330
1345	2	0	1	1	0	0	0		1345
1400	1	0	1	0	0	0	0		1400
1415	4	0	2	2	0	0	0		1415
1430	0	0	0	0	0	0	0		1430
1445	2	0	1	1	0	0	0		1445
1500	4	0	2	1	0	0	0		1500
1515	1	0	1	0	0	0	0		1515
1530	4	0	4	0	0	0	0		1530
1545	0	0	0	0	0	0	0		1545
1600	1	0	1	0	0	0	0		1600
1615	0	0	0	0	0	0	0		1615
1630	4	0	4	0	0	0	0		1630
1645	0	0	0	0	0	0	0		1645
1700	1	0	1	0	0	0	0		1700
1715	1	0	1	0	0	0	0		1715
1730	1	0	1	0	0	0	0		1730
1745	2	0	2	0	0	0	0		1745
1800	1	0	1	0	0	0	0		1800
1815	0	0	0	0	0	0	0		1815
1830	1	0	1	0	0	0	0		1830
1845	0	0	0	0	0	0	0		1845
1900	0	0	0	0	0	0	0		1900
1915	0	0	0	0	0	0	0		1915
1930	2	0	2	0	0	0	0		1930
1945	1	0	0	1	0	0	0		1945
2000	1	0	1	0	0	0	0		2000
2015	1	0	1	0	0	0	0		2015
2030	1	0	1	0	0	0	0		2030
2045	1	0	1	0	0	0	0		2045
2100	1	0	1	0	0	0	0		2100
2115	1	0	1	0	0	0	0		2115
2130	0	0	0	0	0	0	0		2130
2145	0	0	0	0	0	0	0		2145
2200	0	0	0	0	0	0	0		2200
2215	0	0	0	0	0	0	0		2215
2230	0	0	0	0	0	0	0		2230
2245	0	0	0	0	0	0	0		2245
2300	0	0	0	0	0	0	0		2300
2315	0	0	0	0	0	0	0		2315
2330	0	0	0	0	0	0	0		2330
2345	1	0	0	1	0	0	0		2345
07-19	84	1	66	16	1	0	0		07-19
06-22	94	2	72	19	1	0	0		06-22
06-00	95	2	72	20	1	0	0		06-00
00-00	96	2	73	20	1	0	0		00-00

Time	Vbin 0 10	Vbin 10 15	Vbin 15 20	Vbin 20 25	Vbin 25 30	Vbin 30 35	Vbin 35 40	Vbin 40 45	Vbin 45 50	Vbin 50 60	Vbin 60 70	Vbin 70 80	Vbin 80 90	Vbin 90 100	Mean	V85	PSL 30	PSL% 30	ACPO 35	ACPO% 35	DfT 45	DfT% 45
0000	0	0	0	0	0	0	0	0	0	0	0	0	0	0	-	0	0	0.0	0	0.0	0	0.0
0015	1	0	0	0	0	0	0	0	0	0	0	0	0	0	7.4	-	0	0.0	0	0.0	0	0.0
0030	0	0	0	0	0	0	0	0	0	0	0	0	0	0	-	-	0	0.0	0	0.0	0	0.0
0045	0	0	0	0	0	0	0	0	0	0	0	0	0	0	-	-	0	0.0	0	0.0	0	0.0
0100	0	0	0	0	0	0	0	0	0	0	0	0	0	0	-	-	0	0.0	0	0.0	0	0.0
0115	0	0	0	0	0	0	0	0	0	0	0	0	0	0	-	-	0	0.0	0	0.0	0	0.0
0130	0	0	0	0	0	0	0	0	0	0	0	0	0	0	-	-	0	0.0	0	0.0	0	0.0
0145	0	0	0	0	0	0	0	0	0	0	0	0	0	0	-	-	0	0.0	0	0.0	0	0.0
0200	0	0	0	0	0	0	0	0	0	0	0	0	0	0	-	-	0	0.0	0	0.0	0	0.0
0215	0	0	0	0	0	0	0	0	0	0	0	0	0	0	-	-	0	0.0	0	0.0	0	0.0
0230	0	0	0	0	0	0	0	0	0	0	0	0	0	0	-	-	0	0.0	0	0.0	0	0.0
0245	0	0	0	0	0	0	0	0	0	0	0	0	0	0	-	-	0	0.0	0	0.0	0	0.0
0300	0	0	0	0	0	0	0	0	0	0	0	0	0	0	-	-	0	0.0	0	0.0	0	0.0
0315	0	0	0	0	0	0	0	0	0	0	0	0	0	0	-	-	0	0.0	0	0.0	0	0.0
0330	0	0	0	0	0	0	0	0	0	0	0	0	0	0	-	-	0	0.0	0	0.0	0	0.0
0345	0	0	0	0	0	0	0	0	0	0	0	0	0	0	-	-	0	0.0	0	0.0	0	0.0
0400	0	0	0	0	0	0	0	0	0	0	0	0	0	0	-	-	0	0.0	0	0.0	0	0.0
0415	0	0	0	0	0	0	0	0	0	0	0	0	0	0	-	-	0	0.0	0	0.0	0	0.0
0430	0	0	0	0	0	0	0	0	0	0	0	0	0	0	-	-	0	0.0	0	0.0	0	0.0
0445	0	0	0	0	0	0	0	0	0	0	0	0	0	0	-	-	0	0.0	0	0.0	0	0.0
0500	0	0	0	0	0	0	0	0	0	0	0	0	0	0	-	-	0	0.0	0	0.0	0	0.0
0515	0	0	0	0	0	0	0	0	0	0	0	0	0	0	-	-	0	0.0	0	0.0	0	0.0
0530	0	0	0	0	0	0	0	0	0	0	0	0	0	0	-	-	0	0.0	0	0.0	0	0.0
0545	0	0	0	0	0	0	0	0	0	0	0	0	0	0	-	-	0	0.0	0	0.0	0	0.0
0600	0	0	0	0	0	0	0	0	0	0	0	0	0	0	-	-	0	0.0	0	0.0	0	0.0
0615	0	0	0	0	0	0	0	0	0	0	0	0	0	0	-	-	0	0.0	0	0.0	0	0.0
0630	0	0	0	0	0	0	0	0	0	0	0	0	0	0	-	-	0	0.0	0	0.0	0	0.0
0645	0	1	0	0	0	0	0	0	0	0	0	0	0	0	11.3	-	0	0.0	0	0.0	0	0.0
0700	0	0	0	0	0	0	0	0	0	0	0	0	0	0	-	-	0	0.0	0	0.0	0	0.0
0715	0	0	0	0	0	0	0	0	0	0	0	0	0	0	14.0	-	0	0.0	0	0.0	0	0.0
0730	0	0	0	0	0	0	0	0	0	0	0	0	0	0	-	-	0	0.0	0	0.0	0	0.0
0745	0	0	0	0	0	0	0	0	0	0	0	0	0	0	-	-	0	0.0	0	0.0	0	0.0
0800	1	0	1	0	0	0	0	0	0	0	0	0	0	0	7.4	-	0	0.0	0	0.0	0	0.0
0815	1	0	1	0	0	0	0	0	0	0	0	0	0	0	12.1	-	0	0.0	0	0.0	0	0.0
0830	0	0	0	0	0	0	0	0	0	0	0	0	0	0	-	-	0	0.0	0	0.0	0	0.0
0845	2	0	2	0	0	0	0	0	0	0	0	0	0	0	11.1	-	0	0.0	0	0.0	0	0.0
0900	0	0	0	0	0	0	0	0	0	0	0	0	0	0	-	-	0	0.0	0	0.0	0	0.0
0915	2	0	2	0	0	0	0	0	0	0	0	0	0	0	10.9	-	0	0.0	0	0.0	0	0.0
0930	3	0	3	0	0	0	0	0	0	0	0	0	0	0	11.4	-	0	0.0	0	0.0	0	0.0
0945	1	0	1	0	0	0	0	0	0	0	0	0	0	0	10.4	-	0	0.0	0	0.0	0	0.0
1000	4	0	4	0	0	0	0	0	0	0	0	0	0	0	10.4	-	0	0.0	0	0.0	0	0.0
1015	2	0	2	0	0	0	0	0	0	0	0	0	0	0	13.0	-	0	0.0	0	0.0	0	0.0
1030	0	0	0	0	0	0	0	0	0	0	0	0	0	0	10.6	-	0	0.0	0	0.0	0	0.0
1045	2	0	2	0	0	0	0	0	0	0	0	0	0	0	-	-	0	0.0	0	0.0	0	0.0
1100	2	0	2	0	0	0	0	0	0	0	0	0	0	0	11.5	-	0	0.0	0	0.0	0	0.0
1115	1	0	1	0	0	0	0	0	0	0	0	0	0	0	12.5	-	0	0.0	0	0.0	0	0.0
1130	3	0	3	0	0	0	0	0	0	0	0	0	0	0	8.2	-	0	0.0	0	0.0	0	0.0
1145	1	0	1	0	0	0	0	0	0	0	0	0	0	0	13.9	-	0	0.0	0	0.0	0	0.0
1200	4	0	2	0	0	0	0	0	0	0	0	0	0	0	8.6	-	0	0.0	0	0.0	0	0.0
1215	0	0	0	0	0	0	0	0	0	0	0	0	0	0	-	-	0	0.0	0	0.0	0	0.0
1230	0	0	0	0	0	0	0	0	0	0	0	0	0	0	10.1	-	0	0.0	0	0.0	0	0.0
1245	1	0	1	0	0	0	0	0	0	0	0	0	0	0	10.8	-	0	0.0	0	0.0	0	0.0
1300	3	0	3	0	0	0	0	0	0	0	0	0	0	0	10.6	-	0	0.0	0	0.0	0	0.0
1315	0	0	0	0	0	0	0	0	0	0	0	0	0	0	11.7	-	0	0.0	0	0.0	0	0.0
1330	3	0	3	0	0	0	0	0	0	0	0	0	0	0	10.4	-	0	0.0	0	0.0	0	0.0
1345	2	0	2	0	0	0	0	0	0	0	0	0	0	0	11.1	-	0	0.0	0	0.0	0	0.0
1400	0	0	0	0	0	0	0	0	0	0	0	0	0	0	-	-	0	0.0	0	0.0	0	0.0
1415	1	0	1	0	0	0	0	0	0	0	0	0	0	0	11.6	-	0	0.0	0	0.0	0	0.0
1430	2	0	2	0	0	0	0	0	0	0	0	0	0	0	9.1	-	0	0.0	0	0.0	0	0.0
1445	1	0	1	0	0	0	0	0	0	0	0	0	0	0	10.5	-	0	0.0	0	0.0	0	0.0
1500	3	0	3	0	0	0	0	0	0	0	0	0	0	0	10.4	-	0	0.0	0	0.0	0	0.0
1515	1	0	1	0	0	0	0	0	0	0	0	0	0	0	10.0	-	0	0.0	0	0.0	0	0.0
1530	3	0	3	0	0	0	0	0	0	0	0	0	0	0	11.8	-	0	0.0	0	0.0	0	0.0
1545	0	0	0	0	0	0	0	0	0	0	0	0	0	0	10.1	-	0	0.0	0	0.0	0	0.0
1600	0	0	0	0	0	0	0	0	0	0	0	0	0	0	-	-	0	0.0	0	0.0	0	0.0
1615	0	0	0	0	0	0	0	0	0	0	0	0	0	0	9.2	-	0	0.0	0	0.0	0	0.0
1630	3	0	1	0	0	0	0	0	0	0	0	0	0	0	-	-	0	0.0	0	0.0	0	0.0
1645	0	0	0	0	0	0	0	0	0	0	0	0	0	0	9.7	-	0	0.0	0	0.0	0	0.0
1700	1	0	1	0	0	0	0	0	0	0	0	0	0	0	-	-	0	0.0	0	0.0	0	0.0
1715	1	0	1	0	0	0	0	0	0	0	0	0	0	0	14.5	-	0	0.0	0	0.0	0	0.0
1730	0	0	0	0	0	0	0	0	0	0	0	0	0	0	10.8	-	0	0.0	0	0.0	0	0.0
1745	2	0	2	0	0	0	0	0	0	0	0	0	0	0	7.6	-	0	0.0	0	0.0	0	0.0
1800	0	0	0	0	0	0	0	0	0	0	0	0	0	0	13.9	-	0	0.0	0	0.0	0	0.0
1815	0	0	0	0	0	0	0	0	0	0	0	0	0	0	-	-	0	0.0	0	0.0	0	0.0
1830	0	0	0	0	0	0	0	0	0	0	0	0	0	0	14.0	-	0	0.0	0	0.0	0	0.0
1845	0	0	0	0	0	0	0	0	0	0	0	0	0	0	-	-	0	0.0	0	0.0	0	0.0
1900	0	0	0	0	0	0	0	0	0	0	0	0	0	0	-	-	0	0.0	0	0.0	0	0.0
1915	0	0	0	0	0	0	0	0	0	0	0	0	0	0	-	-	0	0.0	0	0.0	0	0.0
1930	0	0	0	0	0	0	0	0	0	0	0	0	0	0	12.8	-	0	0.0	0	0.0	0	0.0
1945	1	0	1	0	0	0	0	0	0	0	0	0	0	0	8.9	-	0	0.0	0	0.0	0	0.0
2000	1	0	1	0	0	0	0	0	0	0	0	0	0	0	8.4	-	0	0.0	0	0.0	0	0.0
2015	1	0	1	0	0	0	0	0	0	0	0	0	0	0	7.5	-	0	0.0	0	0.0	0	0.0
2030	1	0	1	0	0	0	0	0	0	0	0	0	0	0	10.5	-	0	0.0	0	0.0	0	0.0
2045	1	0	1	0	0	0	0	0	0	0	0	0	0	0	10.8	-	0	0.0	0	0.0	0	0.0
2100	1	0	1	0	0	0	0	0	0	0	0	0	0	0	9.3	-	0	0.0	0	0.0	0	0.0
2115	1	0	1	0	0	0	0	0	0	0	0	0	0	0	10.8	-	0	0.0	0	0.0	0	0.0
2130	0	0	0	0	0	0	0	0	0	0	0	0	0	0	9.6	-	0	0.0	0	0.0	0	0.0
2145	0	0	0	0	0	0	0	0	0	0	0	0	0	0	-	-	0	0.0	0	0.0	0	0.0
2200	0	0	0	0	0	0	0	0	0	0	0	0	0	0	-	-	0	0.0	0	0.0	0	0.0
2215	0	0	0	0	0	0	0	0	0	0	0	0	0	0	-	-	0	0.0	0	0.0	0	0.0
2230	0	0	0	0	0	0	0	0	0	0	0	0	0	0	-	-	0	0.0	0	0.0	0	0.0
2245	0	0	0	0	0	0	0	0	0	0	0	0	0	0	-	-	0	0.0	0	0.0	0	0.0
2300	0	0	0	0	0	0	0	0	0	0	0	0	0	0	-	-	0	0.0	0	0.0	0	0.0
2315	0	0	0	0	0	0	0	0	0	0	0	0	0	0	-	-	0	0.0	0	0.0	0	0.0
2330	0	0	0	0	0	0	0	0	0	0	0	0	0	0	-	-	0	0.0	0	0.0	0	0.0
2345	0	1	0	0	0	0	0	0	0	0	0	0	0	0	12.3	-	0	0.0	0	0.0	0	0.0
07-19	28	54	2	0	0	0	0	0	0	0	0	0	0	0	10.7	13.4	0	0.0	0	0.0	0	0.0
06-22	34	57	3	0	0	0	0	0	0	0	0	0	0	0	10.6	13.2	0	0.0	0	0.0	0	0.0
06-00	34	58	3	0	0	0	0	0	0	0	0	0	0	0	10.7	13.1	0	0.0	0	0.0	0	0.0
00-00	35	58	3	0	0	0	0	0	0	0	0	0	0	0	10.6	13.0	0	0.0	0	0.0	0	0.0

	DIR 2
ALL VEHICLES	TOTAL
Mcycles	CLASS 1
Cars, taxis, 4WD	CLASS 2
LGV	CLASS 3
OGV1	CLASS 4
OGV2	CLASS 5
PSV	CLASS 6
	TIME
0 - 10 mph	0-10mph
10 - 15 mph	10-15mph
15 - 20 mph	15-20mph
20 - 25 mph	20-25mph
25 - 30 mph	25-30mph
30 - 35 mph	30-35mph
35 - 40 mph	35-40mph
40 - 45 mph	40-45mph
45 - 50 mph	45-50mph
50 - 60 mph	50-60mph
60 - 70 mph	60-70mph
70 - 80 mph	70-80mph
80 - 90 mph	80-90mph
90 - 100 mph	90mph+
AVG SPD	AVG SPD
85%ile	85%ile
> 30mph	PSL SPEEDING
% > 30mph	PSL% SPEEDING
	ACPO SPEEDING
	ACPO% SPEEDING
	DfT SPEEDING
	DfT% SPEEDING

ATC SUMMARY REPORT

PROJECT	35202 Ashford, Kent
LOCATION	35202-006 - Highwood Drive
LOC. DESC.	Highwood Drive
START DATE	Tue 02 May, 2023
END DATE	Mon 08 May, 2023
SPEED LIMIT	30mph
SURVEY TYPE	7-day ATC, 15min periods, 6 veh. classes

OVERVIEW

A 7-day automatic traffic count on Highwood Drive, commencing Tue 02 May 2023, recorded a total of 2,082 vehicles. The posted speed limit of 30mph was exceeded by 0.0% of vehicles, and the seasonally adjusted, combined AADT value is 307 (see Equipment & Methodology below).

COMBINED

Total recorded volume	**2,082**
Avg daily volume (based on 7 days)	297.4
Average daily speed (7 days)	12.0mph
Average daily 85%ile (7 days)	14.2mph
AADT (annual average daily traffic)	307
Avg weekday volume (Mon-Fri, 24hrs)	319.2
Avg weekday speed (Mon-Fri, 24hrs)	12.1mph
Avg 12hr weekday volume (Mon-Fri, 0700-1900)	277.0
Avg 12hr weekday speed (Mon-Fri, 0700-1900)	12.1mph

The combined summary on the left shows the total volumes, average speeds, AADT and 85%iles recorded in both directions from all the recorded data. Speeding vehicles are defined as those travelling 31mph and above.

The summaries below provide directionalised details including speeding percentages and weekday daytime details.

EASTBOUND →

Total recorded volume	**1,026**
Avg daily volume (based on 7 days)	146.6
Average daily speed (7 days)	12.8mph
Average daily 85%ile (7 days)	15.3mph
% of vehicles exceeding 30mph	0.0%
Avg weekday volume (Mon-Fri, 24hrs)	157.0
Avg weekday speed (Mon-Fri, 24hrs)	12.9mph
Avg 12hr weekday volume (Mon-Fri, 0700-1900)	135.8
Avg 12hr weekday speed (Mon-Fri, 0700-1900)	12.9mph
Avg 12hr weekday 85%ile (Mon-Fri, 0700-1900)	15.3mph

WESTBOUND ←

Total recorded volume	**1,056**
Avg daily volume (based on 7 days)	150.9
Average daily speed (7 days)	11.2mph
Average daily 85%ile (7 days)	13.1mph
% of vehicles exceeding 30mph	0.0%
Avg weekday volume (Mon-Fri, 24hrs)	162.2
Avg weekday speed (Mon-Fri, 24hrs)	11.2mph
Avg 12hr weekday volume (Mon-Fri, 0700-1900)	141.2
Avg 12hr weekday speed (Mon-Fri, 0700-1900)	11.2mph
Avg 12hr weekday 85%ile (Mon-Fri, 0700-1900)	13.2mph

SITE LOCATION

Location	Highwood Drive
Lat, lng.	51° 8'7.81"N, 0°49'12.61"E
Project & site	35202-006
PSL	30mph
Bus route	No
Direction 1	Eastbound→
Direction 2	Westbound←

DAILY SPEEDS

EASTBOUND →

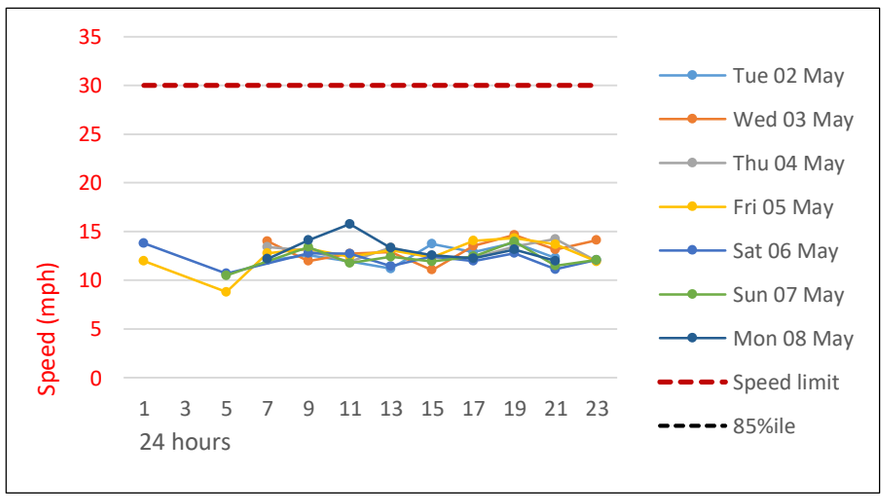

WESTBOUND ←

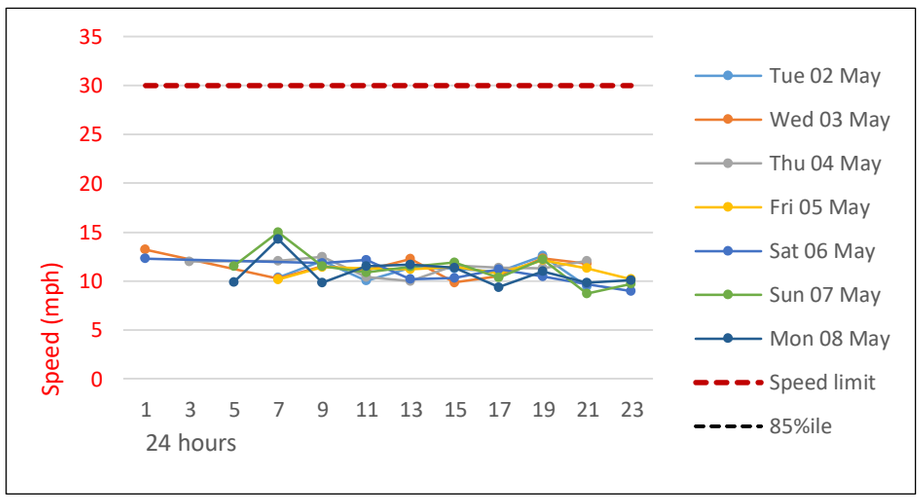

Average daily speeds (solid thin colours) and 85%ile (dashed black) compared against 30mph posted speed limit (dashed red). The 85%ile is the speed at which 85% of all vehicles are observed to travel under free flowing conditions. A minimum of ten vehicles per speed bin is required for this calculation, hence the overnight low-volume 85%ile values may be zero.

The peak average eastbound daytime speed was 21.8mph at 10:30 on Mon 08 May, whilst the peak average westbound speed was 15.9mph at 14:00 on Mon 08 May (based on 15min averages between 0700 & 1900).

HOURLY VOLUMES

EASTBOUND →

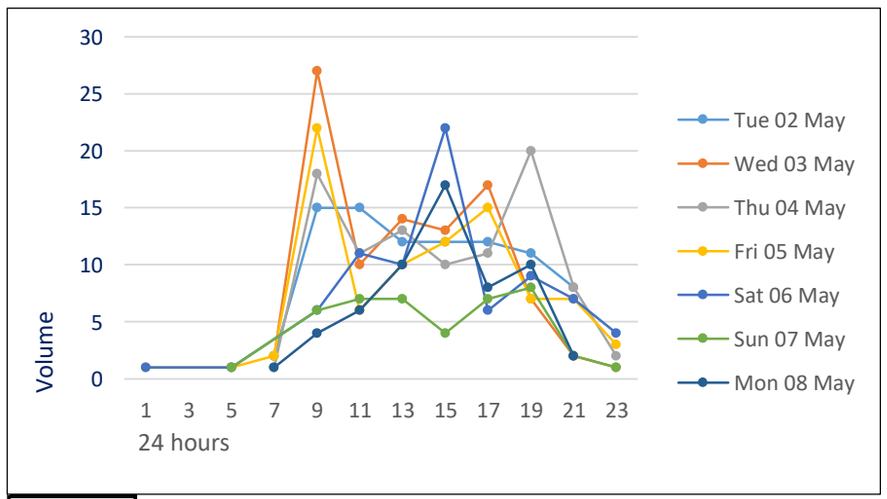

→ Hourly eastbound traffic volumes over each 24hr period for 7 days from all available data.

WESTBOUND ←

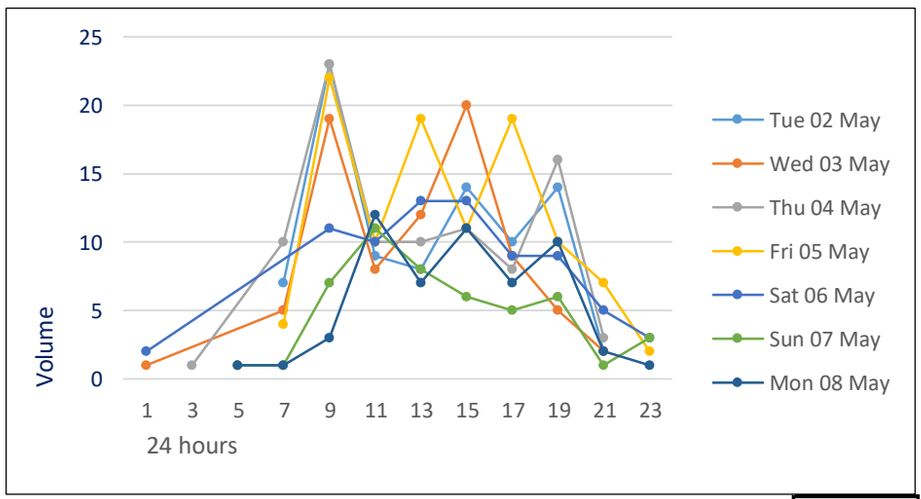

Hourly westbound traffic volumes over each 24hr period for 7 days from all available data. ←

15min VOL & SPEED

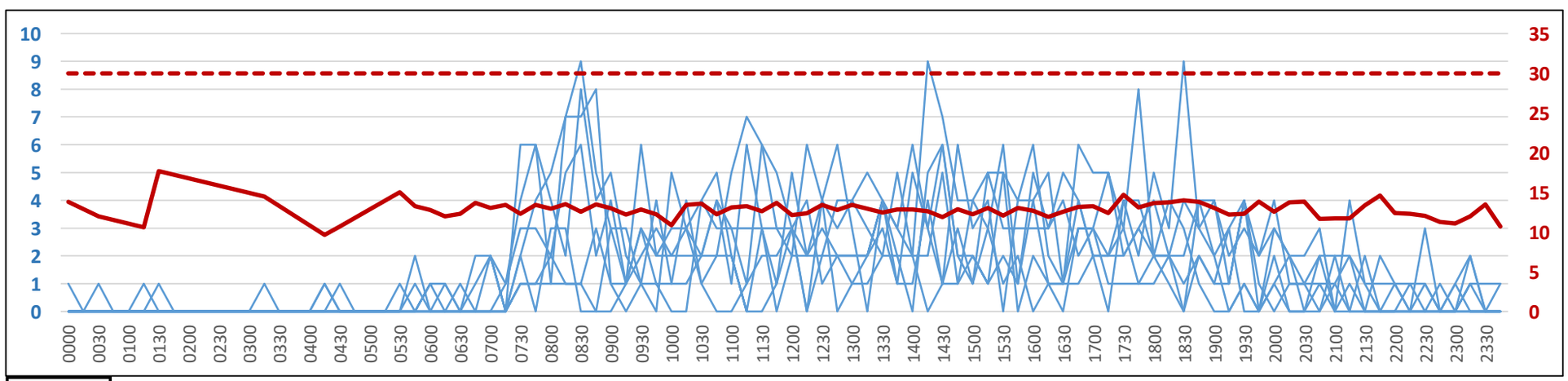

→ 15min daily eastbound flows (blue), against the average speed (red) and 85%ile (dotted black) for each 15min period over the 7-day period.

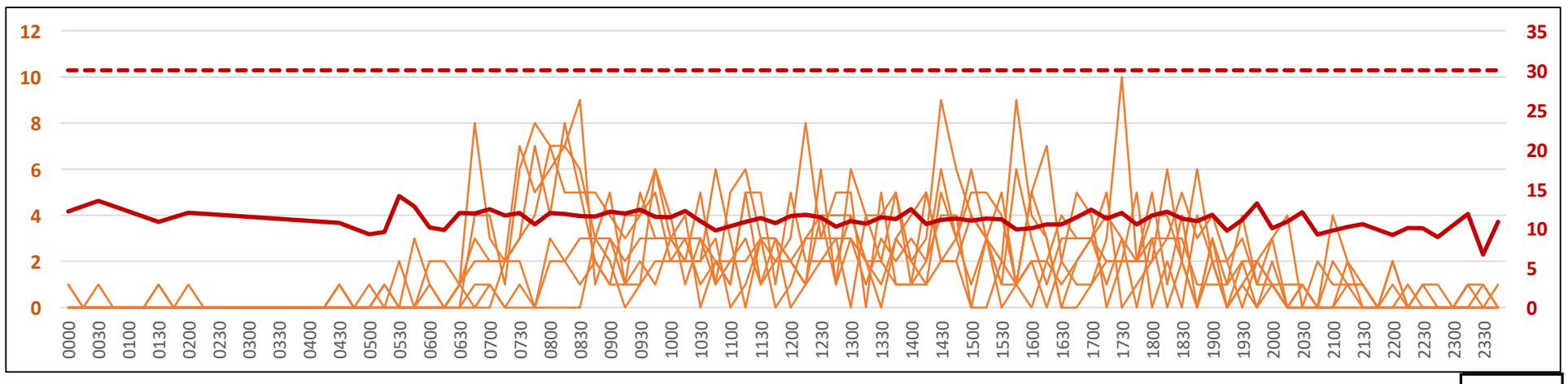

15min daily westbound flows (orange), against the average weekly speed (red) and 85%ile (dotted black) for each 15min period over the 7-day period. ←

DAILY VOLUMES

EAST & WESTBOUND

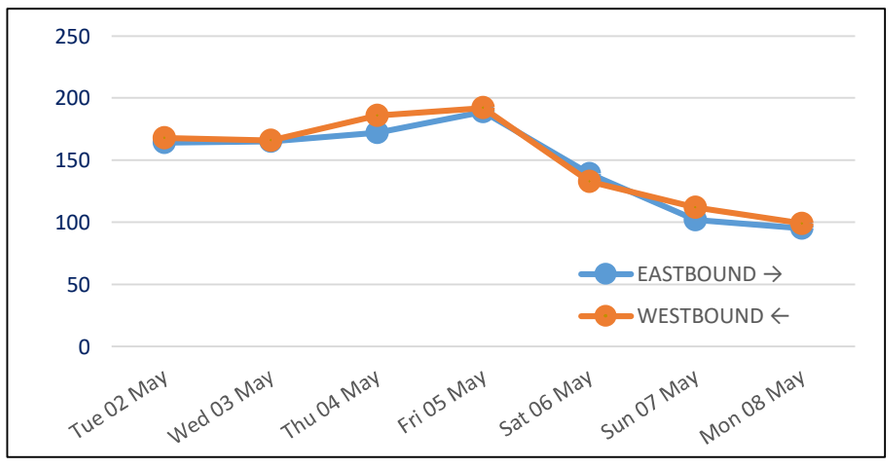

Total 24hr eastbound (blue) and westbound (orange) traffic volumes over 7 consecutive days from all available data.

Unusually, the lowest volumes were NOT recorded on a Sunday but on the Monday, whilst the highest was on the Friday.

7-DAY AVERAGE CLASSES

EASTBOUND 7-DAY AVG →

TIME	MOTOR CYCLES	CARS / LGV	OGV1	OGV2	PSV	TOTAL
0000	0.0	0.3	0.0	0.0	0.0	**0.3**
0100	0.0	0.3	0.0	0.0	0.0	**0.3**
0200	0.0	0.0	0.0	0.0	0.0	**0.0**
0300	0.0	0.1	0.0	0.0	0.0	**0.1**
0400	0.0	0.4	0.0	0.0	0.0	**0.4**
0500	0.0	0.6	0.0	0.0	0.0	**0.6**
0600	0.0	1.1	0.0	0.0	0.0	**1.1**
0700	0.0	6.9	0.0	0.0	0.0	**6.9**
0800	0.3	13.1	0.6	0.0	0.0	**14.0**
0900	0.0	7.6	0.3	0.1	0.0	**8.0**
1000	0.3	8.3	0.6	0.3	0.0	**9.4**
1100	0.1	9.9	0.0	0.3	0.0	**10.3**
1200	0.1	10.1	0.4	0.1	0.0	**10.9**
1300	0.3	9.3	0.4	0.3	0.0	**10.3**
1400	0.1	12.4	0.3	0.0	0.0	**12.9**
1500	0.0	10.6	0.1	0.1	0.0	**10.9**
1600	0.1	10.4	0.3	0.0	0.0	**10.9**
1700	0.1	10.7	0.3	0.0	0.0	**11.1**
1800	0.0	10.1	0.1	0.0	0.0	**10.3**
1900	0.1	6.4	0.0	0.0	0.0	**6.6**
2000	0.0	5.1	0.0	0.0	0.0	**5.1**
2100	0.0	3.0	0.1	0.0	0.0	**3.1**
2200	0.0	1.6	0.0	0.0	0.0	**1.6**
2300	0.0	1.6	0.0	0.0	0.0	**1.6**
12hr TTL	**1.6**	**119.4**	**3.4**	**1.3**	**0.0**	**125.7**
24hr TTL	**1.7**	**140.0**	**3.6**	**1.3**	**0.0**	**146.6**
	1%	96%	2%	1%	0%	

WESTBOUND 7-DAY AVG ←

TIME	MOTOR CYCLES	CARS / LGV	OGV1	OGV2	PSV	TOTAL
0000	0.0	0.3	0.1	0.0	0.0	**0.4**
0100	0.0	0.3	0.0	0.0	0.0	**0.3**
0200	0.0	0.1	0.0	0.0	0.0	**0.1**
0300	0.0	0.0	0.0	0.0	0.0	**0.0**
0400	0.0	0.3	0.0	0.0	0.0	**0.3**
0500	0.0	1.1	0.0	0.0	0.0	**1.1**
0600	0.0	3.7	0.3	0.0	0.0	**4.0**
0700	0.0	9.1	0.6	0.0	0.0	**9.7**
0800	0.0	14.7	0.7	0.0	0.0	**15.4**
0900	0.0	10.9	0.1	0.0	0.0	**11.0**
1000	0.0	9.6	0.4	0.0	0.0	**10.0**
1100	0.0	9.7	0.1	0.0	0.0	**9.9**
1200	0.0	10.7	0.3	0.0	0.0	**11.0**
1300	0.0	10.3	0.6	0.0	0.1	**11.0**
1400	0.0	11.6	0.6	0.0	0.1	**12.3**
1500	0.1	10.0	0.6	0.0	0.0	**10.7**
1600	0.1	9.4	0.0	0.0	0.0	**9.6**
1700	0.0	10.1	0.0	0.0	0.0	**10.1**
1800	0.0	9.9	0.1	0.0	0.0	**10.0**
1900	0.1	6.1	0.0	0.0	0.0	**6.3**
2000	0.0	3.1	0.0	0.0	0.0	**3.1**
2100	0.0	2.4	0.0	0.0	0.0	**2.4**
2200	0.0	1.3	0.0	0.0	0.0	**1.3**
2300	0.0	0.7	0.0	0.0	0.0	**0.7**
12hr TTL	**0.3**	**126.0**	**4.1**	**0.0**	**0.3**	**130.7**
24hr TTL	**0.4**	**145.6**	**4.6**	**0.0**	**0.3**	**150.9**
	0%	96%	3%	0%	0%	

Average daily eastbound and westbound volumes by class (condensed to the AQMA scheme), including 12hr totals for 0700-1900 and overall average percentages. Calculated from all available data over 7 days.

CYCLE PROVISION

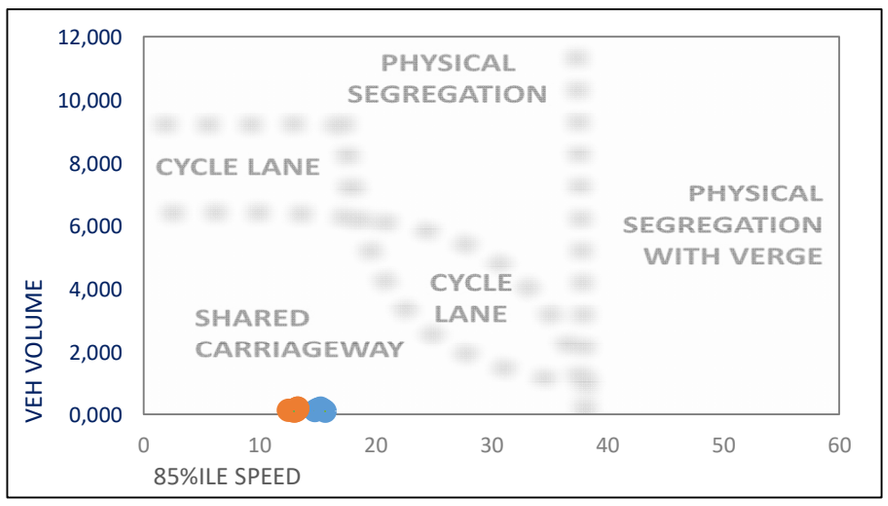

The diagram compares total daily traffic flow (vertical axis) against the average daily 85%ile speed (horizontal axis) to demonstrate cyclist and vulnerable user considerations.

The guidelines are based on the Sustrans Design Manual (Apr 2014); Understanding User Needs, part 2.

Valid 85%iles are required to plot the graph.

METHODOLOGY

Equipment & methodology

Automatic traffic counts are undertaken using a pair of pneumatic tubes installed securely across the carriageway, one metre apart, recording air pulses to determine vehicle speed, class and volume. The ATC equipment generally remains in place for a consecutive seven day period, and the data analysed post-survey.

In queuing conditions, the accuracy of ATC recording equipment will reduce as follows;

- 20 – 30mph: potential reduction of 9% accuracy in volume values
- 10 – 20mph: potential reduction of 26% accuracy in volume values
- 00 – 10mph: potential reduction of 39% accuracy in volume values

These figures are based on multiple ATC results compared against accepted reference values from resilient manual counts.

AADTs are calculated using the seasonal COBA methodology; DMRB Vol. 13, Pt 4:

Equipment damage & failure

Although checked intermittently the equipment remains unmanned for much of the duration of the survey, and can potentially be interfered with, vandalised, damaged or stolen and A-T-R cannot be held responsible for any periods where data has not been captured.

The equipment is located in accordance with the details provided by the client and A-T-R cannot be held responsible for the accuracy of the data or loss of equipment due to theft and vandalism.

Weather & environmental

Inclement conditions during winter months or outbreaks of unseasonable weather may affect survey data collection. This can result in distorted traffic flows or unusable data and should be considered prior to survey approval. Although forecast checks are made prior to the survey commencing, A-T-R cannot be held responsible for the forecast accuracy.

Roadworks & events

Where possible, roadworks checks are made 7 days before the survey commences. Additionally, influencing major local events are also monitored, covering the immediate vicinity of the surveys and any routes likely to affect the outcome of the survey.

CLASS	ABBREV.	DESCRIPTION	LENGTH	COBA
1	MC	Motorcycle	SHORT Up to 5.5m	N/A
2	SV	Cars, taxis, 4WD, vans		CAR & LGV
3	SVT	Class 2 plus trailer	MEDIUM 5.5m to 14.5m	
4	TB2	2 axle truck / bus		OGV1 & PSV
5	TB3	3 axle truck / bus		OGV1
6	T4	4 axle truck		OGV2
7	ART3	3 axle articulated	LONG 11.5m to 19.0m	
8	ART4	4 axle articulated		
9	ART5	5 axle articulated		
10	ART6	6+ axle articulated		

Vehicle classifications

Vehicles recorded by the ATC are placed into one of ten classes based on axle spacing and pattern. This scheme is based on the AustRoad 94 algorithm and modified for UK traffic, referred to as ARX. The table on the left aligns the ARX classifications with the COBA Chapter 8 (Vol 13, Sec 1) classifications.

Under adverse conditions the accuracy of ATC classifications will deteriorate and an appropriate link count should be used for validation.

Disclaimer

Although every attempt is made to achieve accuracy, A-T-R may not be held liable for errors of fact or interpretation.

PROJECT 35202 Ashford, Kent
SITE 35202-006
LOCATION HIGHWOOD DRIVE
DIRECTION **EASTBOUND →**
PSL 30mph

DIR 1

Tue 02 May

DAY 1

TIME	TOTAL	CLS 1	CLS 2	CLS 3	CLS 4	CLS 5	CLS 6	SPD1 0 10	SPD2 10 15	SPD3 15 20	SPD4 20 25	SPD5 25 30	SPD6 30 35	SPD7 35 40	SPD8 40 45	SPD9 45 50	SPD10 50 60	SPD11 60 70	SPD12 70 80	SPD13 80 90	SPD14 90 100	AVG	85%ile	PSL 30	PSL% 30	ACPO	ACPO%	DfT	DfT%
0000	0	0	0	0	0	0	0	0	0	0	0	0	0	0	0	0	0	0	0	0	0	-	-	0	0.0	0	0.0	0	0.0
0015	0	0	0	0	0	0	0	0	0	0	0	0	0	0	0	0	0	0	0	0	0	-	-	0	0.0	0	0.0	0	0.0
0030	0	0	0	0	0	0	0	0	0	0	0	0	0	0	0	0	0	0	0	0	0	-	-	0	0.0	0	0.0	0	0.0
0045	0	0	0	0	0	0	0	0	0	0	0	0	0	0	0	0	0	0	0	0	0	-	-	0	0.0	0	0.0	0	0.0
0100	0	0	0	0	0	0	0	0	0	0	0	0	0	0	0	0	0	0	0	0	0	-	-	0	0.0	0	0.0	0	0.0
0115	0	0	0	0	0	0	0	0	0	0	0	0	0	0	0	0	0	0	0	0	0	-	-	0	0.0	0	0.0	0	0.0
0130	0	0	0	0	0	0	0	0	0	0	0	0	0	0	0	0	0	0	0	0	0	-	-	0	0.0	0	0.0	0	0.0
0145	0	0	0	0	0	0	0	0	0	0	0	0	0	0	0	0	0	0	0	0	0	-	-	0	0.0	0	0.0	0	0.0
0200	0	0	0	0	0	0	0	0	0	0	0	0	0	0	0	0	0	0	0	0	0	-	-	0	0.0	0	0.0	0	0.0
0215	0	0	0	0	0	0	0	0	0	0	0	0	0	0	0	0	0	0	0	0	0	-	-	0	0.0	0	0.0	0	0.0
0230	0	0	0	0	0	0	0	0	0	0	0	0	0	0	0	0	0	0	0	0	0	-	-	0	0.0	0	0.0	0	0.0
0245	0	0	0	0	0	0	0	0	0	0	0	0	0	0	0	0	0	0	0	0	0	-	-	0	0.0	0	0.0	0	0.0
0300	0	0	0	0	0	0	0	0	0	0	0	0	0	0	0	0	0	0	0	0	0	-	-	0	0.0	0	0.0	0	0.0
0315	0	0	0	0	0	0	0	0	0	0	0	0	0	0	0	0	0	0	0	0	0	-	-	0	0.0	0	0.0	0	0.0
0330	0	0	0	0	0	0	0	0	0	0	0	0	0	0	0	0	0	0	0	0	0	-	-	0	0.0	0	0.0	0	0.0
0345	0	0	0	0	0	0	0	0	0	0	0	0	0	0	0	0	0	0	0	0	0	-	-	0	0.0	0	0.0	0	0.0
0400	0	0	0	0	0	0	0	0	0	0	0	0	0	0	0	0	0	0	0	0	0	-	-	0	0.0	0	0.0	0	0.0
0415	0	0	0	0	0	0	0	0	0	0	0	0	0	0	0	0	0	0	0	0	0	-	-	0	0.0	0	0.0	0	0.0
0430	0	0	0	0	0	0	0	0	0	0	0	0	0	0	0	0	0	0	0	0	0	-	-	0	0.0	0	0.0	0	0.0
0445	0	0	0	0	0	0	0	0	0	0	0	0	0	0	0	0	0	0	0	0	0	-	-	0	0.0	0	0.0	0	0.0
0500	0	0	0	0	0	0	0	0	0	0	0	0	0	0	0	0	0	0	0	0	0	-	-	0	0.0	0	0.0	0	0.0
0515	0	0	0	0	0	0	0	0	0	0	0	0	0	0	0	0	0	0	0	0	0	-	-	0	0.0	0	0.0	0	0.0
0530	0	0	0	0	0	0	0	0	0	0	0	0	0	0	0	0	0	0	0	0	0	-	-	0	0.0	0	0.0	0	0.0
0545	0	0	0	0	0	0	0	0	0	0	0	0	0	0	0	0	0	0	0	0	0	-	-	0	0.0	0	0.0	0	0.0
0600	1	0	1	0	0	0	0	0	1	0	0	0	0	0	0	0	0	0	0	0	0	-	-	0	0.0	0	0.0	0	0.0
0615	0	0	0	0	0	0	0	0	0	0	0	0	0	0	0	0	0	0	0	0	0	-	-	0	0.0	0	0.0	0	0.0
0630	1	0	1	0	0	0	0	0	1	0	0	0	0	0	0	0	0	0	0	0	0	-	12.3	0	0.0	0	0.0	0	0.0
0645	0	0	0	0	0	0	0	0	0	0	0	0	0	0	0	0	0	0	0	0	0	-	-	0	0.0	0	0.0	0	0.0
0700	0	0	0	0	0	0	0	0	0	0	0	0	0	0	0	0	0	0	0	0	0	-	-	0	0.0	0	0.0	0	0.0
0715	1	1	0	0	0	0	0	0	1	0	0	0	0	0	0	0	0	0	0	0	0	-	-	0	0.0	0	0.0	0	0.0
0730	3	3	0	0	0	0	0	0	3	0	0	0	0	0	0	0	0	0	0	0	0	-	13.4	0	0.0	0	0.0	0	0.0
0745	3	2	1	0	0	0	0	0	3	0	0	0	0	0	0	0	0	0	0	0	0	-	13.2	0	0.0	0	0.0	0	0.0
0800	2	2	0	0	0	0	0	0	2	0	0	0	0	0	0	0	0	0	0	0	0	-	11.0	0	0.0	0	0.0	0	0.0
0815	5	5	0	0	0	0	0	0	5	0	0	0	0	0	0	0	0	0	0	0	0	-	12.5	0	0.0	0	0.0	0	0.0
0830	6	4	2	0	0	0	0	1	4	1	0	0	0	0	0	0	0	0	0	0	0	-	11.8	0	0.0	0	0.0	0	0.0
0845	2	2	0	0	0	0	0	0	2	0	0	0	0	0	0	0	0	0	0	0	0	-	16.8	0	0.0	0	0.0	0	0.0
0900	4	4	0	0	0	0	0	0	3	1	0	0	0	0	0	0	0	0	0	0	0	-	13.4	0	0.0	0	0.0	0	0.0
0915	1	1	0	0	0	0	0	0	1	0	0	0	0	0	0	0	0	0	0	0	0	-	12.8	0	0.0	0	0.0	0	0.0
0930	3	3	0	0	0	0	0	0	1	1	0	0	0	0	0	0	0	0	0	0	0	-	12.0	0	0.0	0	0.0	0	0.0
0945	2	2	0	0	0	0	0	0	2	0	0	0	0	0	0	0	0	0	0	0	0	-	12.5	0	0.0	0	0.0	0	0.0
1000	3	2	1	0	0	0	0	0	3	0	0	0	0	0	0	0	0	0	0	0	0	-	10.8	0	0.0	0	0.0	0	0.0
1015	3	2	1	0	0	0	0	0	3	0	0	0	0	0	0	0	0	0	0	0	0	-	11.9	0	0.0	0	0.0	0	0.0
1030	4	3	0	0	0	0	0	0	2	2	0	0	0	0	0	0	0	0	0	0	0	-	10.7	0	0.0	0	0.0	0	0.0
1045	5	3	2	0	0	0	0	0	2	5	0	0	0	0	0	0	0	0	0	0	0	-	13.6	0	0.0	0	0.0	0	0.0
1100	2	1	0	0	0	0	0	0	1	1	0	0	0	0	0	0	0	0	0	0	0	-	10.9	0	0.0	0	0.0	0	0.0
1115	1	1	0	0	0	0	1	0	1	0	0	0	0	0	0	0	0	0	0	0	0	-	-	0	0.0	0	0.0	0	0.0
1130	3	3	0	0	0	0	0	0	3	0	0	0	0	0	0	0	0	0	0	0	0	-	12.5	0	0.0	0	0.0	0	0.0
1145	0	0	0	0	0	0	0	0	0	0	0	0	0	0	0	0	0	0	0	0	0	-	-	0	0.0	0	0.0	0	0.0
1200	2	1	0	0	0	0	1	0	1	1	0	0	0	0	0	0	0	0	0	0	0	-	11.7	0	0.0	0	0.0	0	0.0
1215	6	6	0	0	0	0	0	0	2	4	0	0	0	0	0	0	0	0	0	0	0	-	11.3	0	0.0	0	0.0	0	0.0
1230	4	3	1	0	0	0	0	0	1	3	0	0	0	0	0	0	0	0	0	0	0	-	10.8	0	0.0	0	0.0	0	0.0
1245	0	0	0	0	0	0	0	0	0	0	0	0	0	0	0	0	0	0	0	0	0	-	-	0	0.0	0	0.0	0	0.0
1300	1	1	0	0	0	0	1	0	1	0	0	0	0	0	0	0	0	0	0	0	0	-	12.0	0	0.0	0	0.0	0	0.0
1315	2	2	0	0	0	0	0	0	1	1	0	0	0	0	0	0	0	0	0	0	0	-	11.1	0	0.0	0	0.0	0	0.0
1330	3	1	1	0	0	0	0	0	3	0	0	0	0	0	0	0	0	0	0	0	0	-	12.0	0	0.0	0	0.0	0	0.0
1345	5	4	1	0	0	0	0	0	4	1	0	0	0	0	0	0	0	0	0	0	0	-	14.4	0	0.0	0	0.0	0	0.0
1400	3	1	2	0	0	0	0	0	4	1	0	0	0	0	0	0	0	0	0	0	0	-	13.1	0	0.0	0	0.0	0	0.0
1415	1	1	0	0	0	0	0	0	1	1	0	0	0	0	0	0	0	0	0	0	0	-	12.9	0	0.0	0	0.0	0	0.0
1430	3	3	0	0	0	0	0	0	2	1	0	0	0	0	0	0	0	0	0	0	0	-	13.6	0	0.0	0	0.0	0	0.0
1445	1	1	0	0	0	0	0	0	1	0	0	0	0	0	0	0	0	0	0	0	0	-	6.2	0	0.0	0	0.0	0	0.0
1500	5	4	1	0	0	0	0	0	4	0	0	0	0	0	0	0	0	0	0	0	0	-	14.1	0	0.0	0	0.0	0	0.0
1515	5	5	0	0	0	0	0	0	1	0	0	0	0	0	0	0	0	0	0	0	0	-	12.9	0	0.0	0	0.0	0	0.0
1530	3	2	1	0	0	0	0	0	3	0	0	0	0	0	0	0	0	0	0	0	0	-	12.4	0	0.0	0	0.0	0	0.0
1545	3	3	0	0	0	0	0	0	1	1	0	0	0	0	0	0	0	0	0	0	0	-	13.9	0	0.0	0	0.0	0	0.0
1600	3	3	0	0	0	0	0	0	1	2	0	0	0	0	0	0	0	0	0	0	0	-	11.5	0	0.0	0	0.0	0	0.0
1615	4	3	1	0	0	0	0	0	1	2	0	0	0	0	0	0	0	0	0	0	0	-	12.9	0	0.0	0	0.0	0	0.0
1630	2	1	1	0	0	0	0	0	1	4	0	0	0	0	0	0	0	0	0	0	0	-	13.3	0	0.0	0	0.0	0	0.0
1645	3	2	1	0	0	0	0	0	2	2	0	0	0	0	0	0	0	0	0	0	0	-	14.0	0	0.0	0	0.0	0	0.0
1700	5	4	1	0	0	0	0	0	5	0	0	0	0	0	0	0	0	0	0	0	0	-	13.0	0	0.0	0	0.0	0	0.0
1715	3	3	0	0	0	0	0	0	2	1	0	0	0	0	0	0	0	0	0	0	0	-	14.7	0	0.0	0	0.0	0	0.0
1730	8	7	1	0	0	0	0	0	6	1	0	0	0	0	0	0	0	0	0	0	0	-	12.8	0	0.0	0	0.0	0	0.0
1745	2	2	0	0	0	0	0	0	2	0	0	0	0	0	0	0	0	0	0	0	0	-	11.5	0	0.0	0	0.0	0	0.0
1800	2	2	0	0	0	0	0	0	2	0	0	0	0	0	0	0	0	0	0	0	0	-	13.9	0	0.0	0	0.0	0	0.0
1815	4	4	0	0	0	0	0	0	4	0	0	0	0	0	0	0	0	0	0	0	0	-	13.7	0	0.0	0	0.0	0	0.0
1830	3	3	0	0	0	0	0	0	1	2	0	0	0	0	0	0	0	0	0	0	0	-	15.6	0	0.0	0	0.0	0	0.0
1845	4	3	0	0	0	0	0	0	2	2	0	0	0	0	0	0	0	0	0	0	0	-	14.0	0	0.0	0	0.0	0	0.0
1900	2	2	0	0	0	0	0	0	2	0	0	0	0	0	0	0	0	0	0	0	0	-	11.1	0	0.0	0	0.0	0	0.0
1915	2	2	0	0	0	0	0	0	2	0	0	0	0	0	0	0	0	0	0	0	0	-	13.3	0	0.0	0	0.0	0	0.0
1930	3	3	0	0	0	0	0	0	3	0	0	0	0	0	0	0	0	0	0	0	0	-	14.8	0	0.0	0	0.0	0	0.0
1945	2	2	0	0	0	0	0	0	1	1	0	0	0	0	0	0	0	0	0	0	0	-	12.5	0	0.0	0	0.0	0	0.0
2000	4	4	0	0	0	0	0	0	4	0	0	0	0	0	0	0	0	0	0	0	0	-	12.7	0	0.0	0	0.0	0	0.0
2015	1	1	0	0	0	0	0	0	1	0	0	0	0	0	0	0	0	0	0	0	0	-	11.5	0	0.0	0	0.0	0	0.0
2030	1	1	0	0	0	0	0	0	1	0	0	0	0	0	0	0	0	0	0	0	0	-	12.7	0	0.0	0	0.0	0	0.0
2045	2	2	0	0	0	0	0	0	2	0	0	0	0	0	0	0	0	0	0	0	0	-	11.5	0	0.0	0	0.0	0	0.0
2100	2	2	0	0	0	0	0	0	1	1	0	0	0	0	0	0	0	0	0	0	0	-	13.9	0	0.0	0	0.0	0	0.0
2115	2	1	1	0	0	0	0	0	2	0	0	0	0	0	0	0	0	0	0	0	0	-	12.6	0	0.0	0	0.0	0	0.0
2130	0	0	0	0	0	0	0	0	0	0	0	0	0	0	0	0	0	0	0	0	0	-	-	0	0.0	0	0.0	0	0.0
2145	0	0	0	0	0	0	0	0	0	0	0	0	0	0	0	0	0	0	0	0	0	-	-	0	0.0	0	0.0	0	0.0
2200	0	0	0	0	0	0	0	0	0	0	0	0	0	0	0	0	0	0	0	0	0	-	-	0	0.0	0	0.0	0	0.0
2215	0	0	0	0	0	0	0	0	0	0	0	0	0	0	0	0	0	0	0	0	0	-	-	0	0.0	0	0.0	0	0.0
2230	0	0	0	0	0	0	0	0	0	0	0	0	0	0	0	0	0	0	0	0	0	-	-	0	0.0	0	0.0	0	0.0
2245	0	0	0	0	0	0	0	0	0	0	0	0	0	0	0	0	0	0	0	0	0	-	-	0	0.0	0	0.0	0	0.0
2300	1	1	0	0	0	0	0	0	1	0	0	0	0	0	0	0	0	0	0	0	0	-	9.1	0	0.0	0	0.0	0	0.0
2315	0	0	0	0	0	0	0	0	0	0	0	0	0	0	0	0	0	0	0	0	0	-	-	0	0.0	0	0.0	0	0.0
2330	0	0	0	0	0	0	0	0	0	0	0	0	0	0	0	0	0	0	0	0	0	-	-	0	0.0	0	0.0	0	0.0
2345	1	1	0	0	0	0	0	0	1	0	0	0	0	0	0	0	0	0	0	0	0	-	10.5	0	0.0	0	0.0	0	0.0
07-19	137	111	18	4	2	0	0	17	103	17	0	0	0	0	0	0	0	0	0	0	0	15.0	12.7	0	0.0	0	0.0	0	0.0
06-22	162	135	18	5	2	0	0	18	122	22	0	0	0	0	0	0	0	0	0	0	0	15.0	12.8	0	0.0	0	0.0	0	0.0
06-00	164	137	18	5	2	0	0	19	123	22	0	0	0	0	0	0	0	0	0	0	0	15.0	12.7	0	0.0	0	0.0	0	0.0
00-00	164	137	18	5	2	0	0	19	123	22	0	0	0	0	0	0	0	0	0	0	0	15.0	12.7	0	0.0	0	0.0	0	0.0

	DIR 1
ALL VEHICLES	TOTAL
Mcycles	CLASS 1
Cars, taxis, 4WD	CLASS 2
LGV	CLASS 3
OGV1	CLASS 4
OGV2	CLASS 5
PSV	CLASS 6
	TIME
0 - 10 mph	0-10mph
10 - 15 mph	10-15mph
15 - 20 mph	15-20mph
20 - 25 mph	20-25mph
25 - 30 mph	25-30mph
30 - 35 mph	30-35mph
35 - 40 mph	35-40mph
40 - 45 mph	40-45mph
45 - 50 mph	45-50mph
50 - 60 mph	50-60mph
60 - 70 mph	60-70mph
70 - 80 mph	70-80mph
80 - 90 mph	80-90mph
90 - 100 mph	90mph+
AVG SPD	AVG SPD
85%ile	85%ile
> 30mph	PSL SPEEDING
% > 30mph	PSL% SPEEDING
	ACPO SPEEDING
	ACPO% SPEEDING
	DfT SPEEDING
	DfT% SPEEDING

PROJECT 35202 Ashford, Kent
SITE 35202-006
LOCATION HIGHWOOD DRIVE
DIRECTION **EASTBOUND →**
PSL 30mph

DIR 1

Wed 03 May

DAY 2

Time	Total	Cls 1	Cls 2	Cls 3	Cls 4	Cls 5	Cls 6	Fix1	Time	Vbin 0 10	Vbin 10 15	Vbin 15 20	Vbin 20 25	Vbin 25 30	Vbin 30 35	Vbin 35 40	Vbin 40 45	Vbin 45 50	Vbin 50 60	Vbin 60 70	Vbin 70 80	Vbin 80 90	Vbin 90 100	Mean	V85	jPSL 30	jPSL% 30	ACPO 35	ACPO% 35	DfT 45	DfT% 45
0000	0	0	0	0	0	0	0		0000	0	0	0	0	0	0	0	0	0	0	0	0	0	0	-	0	0	0.0	0	0.0	0	0.0
0015	0	0	0	0	0	0	0		0015	0	0	0	0	0	0	0	0	0	0	0	0	0	0	-	0	0	0.0	0	0.0	0	0.0
0030	0	0	0	0	0	0	0		0030	0	0	0	0	0	0	0	0	0	0	0	0	0	0	-	0	0	0.0	0	0.0	0	0.0
0045	0	0	0	0	0	0	0		0045	0	0	0	0	0	0	0	0	0	0	0	0	0	0	-	0	0	0.0	0	0.0	0	0.0
0100	0	0	0	0	0	0	0		0100	0	0	0	0	0	0	0	0	0	0	0	0	0	0	-	0	0	0.0	0	0.0	0	0.0
0115	0	0	0	0	0	0	0		0115	0	0	0	0	0	0	0	0	0	0	0	0	0	0	-	0	0	0.0	0	0.0	0	0.0
0130	0	0	0	0	0	0	0		0130	0	0	0	0	0	0	0	0	0	0	0	0	0	0	-	0	0	0.0	0	0.0	0	0.0
0145	0	0	0	0	0	0	0		0145	0	0	0	0	0	0	0	0	0	0	0	0	0	0	-	0	0	0.0	0	0.0	0	0.0
0200	0	0	0	0	0	0	0		0200	0	0	0	0	0	0	0	0	0	0	0	0	0	0	-	0	0	0.0	0	0.0	0	0.0
0215	0	0	0	0	0	0	0		0215	0	0	0	0	0	0	0	0	0	0	0	0	0	0	-	0	0	0.0	0	0.0	0	0.0
0230	0	0	0	0	0	0	0		0230	0	0	0	0	0	0	0	0	0	0	0	0	0	0	-	0	0	0.0	0	0.0	0	0.0
0245	0	0	0	0	0	0	0		0245	0	0	0	0	0	0	0	0	0	0	0	0	0	0	-	0	0	0.0	0	0.0	0	0.0
0300	0	0	0	0	0	0	0		0300	0	0	0	0	0	0	0	0	0	0	0	0	0	0	-	0	0	0.0	0	0.0	0	0.0
0315	1	1	0	0	0	0	0		0315	0	0	1	0	0	0	0	0	0	0	0	0	0	0	-	0	0	0.0	0	0.0	0	0.0
0330	0	0	0	0	0	0	0		0330	0	0	0	0	0	0	0	0	0	0	0	0	0	0	-	0	0	0.0	0	0.0	0	0.0
0345	0	0	0	0	0	0	0		0345	0	0	0	0	0	0	0	0	0	0	0	0	0	0	-	0	0	0.0	0	0.0	0	0.0
0400	0	0	0	0	0	0	0		0400	0	0	0	0	0	0	0	0	0	0	0	0	0	0	-	0	0	0.0	0	0.0	0	0.0
0415	0	0	0	0	0	0	0		0415	0	0	0	0	0	0	0	0	0	0	0	0	0	0	-	0	0	0.0	0	0.0	0	0.0
0430	0	0	0	0	0	0	0		0430	0	0	0	0	0	0	0	0	0	0	0	0	0	0	-	0	0	0.0	0	0.0	0	0.0
0445	0	0	0	0	0	0	0		0445	0	0	0	0	0	0	0	0	0	0	0	0	0	0	-	0	0	0.0	0	0.0	0	0.0
0500	0	0	0	0	0	0	0		0500	0	0	0	0	0	0	0	0	0	0	0	0	0	0	-	0	0	0.0	0	0.0	0	0.0
0515	0	0	0	0	0	0	0		0515	0	0	0	0	0	0	0	0	0	0	0	0	0	0	-	0	0	0.0	0	0.0	0	0.0
0530	0	0	0	0	0	0	0		0530	0	0	0	0	0	0	0	0	0	0	0	0	0	0	-	0	0	0.0	0	0.0	0	0.0
0545	1	1	0	0	0	0	0		0545	0	0	1	0	0	0	0	0	0	0	0	0	0	0	-	0	0	0.0	0	0.0	0	0.0
0600	0	0	0	0	0	0	0		0600	0	0	0	0	0	0	0	0	0	0	0	0	0	0	-	0	0	0.0	0	0.0	0	0.0
0615	0	0	0	0	0	0	0		0615	0	0	0	0	0	0	0	0	0	0	0	0	0	0	-	0	0	0.0	0	0.0	0	0.0
0630	0	0	0	0	0	0	0		0630	0	0	0	0	0	0	0	0	0	0	0	0	0	0	-	0	0	0.0	0	0.0	0	0.0
0645	2	2	0	0	0	0	0		0645	0	2	0	0	0	0	0	0	0	0	0	0	0	0	-	0	0	0.0	0	0.0	0	0.0
0700	0	0	0	0	0	0	0		0700	0	0	0	0	0	0	0	0	0	0	0	0	0	0	-	0	0	0.0	0	0.0	0	0.0
0715	0	0	0	0	0	0	0		0715	0	0	0	0	0	0	0	0	0	0	0	0	0	0	-	0	0	0.0	0	0.0	0	0.0
0730	2	2	0	0	0	0	0		0730	0	0	2	0	0	0	0	0	0	0	0	0	0	0	-	0	0	0.0	0	0.0	0	0.0
0745	4	3	0	1	0	0	0		0745	0	0	4	0	0	0	0	0	0	0	0	0	0	0	-	0	0	0.0	0	0.0	0	0.0
0800	5	4	0	1	0	0	0		0800	0	0	5	0	0	0	0	0	0	0	0	0	0	0	-	0	0	0.0	0	0.0	0	0.0
0815	7	5	1	1	0	0	0		0815	2	0	5	0	0	0	0	0	0	0	0	0	0	0	-	0	0	0.0	0	0.0	0	0.0
0830	8	8	0	0	0	0	0		0830	1	4	2	0	0	0	0	0	0	0	0	0	0	0	-	0	0	0.0	0	0.0	0	0.0
0845	1	1	0	0	0	0	0		0845	2	6	0	0	0	0	0	0	0	0	0	0	0	0	-	0	0	0.0	0	0.0	0	0.0
0900	1	1	0	1	0	0	0		0900	0	1	0	0	0	0	0	0	0	0	0	0	0	0	-	0	0	0.0	0	0.0	0	0.0
0915	0	0	0	1	0	0	0		0915	0	0	1	0	0	0	0	0	0	0	0	0	0	0	-	0	0	0.0	0	0.0	0	0.0
0930	5	5	0	1	0	0	0		0930	2	2	0	0	0	0	0	0	0	0	0	0	0	0	-	0	0	0.0	0	0.0	0	0.0
0945	2	2	0	0	0	0	0		0945	0	2	0	0	0	0	0	0	0	0	0	0	0	0	-	0	0	0.0	0	0.0	0	0.0
1000	1	1	0	1	0	0	0		1000	0	0	2	0	0	0	0	0	0	0	0	0	0	0	-	0	0	0.0	0	0.0	0	0.0
1015	2	2	0	1	0	0	0		1015	0	0	2	0	0	0	0	0	0	0	0	0	0	0	-	0	0	0.0	0	0.0	0	0.0
1030	4	4	0	0	0	0	0		1030	0	3	0	0	0	0	0	0	0	0	0	0	0	0	-	0	0	0.0	0	0.0	0	0.0
1045	1	1	0	0	0	0	0		1045	0	0	1	0	0	0	0	0	0	0	0	0	0	0	-	0	0	0.0	0	0.0	0	0.0
1100	6	5	1	0	0	0	0		1100	0	5	1	0	0	0	0	0	0	0	0	0	0	0	-	0	0	0.0	0	0.0	0	0.0
1115	3	2	1	0	0	0	0		1115	1	2	0	0	0	0	0	0	0	0	0	0	0	0	-	0	0	0.0	0	0.0	0	0.0
1130	5	5	0	0	0	0	0		1130	0	1	0	0	0	0	0	0	0	0	0	0	0	0	-	0	0	0.0	0	0.0	0	0.0
1145	1	1	0	1	0	0	0		1145	0	0	1	0	0	0	0	0	0	0	0	0	0	0	-	0	0	0.0	0	0.0	0	0.0
1200	5	3	1	0	0	0	0		1200	2	2	0	0	0	0	0	0	0	0	0	0	0	0	-	0	0	0.0	0	0.0	0	0.0
1215	2	1	1	0	0	0	0		1215	0	2	0	0	0	0	0	0	0	0	0	0	0	0	-	0	0	0.0	0	0.0	0	0.0
1230	4	4	0	0	0	0	0		1230	0	2	2	0	0	0	0	0	0	0	0	0	0	0	-	0	0	0.0	0	0.0	0	0.0
1245	3	2	0	1	0	0	0		1245	0	1	0	0	0	0	0	0	0	0	0	0	0	0	-	0	0	0.0	0	0.0	0	0.0
1300	4	3	0	1	0	0	0		1300	0	3	0	0	0	0	0	0	0	0	0	0	0	0	-	0	0	0.0	0	0.0	0	0.0
1315	3	3	0	0	0	0	0		1315	0	2	1	0	0	0	0	0	0	0	0	0	0	0	-	0	0	0.0	0	0.0	0	0.0
1330	2	1	1	0	0	0	0		1330	0	1	1	0	0	0	0	0	0	0	0	0	0	0	-	0	0	0.0	0	0.0	0	0.0
1345	2	2	0	0	0	0	0		1345	0	2	0	0	0	0	0	0	0	0	0	0	0	0	-	0	0	0.0	0	0.0	0	0.0
1400	0	0	0	0	0	0	0		1400	0	0	0	0	0	0	0	0	0	0	0	0	0	0	-	0	0	0.0	0	0.0	0	0.0
1415	5	4	0	1	0	0	0		1415	0	4	0	0	0	0	0	0	0	0	0	0	0	0	-	0	0	0.0	0	0.0	0	0.0
1430	6	6	0	0	0	0	0		1430	4	1	0	0	0	0	0	0	0	0	0	0	0	0	-	0	0	0.0	0	0.0	0	0.0
1445	2	2	0	0	0	0	0		1445	0	2	0	0	0	0	0	0	0	0	0	0	0	0	-	0	0	0.0	0	0.0	0	0.0
1500	1	1	0	0	0	0	0		1500	0	1	0	0	0	0	0	0	0	0	0	0	0	0	-	0	0	0.0	0	0.0	0	0.0
1515	3	3	0	0	0	0	0		1515	0	2	0	0	0	0	0	0	0	0	0	0	0	0	-	0	0	0.0	0	0.0	0	0.0
1530	6	5	0	1	0	0	0		1530	2	1	3	0	0	0	0	0	0	0	0	0	0	0	-	0	0	0.0	0	0.0	0	0.0
1545	1	1	0	0	0	0	0		1545	0	1	0	0	0	0	0	0	0	0	0	0	0	0	-	0	0	0.0	0	0.0	0	0.0
1600	5	5	0	0	0	0	0		1600	0	4	1	0	0	0	0	0	0	0	0	0	0	0	-	0	0	0.0	0	0.0	0	0.0
1615	3	3	0	0	0	0	0		1615	1	1	0	0	0	0	0	0	0	0	0	0	0	0	-	0	0	0.0	0	0.0	0	0.0
1630	5	4	1	0	0	0	0		1630	0	4	1	0	0	0	0	0	0	0	0	0	0	0	-	0	0	0.0	0	0.0	0	0.0
1645	4	3	0	0	0	0	0		1645	0	3	1	0	0	0	0	0	0	0	0	0	0	0	-	0	0	0.0	0	0.0	0	0.0
1700	2	2	0	0	0	0	0		1700	0	2	0	0	0	0	0	0	0	0	0	0	0	0	-	0	0	0.0	0	0.0	0	0.0
1715	0	0	0	0	0	0	0		1715	0	2	0	0	0	0	0	0	0	0	0	0	0	0	-	0	0	0.0	0	0.0	0	0.0
1730	4	4	0	0	0	0	0		1730	0	2	0	0	0	0	0	0	0	0	0	0	0	0	-	0	0	0.0	0	0.0	0	0.0
1745	3	3	1	0	0	0	0		1745	0	3	0	0	0	0	0	0	0	0	0	0	0	0	-	0	0	0.0	0	0.0	0	0.0
1800	2	2	0	0	0	0	0		1800	2	1	0	0	0	0	0	0	0	0	0	0	0	0	-	0	0	0.0	0	0.0	0	0.0
1815	2	2	0	0	0	0	0		1815	1	1	0	0	0	0	0	0	0	0	0	0	0	0	-	0	0	0.0	0	0.0	0	0.0
1830	1	1	0	0	0	0	0		1830	0	1	0	0	0	0	0	0	0	0	0	0	0	0	-	0	0	0.0	0	0.0	0	0.0
1845	2	2	0	0	0	0	0		1845	0	1	1	0	0	0	0	0	0	0	0	0	0	0	-	0	0	0.0	0	0.0	0	0.0
1900	1	1	0	0	0	0	0		1900	0	1	0	0	0	0	0	0	0	0	0	0	0	0	-	0	0	0.0	0	0.0	0	0.0
1915	1	1	0	0	0	0	0		1915	0	1	0	0	0	0	0	0	0	0	0	0	0	0	-	0	0	0.0	0	0.0	0	0.0
1930	4	4	0	0	0	0	0		1930	3	1	0	0	0	0	0	0	0	0	0	0	0	0	-	0	0	0.0	0	0.0	0	0.0
1945	1	1	0	0	0	0	0		1945	1	0	0	0	0	0	0	0	0	0	0	0	0	0	-	0	0	0.0	0	0.0	0	0.0
2000	0	0	0	0	0	0	0		2000	0	0	0	0	0	0	0	0	0	0	0	0	0	0	-	0	0	0.0	0	0.0	0	0.0
2015	1	1	0	0	0	0	0		2015	1	0	0	0	0	0	0	0	0	0	0	0	0	0	-	0	0	0.0	0	0.0	0	0.0
2030	1	1	0	0	0	0	0		2030	1	0	0	0	0	0	0	0	0	0	0	0	0	0	-	0	0	0.0	0	0.0	0	0.0
2045	0	0	0	0	0	0	0		2045	0	0	0	0	0	0	0	0	0	0	0	0	0	0	-	0	0	0.0	0	0.0	0	0.0
2100	2	2	0	0	0	0	0		2100	1	1	0	0	0	0	0	0	0	0	0	0	0	0	-	0	0	0.0	0	0.0	0	0.0
2115	0	0	0	0	0	0	0		2115	0	0	0	0	0	0	0	0	0	0	0	0	0	0	-	0	0	0.0	0	0.0	0	0.0
2130	0	0	0	0	0	0	0		2130	0	0	0	0	0	0	0	0	0	0	0	0	0	0	-	0	0	0.0	0	0.0	0	0.0
2145	0	0	0	0	0	0	0		2145	0	0	0	0	0	0	0	0	0	0	0	0	0	0	-	0	0	0.0	0	0.0	0	0.0
2200	0	0	0	0	0	0	0		2200	0	0	0	0	0	0	0	0	0	0	0	0	0	0	-	0	0	0.0	0	0.0	0	0.0
2215	1	1	0	0	0	0	0		2215	1	0	0	0	0	0	0	0	0	0	0	0	0	0	-	0	0	0.0	0	0.0	0	0.0
2230	0	0	0	0	0	0	0		2230	0	0	0	0	0	0	0	0	0	0	0	0	0	0	-	0	0	0.0	0	0.0	0	0.0
2245	0	0	0	0	0	0	0		2245	0	0	0	0	0	0	0	0	0	0	0	0	0	0	-	0	0	0.0	0	0.0	0	0.0
2300	0	0	0	0	0	0	0		2300	0	0	0	0	0	0	0	0	0	0	0	0	0	0	-	0	0	0.0	0	0.0	0	0.0
2315	0	0	0	0	0	0	0		2315	0	0	0	0	0	0	0	0	0	0	0	0	0	0	-	0	0	0.0	0	0.0	0	0.0
2330	0	0	0	0	0	0	0		2330	0	0	0	0	0	0	0	0	0	0	0	0	0	0	-	0	0	0.0	0	0.0	0	0.0
2345	0	0	0	0	0	0	0		2345	0	0	0	0	0	0	0	0	0	0	0	0	0	0	-	0	0	0.0	0	0.0	0	0.0
07-19	149	123	13	7	1	0	0		07-19	20	100	29	0	0	0	0	0	0	0	0	0	0	0	12.8	15.5	0	0.0	0	0.0	0	0.0
06-22	162	136	13	7	1	0	0		06-22	21	111	30	0	0	0	0	0	0	0	0	0	0	0	12.9	15.4	0	0.0	0	0.0	0	0.0
06-00	163	137	13	7	1	0	0		06-00	21	112	30	0	0	0	0	0	0	0	0	0	0	0	12.9	15.4	0	0.0	0	0.0	0	0.0
00-00	165	139	13	7	1	0	0		00-00	21	114	30	0	0	0	0	0	0	0	0	0	0	0	12.9	15.3	0	0.0	0	0.0	0	0.0

	DIR 1
ALL VEHICLES	TOTAL
Mcycles	CLASS 1
Cars, taxis, 4WD	CLASS 2
LGV	CLASS 3
OGV1	CLASS 4
OGV2	CLASS 5
PSV	CLASS 6
	TIME
0 - 10 mph	0-10mph
10 - 15 mph	10-15mph
15 - 20 mph	15-20mph
20 - 25 mph	20-25mph
25 - 30 mph	25-30mph
30 - 35 mph	30-35mph
35 - 40 mph	35-40mph
40 - 45 mph	40-45mph
45 - 50 mph	45-50mph
50 - 60 mph	50-60mph
60 - 70 mph	60-70mph
70 - 80 mph	70-80mph
80 - 90 mph	80-90mph
90 - 100 mph	90mph+
AVG SPD	AVG SPD
85%ile	85%ile
> 30mph	PSL SPEEDING
% > 30mph	PSL% SPEEDING
	ACPO SPEEDING
	ACPO% SPEEDING
	DfT SPEEDING
	DfT% SPEEDING

PROJECT 35202 Ashford, Kent
SITE 35202-006
LOCATION HIGHWOOD DRIVE
DIRECTION **EASTBOUND →**
PSL 30mph

DIR 1

Thu 04 May
DAY 3

Time	Total	Cls 1	Cls 2	Cls 3	Cls 4	Cls 5	Cls 6	Fxt	Time
0000	0	0	0	0	0	0	0	0	0000
0015	0	0	0	0	0	0	0	0	0015
0030	0	0	0	0	0	0	0	0	0030
0045	0	0	0	0	0	0	0	0	0045
0100	0	0	0	0	0	0	0	0	0100
0115	0	0	0	0	0	0	0	0	0115
0130	0	0	0	0	0	0	0	0	0130
0145	0	0	0	0	0	0	0	0	0145
0200	0	0	0	0	0	0	0	0	0200
0215	0	0	0	0	0	0	0	0	0215
0230	0	0	0	0	0	0	0	0	0230
0245	0	0	0	0	0	0	0	0	0245
0300	0	0	0	0	0	0	0	0	0300
0315	0	0	0	0	0	0	0	0	0315
0330	0	0	0	0	0	0	0	0	0330
0345	0	0	0	0	0	0	0	0	0345
0400	0	0	0	0	0	0	0	0	0400
0415	0	0	0	0	0	0	0	0	0415
0430	0	0	0	0	0	0	0	0	0430
0445	0	0	0	0	0	0	0	0	0445
0500	0	0	0	0	0	0	0	0	0500
0515	0	0	0	0	0	0	0	0	0515
0530	0	0	0	0	0	0	0	0	0530
0545	2	0	2	0	0	0	0	0	0545
0600	0	0	0	0	0	0	0	0	0600
0615	0	0	0	0	0	0	0	0	0615
0630	0	0	0	0	0	0	0	0	0630
0645	1	0	1	0	0	0	0	0	0645
0700	0	0	0	0	0	0	0	0	0700
0715	1	0	1	0	0	0	0	0	0715
0730	4	0	2	2	0	0	0	0	0730
0745	6	0	4	2	0	0	0	0	0745
0800	4	0	3	1	0	0	0	0	0800
0815	2	0	2	0	0	0	0	0	0815
0830	8	0	7	1	0	0	0	0	0830
0845	4	0	4	0	0	0	0	0	0845
0900	5	0	4	1	0	0	0	0	0900
0915	2	0	2	0	0	0	0	0	0915
0930	1	0	1	0	0	0	0	0	0930
0945	0	0	0	0	0	0	0	0	0945
1000	5	0	5	0	0	0	0	0	1000
1015	3	0	1	1	0	1	0	0	1015
1030	1	0	0	1	0	0	0	0	1030
1045	2	0	2	0	0	0	0	0	1045
1100	2	0	2	0	0	0	0	0	1100
1115	0	0	0	0	0	0	0	0	1115
1130	0	0	0	0	0	0	0	0	1130
1145	1	0	1	0	0	0	0	0	1145
1200	3	0	3	0	0	0	0	0	1200
1215	0	0	0	0	0	0	0	0	1215
1230	4	0	2	2	0	0	0	0	1230
1245	6	0	5	1	0	0	0	0	1245
1300	3	0	3	0	0	0	0	0	1300
1315	0	0	0	0	0	0	0	0	1315
1330	4	0	3	1	0	1	0	0	1330
1345	3	0	1	2	0	0	0	0	1345
1400	2	0	1	1	0	0	0	0	1400
1415	5	0	1	1	0	0	0	0	1415
1430	1	0	0	1	0	0	0	0	1430
1445	4	0	3	1	0	0	0	0	1445
1500	0	0	0	0	0	0	0	0	1500
1515	5	0	5	0	0	0	0	0	1515
1530	5	0	5	0	0	0	0	0	1530
1545	4	0	3	1	0	0	0	0	1545
1600	2	0	2	0	0	0	0	0	1600
1615	5	0	4	1	0	0	0	0	1615
1630	1	0	1	0	0	0	0	0	1630
1645	1	0	1	0	0	0	0	0	1645
1700	2	0	1	1	0	0	0	0	1700
1715	2	0	2	0	0	0	0	0	1715
1730	4	0	4	0	0	0	0	0	1730
1745	2	0	2	0	0	0	0	0	1745
1800	5	0	5	0	0	0	0	0	1800
1815	3	0	3	0	0	0	0	0	1815
1830	9	0	8	1	0	0	0	0	1830
1845	3	0	3	0	0	0	0	0	1845
1900	0	0	0	0	0	0	0	0	1900
1915	3	0	3	0	0	0	0	0	1915
1930	4	0	3	1	0	0	0	0	1930
1945	0	0	0	0	0	0	0	0	1945
2000	1	0	1	0	0	0	0	0	2000
2015	2	0	2	0	0	0	0	0	2015
2030	2	0	2	0	0	0	0	0	2030
2045	3	0	3	0	0	0	0	0	2045
2100	0	0	0	0	0	0	0	0	2100
2115	4	0	4	0	0	0	0	0	2115
2130	1	0	1	0	0	0	0	0	2130
2145	0	0	0	0	0	0	0	0	2145
2200	1	0	1	0	0	0	0	0	2200
2215	0	0	0	0	0	0	0	0	2215
2230	1	0	1	0	0	0	0	0	2230
2245	0	0	0	0	0	0	0	0	2245
2300	0	0	0	0	0	0	0	0	2300
2315	0	0	0	0	0	0	0	0	2315
2330	0	0	0	0	0	0	0	0	2330
2345	0	0	0	0	0	0	0	0	2345
07-19	145	0	118	22	3	2	0		07-19
06-22	168	0	140	23	3	2	0		06-22
06-00	170	0	142	23	3	2	0		06-00
00-00	172	0	144	23	3	2	0		00-00

Time	Vbin 0 10	Vbin 10 15	Vbin 15 20	Vbin 20 25	Vbin 25 30	Vbin 30 35	Vbin 35 40	Vbin 40 45	Vbin 45 50	Vbin 50 60	Vbin 60 70	Vbin 70 80	Vbin 80 90	Vbin 90 100	Mean	V85	PSL 30	PSL% 30	ACPO 35	ACPO% 35	DfT 45	DfT% 45
0000	0	0	0	0	0	0	0	0	0	0	0	0	0	0	-	-	0	0.0	0	0.0	0	0.0
0015	0	0	0	0	0	0	0	0	0	0	0	0	0	0	-	-	0	0.0	0	0.0	0	0.0
0030	0	0	0	0	0	0	0	0	0	0	0	0	0	0	-	-	0	0.0	0	0.0	0	0.0
0045	0	0	0	0	0	0	0	0	0	0	0	0	0	0	-	-	0	0.0	0	0.0	0	0.0
0100	0	0	0	0	0	0	0	0	0	0	0	0	0	0	-	-	0	0.0	0	0.0	0	0.0
0115	0	0	0	0	0	0	0	0	0	0	0	0	0	0	-	-	0	0.0	0	0.0	0	0.0
0130	0	0	0	0	0	0	0	0	0	0	0	0	0	0	-	-	0	0.0	0	0.0	0	0.0
0145	0	0	0	0	0	0	0	0	0	0	0	0	0	0	-	-	0	0.0	0	0.0	0	0.0
0200	0	0	0	0	0	0	0	0	0	0	0	0	0	0	-	-	0	0.0	0	0.0	0	0.0
0215	0	0	0	0	0	0	0	0	0	0	0	0	0	0	-	-	0	0.0	0	0.0	0	0.0
0230	0	0	0	0	0	0	0	0	0	0	0	0	0	0	-	-	0	0.0	0	0.0	0	0.0
0245	0	0	0	0	0	0	0	0	0	0	0	0	0	0	-	-	0	0.0	0	0.0	0	0.0
0300	0	0	0	0	0	0	0	0	0	0	0	0	0	0	-	-	0	0.0	0	0.0	0	0.0
0315	0	0	0	0	0	0	0	0	0	0	0	0	0	0	-	-	0	0.0	0	0.0	0	0.0
0330	0	0	0	0	0	0	0	0	0	0	0	0	0	0	-	-	0	0.0	0	0.0	0	0.0
0345	0	0	0	0	0	0	0	0	0	0	0	0	0	0	-	-	0	0.0	0	0.0	0	0.0
0400	0	0	0	0	0	0	0	0	0	0	0	0	0	0	-	-	0	0.0	0	0.0	0	0.0
0415	0	0	0	0	0	0	0	0	0	0	0	0	0	0	-	-	0	0.0	0	0.0	0	0.0
0430	0	0	0	0	0	0	0	0	0	0	0	0	0	0	-	-	0	0.0	0	0.0	0	0.0
0445	0	0	0	0	0	0	0	0	0	0	0	0	0	0	-	-	0	0.0	0	0.0	0	0.0
0500	0	0	0	0	0	0	0	0	0	0	0	0	0	0	-	-	0	0.0	0	0.0	0	0.0
0515	0	0	0	0	0	0	0	0	0	0	0	0	0	0	-	-	0	0.0	0	0.0	0	0.0
0530	0	0	0	0	0	0	0	0	0	0	0	0	0	0	-	-	0	0.0	0	0.0	0	0.0
0545	2	0	2	0	0	0	0	0	0	0	0	0	0	0	-	-	0	0.0	0	0.0	0	0.0
0600	0	0	0	0	0	0	0	0	0	0	0	0	0	0	-	-	0	0.0	0	0.0	0	0.0
0615	0	0	0	0	0	0	0	0	0	0	0	0	0	0	-	-	0	0.0	0	0.0	0	0.0
0630	0	0	0	0	0	0	0	0	0	0	0	0	0	0	-	-	0	0.0	0	0.0	0	0.0
0645	1	0	1	0	0	0	0	0	0	0	0	0	0	0	-	-	0	0.0	0	0.0	0	0.0
0700	0	0	0	0	0	0	0	0	0	0	0	0	0	0	-	-	0	0.0	0	0.0	0	0.0
0715	1	0	1	0	0	0	0	0	0	0	0	0	0	0	-	-	0	0.0	0	0.0	0	0.0
0730	4	0	4	0	0	0	0	0	0	0	0	0	0	0	-	-	0	0.0	0	0.0	0	0.0
0745	6	0	6	0	0	0	0	0	0	0	0	0	0	0	-	-	0	0.0	0	0.0	0	0.0
0800	3	0	3	0	0	0	0	0	0	0	0	0	0	0	-	-	0	0.0	0	0.0	0	0.0
0815	2	0	2	0	0	0	0	0	0	0	0	0	0	0	-	-	0	0.0	0	0.0	0	0.0
0830	7	0	7	0	0	0	0	0	0	0	0	0	0	0	-	-	0	0.0	0	0.0	0	0.0
0845	4	0	4	0	0	0	0	0	0	0	0	0	0	0	-	-	0	0.0	0	0.0	0	0.0
0900	4	0	4	0	0	0	0	0	0	0	0	0	0	0	-	-	0	0.0	0	0.0	0	0.0
0915	2	0	2	0	0	0	0	0	0	0	0	0	0	0	-	-	0	0.0	0	0.0	0	0.0
0930	1	0	1	0	0	0	0	0	0	0	0	0	0	0	-	-	0	0.0	0	0.0	0	0.0
0945	0	0	0	0	0	0	0	0	0	0	0	0	0	0	-	-	0	0.0	0	0.0	0	0.0
1000	5	0	5	0	0	0	0	0	0	0	0	0	0	0	-	-	0	0.0	0	0.0	0	0.0
1015	3	0	3	0	0	0	0	0	0	0	0	0	0	0	14.4	-	0	0.0	0	0.0	0	0.0
1030	1	0	1	0	0	0	0	0	0	0	0	0	0	0	12.7	-	0	0.0	0	0.0	0	0.0
1045	2	0	2	0	0	0	0	0	0	0	0	0	0	0	12.0	-	0	0.0	0	0.0	0	0.0
1100	2	0	2	0	0	0	0	0	0	0	0	0	0	0	13.4	-	0	0.0	0	0.0	0	0.0
1115	0	0	0	0	0	0	0	0	0	0	0	0	0	0	14.1	-	0	0.0	0	0.0	0	0.0
1130	0	0	0	0	0	0	0	0	0	0	0	0	0	0	13.3	-	0	0.0	0	0.0	0	0.0
1145	1	0	1	0	0	0	0	0	0	0	0	0	0	0	13.1	-	0	0.0	0	0.0	0	0.0
1200	3	0	3	0	0	0	0	0	0	0	0	0	0	0	11.7	-	0	0.0	0	0.0	0	0.0
1215	0	0	0	0	0	0	0	0	0	0	0	0	0	0	11.7	-	0	0.0	0	0.0	0	0.0
1230	4	0	2	2	0	0	0	0	0	0	0	0	0	0	13.3	-	0	0.0	0	0.0	0	0.0
1245	6	0	5	1	0	0	0	0	0	0	0	0	0	0	13.7	-	0	0.0	0	0.0	0	0.0
1300	3	0	3	0	0	0	0	0	0	0	0	0	0	0	-	-	0	0.0	0	0.0	0	0.0
1315	0	0	0	0	0	0	0	0	0	0	0	0	0	0	-	-	0	0.0	0	0.0	0	0.0
1330	4	0	3	1	0	1	0	0	0	0	0	0	0	0	11.4	-	0	0.0	0	0.0	0	0.0
1345	3	0	1	2	0	0	0	0	0	0	0	0	0	0	13.0	-	0	0.0	0	0.0	0	0.0
1400	2	0	1	1	0	0	0	0	0	0	0	0	0	0	10.8	-	0	0.0	0	0.0	0	0.0
1415	5	0	1	1	0	0	0	0	0	0	0	0	0	0	12.0	-	0	0.0	0	0.0	0	0.0
1430	1	0	0	1	0	0	0	0	0	0	0	0	0	0	11.6	-	0	0.0	0	0.0	0	0.0
1445	4	0	3	1	0	0	0	0	0	0	0	0	0	0	-	-	0	0.0	0	0.0	0	0.0
1500	0	0	0	0	0	0	0	0	0	0	0	0	0	0	-	-	0	0.0	0	0.0	0	0.0
1515	5	0	5	0	0	0	0	0	0	0	0	0	0	0	15.2	-	0	0.0	0	0.0	0	0.0
1530	5	0	5	0	0	0	0	0	0	0	0	0	0	0	13.6	-	0	0.0	0	0.0	0	0.0
1545	4	0	3	1	0	0	0	0	0	0	0	0	0	0	-	-	0	0.0	0	0.0	0	0.0
1600	2	0	2	0	0	0	0	0	0	0	0	0	0	0	14.4	-	0	0.0	0	0.0	0	0.0
1615	5	0	4	0	0	0	0	0	0	0	0	0	0	0	12.6	-	0	0.0	0	0.0	0	0.0
1630	1	0	1	0	0	0	0	0	0	0	0	0	0	0	11.6	-	0	0.0	0	0.0	0	0.0
1645	1	0	1	0	0	0	0	0	0	0	0	0	0	0	-	-	0	0.0	0	0.0	0	0.0
1700	2	0	1	1	0	0	0	0	0	0	0	0	0	0	15.1	-	0	0.0	0	0.0	0	0.0
1715	2	0	2	0	0	0	0	0	0	0	0	0	0	0	12.0	-	0	0.0	0	0.0	0	0.0
1730	4	0	4	0	0	0	0	0	0	0	0	0	0	0	15.8	-	0	0.0	0	0.0	0	0.0
1745	2	0	2	0	0	0	0	0	0	0	0	0	0	0	12.1	-	0	0.0	0	0.0	0	0.0
1800	5	0	5	0	0	0	0	0	0	0	0	0	0	0	13.1	-	0	0.0	0	0.0	0	0.0
1815	3	0	3	0	0	0	0	0	0	0	0	0	0	0	14.2	-	0	0.0	0	0.0	0	0.0
1830	8	0	8	1	0	0	0	0	0	0	0	0	0	0	13.8	-	0	0.0	0	0.0	0	0.0
1845	3	0	3	0	0	0	0	0	0	0	0	0	0	0	12.3	-	0	0.0	0	0.0	0	0.0
1900	0	0	0	0	0	0	0	0	0	0	0	0	0	0	15.4	-	0	0.0	0	0.0	0	0.0
1915	3	0	3	0	0	0	0	0	0	0	0	0	0	0	12.5	-	0	0.0	0	0.0	0	0.0
1930	3	0	3	0	0	0	0	0	0	0	0	0	0	0	11.3	-	0	0.0	0	0.0	0	0.0
1945	0	0	0	0	0	0	0	0	0	0	0	0	0	0	-	-	0	0.0	0	0.0	0	0.0
2000	1	0	1	0	0	0	0	0	0	0	0	0	0	0	16.0	-	0	0.0	0	0.0	0	0.0
2015	2	0	2	0	0	0	0	0	0	0	0	0	0	0	15.3	-	0	0.0	0	0.0	0	0.0
2030	2	0	2	0	0	0	0	0	0	0	0	0	0	0	15.8	-	0	0.0	0	0.0	0	0.0
2045	3	0	3	0	0	0	0	0	0	0	0	0	0	0	11.9	-	0	0.0	0	0.0	0	0.0
2100	0	0	0	0	0	0	0	0	0	0	0	0	0	0	-	-	0	0.0	0	0.0	0	0.0
2115	4	0	4	0	0	0	0	0	0	0	0	0	0	0	14.3	-	0	0.0	0	0.0	0	0.0
2130	1	0	1	0	0	0	0	0	0	0	0	0	0	0	11.5	-	0	0.0	0	0.0	0	0.0
2145	0	0	0	0	0	0	0	0	0	0	0	0	0	0	-	-	0	0.0	0	0.0	0	0.0
2200	1	0	1	0	0	0	0	0	0	0	0	0	0	0	12.7	-	0	0.0	0	0.0	0	0.0
2215	0	0	0	0	0	0	0	0	0	0	0	0	0	0	-	-	0	0.0	0	0.0	0	0.0
2230	1	0	1	0	0	0	0	0	0	0	0	0	0	0	11.3	-	0	0.0	0	0.0	0	0.0
2245	0	0	0	0	0	0	0	0	0	0	0	0	0	0	-	-	0	0.0	0	0.0	0	0.0
2300	0	0	0	0	0	0	0	0	0	0	0	0	0	0	-	-	0	0.0	0	0.0	0	0.0
2315	0	0	0	0	0	0	0	0	0	0	0	0	0	0	-	-	0	0.0	0	0.0	0	0.0
2330	0	0	0	0	0	0	0	0	0	0	0	0	0	0	-	-	0	0.0	0	0.0	0	0.0
2345	0	0	0	0	0	0	0	0	0	0	0	0	0	0	-	-	0	0.0	0	0.0	0	0.0
07-19	11	112	22	0	0	0	0	0	0	0	0	0	0	0	13.0	15.0	0	0.0	0	0.0	0	0.0
06-22	13	127	28	0	0	0	0	0	0	0	0	0	0	0	13.0	15.3	0	0.0	0	0.0	0	0.0
06-00	13	129	28	0	0	0	0	0	0	0	0	0	0	0	13.0	15.3	0	0.0	0	0.0	0	0.0
00-00	13	131	28	0	0	0	0	0	0	0	0	0	0	0	13.0	15.2	0	0.0	0	0.0	0	0.0

	DIR 1
ALL VEHICLES	TOTAL
Mcycles	CLASS 1
Cars, taxis, 4WD	CLASS 2
LGV	CLASS 3
OGV1	CLASS 4
OGV2	CLASS 5
PSV	CLASS 6
	TIME
0 - 10 mph	0-10mph
10 - 15 mph	10-15mph
15 - 20 mph	15-20mph
20 - 25 mph	20-25mph
25 - 30 mph	25-30mph
30 - 35 mph	30-35mph
35 - 40 mph	35-40mph
40 - 45 mph	40-45mph
45 - 50 mph	45-50mph
50 - 60 mph	50-60mph
60 - 70 mph	60-70mph
70 - 80 mph	70-80mph
80 - 90 mph	80-90mph
90 - 100 mph	90mph+
AVG SPD	AVG SPD
85%ile	85%ile
> 30mph	PSL SPEEDING
% > 30mph	PSL% SPEEDING
	ACPO SPEEDING
	ACPO% SPEEDING
	DfT SPEEDING
	DfT% SPEEDING

PROJECT 35202 Ashford, Kent
SITE 35202-006
LOCATION HIGHWOOD DRIVE
DIRECTION **EASTBOUND →**
PSL 30mph

Fri 05 May
DAY 4

Time	Total	Cls 1	Cls 2	Cls 3	Cls 4	Cls 5	Cls 6	Fxt	Time
0000	0	0	0	0	0	0	0		0000
0015	0	0	0	0	0	0	0		0015
0030	1	0	0	0	0	0	0		0030
0045	0	0	0	0	0	0	0		0045
0100	0	0	0	0	0	0	0		0100
0115	0	0	0	0	0	0	0		0115
0130	0	0	0	0	0	0	0		0130
0145	0	0	0	0	0	0	0		0145
0200	0	0	0	0	0	0	0		0200
0215	0	0	0	0	0	0	0		0215
0230	0	0	0	0	0	0	0		0230
0245	0	0	0	0	0	0	0		0245
0300	0	0	0	0	0	0	0		0300
0315	0	0	0	0	0	0	0		0315
0330	0	0	0	0	0	0	0		0330
0345	0	0	0	0	0	0	0		0345
0400	0	0	0	0	0	0	0		0400
0415	1	0	1	0	0	0	0		0415
0430	0	0	0	0	0	0	0		0430
0445	0	0	0	0	0	0	0		0445
0500	0	0	0	0	0	0	0		0500
0515	0	0	0	0	0	0	0		0515
0530	1	0	0	1	0	0	0		0530
0545	0	0	0	0	0	0	0		0545
0600	0	0	0	0	0	0	0		0600
0615	1	0	1	0	0	0	0		0615
0630	0	0	0	0	0	0	0		0630
0645	0	0	0	0	0	0	0		0645
0700	2	0	2	0	0	0	0		0700
0715	0	0	0	0	0	0	0		0715
0730	6	0	6	0	0	0	0		0730
0745	6	0	5	1	0	0	0		0745
0800	1	0	1	0	0	0	0		0800
0815	7	0	5	1	0	0	0		0815
0830	9	0	8	1	0	0	0		0830
0845	5	0	4	0	1	0	0		0845
0900	3	0	3	0	0	0	0		0900
0915	3	0	2	1	0	0	0		0915
0930	1	0	1	0	0	0	0		0930
0945	4	0	2	1	1	0	0		0945
1000	1	0	1	0	0	0	0		1000
1015	1	0	0	1	0	0	0		1015
1030	2	0	2	0	0	0	0		1030
1045	2	0	0	2	0	0	0		1045
1100	5	0	4	1	0	0	0		1100
1115	7	0	5	1	1	0	0		1115
1130	6	0	5	1	0	0	0		1130
1145	3	0	1	2	0	0	0		1145
1200	2	0	1	1	0	0	0		1200
1215	2	0	2	0	0	0	0		1215
1230	2	0	0	0	0	0	0		1230
1245	4	0	4	0	0	0	0		1245
1300	4	0	3	0	1	0	0		1300
1315	5	0	3	2	0	0	0		1315
1330	4	0	4	0	0	0	0		1330
1345	1	0	1	0	0	0	0		1345
1400	1	0	1	0	0	0	0		1400
1415	4	0	4	0	0	0	0		1415
1430	1	0	0	1	0	0	0		1430
1445	6	0	5	0	0	0	0		1445
1500	3	0	3	0	0	0	0		1500
1515	4	0	3	1	0	0	0		1515
1530	0	0	0	0	0	0	0		1530
1545	4	0	4	0	0	0	0		1545
1600	6	0	5	1	0	0	0		1600
1615	2	0	2	0	0	0	0		1615
1630	1	0	1	0	0	0	0		1630
1645	6	0	5	1	0	0	0		1645
1700	5	0	5	0	0	0	0		1700
1715	5	0	5	0	0	0	0		1715
1730	2	0	1	1	0	0	0		1730
1745	3	0	3	0	0	0	0		1745
1800	2	0	2	0	0	0	0		1800
1815	1	0	1	0	0	0	0		1815
1830	0	0	0	0	0	0	0		1830
1845	4	0	4	0	0	0	0		1845
1900	1	0	3	0	0	0	0		1900
1915	1	0	1	0	0	0	0		1915
1930	4	0	4	0	0	0	0		1930
1945	2	0	2	0	0	0	0		1945
2000	3	0	3	0	0	0	0		2000
2015	2	0	1	1	0	0	0		2015
2030	0	0	0	0	0	0	0		2030
2045	2	0	2	0	0	0	0		2045
2100	0	0	0	0	0	0	0		2100
2115	1	0	1	0	0	0	0		2115
2130	0	0	0	0	0	0	0		2130
2145	2	0	2	0	0	0	0		2145
2200	1	0	1	0	0	0	0		2200
2215	1	0	1	0	0	0	0		2215
2230	0	0	0	0	0	0	0		2230
2245	0	0	0	0	0	0	0		2245
2300	0	0	0	0	0	0	0		2300
2315	2	0	2	0	0	0	0		2315
2330	0	0	0	0	0	0	0		2330
2345	0	0	0	0	0	0	0		2345
07-19	158	3	131	17	6	1	0		07-19
06-22	181	4	151	19	6	1	0		06-22
06-00	186	4	156	19	6	1	0		06-00
00-00	189	4	158	20	6	1	0		00-00

Time	Vbin 0 10	Vbin 10 15	Vbin 15 20	Vbin 20 25	Vbin 25 30	Vbin 30 35	Vbin 35 40	Vbin 40 45	Vbin 45 50	Vbin 50 60	Vbin 60 70	Vbin 70 80	Vbin 80 90	Vbin 90 100	Mean	V85	PSL 30	PSL% 30	ACPO S	ACPO% S	DfT	DfT%
0000	0	0	0	0	0	0	0	0	0	0	0	0	0	0	-	0	0	0.0	0	0.0	0	0.0
0015	0	0	0	0	0	0	0	0	0	0	0	0	0	0	-	0	0	0.0	0	0.0	0	0.0
0030	0	0	0	0	0	0	0	0	0	0	0	0	0	0	-	0	0	0.0	0	0.0	0	0.0
0045	0	0	1	0	0	0	0	0	0	0	0	0	0	0	12.0	-	0	0.0	0	0.0	0	0.0
0100	0	0	0	0	0	0	0	0	0	0	0	0	0	0	-	-	0	0.0	0	0.0	0	0.0
0115	0	0	0	0	0	0	0	0	0	0	0	0	0	0	-	-	0	0.0	0	0.0	0	0.0
0130	0	0	0	0	0	0	0	0	0	0	0	0	0	0	-	-	0	0.0	0	0.0	0	0.0
0145	0	0	0	0	0	0	0	0	0	0	0	0	0	0	-	-	0	0.0	0	0.0	0	0.0
0200	0	0	0	0	0	0	0	0	0	0	0	0	0	0	-	-	0	0.0	0	0.0	0	0.0
0215	0	0	0	0	0	0	0	0	0	0	0	0	0	0	-	-	0	0.0	0	0.0	0	0.0
0230	0	0	0	0	0	0	0	0	0	0	0	0	0	0	-	-	0	0.0	0	0.0	0	0.0
0245	0	0	0	0	0	0	0	0	0	0	0	0	0	0	-	-	0	0.0	0	0.0	0	0.0
0300	0	0	0	0	0	0	0	0	0	0	0	0	0	0	-	-	0	0.0	0	0.0	0	0.0
0315	0	0	0	0	0	0	0	0	0	0	0	0	0	0	-	-	0	0.0	0	0.0	0	0.0
0330	0	0	0	0	0	0	0	0	0	0	0	0	0	0	-	-	0	0.0	0	0.0	0	0.0
0345	0	0	0	0	0	0	0	0	0	0	0	0	0	0	-	-	0	0.0	0	0.0	0	0.0
0400	0	0	0	0	0	0	0	0	0	0	0	0	0	0	-	-	0	0.0	0	0.0	0	0.0
0415	0	1	0	0	0	0	0	0	0	0	0	0	0	0	8.8	-	0	0.0	0	0.0	0	0.0
0430	0	0	0	0	0	0	0	0	0	0	0	0	0	0	-	-	0	0.0	0	0.0	0	0.0
0445	0	0	0	0	0	0	0	0	0	0	0	0	0	0	-	-	0	0.0	0	0.0	0	0.0
0500	0	0	0	0	0	0	0	0	0	0	0	0	0	0	-	-	0	0.0	0	0.0	0	0.0
0515	0	0	0	0	0	0	0	0	0	0	0	0	0	0	-	-	0	0.0	0	0.0	0	0.0
0530	1	0	0	1	0	0	0	0	0	0	0	0	0	0	-	-	0	0.0	0	0.0	0	0.0
0545	0	0	0	0	0	0	0	0	0	0	0	0	0	0	15.0	-	0	0.0	0	0.0	0	0.0
0600	0	0	0	0	0	0	0	0	0	0	0	0	0	0	-	-	0	0.0	0	0.0	0	0.0
0615	1	0	1	0	0	0	0	0	0	0	0	0	0	0	13.8	-	0	0.0	0	0.0	0	0.0
0630	0	0	0	0	0	0	0	0	0	0	0	0	0	0	11.8	-	0	0.0	0	0.0	0	0.0
0645	0	0	0	0	0	0	0	0	0	0	0	0	0	0	-	-	0	0.0	0	0.0	0	0.0
0700	2	0	2	0	0	0	0	0	0	0	0	0	0	0	12.1	-	0	0.0	0	0.0	0	0.0
0715	0	0	0	0	0	0	0	0	0	0	0	0	0	0	-	-	0	0.0	0	0.0	0	0.0
0730	0	0	0	0	0	0	0	0	0	0	0	0	0	0	13.6	-	0	0.0	0	0.0	0	0.0
0745	0	0	6	1	0	0	0	0	0	0	0	0	0	0	12.8	-	0	0.0	0	0.0	0	0.0
0800	0	0	7	0	0	0	0	0	0	0	0	0	0	0	12.3	-	0	0.0	0	0.0	0	0.0
0815	0	1	7	1	0	0	0	0	0	0	0	0	0	0	12.4	-	0	0.0	0	0.0	0	0.0
0830	1	0	7	1	0	0	0	0	0	0	0	0	0	0	13.2	-	0	0.0	0	0.0	0	0.0
0845	0	0	2	3	0	0	0	0	0	0	0	0	0	0	14.8	-	0	0.0	0	0.0	0	0.0
0900	0	0	2	1	0	0	0	0	0	0	0	0	0	0	14.9	-	0	0.0	0	0.0	0	0.0
0915	1	0	2	0	0	0	0	0	0	0	0	0	0	0	9.9	-	0	0.0	0	0.0	0	0.0
0930	1	0	1	0	0	0	0	0	0	0	0	0	0	0	12.6	-	0	0.0	0	0.0	0	0.0
0945	2	0	2	0	0	0	0	0	0	0	0	0	0	0	10.2	-	0	0.0	0	0.0	0	0.0
1000	0	0	0	0	0	0	0	0	0	0	0	0	0	0	10.1	-	0	0.0	0	0.0	0	0.0
1015	0	0	1	1	0	0	0	0	0	0	0	0	0	0	12.7	-	0	0.0	0	0.0	0	0.0
1030	0	0	1	1	0	0	0	0	0	0	0	0	0	0	15.3	-	0	0.0	0	0.0	0	0.0
1045	1	0	1	0	0	0	0	0	0	0	0	0	0	0	10.6	-	0	0.0	0	0.0	0	0.0
1100	2	0	3	1	0	0	0	0	0	0	0	0	0	0	12.3	-	0	0.0	0	0.0	0	0.0
1115	1	0	4	1	0	0	0	0	0	0	0	0	0	0	11.4	-	0	0.0	0	0.0	0	0.0
1130	0	0	6	0	0	0	0	0	0	0	0	0	0	0	12.0	-	0	0.0	0	0.0	0	0.0
1145	0	0	3	0	0	0	0	0	0	0	0	0	0	0	14.0	-	0	0.0	0	0.0	0	0.0
1200	0	0	2	0	0	0	0	0	0	0	0	0	0	0	13.1	-	0	0.0	0	0.0	0	0.0
1215	0	0	2	0	0	0	0	0	0	0	0	0	0	0	13.5	-	0	0.0	0	0.0	0	0.0
1230	0	0	0	0	0	0	0	0	0	0	0	0	0	0	14.2	-	0	0.0	0	0.0	0	0.0
1245	1	0	2	0	0	0	0	0	0	0	0	0	0	0	12.3	-	0	0.0	0	0.0	0	0.0
1300	0	0	4	0	0	0	0	0	0	0	0	0	0	0	13.2	-	0	0.0	0	0.0	0	0.0
1315	0	0	4	0	0	0	0	0	0	0	0	0	0	0	12.8	-	0	0.0	0	0.0	0	0.0
1330	0	0	3	1	0	0	0	0	0	0	0	0	0	0	12.8	-	0	0.0	0	0.0	0	0.0
1345	0	0	3	1	0	0	0	0	0	0	0	0	0	0	15.4	-	0	0.0	0	0.0	0	0.0
1400	0	0	1	1	0	0	0	0	0	0	0	0	0	0	13.7	-	0	0.0	0	0.0	0	0.0
1415	0	0	4	4	0	0	0	0	0	0	0	0	0	0	13.5	-	0	0.0	0	0.0	0	0.0
1430	3	0	1	1	0	0	0	0	0	0	0	0	0	0	13.1	-	0	0.0	0	0.0	0	0.0
1445	0	0	2	1	0	0	0	0	0	0	0	0	0	0	11.2	-	0	0.0	0	0.0	0	0.0
1500	0	0	3	0	0	0	0	0	0	0	0	0	0	0	13.8	-	0	0.0	0	0.0	0	0.0
1515	0	0	3	1	0	0	0	0	0	0	0	0	0	0	13.9	-	0	0.0	0	0.0	0	0.0
1530	0	0	0	0	0	0	0	0	0	0	0	0	0	0	-	-	0	0.0	0	0.0	0	0.0
1545	0	0	3	3	0	0	0	0	0	0	0	0	0	0	13.5	-	0	0.0	0	0.0	0	0.0
1600	0	0	5	5	0	0	0	0	0	0	0	0	0	0	13.3	-	0	0.0	0	0.0	0	0.0
1615	0	0	1	0	0	0	0	0	0	0	0	0	0	0	14.4	-	0	0.0	0	0.0	0	0.0
1630	0	0	1	0	0	0	0	0	0	0	0	0	0	0	11.3	-	0	0.0	0	0.0	0	0.0
1645	0	0	2	4	0	0	0	0	0	0	0	0	0	0	15.2	-	0	0.0	0	0.0	0	0.0
1700	0	0	4	1	0	0	0	0	0	0	0	0	0	0	13.7	-	0	0.0	0	0.0	0	0.0
1715	1	0	3	1	0	0	0	0	0	0	0	0	0	0	12.0	-	0	0.0	0	0.0	0	0.0
1730	0	0	2	0	0	0	0	0	0	0	0	0	0	0	13.4	-	0	0.0	0	0.0	0	0.0
1745	0	0	2	1	0	0	0	0	0	0	0	0	0	0	14.8	-	0	0.0	0	0.0	0	0.0
1800	0	0	2	0	0	0	0	0	0	0	0	0	0	0	14.6	-	0	0.0	0	0.0	0	0.0
1815	0	0	1	0	0	0	0	0	0	0	0	0	0	0	12.7	-	0	0.0	0	0.0	0	0.0
1830	0	0	0	0	0	0	0	0	0	0	0	0	0	0	-	-	0	0.0	0	0.0	0	0.0
1845	1	0	3	1	0	0	0	0	0	0	0	0	0	0	14.6	-	0	0.0	0	0.0	0	0.0
1900	0	0	0	0	0	0	0	0	0	0	0	0	0	0	10.8	-	0	0.0	0	0.0	0	0.0
1915	0	0	1	0	0	0	0	0	0	0	0	0	0	0	11.9	-	0	0.0	0	0.0	0	0.0
1930	0	0	3	1	0	0	0	0	0	0	0	0	0	0	13.8	-	0	0.0	0	0.0	0	0.0
1945	0	0	1	1	0	0	0	0	0	0	0	0	0	0	13.8	-	0	0.0	0	0.0	0	0.0
2000	0	0	2	1	0	0	0	0	0	0	0	0	0	0	14.3	-	0	0.0	0	0.0	0	0.0
2015	0	0	1	1	0	0	0	0	0	0	0	0	0	0	15.9	-	0	0.0	0	0.0	0	0.0
2030	0	0	0	0	0	0	0	0	0	0	0	0	0	0	-	-	0	0.0	0	0.0	0	0.0
2045	0	0	1	0	0	0	0	0	0	0	0	0	0	0	10.6	-	0	0.0	0	0.0	0	0.0
2100	0	0	0	0	0	0	0	0	0	0	0	0	0	0	-	-	0	0.0	0	0.0	0	0.0
2115	0	0	1	0	0	0	0	0	0	0	0	0	0	0	10.7	-	0	0.0	0	0.0	0	0.0
2130	0	0	0	0	0	0	0	0	0	0	0	0	0	0	-	-	0	0.0	0	0.0	0	0.0
2145	0	0	2	0	0	0	0	0	0	0	0	0	0	0	16.4	-	0	0.0	0	0.0	0	0.0
2200	0	0	1	0	0	0	0	0	0	0	0	0	0	0	13.8	-	0	0.0	0	0.0	0	0.0
2215	0	0	1	0	0	0	0	0	0	0	0	0	0	0	10.5	-	0	0.0	0	0.0	0	0.0
2230	0	0	0	0	0	0	0	0	0	0	0	0	0	0	11.5	-	0	0.0	0	0.0	0	0.0
2245	0	0	0	0	0	0	0	0	0	0	0	0	0	0	-	-	0	0.0	0	0.0	0	0.0
2300	0	0	0	0	0	0	0	0	0	0	0	0	0	0	-	-	0	0.0	0	0.0	0	0.0
2315	0	0	2	0	0	0	0	0	0	0	0	0	0	0	14.4	-	0	0.0	0	0.0	0	0.0
2330	0	0	0	0	0	0	0	0	0	0	0	0	0	0	-	-	0	0.0	0	0.0	0	0.0
2345	0	0	0	0	0	0	0	0	0	0	0	0	0	0	-	-	0	0.0	0	0.0	0	0.0
07-19	14	119	25	0	0	0	0	0	0	0	0	0	0	0	13.0	15.2	0	0.0	0	0.0	0	0.0
06-22	16	134	31	0	0	0	0	0	0	0	0	0	0	0	13.0	15.3	0	0.0	0	0.0	0	0.0
06-00	16	139	31	0	0	0	0	0	0	0	0	0	0	0	13.0	15.3	0	0.0	0	0.0	0	0.0
00-00	17	141	31	0	0	0	0	0	0	0	0	0	0	0	13.0	15.3	0	0.0	0	0.0	0	0.0

DIR 1	
TOTAL	ALL VEHICLES
CLASS 1	Mcycles
CLASS 2	Cars, taxis, 4WD
CLASS 3	LGV
CLASS 4	OGV1
CLASS 5	OGV2
CLASS 6	PSV
TIME	
0-10mph	0 - 10 mph
10-15mph	10 - 15 mph
15-20mph	15 - 20 mph
20-25mph	20 - 25 mph
25-30mph	25 - 30 mph
30-35mph	30 - 35 mph
35-40mph	35 - 40 mph
40-45mph	40 - 45 mph
45-50mph	45 - 50 mph
50-60mph	50 - 60 mph
60-70mph	60 - 70 mph
70-80mph	70 - 80 mph
80-90mph	80 - 90 mph
90mph+	90 - 100 mph
AVG SPD	AVG SPD
85%ile	85%ile
PSL SPEEDING	> 30mph
PSL% SPEEDING	% > 30mph
ACPO SPEEDING	
ACPO% SPEEDING	
DfT SPEEDING	
DfT% SPEEDING	

PROJECT 35202 Ashford, Kent
SITE 35202-006
LOCATION HIGHWOOD DRIVE
DIRECTION **EASTBOUND →**
PSL 30mph

Sat 06 May
DAY 5

Time	Total	Cls 1	Cls 2	Cls 3	Cls 4	Cls 5	Cls 6	Fxt	Time
0000	0	0	0	0	0	0	0		0000
0015	1	0	1	0	0	0	0		0015
0030	0	0	0	0	0	0	0		0030
0045	0	0	0	0	0	0	0		0045
0100	0	0	0	0	0	0	0		0100
0115	1	1	0	0	0	0	0		0115
0130	0	0	0	0	0	0	0		0130
0145	0	0	0	0	0	0	0		0145
0200	0	0	0	0	0	0	0		0200
0215	0	0	0	0	0	0	0		0215
0230	0	0	0	0	0	0	0		0230
0245	0	0	0	0	0	0	0		0245
0300	0	0	0	0	0	0	0		0300
0315	0	0	0	0	0	0	0		0315
0330	0	0	0	0	0	0	0		0330
0345	0	0	0	0	0	0	0		0345
0400	0	0	0	0	0	0	0		0400
0415	0	0	0	0	0	0	0		0415
0430	1	1	0	0	0	0	0		0430
0445	0	0	0	0	0	0	0		0445
0500	0	0	0	0	0	0	0		0500
0515	0	0	0	0	0	0	0		0515
0530	0	0	0	0	0	0	0		0530
0545	0	0	0	0	0	0	0		0545
0600	0	0	0	0	0	0	0		0600
0615	0	0	0	0	0	0	0		0615
0630	0	0	0	0	0	0	0		0630
0645	0	0	0	0	0	0	0		0645
0700	0	0	0	0	0	0	0		0700
0715	0	0	0	0	0	0	0		0715
0730	2	0	1	1	0	0	0		0730
0745	0	0	0	0	0	0	0		0745
0800	3	0	3	0	0	0	0		0800
0815	3	0	2	1	0	0	0		0815
0830	0	0	0	0	0	0	0		0830
0845	0	0	0	0	0	0	0		0845
0900	3	0	2	0	1	0	0		0900
0915	1	1	0	0	0	0	0		0915
0930	2	0	1	1	0	0	0		0930
0945	3	0	3	0	0	0	0		0945
1000	2	0	2	0	0	0	0		1000
1015	3	0	3	0	0	0	0		1015
1030	2	0	2	0	0	0	0		1030
1045	4	0	3	0	1	0	0		1045
1100	3	0	3	0	0	0	0		1100
1115	3	0	2	1	0	0	0		1115
1130	3	0	3	0	0	0	0		1130
1145	3	0	2	1	0	0	0		1145
1200	2	0	2	0	0	0	0		1200
1215	2	0	2	0	0	0	0		1215
1230	3	0	3	0	0	0	0		1230
1245	2	0	2	0	0	0	0		1245
1300	1	0	1	0	0	0	0		1300
1315	1	0	1	0	0	0	0		1315
1330	2	0	2	0	0	0	0		1330
1345	5	0	5	0	0	0	0		1345
1400	2	0	1	1	0	0	0		1400
1415	9	0	8	1	0	0	0		1415
1430	7	0	7	0	0	0	0		1430
1445	4	0	3	0	1	0	0		1445
1500	4	0	2	2	0	0	0		1500
1515	3	0	3	0	0	0	0		1515
1530	1	0	1	0	0	0	0		1530
1545	2	0	2	0	0	0	0		1545
1600	0	0	0	0	0	0	0		1600
1615	1	0	1	0	0	0	0		1615
1630	1	0	1	0	0	0	0		1630
1645	4	0	4	0	0	0	0		1645
1700	1	0	1	0	0	0	0		1700
1715	2	0	2	0	0	0	0		1715
1730	3	0	3	0	0	0	0		1730
1745	1	0	1	0	0	0	0		1745
1800	1	0	0	1	0	0	0		1800
1815	2	0	2	0	0	0	0		1815
1830	2	0	2	0	0	0	0		1830
1845	4	0	4	0	0	0	0		1845
1900	2	0	2	0	0	0	0		1900
1915	0	0	0	0	0	0	0		1915
1930	1	0	1	0	0	0	0		1930
1945	0	0	0	0	0	0	0		1945
2000	3	0	3	0	0	0	0		2000
2015	2	0	2	0	0	0	0		2015
2030	1	0	1	0	0	0	0		2030
2045	1	0	1	0	0	0	0		2045
2100	1	0	1	0	0	0	0		2100
2115	2	0	1	1	0	0	0		2115
2130	1	0	1	0	0	0	0		2130
2145	1	0	1	0	0	0	0		2145
2200	1	0	1	0	0	0	0		2200
2215	0	0	0	0	0	0	0		2215
2230	3	0	3	0	0	0	0		2230
2245	0	0	0	0	0	0	0		2245
2300	1	0	1	0	0	0	0		2300
2315	2	0	2	0	0	0	0		2315
2330	0	0	0	0	0	0	0		2330
2345	0	0	0	0	0	0	0		2345
07-19	114	1	99	10	3	1	0		07-19
06-22	129	1	113	11	3	1	0		06-22
06-00	136	1	120	11	3	1	0		06-00
00-00	139	1	123	11	3	1	0		00-00

Time	Vbin 0 10	Vbin 10 15	Vbin 15 20	Vbin 20 25	Vbin 25 30	Vbin 30 35	Vbin 35 40	Vbin 40 45	Vbin 45 50	Vbin 50 60	Vbin 60 70	Vbin 70 80	Vbin 80 90	Vbin 90 100	Mean	V85	PSL 30	PSL% 30	ACPO 35	ACPO% 35	DfT 45	DfT% 45
0000	0	0	0	0	0	0	0	0	0	0	0	0	0	0	13.8	-	0	0.0	0	0.0	0	0.0
0015	0	1	0	0	0	0	0	0	0	0	0	0	0	0	-	-	0	0.0	0	0.0	0	0.0
0030	0	0	0	0	0	0	0	0	0	0	0	0	0	0	-	-	0	0.0	0	0.0	0	0.0
0045	0	0	0	0	0	0	0	0	0	0	0	0	0	0	-	-	0	0.0	0	0.0	0	0.0
0100	0	0	0	0	0	0	0	0	0	0	0	0	0	0	-	-	0	0.0	0	0.0	0	0.0
0115	1	1	0	0	0	0	0	0	0	0	0	0	0	0	10.6	-	0	0.0	0	0.0	0	0.0
0130	0	0	0	0	0	0	0	0	0	0	0	0	0	0	-	-	0	0.0	0	0.0	0	0.0
0145	0	0	0	0	0	0	0	0	0	0	0	0	0	0	-	-	0	0.0	0	0.0	0	0.0
0200	0	0	0	0	0	0	0	0	0	0	0	0	0	0	-	-	0	0.0	0	0.0	0	0.0
0215	0	0	0	0	0	0	0	0	0	0	0	0	0	0	-	-	0	0.0	0	0.0	0	0.0
0230	0	0	0	0	0	0	0	0	0	0	0	0	0	0	-	-	0	0.0	0	0.0	0	0.0
0245	0	0	0	0	0	0	0	0	0	0	0	0	0	0	-	-	0	0.0	0	0.0	0	0.0
0300	0	0	0	0	0	0	0	0	0	0	0	0	0	0	-	-	0	0.0	0	0.0	0	0.0
0315	0	0	0	0	0	0	0	0	0	0	0	0	0	0	-	-	0	0.0	0	0.0	0	0.0
0330	0	0	0	0	0	0	0	0	0	0	0	0	0	0	-	-	0	0.0	0	0.0	0	0.0
0345	0	0	0	0	0	0	0	0	0	0	0	0	0	0	-	-	0	0.0	0	0.0	0	0.0
0400	0	0	0	0	0	0	0	0	0	0	0	0	0	0	-	-	0	0.0	0	0.0	0	0.0
0415	0	0	0	0	0	0	0	0	0	0	0	0	0	0	-	-	0	0.0	0	0.0	0	0.0
0430	1	1	0	0	0	0	0	0	0	0	0	0	0	0	10.7	-	0	0.0	0	0.0	0	0.0
0445	0	0	0	0	0	0	0	0	0	0	0	0	0	0	-	-	0	0.0	0	0.0	0	0.0
0500	0	0	0	0	0	0	0	0	0	0	0	0	0	0	-	-	0	0.0	0	0.0	0	0.0
0515	0	0	0	0	0	0	0	0	0	0	0	0	0	0	-	-	0	0.0	0	0.0	0	0.0
0530	0	0	0	0	0	0	0	0	0	0	0	0	0	0	-	-	0	0.0	0	0.0	0	0.0
0545	0	0	0	0	0	0	0	0	0	0	0	0	0	0	-	-	0	0.0	0	0.0	0	0.0
0600	0	0	0	0	0	0	0	0	0	0	0	0	0	0	-	-	0	0.0	0	0.0	0	0.0
0615	0	0	0	0	0	0	0	0	0	0	0	0	0	0	-	-	0	0.0	0	0.0	0	0.0
0630	0	0	0	0	0	0	0	0	0	0	0	0	0	0	-	-	0	0.0	0	0.0	0	0.0
0645	0	0	0	0	0	0	0	0	0	0	0	0	0	0	-	-	0	0.0	0	0.0	0	0.0
0700	0	0	0	0	0	0	0	0	0	0	0	0	0	0	-	-	0	0.0	0	0.0	0	0.0
0715	0	0	0	0	0	0	0	0	0	0	0	0	0	0	-	-	0	0.0	0	0.0	0	0.0
0730	0	1	1	0	0	0	0	0	0	0	0	0	0	0	14.6	-	0	0.0	0	0.0	0	0.0
0745	0	0	0	0	0	0	0	0	0	0	0	0	0	0	-	-	0	0.0	0	0.0	0	0.0
0800	0	3	3	0	0	0	0	0	0	0	0	0	0	0	13.1	-	0	0.0	0	0.0	0	0.0
0815	0	3	3	0	0	0	0	0	0	0	0	0	0	0	12.5	-	0	0.0	0	0.0	0	0.0
0830	0	0	0	0	0	0	0	0	0	0	0	0	0	0	-	-	0	0.0	0	0.0	0	0.0
0845	0	0	0	0	0	0	0	0	0	0	0	0	0	0	-	-	0	0.0	0	0.0	0	0.0
0900	0	1	1	0	0	0	0	0	0	0	0	0	0	0	9.8	-	0	0.0	0	0.0	0	0.0
0915	0	1	1	0	0	0	0	0	0	0	0	0	0	0	9.5	-	0	0.0	0	0.0	0	0.0
0930	0	2	2	0	0	0	0	0	0	0	0	0	0	0	12.2	-	0	0.0	0	0.0	0	0.0
0945	0	2	2	0	0	0	0	0	0	0	0	0	0	0	14.3	-	0	0.0	0	0.0	0	0.0
1000	0	1	1	0	0	0	0	0	0	0	0	0	0	0	10.5	-	0	0.0	0	0.0	0	0.0
1015	0	2	1	0	0	0	0	0	0	0	0	0	0	0	14.6	-	0	0.0	0	0.0	0	0.0
1030	0	1	1	0	0	0	0	0	0	0	0	0	0	0	10.6	-	0	0.0	0	0.0	0	0.0
1045	0	1	2	0	0	0	0	0	0	0	0	0	0	0	13.5	-	0	0.0	0	0.0	0	0.0
1100	0	1	3	0	0	0	0	0	0	0	0	0	0	0	11.3	-	0	0.0	0	0.0	0	0.0
1115	0	0	1	2	0	0	0	0	0	0	0	0	0	0	14.9	-	0	0.0	0	0.0	0	0.0
1130	0	0	2	1	0	0	0	0	0	0	0	0	0	0	14.0	-	0	0.0	0	0.0	0	0.0
1145	0	1	1	0	0	0	0	0	0	0	0	0	0	0	13.3	-	0	0.0	0	0.0	0	0.0
1200	0	1	1	0	0	0	0	0	0	0	0	0	0	0	12.0	-	0	0.0	0	0.0	0	0.0
1215	0	1	2	0	0	0	0	0	0	0	0	0	0	0	11.6	-	0	0.0	0	0.0	0	0.0
1230	0	0	3	0	0	0	0	0	0	0	0	0	0	0	11.5	-	0	0.0	0	0.0	0	0.0
1245	0	1	1	0	0	0	0	0	0	0	0	0	0	0	10.4	-	0	0.0	0	0.0	0	0.0
1300	0	1	0	1	0	0	0	0	0	0	0	0	0	0	16.1	-	0	0.0	0	0.0	0	0.0
1315	0	0	1	0	0	0	0	0	0	0	0	0	0	0	13.2	-	0	0.0	0	0.0	0	0.0
1330	0	1	3	2	0	0	0	0	0	0	0	0	0	0	9.6	-	0	0.0	0	0.0	0	0.0
1345	0	3	2	0	0	0	0	0	0	0	0	0	0	0	14.6	-	0	0.0	0	0.0	0	0.0
1400	0	2	0	0	0	0	0	0	0	0	0	0	0	0	10.6	-	0	0.0	0	0.0	0	0.0
1415	0	8	1	0	0	0	0	0	0	0	0	0	0	0	12.0	-	0	0.0	0	0.0	0	0.0
1430	1	4	2	0	0	0	0	0	0	0	0	0	0	0	13.1	-	0	0.0	0	0.0	0	0.0
1445	0	4	0	0	0	0	0	0	0	0	0	0	0	0	13.2	-	0	0.0	0	0.0	0	0.0
1500	0	4	0	0	0	0	0	0	0	0	0	0	0	0	11.5	-	0	0.0	0	0.0	0	0.0
1515	0	2	1	0	0	0	0	0	0	0	0	0	0	0	14.4	-	0	0.0	0	0.0	0	0.0
1530	0	1	0	0	0	0	0	0	0	0	0	0	0	0	14.5	-	0	0.0	0	0.0	0	0.0
1545	0	1	0	0	0	0	0	0	0	0	0	0	0	0	14.3	-	0	0.0	0	0.0	0	0.0
1600	0	0	0	0	0	0	0	0	0	0	0	0	0	0	-	-	0	0.0	0	0.0	0	0.0
1615	0	1	0	0	0	0	0	0	0	0	0	0	0	0	10.3	-	0	0.0	0	0.0	0	0.0
1630	0	1	0	0	0	0	0	0	0	0	0	0	0	0	12.4	-	0	0.0	0	0.0	0	0.0
1645	0	4	0	0	0	0	0	0	0	0	0	0	0	0	12.3	-	0	0.0	0	0.0	0	0.0
1700	0	2	0	0	0	0	0	0	0	0	0	0	0	0	8.3	-	0	0.0	0	0.0	0	0.0
1715	0	2	0	0	0	0	0	0	0	0	0	0	0	0	8.8	-	0	0.0	0	0.0	0	0.0
1730	0	2	1	0	0	0	0	0	0	0	0	0	0	0	13.1	-	0	0.0	0	0.0	0	0.0
1745	0	1	0	0	0	0	0	0	0	0	0	0	0	0	12.6	-	0	0.0	0	0.0	0	0.0
1800	0	1	0	0	0	0	0	0	0	0	0	0	0	0	14.4	-	0	0.0	0	0.0	0	0.0
1815	0	2	0	0	0	0	0	0	0	0	0	0	0	0	13.5	-	0	0.0	0	0.0	0	0.0
1830	0	2	0	0	0	0	0	0	0	0	0	0	0	0	16.6	-	0	0.0	0	0.0	0	0.0
1845	2	2	0	0	0	0	0	0	0	0	0	0	0	0	10.1	-	0	0.0	0	0.0	0	0.0
1900	0	2	0	0	0	0	0	0	0	0	0	0	0	0	10.9	-	0	0.0	0	0.0	0	0.0
1915	0	0	0	0	0	0	0	0	0	0	0	0	0	0	-	-	0	0.0	0	0.0	0	0.0
1930	0	1	0	0	0	0	0	0	0	0	0	0	0	0	-	-	0	0.0	0	0.0	0	0.0
1945	0	0	0	0	0	0	0	0	0	0	0	0	0	0	10.3	-	0	0.0	0	0.0	0	0.0
2000	0	2	0	0	0	0	0	0	0	0	0	0	0	0	-	-	0	0.0	0	0.0	0	0.0
2015	0	1	1	0	0	0	0	0	0	0	0	0	0	0	8.9	-	0	0.0	0	0.0	0	0.0
2030	0	1	1	0	0	0	0	0	0	0	0	0	0	0	13.4	-	0	0.0	0	0.0	0	0.0
2045	0	1	1	0	0	0	0	0	0	0	0	0	0	0	12.0	-	0	0.0	0	0.0	0	0.0
2100	0	1	1	0	0	0	0	0	0	0	0	0	0	0	12.5	-	0	0.0	0	0.0	0	0.0
2115	0	1	1	0	0	0	0	0	0	0	0	0	0	0	10.7	-	0	0.0	0	0.0	0	0.0
2130	0	1	0	0	0	0	0	0	0	0	0	0	0	0	9.3	-	0	0.0	0	0.0	0	0.0
2145	0	1	1	0	0	0	0	0	0	0	0	0	0	0	16.6	-	0	0.0	0	0.0	0	0.0
2200	0	1	0	0	0	0	0	0	0	0	0	0	0	0	12.8	-	0	0.0	0	0.0	0	0.0
2215	0	0	0	0	0	0	0	0	0	0	0	0	0	0	10.8	-	0	0.0	0	0.0	0	0.0
2230	0	3	0	0	0	0	0	0	0	0	0	0	0	0	-	-	0	0.0	0	0.0	0	0.0
2245	0	0	0	0	0	0	0	0	0	0	0	0	0	0	12.5	-	0	0.0	0	0.0	0	0.0
2300	0	1	0	0	0	0	0	0	0	0	0	0	0	0	-	-	0	0.0	0	0.0	0	0.0
2315	0	2	0	0	0	0	0	0	0	0	0	0	0	0	13.1	-	0	0.0	0	0.0	0	0.0
2330	0	2	0	0	0	0	0	0	0	0	0	0	0	0	11.9	-	0	0.0	0	0.0	0	0.0
2345	0	0	0	0	0	0	0	0	0	0	0	0	0	0	-	-	0	0.0	0	0.0	0	0.0
07-19	15	79	20	0	0	0	0	0	0	0	0	0	0	0	12.5	15.7	0	0.0	0	0.0	0	0.0
06-22	19	88	22	0	0	0	0	0	0	0	0	0	0	0	12.4	15.7	0	0.0	0	0.0	0	0.0
06-00	19	95	22	0	0	0	0	0	0	0	0	0	0	0	12.4	15.6	0	0.0	0	0.0	0	0.0
00-00	19	98	22	0	0	0	0	0	0	0	0	0	0	0	12.4	15.5	0	0.0	0	0.0	0	0.0

	DIR 1
ALL VEHICLES	TOTAL
Mcycles	CLASS 1
Cars, taxis, 4WD	CLASS 2
LGV	CLASS 3
OGV1	CLASS 4
OGV2	CLASS 5
PSV	CLASS 6
	TIME
0 - 10 mph	0-10mph
10 - 15 mph	10-15mph
15 - 20 mph	15-20mph
20 - 25 mph	20-25mph
25 - 30 mph	25-30mph
30 - 35 mph	30-35mph
35 - 40 mph	35-40mph
40 - 45 mph	40-45mph
45 - 50 mph	45-50mph
50 - 60 mph	50-60mph
60 - 70 mph	60-70mph
70 - 80 mph	70-80mph
80 - 90 mph	80-90mph
90 - 100 mph	90mph+
AVG SPD	AVG SPD
85%ile	85%ile
> 30mph	PSL SPEEDING
% > 30mph	PSL% SPEEDING
	ACPO SPEEDING
	ACPO% SPEEDING
	DfT SPEEDING
	DfT% SPEEDING

PROJECT 35202 Ashford, Kent
SITE 35202-006
LOCATION HIGHWOOD DRIVE
DIRECTION **EASTBOUND →**
PSL 30mph

DIR 1

Sun 07 May
DAY 6

Time	Total	Cls 1	Cls 2	Cls 3	Cls 4	Cls 5	Cls 6	Fxt	Time	Vbin 0	Vbin 10	Vbin 15	Vbin 20	Vbin 25	Vbin 30	Vbin 35	Vbin 40	Vbin 45	Vbin 50	Vbin 60	Vbin 70	Vbin 80	Vbin 90	Mean	V85	jPSL 30	jPSL% 30	ACPO 35	ACPO% 35	DfT 45	DfT% 45
0000	0	0	0	0	0	0	0		0000	0	0	0	0	0	0	0	0	0	0	0	0	0	0	-	0	0	0.0	0	0.0	0	0.0
0015	0	0	0	0	0	0	0		0015	0	0	0	0	0	0	0	0	0	0	0	0	0	0	-	0	0	0.0	0	0.0	0	0.0
0030	0	0	0	0	0	0	0		0030	0	0	0	0	0	0	0	0	0	0	0	0	0	0	-	0	0	0.0	0	0.0	0	0.0
0045	0	0	0	0	0	0	0		0045	0	0	0	0	0	0	0	0	0	0	0	0	0	0	-	0	0	0.0	0	0.0	0	0.0
0100	0	0	0	0	0	0	0		0100	0	0	0	0	0	0	0	0	0	0	0	0	0	0	-	0	0	0.0	0	0.0	0	0.0
0115	0	0	0	0	0	0	0		0115	0	0	0	0	0	0	0	0	0	0	0	0	0	0	-	0	0	0.0	0	0.0	0	0.0
0130	1	1	0	0	0	0	0		0130	0	0	0	1	0	0	0	0	0	0	0	0	0	0	-	0	0	0.0	0	0.0	0	0.0
0145	0	0	0	0	0	0	0		0145	0	0	0	0	0	0	0	0	0	0	0	0	0	0	-	0	0	0.0	0	0.0	0	0.0
0200	0	0	0	0	0	0	0		0200	0	0	0	0	0	0	0	0	0	0	0	0	0	0	-	0	0	0.0	0	0.0	0	0.0
0215	0	0	0	0	0	0	0		0215	0	0	0	0	0	0	0	0	0	0	0	0	0	0	-	0	0	0.0	0	0.0	0	0.0
0230	0	0	0	0	0	0	0		0230	0	0	0	0	0	0	0	0	0	0	0	0	0	0	-	0	0	0.0	0	0.0	0	0.0
0245	0	0	0	0	0	0	0		0245	0	0	0	0	0	0	0	0	0	0	0	0	0	0	-	0	0	0.0	0	0.0	0	0.0
0300	0	0	0	0	0	0	0		0300	0	0	0	0	0	0	0	0	0	0	0	0	0	0	-	0	0	0.0	0	0.0	0	0.0
0315	0	0	0	0	0	0	0		0315	0	0	0	0	0	0	0	0	0	0	0	0	0	0	-	0	0	0.0	0	0.0	0	0.0
0330	0	0	0	0	0	0	0		0330	0	0	0	0	0	0	0	0	0	0	0	0	0	0	-	0	0	0.0	0	0.0	0	0.0
0345	0	0	0	0	0	0	0		0345	0	0	0	0	0	0	0	0	0	0	0	0	0	0	-	0	0	0.0	0	0.0	0	0.0
0400	0	0	0	0	0	0	0		0400	0	0	0	0	0	0	0	0	0	0	0	0	0	0	-	0	0	0.0	0	0.0	0	0.0
0415	1	1	0	0	0	0	0		0415	0	0	1	0	0	0	0	0	0	0	0	0	0	0	-	0	0	0.0	0	0.0	0	0.0
0430	0	0	0	0	0	0	0		0430	0	0	0	0	0	0	0	0	0	0	0	0	0	0	-	0	0	0.0	0	0.0	0	0.0
0445	0	0	0	0	0	0	0		0445	0	0	0	0	0	0	0	0	0	0	0	0	0	0	-	0	0	0.0	0	0.0	0	0.0
0500	0	0	0	0	0	0	0		0500	0	0	0	0	0	0	0	0	0	0	0	0	0	0	-	0	0	0.0	0	0.0	0	0.0
0515	0	0	0	0	0	0	0		0515	0	0	0	0	0	0	0	0	0	0	0	0	0	0	-	0	0	0.0	0	0.0	0	0.0
0530	0	0	0	0	0	0	0		0530	0	0	0	0	0	0	0	0	0	0	0	0	0	0	-	0	0	0.0	0	0.0	0	0.0
0545	0	0	0	0	0	0	0		0545	0	0	0	0	0	0	0	0	0	0	0	0	0	0	-	0	0	0.0	0	0.0	0	0.0
0600	0	0	0	0	0	0	0		0600	0	0	0	0	0	0	0	0	0	0	0	0	0	0	-	0	0	0.0	0	0.0	0	0.0
0615	0	0	0	0	0	0	0		0615	0	0	0	0	0	0	0	0	0	0	0	0	0	0	-	0	0	0.0	0	0.0	0	0.0
0630	0	0	0	0	0	0	0		0630	0	0	0	0	0	0	0	0	0	0	0	0	0	0	-	0	0	0.0	0	0.0	0	0.0
0645	0	0	0	0	0	0	0		0645	0	0	0	0	0	0	0	0	0	0	0	0	0	0	-	0	0	0.0	0	0.0	0	0.0
0700	0	0	0	0	0	0	0		0700	0	0	0	0	0	0	0	0	0	0	0	0	0	0	-	0	0	0.0	0	0.0	0	0.0
0715	0	0	0	0	0	0	0		0715	0	0	0	0	0	0	0	0	0	0	0	0	0	0	-	0	0	0.0	0	0.0	0	0.0
0730	1	1	0	0	0	0	0		0730	0	0	1	0	0	0	0	0	0	0	0	0	0	0	-	0	0	0.0	0	0.0	0	0.0
0745	1	1	0	0	0	0	0		0745	0	0	1	0	0	0	0	0	0	0	0	0	0	0	-	0	0	0.0	0	0.0	0	0.0
0800	1	1	0	0	0	0	0		0800	0	0	1	0	0	0	0	0	0	0	0	0	0	0	-	0	0	0.0	0	0.0	0	0.0
0815	1	1	0	0	0	0	0		0815	0	0	1	0	0	0	0	0	0	0	0	0	0	0	-	0	0	0.0	0	0.0	0	0.0
0830	1	1	0	0	0	0	0		0830	0	0	1	0	0	0	0	0	0	0	0	0	0	0	-	0	0	0.0	0	0.0	0	0.0
0845	2	2	0	0	0	0	0		0845	0	0	3	0	0	0	0	0	0	0	0	0	0	0	-	0	0	0.0	0	0.0	0	0.0
0900	3	1	1	0	0	0	0		0900	0	0	1	0	0	0	0	0	0	0	0	0	0	0	-	0	0	0.0	0	0.0	0	0.0
0915	0	0	0	0	0	0	0		0915	0	0	0	0	0	0	0	0	0	0	0	0	0	0	-	0	0	0.0	0	0.0	0	0.0
0930	1	1	0	0	0	0	0		0930	0	0	1	0	0	0	0	0	0	0	0	0	0	0	-	0	0	0.0	0	0.0	0	0.0
0945	1	1	0	0	0	0	0		0945	0	0	1	0	0	0	0	0	0	0	0	0	0	0	-	0	0	0.0	0	0.0	0	0.0
1000	0	0	0	0	0	0	0		1000	0	0	0	0	0	0	0	0	0	0	0	0	0	0	-	0	0	0.0	0	0.0	0	0.0
1015	0	0	0	0	0	0	0		1015	0	0	0	0	0	0	0	0	0	0	0	0	0	0	-	0	0	0.0	0	0.0	0	0.0
1030	4	4	0	0	0	0	0		1030	0	0	3	1	0	0	0	0	0	0	0	0	0	0	-	0	0	0.0	0	0.0	0	0.0
1045	3	3	0	0	0	0	0		1045	0	0	2	1	0	0	0	0	0	0	0	0	0	0	-	0	0	0.0	0	0.0	0	0.0
1100	3	3	0	0	0	0	0		1100	0	0	2	1	0	0	0	0	0	0	0	0	0	0	-	0	0	0.0	0	0.0	0	0.0
1115	1	1	0	0	0	0	0		1115	0	0	1	0	0	0	0	0	0	0	0	0	0	0	-	0	0	0.0	0	0.0	0	0.0
1130	6	5	0	0	1	0	0		1130	0	0	5	1	0	0	0	0	0	0	0	0	0	0	-	0	0	0.0	0	0.0	0	0.0
1145	5	3	0	0	0	0	0		1145	0	0	4	2	0	0	0	0	0	0	0	0	0	0	-	0	0	0.0	0	0.0	0	0.0
1200	3	3	0	0	0	0	0		1200	0	0	1	0	0	0	0	0	0	0	0	0	0	0	-	0	0	0.0	0	0.0	0	0.0
1215	0	0	0	0	0	0	0		1215	0	0	0	0	0	0	0	0	0	0	0	0	0	0	-	0	0	0.0	0	0.0	0	0.0
1230	2	1	1	0	0	0	0		1230	0	0	2	0	0	0	0	0	0	0	0	0	0	0	-	0	0	0.0	0	0.0	0	0.0
1245	2	2	0	0	0	0	0		1245	0	0	2	0	0	0	0	0	0	0	0	0	0	0	-	0	0	0.0	0	0.0	0	0.0
1300	2	2	0	0	0	0	0		1300	0	0	2	0	0	0	0	0	0	0	0	0	0	0	-	0	0	0.0	0	0.0	0	0.0
1315	2	2	0	0	0	0	0		1315	0	0	2	0	0	0	0	0	0	0	0	0	0	0	-	0	0	0.0	0	0.0	0	0.0
1330	4	4	0	0	0	0	0		1330	0	0	4	0	0	0	0	0	0	0	0	0	0	0	-	0	0	0.0	0	0.0	0	0.0
1345	2	2	0	0	0	0	0		1345	0	0	1	1	0	0	0	0	0	0	0	0	0	0	-	0	0	0.0	0	0.0	0	0.0
1400	2	1	1	0	0	0	0		1400	0	0	1	0	0	0	0	0	0	0	0	0	0	0	-	0	0	0.0	0	0.0	0	0.0
1415	0	0	0	0	0	0	0		1415	0	0	0	0	0	0	0	0	0	0	0	0	0	0	-	0	0	0.0	0	0.0	0	0.0
1430	1	1	0	0	0	0	0		1430	0	0	1	0	0	0	0	0	0	0	0	0	0	0	-	0	0	0.0	0	0.0	0	0.0
1445	1	1	0	0	0	0	0		1445	0	0	1	0	0	0	0	0	0	0	0	0	0	0	-	0	0	0.0	0	0.0	0	0.0
1500	2	1	0	0	0	0	0		1500	0	0	1	0	0	0	0	0	0	0	0	0	0	0	-	0	0	0.0	0	0.0	0	0.0
1515	1	1	0	0	0	0	0		1515	0	0	1	0	0	0	0	0	0	0	0	0	0	0	-	0	0	0.0	0	0.0	0	0.0
1530	5	5	0	0	0	0	0		1530	0	0	4	1	0	0	0	0	0	0	0	0	0	0	-	0	0	0.0	0	0.0	0	0.0
1545	2	2	0	0	0	0	0		1545	0	0	1	0	0	0	0	0	0	0	0	0	0	0	-	0	0	0.0	0	0.0	0	0.0
1600	1	1	0	0	0	0	0		1600	0	0	1	0	0	0	0	0	0	0	0	0	0	0	-	0	0	0.0	0	0.0	0	0.0
1615	1	1	0	0	0	0	0		1615	0	0	1	0	0	0	0	0	0	0	0	0	0	0	-	0	0	0.0	0	0.0	0	0.0
1630	3	3	0	0	0	0	0		1630	0	0	2	1	0	0	0	0	0	0	0	0	0	0	-	0	0	0.0	0	0.0	0	0.0
1645	3	3	0	0	0	0	0		1645	0	0	2	1	0	0	0	0	0	0	0	0	0	0	-	0	0	0.0	0	0.0	0	0.0
1700	3	3	0	0	0	0	0		1700	0	0	3	1	0	0	0	0	0	0	0	0	0	0	-	0	0	0.0	0	0.0	0	0.0
1715	2	2	0	0	0	0	0		1715	0	0	1	1	0	0	0	0	0	0	0	0	0	0	-	0	0	0.0	0	0.0	0	0.0
1730	2	2	0	0	0	0	0		1730	0	0	1	1	0	0	0	0	0	0	0	0	0	0	-	0	0	0.0	0	0.0	0	0.0
1745	3	3	0	0	0	0	0		1745	0	0	1	3	0	0	0	0	0	0	0	0	0	0	-	0	0	0.0	0	0.0	0	0.0
1800	4	4	0	0	0	0	0		1800	0	0	1	1	0	0	0	0	0	0	0	0	0	0	-	0	0	0.0	0	0.0	0	0.0
1815	2	2	0	0	0	0	0		1815	0	0	2	0	0	0	0	0	0	0	0	0	0	0	-	0	0	0.0	0	0.0	0	0.0
1830	0	0	0	0	0	0	0		1830	0	0	0	0	0	0	0	0	0	0	0	0	0	0	-	0	0	0.0	0	0.0	0	0.0
1845	2	2	0	0	0	0	0		1845	0	0	1	0	0	0	0	0	0	0	0	0	0	0	-	0	0	0.0	0	0.0	0	0.0
1900	0	0	0	0	0	0	0		1900	0	0	0	0	0	0	0	0	0	0	0	0	0	0	-	0	0	0.0	0	0.0	0	0.0
1915	3	3	0	0	0	0	0		1915	0	0	3	0	0	0	0	0	0	0	0	0	0	0	-	0	0	0.0	0	0.0	0	0.0
1930	0	0	0	0	0	0	0		1930	0	0	0	0	0	0	0	0	0	0	0	0	0	0	-	0	0	0.0	0	0.0	0	0.0
1945	0	0	0	0	0	0	0		1945	0	0	0	0	0	0	0	0	0	0	0	0	0	0	-	0	0	0.0	0	0.0	0	0.0
2000	2	2	0	0	0	0	0		2000	0	0	1	0	0	0	0	0	0	0	0	0	0	0	-	0	0	0.0	0	0.0	0	0.0
2015	0	0	0	0	0	0	0		2015	0	0	0	0	0	0	0	0	0	0	0	0	0	0	-	0	0	0.0	0	0.0	0	0.0
2030	0	0	0	0	0	0	0		2030	0	0	0	0	0	0	0	0	0	0	0	0	0	0	-	0	0	0.0	0	0.0	0	0.0
2045	0	0	0	0	0	0	0		2045	0	0	0	0	0	0	0	0	0	0	0	0	0	0	-	0	0	0.0	0	0.0	0	0.0
2100	1	1	0	0	0	0	0		2100	0	0	1	0	0	0	0	0	0	0	0	0	0	0	-	0	0	0.0	0	0.0	0	0.0
2115	0	0	0	0	0	0	0		2115	0	0	0	0	0	0	0	0	0	0	0	0	0	0	-	0	0	0.0	0	0.0	0	0.0
2130	2	2	0	0	0	0	0		2130	0	0	2	0	0	0	0	0	0	0	0	0	0	0	-	0	0	0.0	0	0.0	0	0.0
2145	0	0	0	0	0	0	0		2145	0	0	0	0	0	0	0	0	0	0	0	0	0	0	-	0	0	0.0	0	0.0	0	0.0
2200	0	0	0	0	0	0	0		2200	0	0	0	0	0	0	0	0	0	0	0	0	0	0	-	0	0	0.0	0	0.0	0	0.0
2215	0	0	0	0	0	0	0		2215	0	0	0	0	0	0	0	0	0	0	0	0	0	0	-	0	0	0.0	0	0.0	0	0.0
2230	1	1	0	0	0	0	0		2230	0	0	1	0	0	0	0	0	0	0	0	0	0	0	-	0	0	0.0	0	0.0	0	0.0
2245	0	0	0	0	0	0	0		2245	0	0	0	0	0	0	0	0	0	0	0	0	0	0	-	0	0	0.0	0	0.0	0	0.0
2300	0	0	0	0	0	0	0		2300	0	0	0	0	0	0	0	0	0	0	0	0	0	0	-	0	0	0.0	0	0.0	0	0.0
2315	1	1	0	0	0	0	0		2315	0	0	1	0	0	0	0	0	0	0	0	0	0	0	-	0	0	0.0	0	0.0	0	0.0
2330	0	0	0	0	0	0	0		2330	0	0	0	0	0	0	0	0	0	0	0	0	0	0	-	0	0	0.0	0	0.0	0	0.0
2345	1	1	0	0	0	0	0		2345	0	0	1	0	0	0	0	0	0	0	0	0	0	0	-	0	0	0.0	0	0.0	0	0.0
07-19	87	83	3	0	1	0	0		07-19	9	66	12	0	0	0	0	0	0	0	0	0	0	0	12.9	14.8	0	0.0	0	0.0	0	0.0
06-22	96	92	3	0	1	0	0		06-22	10	74	12	0	0	0	0	0	0	0	0	0	0	0	12.8	14.8	0	0.0	0	0.0	0	0.0
06-00	100	96	3	0	1	0	0		06-00	10	78	12	0	0	0	0	0	0	0	0	0	0	0	12.7	14.7	0	0.0	0	0.0	0	0.0
00-00	102	98	3	0	1	0	0		00-00	10	79	13	0	0	0	0	0	0	0	0	0	0	0	12.7	14.8	0	0.0	0	0.0	0	0.0

ALL VEHICLES	TOTAL
Mcycles	CLASS 1
Cars, taxis, 4WD	CLASS 2
LGV	CLASS 3
OGV1	CLASS 4
OGV2	CLASS 5
PSV	CLASS 6
	TIME
0 - 10 mph	0-10mph
10 - 15 mph	10-15mph
15 - 20 mph	15-20mph
20 - 25 mph	20-25mph
25 - 30 mph	25-30mph
30 - 35 mph	30-35mph
35 - 40 mph	35-40mph
40 - 45 mph	40-45mph
45 - 50 mph	45-50mph
50 - 60 mph	50-60mph
60 - 70 mph	60-70mph
70 - 80 mph	70-80mph
80 - 90 mph	80-90mph
90 - 100 mph	90mph+
AVG SPD	AVG SPD
85%ile	85%ile
> 30mph	PSL SPEEDING
% > 30mph	PSL% SPEEDING
	ACPO SPEEDING
	ACPO% SPEEDING
	DfT SPEEDING
	DfT% SPEEDING

PROJECT 35202 Ashford, Kent
SITE 35202-006
LOCATION HIGHWOOD DRIVE
DIRECTION **EASTBOUND →**
PSL 30mph

DIR 1

Mon 08 May
DAY 7

Time	Total	Cls 1	Cls 2	Cls 3	Cls 4	Cls 5	Cls 6	Fxt	Time	Vbin 0	Vbin 10	Vbin 15	Vbin 20	Vbin 25	Vbin 30	Vbin 35	Vbin 40	Vbin 45	Vbin 50	Vbin 60	Vbin 70	Vbin 80	Vbin 90	Vbin 100	Mean	V85	jPSL 30	jPSL% 30	ACPO 35	ACPO% 35	DfT 45	DfT% 45
0000	0	0	0	0	0	0	0		0000	0	0	0	0	0	0	0	0	0	0	0	0	0	0	0	-	0	0	0.0	0.0	0	0.0	0	0.0
0015	0	0	0	0	0	0	0		0015	0	0	0	0	0	0	0	0	0	0	0	0	0	0	0	-	0	0	0.0	0.0	0	0.0	0	0.0
0030	0	0	0	0	0	0	0		0030	0	0	0	0	0	0	0	0	0	0	0	0	0	0	0	-	0	0	0.0	0.0	0	0.0	0	0.0
0045	0	0	0	0	0	0	0		0045	0	0	0	0	0	0	0	0	0	0	0	0	0	0	0	-	0	0	0.0	0.0	0	0.0	0	0.0
0100	0	0	0	0	0	0	0		0100	0	0	0	0	0	0	0	0	0	0	0	0	0	0	0	-	0	0	0.0	0.0	0	0.0	0	0.0
0115	0	0	0	0	0	0	0		0115	0	0	0	0	0	0	0	0	0	0	0	0	0	0	0	-	0	0	0.0	0.0	0	0.0	0	0.0
0130	0	0	0	0	0	0	0		0130	0	0	0	0	0	0	0	0	0	0	0	0	0	0	0	-	0	0	0.0	0.0	0	0.0	0	0.0
0145	0	0	0	0	0	0	0		0145	0	0	0	0	0	0	0	0	0	0	0	0	0	0	0	-	0	0	0.0	0.0	0	0.0	0	0.0
0200	0	0	0	0	0	0	0		0200	0	0	0	0	0	0	0	0	0	0	0	0	0	0	0	-	0	0	0.0	0.0	0	0.0	0	0.0
0215	0	0	0	0	0	0	0		0215	0	0	0	0	0	0	0	0	0	0	0	0	0	0	0	-	0	0	0.0	0.0	0	0.0	0	0.0
0230	0	0	0	0	0	0	0		0230	0	0	0	0	0	0	0	0	0	0	0	0	0	0	0	-	0	0	0.0	0.0	0	0.0	0	0.0
0245	0	0	0	0	0	0	0		0245	0	0	0	0	0	0	0	0	0	0	0	0	0	0	0	-	0	0	0.0	0.0	0	0.0	0	0.0
0300	0	0	0	0	0	0	0		0300	0	0	0	0	0	0	0	0	0	0	0	0	0	0	0	-	0	0	0.0	0.0	0	0.0	0	0.0
0315	0	0	0	0	0	0	0		0315	0	0	0	0	0	0	0	0	0	0	0	0	0	0	0	-	0	0	0.0	0.0	0	0.0	0	0.0
0330	0	0	0	0	0	0	0		0330	0	0	0	0	0	0	0	0	0	0	0	0	0	0	0	-	0	0	0.0	0.0	0	0.0	0	0.0
0345	0	0	0	0	0	0	0		0345	0	0	0	0	0	0	0	0	0	0	0	0	0	0	0	-	0	0	0.0	0.0	0	0.0	0	0.0
0400	0	0	0	0	0	0	0		0400	0	0	0	0	0	0	0	0	0	0	0	0	0	0	0	-	0	0	0.0	0.0	0	0.0	0	0.0
0415	0	0	0	0	0	0	0		0415	0	0	0	0	0	0	0	0	0	0	0	0	0	0	0	-	0	0	0.0	0.0	0	0.0	0	0.0
0430	0	0	0	0	0	0	0		0430	0	0	0	0	0	0	0	0	0	0	0	0	0	0	0	-	0	0	0.0	0.0	0	0.0	0	0.0
0445	0	0	0	0	0	0	0		0445	0	0	0	0	0	0	0	0	0	0	0	0	0	0	0	-	0	0	0.0	0.0	0	0.0	0	0.0
0500	0	0	0	0	0	0	0		0500	0	0	0	0	0	0	0	0	0	0	0	0	0	0	0	-	0	0	0.0	0.0	0	0.0	0	0.0
0515	0	0	0	0	0	0	0		0515	0	0	0	0	0	0	0	0	0	0	0	0	0	0	0	-	0	0	0.0	0.0	0	0.0	0	0.0
0530	0	0	0	0	0	0	0		0530	0	0	0	0	0	0	0	0	0	0	0	0	0	0	0	-	0	0	0.0	0.0	0	0.0	0	0.0
0545	0	0	0	0	0	0	0		0545	0	0	0	0	0	0	0	0	0	0	0	0	0	0	0	-	0	0	0.0	0.0	0	0.0	0	0.0
0600	0	0	0	0	0	0	0		0600	0	0	0	0	0	0	0	0	0	0	0	0	0	0	0	-	0	0	0.0	0.0	0	0.0	0	0.0
0615	1	1	0	0	0	0	0		0615	0	1	0	0	0	0	0	0	0	0	0	0	0	0	0	-	0	0	0.0	0.0	0	0.0	0	0.0
0630	0	0	0	0	0	0	0		0630	0	0	0	0	0	0	0	0	0	0	0	0	0	0	0	-	0	0	0.0	0.0	0	0.0	0	0.0
0645	0	0	0	0	0	0	0		0645	0	0	0	0	0	0	0	0	0	0	0	0	0	0	0	-	0	0	0.0	0.0	0	0.0	0	0.0
0700	0	0	0	0	0	0	0		0700	0	0	0	0	0	0	0	0	0	0	0	0	0	0	0	-	0	0	0.0	0.0	0	0.0	0	0.0
0715	0	0	0	0	0	0	0		0715	0	0	0	0	0	0	0	0	0	0	0	0	0	0	0	-	0	0	0.0	0.0	0	0.0	0	0.0
0730	1	1	0	0	1	0	0		0730	0	1	0	0	0	0	0	0	0	0	0	0	0	0	0	-	0	0	0.0	0.0	0	0.0	0	0.0
0745	1	1	0	0	0	0	0		0745	0	1	0	0	0	0	0	0	0	0	0	0	0	0	0	-	0	0	0.0	0.0	0	0.0	0	0.0
0800	2	2	0	0	0	0	0		0800	0	2	0	0	0	0	0	0	0	0	0	0	0	0	0	-	0	0	0.0	0.0	0	0.0	0	0.0
0815	1	1	0	0	0	0	0		0815	0	1	0	0	0	0	0	0	0	0	0	0	0	0	0	-	0	0	0.0	0.0	0	0.0	0	0.0
0830	1	1	0	0	0	0	0		0830	0	1	0	0	0	0	0	0	0	0	0	0	0	0	0	-	0	0	0.0	0.0	0	0.0	0	0.0
0845	0	0	0	0	0	0	0		0845	0	0	0	0	0	0	0	0	0	0	0	0	0	0	0	-	0	0	0.0	0.0	0	0.0	0	0.0
0900	0	0	0	0	0	0	0		0900	0	0	0	0	0	0	0	0	0	0	0	0	0	0	0	-	0	0	0.0	0.0	0	0.0	0	0.0
0915	1	0	0	0	1	0	0		0915	0	1	0	0	0	0	0	0	0	0	0	0	0	0	0	-	0	0	0.0	0.0	0	0.0	0	0.0
0930	3	3	0	0	0	0	0		0930	0	2	1	0	0	0	0	0	0	0	0	0	0	0	0	-	0	0	0.0	0.0	0	0.0	0	0.0
0945	1	1	0	0	0	0	0		0945	0	1	0	0	0	0	0	0	0	0	0	0	0	0	0	-	0	0	0.0	0.0	0	0.0	0	0.0
1000	4	4	0	0	0	0	0		1000	0	2	0	0	0	0	0	0	0	0	0	0	0	0	0	-	0	0	0.0	0.0	0	0.0	0	0.0
1015	1	1	0	0	0	0	0		1015	0	1	0	0	0	0	0	0	0	0	0	0	0	0	0	-	0	0	0.0	0.0	0	0.0	0	0.0
1030	1	1	0	0	0	0	0		1030	0	2	0	0	0	0	0	0	0	0	0	0	0	0	0	-	0	0	0.0	0.0	0	0.0	0	0.0
1045	0	0	0	0	0	0	0		1045	0	0	0	0	0	0	0	0	0	0	0	0	0	0	0	-	0	0	0.0	0.0	0	0.0	0	0.0
1100	1	1	0	0	0	0	0		1100	0	1	0	0	0	0	0	0	0	0	0	0	0	0	0	-	0	0	0.0	0.0	0	0.0	0	0.0
1115	1	1	0	0	0	0	0		1115	0	1	0	0	0	0	0	0	0	0	0	0	0	0	0	-	0	0	0.0	0.0	0	0.0	0	0.0
1130	2	2	0	0	0	0	0		1130	0	1	0	0	0	0	0	0	0	0	0	0	0	0	0	-	0	0	0.0	0.0	0	0.0	0	0.0
1145	3	3	0	0	0	0	0		1145	0	2	0	0	0	0	0	0	0	0	0	0	0	0	0	-	0	0	0.0	0.0	0	0.0	0	0.0
1200	4	4	0	0	0	0	0		1200	1	2	0	0	0	0	0	0	0	0	0	0	0	0	0	-	0	0	0.0	0.0	0	0.0	0	0.0
1215	1	1	0	0	0	0	0		1215	0	3	1	0	0	0	0	0	0	0	0	0	0	0	0	-	0	0	0.0	0.0	0	0.0	0	0.0
1230	2	1	1	1	0	0	0		1230	0	1	0	0	0	0	0	0	0	0	0	0	0	0	0	-	0	0	0.0	0.0	0	0.0	0	0.0
1245	2	2	0	0	0	0	0		1245	0	2	1	0	0	0	0	0	0	0	0	0	0	0	0	-	0	0	0.0	0.0	0	0.0	0	0.0
1300	2	1	1	1	0	0	0		1300	0	1	1	0	0	0	0	0	0	0	0	0	0	0	0	-	0	0	0.0	0.0	0	0.0	0	0.0
1315	2	2	0	0	0	0	0		1315	0	1	0	0	0	0	0	0	0	0	0	0	0	0	0	-	0	0	0.0	0.0	0	0.0	0	0.0
1330	4	4	0	0	0	0	0		1330	0	3	1	0	0	0	0	0	0	0	0	0	0	0	0	-	0	0	0.0	0.0	0	0.0	0	0.0
1345	3	3	0	0	0	0	0		1345	0	3	1	0	0	0	0	0	0	0	0	0	0	0	0	-	0	0	0.0	0.0	0	0.0	0	0.0
1400	6	6	0	0	0	0	0		1400	0	5	1	0	0	0	0	0	0	0	0	0	0	0	0	-	0	0	0.0	0.0	0	0.0	0	0.0
1415	3	3	0	0	0	0	0		1415	0	3	0	0	0	0	0	0	0	0	0	0	0	0	0	-	0	0	0.0	0.0	0	0.0	0	0.0
1430	6	6	0	0	0	0	0		1430	1	5	0	0	0	0	0	0	0	0	0	0	0	0	0	-	0	0	0.0	0.0	0	0.0	0	0.0
1445	2	2	0	0	0	0	0		1445	0	2	0	0	0	0	0	0	0	0	0	0	0	0	0	-	0	0	0.0	0.0	0	0.0	0	0.0
1500	2	2	0	0	0	0	0		1500	0	2	0	0	0	0	0	0	0	0	0	0	0	0	0	-	0	0	0.0	0.0	0	0.0	0	0.0
1515	1	1	0	0	0	0	0		1515	0	1	0	0	0	0	0	0	0	0	0	0	0	0	0	-	0	0	0.0	0.0	0	0.0	0	0.0
1530	2	1	1	0	0	0	0		1530	0	2	0	0	0	0	0	0	0	0	0	0	0	0	0	-	0	0	0.0	0.0	0	0.0	0	0.0
1545	1	1	0	0	0	0	0		1545	0	1	0	0	0	0	0	0	0	0	0	0	0	0	0	-	0	0	0.0	0.0	0	0.0	0	0.0
1600	4	4	0	0	0	0	0		1600	0	2	1	0	0	0	0	0	0	0	0	0	0	0	0	-	0	0	0.0	0.0	0	0.0	0	0.0
1615	1	1	0	0	0	0	0		1615	0	1	0	0	0	0	0	0	0	0	0	0	0	0	0	-	0	0	0.0	0.0	0	0.0	0	0.0
1630	0	0	0	0	0	0	0		1630	0	0	0	0	0	0	0	0	0	0	0	0	0	0	0	-	0	0	0.0	0.0	0	0.0	0	0.0
1645	3	3	0	0	0	0	0		1645	0	2	1	0	0	0	0	0	0	0	0	0	0	0	0	-	0	0	0.0	0.0	0	0.0	0	0.0
1700	3	3	0	0	0	0	0		1700	0	2	1	0	0	0	0	0	0	0	0	0	0	0	0	-	0	0	0.0	0.0	0	0.0	0	0.0
1715	1	1	0	0	0	0	0		1715	0	1	0	0	0	0	0	0	0	0	0	0	0	0	0	-	0	0	0.0	0.0	0	0.0	0	0.0
1730	1	1	0	0	0	0	0		1730	0	1	1	0	0	0	0	0	0	0	0	0	0	0	0	-	0	0	0.0	0.0	0	0.0	0	0.0
1745	2	2	0	0	0	0	0		1745	0	2	1	0	0	0	0	0	0	0	0	0	0	0	0	-	0	0	0.0	0.0	0	0.0	0	0.0
1800	4	4	0	0	0	0	0		1800	0	3	1	0	0	0	0	0	0	0	0	0	0	0	0	-	0	0	0.0	0.0	0	0.0	0	0.0
1815	3	3	0	0	0	0	0		1815	1	2	0	0	0	0	0	0	0	0	0	0	0	0	0	-	0	0	0.0	0.0	0	0.0	0	0.0
1830	3	3	0	0	0	0	0		1830	1	2	0	0	0	0	0	0	0	0	0	0	0	0	0	-	0	0	0.0	0.0	0	0.0	0	0.0
1845	1	1	0	0	0	0	0		1845	0	1	0	0	0	0	0	0	0	0	0	0	0	0	0	-	0	0	0.0	0.0	0	0.0	0	0.0
1900	0	0	0	0	0	0	0		1900	0	0	0	0	0	0	0	0	0	0	0	0	0	0	0	-	0	0	0.0	0.0	0	0.0	0	0.0
1915	0	0	0	0	0	0	0		1915	0	0	0	0	0	0	0	0	0	0	0	0	0	0	0	-	0	0	0.0	0.0	0	0.0	0	0.0
1930	1	1	0	0	0	0	0		1930	0	1	0	0	0	0	0	0	0	0	0	0	0	0	0	-	0	0	0.0	0.0	0	0.0	0	0.0
1945	0	0	0	0	0	0	0		1945	0	0	0	0	0	0	0	0	0	0	0	0	0	0	0	-	0	0	0.0	0.0	0	0.0	0	0.0
2000	1	1	0	0	0	0	0		2000	0	1	0	0	0	0	0	0	0	0	0	0	0	0	0	-	0	0	0.0	0.0	0	0.0	0	0.0
2015	0	0	0	0	0	0	0		2015	0	0	0	0	0	0	0	0	0	0	0	0	0	0	0	-	0	0	0.0	0.0	0	0.0	0	0.0
2030	0	0	0	0	0	0	0		2030	0	0	0	0	0	0	0	0	0	0	0	0	0	0	0	-	0	0	0.0	0.0	0	0.0	0	0.0
2045	1	1	0	0	0	0	0		2045	0	1	0	0	0	0	0	0	0	0	0	0	0	0	0	-	0	0	0.0	0.0	0	0.0	0	0.0
2100	0	0	0	0	0	0	0		2100	0	0	0	0	0	0	0	0	0	0	0	0	0	0	0	-	0	0	0.0	0.0	0	0.0	0	0.0
2115	0	0	0	0	0	0	0		2115	0	0	0	0	0	0	0	0	0	0	0	0	0	0	0	-	0	0	0.0	0.0	0	0.0	0	0.0
2130	0	0	0	0	0	0	0		2130	0	0	0	0	0	0	0	0	0	0	0	0	0	0	0	-	0	0	0.0	0.0	0	0.0	0	0.0
2145	0	0	0	0	0	0	0		2145	0	0	0	0	0	0	0	0	0	0	0	0	0	0	0	-	0	0	0.0	0.0	0	0.0	0	0.0
2200	0	0	0	0	0	0	0		2200	0	0	0	0	0	0	0	0	0	0	0	0	0	0	0	-	0	0	0.0	0.0	0	0.0	0	0.0
2215	0	0	0	0	0	0	0		2215	0	0	0	0	0	0	0	0	0	0	0	0	0	0	0	-	0	0	0.0	0.0	0	0.0	0	0.0
2230	0	0	0	0	0	0	0		2230	0	0	0	0	0	0	0	0	0	0	0	0	0	0	0	-	0	0	0.0	0.0	0	0.0	0	0.0
2245	0	0	0	0	0	0	0		2245	0	0	0	0	0	0	0	0	0	0	0	0	0	0	0	-	0	0	0.0	0.0	0	0.0	0	0.0
2300	0	0	0	0	0	0	0		2300	0	0	0	0	0	0	0	0	0	0	0	0	0	0	0	-	0	0	0.0	0.0	0	0.0	0	0.0
2315	1	1	0	0	0	0	0		2315	0	1	0	0	0	0	0	0	0	0	0	0	0	0	0	-	0	0	0.0	0.0	0	0.0	0	0.0
2330	0	0	0	0	0	0	0		2330	0	0	0	0	0	0	0	0	0	0	0	0	0	0	0	-	0	0	0.0	0.0	0	0.0	0	0.0
2345	0	0	0	0	0	0	0		2345	0	0	0	0	0	0	0	0	0	0	0	0	0	0	0	-	0	0	0.0	0.0	0	0.0	0	0.0
07-19	90	0	84	4	1	1	0		07-19	8	62	19	1	0	0	0	0	0	0	0	0	0	0	0	13.1	15.8	0	0.0	0	0.0	0	0.0
06-22	94	0	88	4	1	1	0		06-22	8	66	19	1	0	0	0	0	0	0	0	0	0	0	0	13.1	15.7	0	0.0	0	0.0	0	0.0
06-00	95	0	89	4	1	1	0		06-00	8	67	19	1	0	0	0	0	0	0	0	0	0	0	0	13.0	15.7	0	0.0	0	0.0	0	0.0
00-00	95	0	89	4	1	1	0		00-00	8	67	19	1	0	0	0	0	0	0	0	0	0	0	0	13.0	15.7	0	0.0	0	0.0	0	0.0

	DIR 1
ALL VEHICLES	TOTAL
Mcycles	CLASS 1
Cars, taxis, 4WD	CLASS 2
LGV	CLASS 3
OGV1	CLASS 4
OGV2	CLASS 5
PSV	CLASS 6
	TIME
0 - 10 mph	0-10mph
10 - 15 mph	10-15mph
15 - 20 mph	15-20mph
20 - 25 mph	20-25mph
25 - 30 mph	25-30mph
30 - 35 mph	30-35mph
35 - 40 mph	35-40mph
40 - 45 mph	40-45mph
45 - 50 mph	45-50mph
50 - 60 mph	50-60mph
60 - 70 mph	60-70mph
70 - 80 mph	70-80mph
80 - 90 mph	80-90mph
90 - 100 mph	90mph+
AVG SPD	AVG SPD
85%ile	85%ile
> 30mph	PSL SPEEDING
% > 30mph	PSL% SPEEDING
	ACPO SPEEDING
	ACPO% SPEEDING
	DfT SPEEDING
	DfT% SPEEDING

DIR 2

PROJECT 35202 Ashford, Kent
SITE 35202-006
LOCATION HIGHWOOD DRIVE
DIRECTION **WESTBOUND →**
PSL 30mph

Tue 02 May
DAY 1

TIME	TOTAL	CLS 1	CLS 2	CLS 3	CLS 4	CLS 5	CLS 6	SPD1 0 10	SPD2 10 15	SPD3 15 20	SPD4 20 25	SPD5 25 30	SPD6 30 35	SPD7 35 40	SPD8 40 45	SPD9 45 50	SPD10 50 60	SPD11 60 70	SPD12 70 80	SPD13 80 90	SPD14 90 100	AVG	85%ile	PSL 30	PSL% 30	ACPO 35	ACPO% 35	DfT 45	DfT% 45
0000	0	0	0	0	0	0	0	0	0	0	0	0	0	0	0	0	0	0	0	0	0	-	-	0	0.0	0	0.0	0	0.0
0015	0	0	0	0	0	0	0	0	0	0	0	0	0	0	0	0	0	0	0	0	0	-	-	0	0.0	0	0.0	0	0.0
0030	0	0	0	0	0	0	0	0	0	0	0	0	0	0	0	0	0	0	0	0	0	-	-	0	0.0	0	0.0	0	0.0
0045	0	0	0	0	0	0	0	0	0	0	0	0	0	0	0	0	0	0	0	0	0	-	-	0	0.0	0	0.0	0	0.0
0100	0	0	0	0	0	0	0	0	0	0	0	0	0	0	0	0	0	0	0	0	0	-	-	0	0.0	0	0.0	0	0.0
0115	0	0	0	0	0	0	0	0	0	0	0	0	0	0	0	0	0	0	0	0	0	-	-	0	0.0	0	0.0	0	0.0
0130	0	0	0	0	0	0	0	0	0	0	0	0	0	0	0	0	0	0	0	0	0	-	-	0	0.0	0	0.0	0	0.0
0145	0	0	0	0	0	0	0	0	0	0	0	0	0	0	0	0	0	0	0	0	0	-	-	0	0.0	0	0.0	0	0.0
0200	0	0	0	0	0	0	0	0	0	0	0	0	0	0	0	0	0	0	0	0	0	-	-	0	0.0	0	0.0	0	0.0
0215	0	0	0	0	0	0	0	0	0	0	0	0	0	0	0	0	0	0	0	0	0	-	-	0	0.0	0	0.0	0	0.0
0230	0	0	0	0	0	0	0	0	0	0	0	0	0	0	0	0	0	0	0	0	0	-	-	0	0.0	0	0.0	0	0.0
0245	0	0	0	0	0	0	0	0	0	0	0	0	0	0	0	0	0	0	0	0	0	-	-	0	0.0	0	0.0	0	0.0
0300	0	0	0	0	0	0	0	0	0	0	0	0	0	0	0	0	0	0	0	0	0	-	-	0	0.0	0	0.0	0	0.0
0315	0	0	0	0	0	0	0	0	0	0	0	0	0	0	0	0	0	0	0	0	0	-	-	0	0.0	0	0.0	0	0.0
0330	0	0	0	0	0	0	0	0	0	0	0	0	0	0	0	0	0	0	0	0	0	-	-	0	0.0	0	0.0	0	0.0
0345	0	0	0	0	0	0	0	0	0	0	0	0	0	0	0	0	0	0	0	0	0	-	-	0	0.0	0	0.0	0	0.0
0400	0	0	0	0	0	0	0	0	0	0	0	0	0	0	0	0	0	0	0	0	0	-	-	0	0.0	0	0.0	0	0.0
0415	0	0	0	0	0	0	0	0	0	0	0	0	0	0	0	0	0	0	0	0	0	-	-	0	0.0	0	0.0	0	0.0
0430	0	0	0	0	0	0	0	0	0	0	0	0	0	0	0	0	0	0	0	0	0	-	-	0	0.0	0	0.0	0	0.0
0445	0	0	0	0	0	0	0	0	0	0	0	0	0	0	0	0	0	0	0	0	0	-	-	0	0.0	0	0.0	0	0.0
0500	0	0	0	0	0	0	0	0	0	0	0	0	0	0	0	0	0	0	0	0	0	-	-	0	0.0	0	0.0	0	0.0
0515	1	0	1	0	0	0	0	0	1	0	0	0	0	0	0	0	0	0	0	0	0	-	-	0	0.0	0	0.0	0	0.0
0530	0	0	0	0	0	0	0	0	0	0	0	0	0	0	0	0	0	0	0	0	0	-	-	0	0.0	0	0.0	0	0.0
0545	0	0	0	0	0	0	0	0	0	0	0	0	0	0	0	0	0	0	0	0	0	-	-	0	0.0	0	0.0	0	0.0
0600	2	2	0	1	0	0	0	2	0	0	0	0	0	0	0	0	0	0	0	0	0	8.6	-	0	0.0	0	0.0	0	0.0
0615	2	2	0	0	0	0	0	1	1	0	0	0	0	0	0	0	0	0	0	0	0	9.8	-	0	0.0	0	0.0	0	0.0
0630	1	1	0	0	0	0	0	1	1	0	0	0	0	0	0	0	0	0	0	0	0	11.8	-	0	0.0	0	0.0	0	0.0
0645	2	2	0	0	0	0	0	0	2	0	0	0	0	0	0	0	0	0	0	0	0	12.0	-	0	0.0	0	0.0	0	0.0
0700	0	0	0	0	0	0	0	0	0	0	0	0	0	0	0	0	0	0	0	0	0	-	-	0	0.0	0	0.0	0	0.0
0715	2	1	1	0	0	0	0	0	2	0	0	0	0	0	0	0	0	0	0	0	0	11.9	-	0	0.0	0	0.0	0	0.0
0730	7	5	1	0	0	0	0	0	7	0	0	0	0	0	0	0	0	0	0	0	0	11.7	-	0	0.0	0	0.0	0	0.0
0745	5	4	1	0	0	0	0	2	3	0	0	0	0	0	0	0	0	0	0	0	0	9.4	-	0	0.0	0	0.0	0	0.0
0800	6	6	0	0	0	0	0	0	6	0	0	0	0	0	0	0	0	0	0	0	0	12.4	-	0	0.0	0	0.0	0	0.0
0815	7	4	2	0	0	0	0	0	7	0	0	0	0	0	0	0	0	0	0	0	0	11.9	-	0	0.0	0	0.0	0	0.0
0830	9	7	0	0	0	0	0	1	8	0	0	0	0	0	0	0	0	0	0	0	0	12.3	-	0	0.0	0	0.0	0	0.0
0845	1	1	0	0	0	0	0	0	1	0	0	0	0	0	0	0	0	0	0	0	0	13.6	-	0	0.0	0	0.0	0	0.0
0900	3	2	1	0	0	0	0	0	3	0	0	0	0	0	0	0	0	0	0	0	0	13.6	-	0	0.0	0	0.0	0	0.0
0915	1	1	0	0	0	0	0	0	1	0	0	0	0	0	0	0	0	0	0	0	0	12.3	-	0	0.0	0	0.0	0	0.0
0930	5	4	1	0	0	0	0	0	2	0	0	0	0	0	0	0	0	0	0	0	0	11.9	-	0	0.0	0	0.0	0	0.0
0945	3	2	1	0	0	0	0	0	2	0	0	0	0	0	0	0	0	0	0	0	0	10.6	-	0	0.0	0	0.0	0	0.0
1000	4	4	0	0	0	0	0	0	4	0	0	0	0	0	0	0	0	0	0	0	0	10.7	-	0	0.0	0	0.0	0	0.0
1015	4	4	0	0	0	0	0	0	4	0	0	0	0	0	0	0	0	0	0	0	0	10.7	-	0	0.0	0	0.0	0	0.0
1030	0	0	0	0	0	0	0	0	0	0	0	0	0	0	0	0	0	0	0	0	0	-	-	0	0.0	0	0.0	0	0.0
1045	2	2	0	0	0	0	0	0	2	0	0	0	0	0	0	0	0	0	0	0	0	7.8	-	0	0.0	0	0.0	0	0.0
1100	1	1	0	0	0	0	0	0	1	0	0	0	0	0	0	0	0	0	0	0	0	10.9	-	0	0.0	0	0.0	0	0.0
1115	5	5	0	0	0	0	0	0	2	0	0	0	0	0	0	0	0	0	0	0	0	13.0	-	0	0.0	0	0.0	0	0.0
1130	1	1	0	0	0	0	0	0	1	0	0	0	0	0	0	0	0	0	0	0	0	13.6	-	0	0.0	0	0.0	0	0.0
1145	3	1	2	0	0	0	0	0	2	0	0	0	0	0	0	0	0	0	0	0	0	10.3	-	0	0.0	0	0.0	0	0.0
1200	0	0	0	0	0	0	0	0	0	0	0	0	0	0	0	0	0	0	0	0	0	-	-	0	0.0	0	0.0	0	0.0
1215	1	1	0	0	0	0	0	0	1	0	0	0	0	0	0	0	0	0	0	0	0	13.8	-	0	0.0	0	0.0	0	0.0
1230	6	5	1	0	0	0	0	1	5	0	0	0	0	0	0	0	0	0	0	0	0	11.5	-	0	0.0	0	0.0	0	0.0
1245	1	1	0	0	0	0	0	0	1	0	0	0	0	0	0	0	0	0	0	0	0	8.1	-	0	0.0	0	0.0	0	0.0
1300	3	2	0	0	0	0	1	1	2	0	0	0	0	0	0	0	0	0	0	0	0	9.8	-	0	0.0	0	0.0	0	0.0
1315	1	0	1	0	0	0	0	0	1	0	0	0	0	0	0	0	0	0	0	0	0	11.5	-	0	0.0	0	0.0	0	0.0
1330	3	2	0	0	0	0	0	0	2	0	0	0	0	0	0	0	0	0	0	0	0	10.6	-	0	0.0	0	0.0	0	0.0
1345	3	3	0	0	0	0	0	0	3	0	0	0	0	0	0	0	0	0	0	0	0	12.9	-	0	0.0	0	0.0	0	0.0
1400	2	2	0	0	0	0	0	1	2	0	0	0	0	0	0	0	0	0	0	0	0	10.7	-	0	0.0	0	0.0	0	0.0
1415	6	4	1	0	0	0	0	0	6	0	0	0	0	0	0	0	0	0	0	0	0	8.6	-	0	0.0	0	0.0	0	0.0
1430	4	3	1	0	0	0	0	0	3	0	0	0	0	0	0	0	0	0	0	0	0	11.7	-	0	0.0	0	0.0	0	0.0
1445	3	0	1	0	0	0	0	0	1	0	0	0	0	0	0	0	0	0	0	0	0	12.7	-	0	0.0	0	0.0	0	0.0
1500	1	0	1	0	0	0	0	0	1	0	0	0	0	0	0	0	0	0	0	0	0	11.5	-	0	0.0	0	0.0	0	0.0
1515	3	2	1	0	0	0	0	0	3	0	0	0	0	0	0	0	0	0	0	0	0	11.4	-	0	0.0	0	0.0	0	0.0
1530	1	1	0	0	0	0	0	0	1	0	0	0	0	0	0	0	0	0	0	0	0	12.3	-	0	0.0	0	0.0	0	0.0
1545	6	6	0	0	0	0	0	0	6	0	0	0	0	0	0	0	0	0	0	0	0	10.4	-	0	0.0	0	0.0	0	0.0
1600	1	1	0	0	0	0	0	0	1	0	0	0	0	0	0	0	0	0	0	0	0	9.4	-	0	0.0	0	0.0	0	0.0
1615	3	3	0	0	0	0	0	0	3	0	0	0	0	0	0	0	0	0	0	0	0	11.6	-	0	0.0	0	0.0	0	0.0
1630	0	0	0	0	0	0	0	0	0	0	0	0	0	0	0	0	0	0	0	0	0	10.9	-	0	0.0	0	0.0	0	0.0
1645	3	2	1	0	0	0	0	0	3	0	0	0	0	0	0	0	0	0	0	0	0	12.3	-	0	0.0	0	0.0	0	0.0
1700	3	3	0	0	0	0	0	0	3	0	0	0	0	0	0	0	0	0	0	0	0	13.5	-	0	0.0	0	0.0	0	0.0
1715	4	3	1	0	0	0	0	1	3	0	0	0	0	0	0	0	0	0	0	0	0	10.9	-	0	0.0	0	0.0	0	0.0
1730	3	2	1	0	0	0	0	0	3	0	0	0	0	0	0	0	0	0	0	0	0	12.0	-	0	0.0	0	0.0	0	0.0
1745	0	0	0	0	0	0	0	0	0	0	0	0	0	0	0	0	0	0	0	0	0	-	-	0	0.0	0	0.0	0	0.0
1800	3	1	2	0	0	0	0	0	2	0	0	0	0	0	0	0	0	0	0	0	0	13.9	-	0	0.0	0	0.0	0	0.0
1815	3	3	0	0	0	0	0	0	3	0	0	0	0	0	0	0	0	0	0	0	0	11.7	-	0	0.0	0	0.0	0	0.0
1830	5	3	2	0	0	0	0	0	5	0	0	0	0	0	0	0	0	0	0	0	0	12.6	-	0	0.0	0	0.0	0	0.0
1845	3	3	0	0	0	0	0	1	2	0	0	0	0	0	0	0	0	0	0	0	0	12.1	-	0	0.0	0	0.0	0	0.0
1900	4	4	0	0	0	0	0	0	4	0	0	0	0	0	0	0	0	0	0	0	0	12.7	-	0	0.0	0	0.0	0	0.0
1915	2	2	0	0	0	0	0	1	1	0	0	0	0	0	0	0	0	0	0	0	0	5.4	-	0	0.0	0	0.0	0	0.0
1930	0	0	0	0	0	0	0	0	0	0	0	0	0	0	0	0	0	0	0	0	0	-	-	0	0.0	0	0.0	0	0.0
1945	2	1	1	0	0	0	0	0	2	0	0	0	0	0	0	0	0	0	0	0	0	11.3	-	0	0.0	0	0.0	0	0.0
2000	1	1	0	0	0	0	0	0	1	0	0	0	0	0	0	0	0	0	0	0	0	6.6	-	0	0.0	0	0.0	0	0.0
2015	0	0	0	0	0	0	0	0	0	0	0	0	0	0	0	0	0	0	0	0	0	-	-	0	0.0	0	0.0	0	0.0
2030	1	1	0	0	0	0	0	0	1	0	0	0	0	0	0	0	0	0	0	0	0	12.3	-	0	0.0	0	0.0	0	0.0
2045	0	0	0	0	0	0	0	0	0	0	0	0	0	0	0	0	0	0	0	0	0	-	-	0	0.0	0	0.0	0	0.0
2100	0	0	0	0	0	0	0	0	0	0	0	0	0	0	0	0	0	0	0	0	0	-	-	0	0.0	0	0.0	0	0.0
2115	2	2	0	0	0	0	0	0	2	0	0	0	0	0	0	0	0	0	0	0	0	12.1	-	0	0.0	0	0.0	0	0.0
2130	1	1	0	0	0	0	0	0	1	0	0	0	0	0	0	0	0	0	0	0	0	11.5	-	0	0.0	0	0.0	0	0.0
2145	0	0	0	0	0	0	0	0	0	0	0	0	0	0	0	0	0	0	0	0	0	-	-	0	0.0	0	0.0	0	0.0
2200	0	0	0	0	0	0	0	0	0	0	0	0	0	0	0	0	0	0	0	0	0	-	-	0	0.0	0	0.0	0	0.0
2215	0	0	0	0	0	0	0	0	0	0	0	0	0	0	0	0	0	0	0	0	0	-	-	0	0.0	0	0.0	0	0.0
2230	0	0	0	0	0	0	0	0	0	0	0	0	0	0	0	0	0	0	0	0	0	-	-	0	0.0	0	0.0	0	0.0
2245	0	0	0	0	0	0	0	0	0	0	0	0	0	0	0	0	0	0	0	0	0	-	-	0	0.0	0	0.0	0	0.0
2300	0	0	0	0	0	0	0	0	0	0	0	0	0	0	0	0	0	0	0	0	0	-	-	0	0.0	0	0.0	0	0.0
2315	0	0	0	0	0	0	0	0	0	0	0	0	0	0	0	0	0	0	0	0	0	-	-	0	0.0	0	0.0	0	0.0
2330	0	0	0	0	0	0	0	0	0	0	0	0	0	0	0	0	0	0	0	0	0	-	-	0	0.0	0	0.0	0	0.0
2345	1	1	0	0	0	0	0	0	1	0	0	0	0	0	0	0	0	0	0	0	0	-	-	0	0.0	0	0.0	0	0.0
07-19	146	0	109	29	7	0	1	29	114	3	0	0	0	0	0	0	0	0	0	0	0	10.8	-	0	0.0	0	0.0	0	0.0
06-22	166	0	128	30	7	0	1	34	129	3	0	0	0	0	0	0	0	0	0	0	0	11.3	13.2	0	0.0	0	0.0	0	0.0
06-00	167	0	129	30	7	0	1	34	130	3	0	0	0	0	0	0	0	0	0	0	0	11.3	13.2	0	0.0	0	0.0	0	0.0
00-00	168	0	130	30	7	0	1	35	130	3	0	0	0	0	0	0	0	0	0	0	0	11.3	13.2	0	0.0	0	0.0	0	0.0

ALL VEHICLES	TOTAL
Mcycles	CLASS 1
Cars, taxis, 4WD	CLASS 2
LGV	CLASS 3
OGV1	CLASS 4
OGV2	CLASS 5
PSV	CLASS 6
	TIME
0 - 10 mph	0-10mph
10 - 15 mph	10-15mph
15 - 20 mph	15-20mph
20 - 25 mph	20-25mph
25 - 30 mph	25-30mph
30 - 35 mph	30-35mph
35 - 40 mph	35-40mph
40 - 45 mph	40-45mph
45 - 50 mph	45-50mph
50 - 60 mph	50-60mph
60 - 70 mph	60-70mph
70 - 80 mph	70-80mph
80 - 90 mph	80-90mph
90 - 100 mph	90mph+
AVG SPD	AVG SPD
85%ile	85%ile
> 30mph	PSL SPEEDING
% > 30mph	PSL% SPEEDING
	ACPO SPEEDING
	ACPO% SPEEDING
	DfT SPEEDING
	DfT% SPEEDING

PROJECT 35202 Ashford, Kent
SITE 35202-006
LOCATION HIGHWOOD DRIVE
DIRECTION **WESTBOUND →**
PSL 30mph

DIR 2

Wed 03 May

DAY 2

Time	Total	Cls 1	Cls 2	Cls 3	Cls 4	Cls 5	Cls 6	Fix1	Time	Vbin 0 10	Vbin 10 15	Vbin 15 20	Vbin 20 25	Vbin 25 30	Vbin 30 35	Vbin 35 40	Vbin 40 45	Vbin 45 50	Vbin 50 60	Vbin 60 70	Vbin 70 80	Vbin 80 90	Vbin 90 100	Mean	V85	jPSL 30	jPSL% 30	ACPO 30	ACPO% 30	DfT 45	DfT% 45
0000	0	0	0	0	0	0	0		0000	0	0	0	0	0	0	0	0	0	0	0	0	0	0	13.2	0	0	0.0	0	0.0	0	0.0
0015	0	0	0	0	0	0	0		0015	0	0	0	0	0	0	0	0	0	0	0	0	0	0	-	0	0	0.0	0	0.0	0	0.0
0030	0	0	0	0	0	0	0		0030	0	0	0	0	0	0	0	0	0	0	0	0	0	0	-	0	0	0.0	0	0.0	0	0.0
0045	0	0	0	0	0	0	0		0045	0	0	0	0	0	0	0	0	0	0	0	0	0	0	-	0	0	0.0	0	0.0	0	0.0
0100	0	0	0	0	0	0	0		0100	0	0	0	0	0	0	0	0	0	0	0	0	0	0	-	0	0	0.0	0	0.0	0	0.0
0115	0	0	0	0	0	0	0		0115	0	0	0	0	0	0	0	0	0	0	0	0	0	0	-	0	0	0.0	0	0.0	0	0.0
0130	0	0	0	0	0	0	0		0130	0	0	0	0	0	0	0	0	0	0	0	0	0	0	-	0	0	0.0	0	0.0	0	0.0
0145	0	0	0	0	0	0	0		0145	0	0	0	0	0	0	0	0	0	0	0	0	0	0	-	0	0	0.0	0	0.0	0	0.0
0200	0	0	0	0	0	0	0		0200	0	0	0	0	0	0	0	0	0	0	0	0	0	0	-	0	0	0.0	0	0.0	0	0.0
0215	0	0	0	0	0	0	0		0215	0	0	0	0	0	0	0	0	0	0	0	0	0	0	-	0	0	0.0	0	0.0	0	0.0
0230	0	0	0	0	0	0	0		0230	0	0	0	0	0	0	0	0	0	0	0	0	0	0	-	0	0	0.0	0	0.0	0	0.0
0245	0	0	0	0	0	0	0		0245	0	0	0	0	0	0	0	0	0	0	0	0	0	0	-	0	0	0.0	0	0.0	0	0.0
0300	0	0	0	0	0	0	0		0300	0	0	0	0	0	0	0	0	0	0	0	0	0	0	-	0	0	0.0	0	0.0	0	0.0
0315	0	0	0	0	0	0	0		0315	0	0	0	0	0	0	0	0	0	0	0	0	0	0	-	0	0	0.0	0	0.0	0	0.0
0330	0	0	0	0	0	0	0		0330	0	0	0	0	0	0	0	0	0	0	0	0	0	0	-	0	0	0.0	0	0.0	0	0.0
0345	0	0	0	0	0	0	0		0345	0	0	0	0	0	0	0	0	0	0	0	0	0	0	-	0	0	0.0	0	0.0	0	0.0
0400	0	0	0	0	0	0	0		0400	0	0	0	0	0	0	0	0	0	0	0	0	0	0	-	0	0	0.0	0	0.0	0	0.0
0415	0	0	0	0	0	0	0		0415	0	0	0	0	0	0	0	0	0	0	0	0	0	0	-	0	0	0.0	0	0.0	0	0.0
0430	0	0	0	0	0	0	0		0430	0	0	0	0	0	0	0	0	0	0	0	0	0	0	-	0	0	0.0	0	0.0	0	0.0
0445	0	0	0	0	0	0	0		0445	0	0	0	0	0	0	0	0	0	0	0	0	0	0	-	0	0	0.0	0	0.0	0	0.0
0500	0	0	0	0	0	0	0		0500	0	0	0	0	0	0	0	0	0	0	0	0	0	0	-	0	0	0.0	0	0.0	0	0.0
0515	0	0	0	0	0	0	0		0515	0	0	0	0	0	0	0	0	0	0	0	0	0	0	-	0	0	0.0	0	0.0	0	0.0
0530	0	0	0	0	0	0	0		0530	0	0	0	0	0	0	0	0	0	0	0	0	0	0	-	0	0	0.0	0	0.0	0	0.0
0545	0	0	0	0	0	0	0		0545	0	0	0	0	0	0	0	0	0	0	0	0	0	0	-	0	0	0.0	0	0.0	0	0.0
0600	1	1	0	0	0	0	0		0600	0	0	1	0	0	0	0	0	0	0	0	0	0	0	-	0	0	0.0	0	0.0	0	0.0
0615	0	0	0	0	0	0	0		0615	0	0	0	0	0	0	0	0	0	0	0	0	0	0	-	0	0	0.0	0	0.0	0	0.0
0630	0	0	0	0	0	0	0		0630	0	0	0	0	0	0	0	0	0	0	0	0	0	0	-	0	0	0.0	0	0.0	0	0.0
0645	4	4	0	0	0	0	0		0645	3	0	0	0	0	0	0	0	0	0	0	0	0	0	-	0	0	0.0	0	0.0	0	0.0
0700	1	1	0	0	0	0	0		0700	1	3	0	0	0	0	0	0	0	0	0	0	0	0	-	0	0	0.0	0	0.0	0	0.0
0715	1	1	0	0	0	0	0		0715	0	1	0	0	0	0	0	0	0	0	0	0	0	0	-	0	0	0.0	0	0.0	0	0.0
0730	6	5	1	1	0	0	0		0730	0	6	0	0	0	0	0	0	0	0	0	0	0	0	-	0	0	0.0	0	0.0	0	0.0
0745	8	8	0	0	0	0	0		0745	1	7	0	0	0	0	0	0	0	0	0	0	0	0	-	0	0	0.0	0	0.0	0	0.0
0800	7	7	0	0	0	0	0		0800	0	7	0	0	0	0	0	0	0	0	0	0	0	0	-	0	0	0.0	0	0.0	0	0.0
0815	5	4	1	0	0	0	0		0815	1	4	0	0	0	0	0	0	0	0	0	0	0	0	-	0	0	0.0	0	0.0	0	0.0
0830	5	5	0	0	0	0	0		0830	1	4	0	0	0	0	0	0	0	0	0	0	0	0	-	0	0	0.0	0	0.0	0	0.0
0845	2	2	0	0	0	0	0		0845	0	2	0	0	0	0	0	0	0	0	0	0	0	0	-	0	0	0.0	0	0.0	0	0.0
0900	1	1	0	0	0	0	0		0900	0	1	0	0	0	0	0	0	0	0	0	0	0	0	-	0	0	0.0	0	0.0	0	0.0
0915	4	4	0	0	0	0	0		0915	0	4	0	0	0	0	0	0	0	0	0	0	0	0	-	0	0	0.0	0	0.0	0	0.0
0930	4	3	0	0	0	0	0		0930	0	4	0	0	0	0	0	0	0	0	0	0	0	0	-	0	0	0.0	0	0.0	0	0.0
0945	5	3	2	0	0	0	0		0945	1	4	0	0	0	0	0	0	0	0	0	0	0	0	-	0	0	0.0	0	0.0	0	0.0
1000	2	0	2	0	0	0	0		1000	0	2	0	0	0	0	0	0	0	0	0	0	0	0	-	0	0	0.0	0	0.0	0	0.0
1015	3	3	0	0	0	0	0		1015	0	3	0	0	0	0	0	0	0	0	0	0	0	0	-	0	0	0.0	0	0.0	0	0.0
1030	1	1	0	0	1	0	0		1030	0	1	0	0	0	0	0	0	0	0	0	0	0	0	-	0	0	0.0	0	0.0	0	0.0
1045	2	1	0	0	0	0	0		1045	1	2	0	0	0	0	0	0	0	0	0	0	0	0	-	0	0	0.0	0	0.0	0	0.0
1100	1	0	1	0	0	0	0		1100	0	1	0	0	0	0	0	0	0	0	0	0	0	0	-	0	0	0.0	0	0.0	0	0.0
1115	5	5	0	3	2	0	0		1115	0	3	0	0	0	0	0	0	0	0	0	0	0	0	-	0	0	0.0	0	0.0	0	0.0
1130	5	5	0	1	4	0	0		1130	0	5	0	0	0	0	0	0	0	0	0	0	0	0	-	0	0	0.0	0	0.0	0	0.0
1145	1	1	0	0	0	0	0		1145	0	1	0	0	0	0	0	0	0	0	0	0	0	0	-	0	0	0.0	0	0.0	0	0.0
1200	5	3	2	0	0	0	0		1200	0	5	0	0	0	0	0	0	0	0	0	0	0	0	-	0	0	0.0	0	0.0	0	0.0
1215	2	2	0	0	0	0	0		1215	0	2	0	0	0	0	0	0	0	0	0	0	0	0	-	0	0	0.0	0	0.0	0	0.0
1230	2	2	0	0	0	0	0		1230	0	2	0	0	0	0	0	0	0	0	0	0	0	0	-	0	0	0.0	0	0.0	0	0.0
1245	3	3	0	0	1	0	0		1245	0	3	0	0	0	0	0	0	0	0	0	0	0	0	-	0	0	0.0	0	0.0	0	0.0
1300	3	2	0	0	1	0	0		1300	1	2	0	0	0	0	0	0	0	0	0	0	0	0	-	0	0	0.0	0	0.0	0	0.0
1315	2	2	0	0	0	0	0		1315	0	2	0	0	0	0	0	0	0	0	0	0	0	0	-	0	0	0.0	0	0.0	0	0.0
1330	3	2	0	0	1	0	0		1330	0	2	0	0	0	0	0	0	0	0	0	0	0	0	-	0	0	0.0	0	0.0	0	0.0
1345	3	2	0	0	0	0	0		1345	0	2	0	0	0	0	0	0	0	0	0	0	0	0	-	0	0	0.0	0	0.0	0	0.0
1400	2	2	0	0	0	0	0		1400	0	2	0	0	0	0	0	0	0	0	0	0	0	0	-	0	0	0.0	0	0.0	0	0.0
1415	3	3	0	0	0	0	0		1415	0	3	0	0	0	0	0	0	0	0	0	0	0	0	-	0	0	0.0	0	0.0	0	0.0
1430	9	7	1	1	0	0	0		1430	5	3	1	0	0	0	0	0	0	0	0	0	0	0	-	0	0	0.0	0	0.0	0	0.0
1445	6	5	1	0	0	0	0		1445	2	4	0	0	0	0	0	0	0	0	0	0	0	0	-	0	0	0.0	0	0.0	0	0.0
1500	4	3	1	0	0	0	0		1500	0	4	0	0	0	0	0	0	0	0	0	0	0	0	-	0	0	0.0	0	0.0	0	0.0
1515	3	1	2	0	0	0	0		1515	1	2	0	0	0	0	0	0	0	0	0	0	0	0	-	0	0	0.0	0	0.0	0	0.0
1530	2	2	0	0	0	0	0		1530	1	1	0	0	0	0	0	0	0	0	0	0	0	0	-	0	0	0.0	0	0.0	0	0.0
1545	9	7	1	0	1	0	0		1545	5	4	0	0	0	0	0	0	0	0	0	0	0	0	-	0	0	0.0	0	0.0	0	0.0
1600	4	3	1	0	0	0	0		1600	2	2	0	0	0	0	0	0	0	0	0	0	0	0	-	0	0	0.0	0	0.0	0	0.0
1615	3	3	0	0	0	0	0		1615	2	1	0	0	0	0	0	0	0	0	0	0	0	0	-	0	0	0.0	0	0.0	0	0.0
1630	0	0	0	0	0	0	0		1630	0	0	0	0	0	0	0	0	0	0	0	0	0	0	-	0	0	0.0	0	0.0	0	0.0
1645	2	1	1	0	0	0	0		1645	0	2	0	0	0	0	0	0	0	0	0	0	0	0	-	0	0	0.0	0	0.0	0	0.0
1700	3	2	1	0	0	0	0		1700	0	3	0	0	0	0	0	0	0	0	0	0	0	0	-	0	0	0.0	0	0.0	0	0.0
1715	1	1	0	0	0	0	0		1715	0	1	0	0	0	0	0	0	0	0	0	0	0	0	-	0	0	0.0	0	0.0	0	0.0
1730	3	3	0	0	0	0	0		1730	0	3	0	0	0	0	0	0	0	0	0	0	0	0	-	0	0	0.0	0	0.0	0	0.0
1745	2	1	1	0	0	0	0		1745	1	1	0	0	0	0	0	0	0	0	0	0	0	0	-	0	0	0.0	0	0.0	0	0.0
1800	3	1	2	0	0	0	0		1800	1	2	0	0	0	0	0	0	0	0	0	0	0	0	-	0	0	0.0	0	0.0	0	0.0
1815	0	0	0	0	0	0	0		1815	0	0	0	0	0	0	0	0	0	0	0	0	0	0	-	0	0	0.0	0	0.0	0	0.0
1830	2	2	0	0	0	0	0		1830	0	1	0	0	0	0	0	0	0	0	0	0	0	0	-	0	0	0.0	0	0.0	0	0.0
1845	0	0	0	0	0	0	0		1845	0	0	0	0	0	0	0	0	0	0	0	0	0	0	-	0	0	0.0	0	0.0	0	0.0
1900	3	2	1	0	0	0	0		1900	1	2	0	0	0	0	0	0	0	0	0	0	0	0	-	0	0	0.0	0	0.0	0	0.0
1915	0	0	0	0	0	0	0		1915	0	0	0	0	0	0	0	0	0	0	0	0	0	0	-	0	0	0.0	0	0.0	0	0.0
1930	2	2	0	0	0	0	0		1930	0	2	0	0	0	0	0	0	0	0	0	0	0	0	-	0	0	0.0	0	0.0	0	0.0
1945	0	0	0	0	0	0	0		1945	0	0	0	0	0	0	0	0	0	0	0	0	0	0	-	0	0	0.0	0	0.0	0	0.0
2000	2	2	0	0	0	0	0		2000	0	2	0	0	0	0	0	0	0	0	0	0	0	0	-	0	0	0.0	0	0.0	0	0.0
2015	0	0	0	0	0	0	0		2015	0	0	0	0	0	0	0	0	0	0	0	0	0	0	-	0	0	0.0	0	0.0	0	0.0
2030	0	0	0	0	0	0	0		2030	0	0	0	0	0	0	0	0	0	0	0	0	0	0	-	0	0	0.0	0	0.0	0	0.0
2045	0	0	0	0	0	0	0		2045	0	0	0	0	0	0	0	0	0	0	0	0	0	0	-	0	0	0.0	0	0.0	0	0.0
2100	0	0	0	0	0	0	0		2100	0	0	0	0	0	0	0	0	0	0	0	0	0	0	-	0	0	0.0	0	0.0	0	0.0
2115	0	0	0	0	0	0	0		2115	0	0	0	0	0	0	0	0	0	0	0	0	0	0	-	0	0	0.0	0	0.0	0	0.0
2130	0	0	0	0	0	0	0		2130	0	0	0	0	0	0	0	0	0	0	0	0	0	0	-	0	0	0.0	0	0.0	0	0.0
2145	0	0	0	0	0	0	0		2145	0	0	0	0	0	0	0	0	0	0	0	0	0	0	-	0	0	0.0	0	0.0	0	0.0
2200	0	0	0	0	0	0	0		2200	0	0	0	0	0	0	0	0	0	0	0	0	0	0	-	0	0	0.0	0	0.0	0	0.0
2215	0	0	0	0	0	0	0		2215	0	0	0	0	0	0	0	0	0	0	0	0	0	0	-	0	0	0.0	0	0.0	0	0.0
2230	0	0	0	0	0	0	0		2230	0	0	0	0	0	0	0	0	0	0	0	0	0	0	-	0	0	0.0	0	0.0	0	0.0
2245	0	0	0	0	0	0	0		2245	0	0	0	0	0	0	0	0	0	0	0	0	0	0	-	0	0	0.0	0	0.0	0	0.0
2300	0	0	0	0	0	0	0		2300	0	0	0	0	0	0	0	0	0	0	0	0	0	0	-	0	0	0.0	0	0.0	0	0.0
2315	0	0	0	0	0	0	0		2315	0	0	0	0	0	0	0	0	0	0	0	0	0	0	-	0	0	0.0	0	0.0	0	0.0
2330	0	0	0	0	0	0	0		2330	0	0	0	0	0	0	0	0	0	0	0	0	0	0	-	0	0	0.0	0	0.0	0	0.0
2345	0	0	0	0	0	0	0		2345	0	0	0	0	0	0	0	0	0	0	0	0	0	0	-	0	0	0.0	0	0.0	0	0.0
07-19	153	123	25	4	0	0	0		07-19	37	113	3	0	0	0	0	0	0	0	0	0	0	0	11.2	13.2	0	0.0	0	0.0	0	0.0
06-22	165	132	28	4	0	0	1		06-22	41	120	4	0	0	0	0	0	0	0	0	0	0	0	11.2	13.3	0	0.0	0	0.0	0	0.0
06-00	165	132	28	4	0	0	1		06-00	41	120	4	0	0	0	0	0	0	0	0	0	0	0	11.2	13.3	0	0.0	0	0.0	0	0.0
00-00	166	132	28	5	0	0	1		00-00	41	121	4	0	0	0	0	0	0	0	0	0	0	0	11.2	13.3	0	0.0	0	0.0	0	0.0

ALL VEHICLES	TOTAL
Mcycles	CLASS 1
Cars, taxis, 4WD	CLASS 2
LGV	CLASS 3
OGV1	CLASS 4
OGV2	CLASS 5
PSV	CLASS 6
	TIME
0 - 10 mph	0-10mph
10 - 15 mph	10-15mph
15 - 20 mph	15-20mph
20 - 25 mph	20-25mph
25 - 30 mph	25-30mph
30 - 35 mph	30-35mph
35 - 40 mph	35-40mph
40 - 45 mph	40-45mph
45 - 50 mph	45-50mph
50 - 60 mph	50-60mph
60 - 70 mph	60-70mph
70 - 80 mph	70-80mph
80 - 90 mph	80-90mph
90 - 100 mph	90mph+
AVG SPD	AVG SPD
85%ile	85%ile
> 30mph	PSL SPEEDING
% > 30mph	PSL% SPEEDING
	ACPO SPEEDING
	ACPO% SPEEDING
	DfT SPEEDING
	DfT% SPEEDING

DIR 2

PROJECT 35202 Ashford, Kent
SITE 35202-006
LOCATION HIGHWOOD DRIVE
DIRECTION **WESTBOUND →**
PSL 30mph

Thu 04 May
DAY 3

	Total	Cls 1	Cls 2	Cls 3	Cls 4	Cls 5	Cls 6	Fxt	Time
ALL VEHICLES									
Mcycles									
Cars, taxis, 4WD									
LGV									
OGV1									
OGV2									
PSV									
TOTAL									
CLASS 1									
CLASS 2									
CLASS 3									
CLASS 4									
CLASS 5									
CLASS 6									

TIME	0 - 10 mph	10 - 15 mph	15 - 20 mph	20 - 25 mph	25 - 30 mph	30 - 35 mph	35 - 40 mph	40 - 45 mph	45 - 50 mph	50 - 60 mph	60 - 70 mph	70 - 80 mph	80 - 90 mph	90 - 100 mph	AVG SPD	85%ile	> 30mph	% > 30mph	ACPO SPEEDING	ACPO% SPEEDING	DfT SPEEDING	DfT% SPEEDING
0000	0	0	0	0	0	0	0	0	0	0	0	0	0	0	-	0	0	0.0	0	0.0	0	0.0
0015	0	0	0	0	0	0	0	0	0	0	0	0	0	0	-	0	0	0.0	0	0.0	0	0.0
0030	0	0	0	0	0	0	0	0	0	0	0	0	0	0	-	0	0	0.0	0	0.0	0	0.0
0045	0	0	0	0	0	0	0	0	0	0	0	0	0	0	-	0	0	0.0	0	0.0	0	0.0
0100	0	0	0	0	0	0	0	0	0	0	0	0	0	0	-	0	0	0.0	0	0.0	0	0.0
0115	0	0	0	0	0	0	0	0	0	0	0	0	0	0	-	0	0	0.0	0	0.0	0	0.0
0130	0	0	0	0	0	0	0	0	0	0	0	0	0	0	-	0	0	0.0	0	0.0	0	0.0
0145	0	0	0	0	0	0	0	0	0	0	0	0	0	0	-	0	0	0.0	0	0.0	0	0.0
0200	1	1	0	0	0	0	0	0	0	0	0	0	0	0	-	0	0	0.0	0	0.0	0	0.0
0215	0	0	0	0	0	0	0	0	0	0	0	0	0	0	-	0	0	0.0	0	0.0	0	0.0
0230	0	0	0	0	0	0	0	0	0	0	0	0	0	0	-	0	0	0.0	0	0.0	0	0.0
0245	0	0	0	0	0	0	0	0	0	0	0	0	0	0	-	0	0	0.0	0	0.0	0	0.0
0300	0	0	0	0	0	0	0	0	0	0	0	0	0	0	-	0	0	0.0	0	0.0	0	0.0
0315	0	0	0	0	0	0	0	0	0	0	0	0	0	0	-	0	0	0.0	0	0.0	0	0.0
0330	0	0	0	0	0	0	0	0	0	0	0	0	0	0	-	0	0	0.0	0	0.0	0	0.0
0345	0	0	0	0	0	0	0	0	0	0	0	0	0	0	-	0	0	0.0	0	0.0	0	0.0
0400	0	0	0	0	0	0	0	0	0	0	0	0	0	0	-	0	0	0.0	0	0.0	0	0.0
0415	0	0	0	0	0	0	0	0	0	0	0	0	0	0	-	0	0	0.0	0	0.0	0	0.0
0430	0	0	0	0	0	0	0	0	0	0	0	0	0	0	-	0	0	0.0	0	0.0	0	0.0
0445	0	0	0	0	0	0	0	0	0	0	0	0	0	0	-	0	0	0.0	0	0.0	0	0.0
0500	1	1	0	0	0	0	0	0	0	0	0	0	0	0	-	0	0	0.0	0	0.0	0	0.0
0515	0	0	0	0	0	0	0	0	0	0	0	0	0	0	-	0	0	0.0	0	0.0	0	0.0
0530	0	0	0	0	0	0	0	0	0	0	0	0	0	0	-	0	0	0.0	0	0.0	0	0.0
0545	3	3	0	0	0	0	0	0	0	0	0	0	0	0	-	0	0	0.0	0	0.0	0	0.0
0600	3	3	0	0	0	0	0	0	0	0	0	0	0	0	-	0	0	0.0	0	0.0	0	0.0
0615	1	0	1	0	0	0	0	0	0	0	0	0	0	0	-	0	0	0.0	0	0.0	0	0.0
0630	0	0	0	0	0	0	0	0	0	0	0	0	0	0	-	0	0	0.0	0	0.0	0	0.0
0645	8	6	1	1	0	0	0	0	0	0	0	0	0	0	-	0	0	0.0	0	0.0	0	0.0
0700	2	0	0	0	0	0	0	0	0	0	0	0	0	0	13.3	0	0	0.0	0	0.0	0	0.0
0715	2	1	1	0	0	0	0	0	0	0	0	0	0	0	9.7	0	0	0.0	0	0.0	0	0.0
0730	3	2	1	0	0	0	0	0	0	0	0	0	0	0	12.3	0	0	0.0	0	0.0	0	0.0
0745	4	3	1	0	0	0	0	0	0	0	0	0	0	0	10.1	0	0	0.0	0	0.0	0	0.0
0800	7	6	0	1	0	0	0	0	0	0	0	0	0	0	12.6	0	0	0.0	0	0.0	0	0.0
0815	7	7	0	0	0	0	0	0	0	0	0	0	0	0	12.7	0	0	0.0	0	0.0	0	0.0
0830	6	3	2	1	0	0	0	0	0	0	0	0	0	0	12.3	0	0	0.0	0	0.0	0	0.0
0845	3	3	0	0	0	0	0	0	0	0	0	0	0	0	12.0	0	0	0.0	0	0.0	0	0.0
0900	5	4	1	0	0	0	0	0	0	0	0	0	0	0	12.0	0	0	0.0	0	0.0	0	0.0
0915	1	1	0	0	0	0	0	0	0	0	0	0	0	0	12.3	0	0	0.0	0	0.0	0	0.0
0930	1	1	0	0	0	0	0	0	0	0	0	0	0	0	13.7	0	0	0.0	0	0.0	0	0.0
0945	6	5	1	0	0	0	0	0	0	0	0	0	0	0	10.7	0	0	0.0	0	0.0	0	0.0
1000	4	3	1	0	0	0	0	0	0	0	0	0	0	0	9.1	0	0	0.0	0	0.0	0	0.0
1015	1	1	0	0	0	0	0	0	0	0	0	0	0	0	12.8	0	0	0.0	0	0.0	0	0.0
1030	3	2	1	0	0	0	0	0	0	0	0	0	0	0	11.9	0	0	0.0	0	0.0	0	0.0
1045	2	1	1	0	0	0	0	0	0	0	0	0	0	0	9.6	0	0	0.0	0	0.0	0	0.0
1100	2	2	0	0	0	0	0	0	0	0	0	0	0	0	9.5	0	0	0.0	0	0.0	0	0.0
1115	2	1	1	0	0	0	0	0	0	0	0	0	0	0	11.4	0	0	0.0	0	0.0	0	0.0
1130	3	2	1	0	0	0	0	0	0	0	0	0	0	0	10.5	0	0	0.0	0	0.0	0	0.0
1145	1	0	1	0	0	0	0	0	0	0	0	0	0	0	-	0	0	0.0	0	0.0	0	0.0
1200	1	0	1	0	0	0	0	0	0	0	0	0	0	0	13.8	0	0	0.0	0	0.0	0	0.0
1215	3	1	1	0	0	0	0	0	0	0	0	0	0	0	10.5	0	0	0.0	0	0.0	0	0.0
1230	3	2	1	0	0	0	0	0	0	0	0	0	0	0	9.3	0	0	0.0	0	0.0	0	0.0
1245	3	3	0	0	0	0	0	0	0	0	0	0	0	0	8.9	0	0	0.0	0	0.0	0	0.0
1300	0	0	0	0	0	0	0	0	0	0	0	0	0	0	-	0	0	0.0	0	0.0	0	0.0
1315	4	4	0	0	0	0	0	0	0	0	0	0	0	0	10.3	0	0	0.0	0	0.0	0	0.0
1330	4	4	0	0	0	0	0	0	0	0	0	0	0	0	10.9	0	0	0.0	0	0.0	0	0.0
1345	5	3	1	1	0	0	0	0	0	0	0	0	0	0	11.0	0	0	0.0	0	0.0	0	0.0
1400	2	2	0	0	0	0	0	0	0	0	0	0	0	0	12.6	0	0	0.0	0	0.0	0	0.0
1415	1	1	0	0	0	0	0	0	0	0	0	0	0	0	12.6	0	0	0.0	0	0.0	0	0.0
1430	5	4	1	0	0	0	0	0	0	0	0	0	0	0	11.0	0	0	0.0	0	0.0	0	0.0
1445	3	3	0	0	0	0	0	0	0	0	0	0	0	0	11.6	0	0	0.0	0	0.0	0	0.0
1500	5	3	2	0	0	0	0	0	0	0	0	0	0	0	9.5	0	0	0.0	0	0.0	0	0.0
1515	5	3	2	0	0	0	0	0	0	0	0	0	0	0	10.8	0	0	0.0	0	0.0	0	0.0
1530	4	4	0	0	0	0	0	0	0	0	0	0	0	0	11.7	0	0	0.0	0	0.0	0	0.0
1545	1	1	0	0	0	0	0	0	0	0	0	0	0	0	11.7	0	0	0.0	0	0.0	0	0.0
1600	5	2	3	0	0	0	0	0	0	0	0	0	0	0	11.1	0	0	0.0	0	0.0	0	0.0
1615	3	0	3	0	0	0	0	0	0	0	0	0	0	0	11.8	0	0	0.0	0	0.0	0	0.0
1630	0	0	0	0	0	0	0	0	0	0	0	0	0	0	-	0	0	0.0	0	0.0	0	0.0
1645	0	0	0	0	0	0	0	0	0	0	0	0	0	0	-	0	0	0.0	0	0.0	0	0.0
1700	1	1	0	0	0	0	0	0	0	0	0	0	0	0	14.9	0	0	0.0	0	0.0	0	0.0
1715	3	3	0	0	0	0	0	0	0	0	0	0	0	0	12.2	0	0	0.0	0	0.0	0	0.0
1730	10	8	2	0	0	0	0	0	0	0	0	0	0	0	10.5	0	0	0.0	0	0.0	0	0.0
1745	4	2	0	0	0	0	0	0	0	0	0	0	0	0	14.3	0	0	0.0	0	0.0	0	0.0
1800	4	3	1	0	0	0	0	0	0	0	0	0	0	0	11.1	0	0	0.0	0	0.0	0	0.0
1815	4	2	2	0	0	0	0	0	0	0	0	0	0	0	12.2	0	0	0.0	0	0.0	0	0.0
1830	2	0	2	0	0	0	0	0	0	0	0	0	0	0	10.8	0	0	0.0	0	0.0	0	0.0
1845	6	4	1	1	0	0	0	0	0	0	0	0	0	0	11.0	0	0	0.0	0	0.0	0	0.0
1900	2	2	0	0	0	0	0	0	0	0	0	0	0	0	11.5	0	0	0.0	0	0.0	0	0.0
1915	2	2	0	0	0	0	0	0	0	0	0	0	0	0	11.0	0	0	0.0	0	0.0	0	0.0
1930	3	2	1	0	0	0	0	0	0	0	0	0	0	0	11.9	0	0	0.0	0	0.0	0	0.0
1945	1	1	0	0	0	0	0	0	0	0	0	0	0	0	17.1	0	0	0.0	0	0.0	0	0.0
2000	1	0	1	0	0	0	0	0	0	0	0	0	0	0	13.3	0	0	0.0	0	0.0	0	0.0
2015	1	0	1	0	0	0	0	0	0	0	0	0	0	0	10.6	0	0	0.0	0	0.0	0	0.0
2030	1	1	0	0	0	0	0	0	0	0	0	0	0	0	12.3	0	0	0.0	0	0.0	0	0.0
2045	0	0	0	0	0	0	0	0	0	0	0	0	0	0	-	0	0	0.0	0	0.0	0	0.0
2100	4	3	1	0	0	0	0	0	0	0	0	0	0	0	10.0	0	0	0.0	0	0.0	0	0.0
2115	2	1	1	0	0	0	0	0	0	0	0	0	0	0	11.3	0	0	0.0	0	0.0	0	0.0
2130	0	0	0	0	0	0	0	0	0	0	0	0	0	0	-	0	0	0.0	0	0.0	0	0.0
2145	0	0	0	0	0	0	0	0	0	0	0	0	0	0	-	0	0	0.0	0	0.0	0	0.0
2200	0	0	0	0	0	0	0	0	0	0	0	0	0	0	-	0	0	0.0	0	0.0	0	0.0
2215	0	0	0	0	0	0	0	0	0	0	0	0	0	0	-	0	0	0.0	0	0.0	0	0.0
2230	0	0	0	0	0	0	0	0	0	0	0	0	0	0	-	0	0	0.0	0	0.0	0	0.0
2245	0	0	0	0	0	0	0	0	0	0	0	0	0	0	-	0	0	0.0	0	0.0	0	0.0
2300	0	0	0	0	0	0	0	0	0	0	0	0	0	0	-	0	0	0.0	0	0.0	0	0.0
2315	0	0	0	0	0	0	0	0	0	0	0	0	0	0	-	0	0	0.0	0	0.0	0	0.0
2330	0	0	0	0	0	0	0	0	0	0	0	0	0	0	-	0	0	0.0	0	0.0	0	0.0
2345	0	0	0	0	0	0	0	0	0	0	0	0	0	0	-	0	0	0.0	0	0.0	0	0.0
07-19	154	116	30	8	0	0	0	37	116	1	0	0	0	0	13.3	0	0	0.0	0	0.0	0	0.0
06-22	181	133	38	10	0	0	0	40	139	2	0	0	0	0	13.3	0	0	0.0	0	0.0	0	0.0
06-00	181	133	38	10	0	0	0	40	139	2	0	0	0	0	13.3	0	0	0.0	0	0.0	0	0.0
00-00	186	138	38	10	0	0	0	41	142	3	0	0	0	0	13.3	0	0	0.0	0	0.0	0	0.0

PROJECT 35202 Ashford, Kent
SITE 35202-006
LOCATION HIGHWOOD DRIVE
DIRECTION **WESTBOUND →**
PSL 30mph

Fri 05 May
DAY 4

Time	Total	Cls 1	Cls 2	Cls 3	Cls 4	Cls 5	Cls 6	Fxt	Time	Vbin 0	Vbin 10	Vbin 15	Vbin 20	Vbin 25	Vbin 30	Vbin 35	Vbin 40	Vbin 45	Vbin 50	Vbin 60	Vbin 70	Vbin 80	Vbin 90	Mean	V85	PSL 30	PSL% 30	ACPO 35	ACPO% 35	DfT 45	DfT% 45
0000	0	0	0	0	0	0	0		0000	0	0	0	0	0	0	0	0	0	0	0	0	0	0	-	-	0	0.0	0	0.0	0	0.0
0015	0	0	0	0	0	0	0		0015	0	0	0	0	0	0	0	0	0	0	0	0	0	0	-	-	0	0.0	0	0.0	0	0.0
0030	0	0	0	0	0	0	0		0030	0	0	0	0	0	0	0	0	0	0	0	0	0	0	-	-	0	0.0	0	0.0	0	0.0
0045	0	0	0	0	0	0	0		0045	0	0	0	0	0	0	0	0	0	0	0	0	0	0	-	-	0	0.0	0	0.0	0	0.0
0100	0	0	0	0	0	0	0		0100	0	0	0	0	0	0	0	0	0	0	0	0	0	0	-	-	0	0.0	0	0.0	0	0.0
0115	0	0	0	0	0	0	0		0115	0	0	0	0	0	0	0	0	0	0	0	0	0	0	-	-	0	0.0	0	0.0	0	0.0
0130	0	0	0	0	0	0	0		0130	0	0	0	0	0	0	0	0	0	0	0	0	0	0	-	-	0	0.0	0	0.0	0	0.0
0145	0	0	0	0	0	0	0		0145	0	0	0	0	0	0	0	0	0	0	0	0	0	0	-	-	0	0.0	0	0.0	0	0.0
0200	0	0	0	0	0	0	0		0200	0	0	0	0	0	0	0	0	0	0	0	0	0	0	-	-	0	0.0	0	0.0	0	0.0
0215	0	0	0	0	0	0	0		0215	0	0	0	0	0	0	0	0	0	0	0	0	0	0	-	-	0	0.0	0	0.0	0	0.0
0230	0	0	0	0	0	0	0		0230	0	0	0	0	0	0	0	0	0	0	0	0	0	0	-	-	0	0.0	0	0.0	0	0.0
0245	0	0	0	0	0	0	0		0245	0	0	0	0	0	0	0	0	0	0	0	0	0	0	-	-	0	0.0	0	0.0	0	0.0
0300	0	0	0	0	0	0	0		0300	0	0	0	0	0	0	0	0	0	0	0	0	0	0	-	-	0	0.0	0	0.0	0	0.0
0315	0	0	0	0	0	0	0		0315	0	0	0	0	0	0	0	0	0	0	0	0	0	0	-	-	0	0.0	0	0.0	0	0.0
0330	0	0	0	0	0	0	0		0330	0	0	0	0	0	0	0	0	0	0	0	0	0	0	-	-	0	0.0	0	0.0	0	0.0
0345	0	0	0	0	0	0	0		0345	0	0	0	0	0	0	0	0	0	0	0	0	0	0	-	-	0	0.0	0	0.0	0	0.0
0400	0	0	0	0	0	0	0		0400	0	0	0	0	0	0	0	0	0	0	0	0	0	0	-	-	0	0.0	0	0.0	0	0.0
0415	0	0	0	0	0	0	0		0415	0	0	0	0	0	0	0	0	0	0	0	0	0	0	-	-	0	0.0	0	0.0	0	0.0
0430	0	0	0	0	0	0	0		0430	0	0	0	0	0	0	0	0	0	0	0	0	0	0	-	-	0	0.0	0	0.0	0	0.0
0445	0	0	0	0	0	0	0		0445	0	0	0	0	0	0	0	0	0	0	0	0	0	0	-	-	0	0.0	0	0.0	0	0.0
0500	0	0	0	0	0	0	0		0500	0	0	0	0	0	0	0	0	0	0	0	0	0	0	-	-	0	0.0	0	0.0	0	0.0
0515	0	0	0	0	0	0	0		0515	0	0	0	0	0	0	0	0	0	0	0	0	0	0	-	-	0	0.0	0	0.0	0	0.0
0530	2	0	1	1	0	0	0		0530	0	0	0	2	0	0	0	0	0	0	0	0	0	0	-	-	0	0.0	0	0.0	0	0.0
0545	0	0	0	0	0	0	0		0545	0	0	0	0	0	0	0	0	0	0	0	0	0	0	-	-	0	0.0	0	0.0	0	0.0
0600	0	0	0	0	0	0	0		0600	0	0	0	0	0	0	0	0	0	0	0	0	0	0	-	-	0	0.0	0	0.0	0	0.0
0615	1	0	0	0	0	0	0		0615	0	0	1	0	0	0	0	0	0	0	0	0	0	0	-	-	0	0.0	0	0.0	0	0.0
0630	3	0	3	0	0	0	0		0630	0	0	2	0	0	0	0	0	0	0	0	0	0	0	10.9	13.1	0	0.0	0	0.0	0	0.0
0645	2	0	0	0	0	0	0		0645	1	0	0	0	0	0	0	0	0	0	0	0	0	0	9.9	12.3	0	0.0	0	0.0	0	0.0
0700	2	0	2	0	0	0	0		0700	0	0	0	2	0	0	0	0	0	0	0	0	0	0	11.3	13.6	0	0.0	0	0.0	0	0.0
0715	2	0	2	0	0	0	0		0715	0	0	0	0	0	0	0	0	0	0	0	0	0	0	10.8	13.0	0	0.0	0	0.0	0	0.0
0730	3	3	3	0	0	0	0		0730	1	1	2	2	0	0	0	0	0	0	0	0	0	0	11.7	14.1	0	0.0	0	0.0	0	0.0
0745	7	3	4	2	0	0	0		0745	2	0	0	5	0	0	0	0	0	0	0	0	0	0	10.7	13.1	0	0.0	0	0.0	0	0.0
0800	4	0	3	1	0	0	0		0800	3	0	0	4	0	0	0	0	0	0	0	0	0	0	11.1	13.4	0	0.0	0	0.0	0	0.0
0815	8	0	7	0	1	0	0		0815	1	0	0	5	0	0	0	0	0	0	0	0	0	0	12.6	15.2	0	0.0	0	0.0	0	0.0
0830	5	0	5	0	0	0	0		0830	1	0	0	4	0	0	0	0	0	0	0	0	0	0	9.9	12.0	0	0.0	0	0.0	0	0.0
0845	5	0	5	0	0	0	0		0845	0	0	3	1	0	0	0	0	0	0	0	0	0	0	11.6	14.0	0	0.0	0	0.0	0	0.0
0900	4	0	3	1	0	0	0		0900	0	0	1	5	0	0	0	0	0	0	0	0	0	0	12.7	15.3	0	0.0	0	0.0	0	0.0
0915	3	0	3	0	0	0	0		0915	1	0	2	4	0	0	0	0	0	0	0	0	0	0	12.3	14.8	0	0.0	0	0.0	0	0.0
0930	4	0	3	1	0	0	0		0930	1	0	4	4	0	0	0	0	0	0	0	0	0	0	11.4	13.7	0	0.0	0	0.0	0	0.0
0945	6	0	5	1	0	0	0		0945	1	0	5	5	0	0	0	0	0	0	0	0	0	0	12.7	15.3	0	0.0	0	0.0	0	0.0
1000	3	0	2	1	0	0	0		1000	0	0	3	3	0	0	0	0	0	0	0	0	0	0	10.9	13.1	0	0.0	0	0.0	0	0.0
1015	3	0	0	3	0	0	0		1015	1	0	2	0	0	0	0	0	0	0	0	0	0	0	8.1	9.7	0	0.0	0	0.0	0	0.0
1030	3	1	1	2	0	0	0		1030	1	0	0	0	0	0	0	0	0	0	0	0	0	0	10.5	12.6	0	0.0	0	0.0	0	0.0
1045	1	0	0	1	0	0	0		1045	1	0	1	0	0	0	0	0	0	0	0	0	0	0	9.5	11.4	0	0.0	0	0.0	0	0.0
1100	2	0	1	1	0	0	0		1100	2	0	1	0	0	0	0	0	0	0	0	0	0	0	9.1	11.0	0	0.0	0	0.0	0	0.0
1115	3	1	1	1	0	0	0		1115	1	0	1	0	0	0	0	0	0	0	0	0	0	0	6.3	7.6	0	0.0	0	0.0	0	0.0
1130	1	0	1	0	0	0	0		1130	1	0	0	0	0	0	0	0	0	0	0	0	0	0	10.9	13.6	0	0.0	0	0.0	0	0.0
1145	2	0	1	1	0	0	0		1145	2	0	2	0	0	0	0	0	0	0	0	0	0	0	11.4	13.7	0	0.0	0	0.0	0	0.0
1200	3	0	2	1	0	0	0		1200	1	0	2	0	0	0	0	0	0	0	0	0	0	0	11.3	13.5	0	0.0	0	0.0	0	0.0
1215	8	0	7	1	0	0	0		1215	3	0	4	1	0	0	0	0	0	0	0	0	0	0	11.1	13.2	0	0.0	0	0.0	0	0.0
1230	3	0	3	0	0	0	0		1230	0	0	3	0	0	0	0	0	0	0	0	0	0	0	12.8	15.3	0	0.0	0	0.0	0	0.0
1245	5	0	4	1	0	0	0		1245	1	0	4	0	0	0	0	0	0	0	0	0	0	0	12.7	15.1	0	0.0	0	0.0	0	0.0
1300	5	0	3	2	0	0	0		1300	0	0	5	0	0	0	0	0	0	0	0	0	0	0	10.3	12.3	0	0.0	0	0.0	0	0.0
1315	0	0	0	0	0	0	0		1315	0	0	0	0	0	0	0	0	0	0	0	0	0	0	-	-	0	0.0	0	0.0	0	0.0
1330	5	0	4	1	0	0	0		1330	1	0	4	0	0	0	0	0	0	0	0	0	0	0	11.8	14.2	0	0.0	0	0.0	0	0.0
1345	1	0	1	0	0	0	0		1345	1	0	1	0	0	0	0	0	0	0	0	0	0	0	14.2	17.0	0	0.0	0	0.0	0	0.0
1400	1	0	1	0	0	0	0		1400	0	0	1	0	0	0	0	0	0	0	0	0	0	0	13.8	16.6	0	0.0	0	0.0	0	0.0
1415	5	0	4	1	0	0	0		1415	2	0	3	0	0	0	0	0	0	0	0	0	0	0	10.8	13.0	0	0.0	0	0.0	0	0.0
1430	2	0	2	0	0	0	0		1430	0	0	3	0	0	0	0	0	0	0	0	0	0	0	11.2	13.4	0	0.0	0	0.0	0	0.0
1445	3	0	2	1	0	0	0		1445	0	0	3	0	0	0	0	0	0	0	0	0	0	0	11.9	14.3	0	0.0	0	0.0	0	0.0
1500	6	0	5	1	0	0	0		1500	2	0	4	0	0	0	0	0	0	0	0	0	0	0	10.8	13.0	0	0.0	0	0.0	0	0.0
1515	3	0	2	1	0	0	0		1515	0	0	3	0	0	0	0	0	0	0	0	0	0	0	12.2	14.6	0	0.0	0	0.0	0	0.0
1530	5	0	5	0	0	0	0		1530	0	0	5	0	0	0	0	0	0	0	0	0	0	0	11.9	14.3	0	0.0	0	0.0	0	0.0
1545	1	0	1	0	0	0	0		1545	1	0	0	0	0	0	0	0	0	0	0	0	0	0	7.2	8.7	0	0.0	0	0.0	0	0.0
1600	5	0	4	1	0	0	0		1600	3	0	1	0	0	0	0	0	0	0	0	0	0	0	11.2	13.4	0	0.0	0	0.0	0	0.0
1615	7	1	5	1	0	0	0		1615	2	1	5	0	0	0	0	0	0	0	0	0	0	0	10.8	13.0	0	0.0	0	0.0	0	0.0
1630	2	0	2	0	0	0	0		1630	1	1	0	0	0	0	0	0	0	0	0	0	0	0	9.9	11.9	0	0.0	0	0.0	0	0.0
1645	5	0	4	1	0	0	0		1645	2	0	3	0	0	0	0	0	0	0	0	0	0	0	10.7	12.9	0	0.0	0	0.0	0	0.0
1700	4	0	3	1	0	0	0		1700	0	0	3	1	0	0	0	0	0	0	0	0	0	0	12.9	-	0	0.0	0	0.0	0	0.0
1715	0	0	0	0	0	0	0		1715	0	0	0	0	0	0	0	0	0	0	0	0	0	0	-	-	0	0.0	0	0.0	0	0.0
1730	2	0	2	0	0	0	0		1730	0	0	2	0	0	0	0	0	0	0	0	0	0	0	13.6	-	0	0.0	0	0.0	0	0.0
1745	2	0	2	0	0	0	0		1745	1	0	1	0	0	0	0	0	0	0	0	0	0	0	8.2	-	0	0.0	0	0.0	0	0.0
1800	5	0	4	1	0	0	0		1800	0	0	3	2	0	0	0	0	0	0	0	0	0	0	13.5	-	0	0.0	0	0.0	0	0.0
1815	1	0	1	0	0	0	0		1815	0	0	0	0	0	0	0	0	0	0	0	0	0	0	12.7	-	0	0.0	0	0.0	0	0.0
1830	4	0	3	1	0	0	0		1830	1	0	3	0	0	0	0	0	0	0	0	0	0	0	10.3	-	0	0.0	0	0.0	0	0.0
1845	0	0	0	0	0	0	0		1845	0	0	0	0	0	0	0	0	0	0	0	0	0	0	-	-	0	0.0	0	0.0	0	0.0
1900	3	1	2	0	0	0	0		1900	0	0	3	0	0	0	0	0	0	0	0	0	0	0	12.7	-	0	0.0	0	0.0	0	0.0
1915	1	0	1	0	0	0	0		1915	0	0	1	0	0	0	0	0	0	0	0	0	0	0	12.2	-	0	0.0	0	0.0	0	0.0
1930	4	1	3	1	0	0	0		1930	1	0	4	0	0	0	0	0	0	0	0	0	0	0	14.6	-	0	0.0	0	0.0	0	0.0
1945	1	0	1	0	0	0	0		1945	0	0	1	0	0	0	0	0	0	0	0	0	0	0	11.4	-	0	0.0	0	0.0	0	0.0
2000	3	0	3	0	0	0	0		2000	0	0	3	0	0	0	0	0	0	0	0	0	0	0	11.2	-	0	0.0	0	0.0	0	0.0
2015	4	0	4	0	0	0	0		2015	1	0	3	0	0	0	0	0	0	0	0	0	0	0	-	-	0	0.0	0	0.0	0	0.0
2030	0	0	0	0	0	0	0		2030	0	0	0	0	0	0	0	0	0	0	0	0	0	0	-	-	0	0.0	0	0.0	0	0.0
2045	2	0	2	0	0	0	0		2045	1	0	1	0	0	0	0	0	0	0	0	0	0	0	9.9	-	0	0.0	0	0.0	0	0.0
2100	1	0	1	0	0	0	0		2100	0	0	1	0	0	0	0	0	0	0	0	0	0	0	10.8	-	0	0.0	0	0.0	0	0.0
2115	1	0	1	0	0	0	0		2115	1	0	1	0	0	0	0	0	0	0	0	0	0	0	7.1	-	0	0.0	0	0.0	0	0.0
2130	1	0	1	0	0	0	0		2130	1	0	0	0	0	0	0	0	0	0	0	0	0	0	-	-	0	0.0	0	0.0	0	0.0
2145	0	0	0	0	0	0	0		2145	0	0	0	0	0	0	0	0	0	0	0	0	0	0	10.2	-	0	0.0	0	0.0	0	0.0
2200	2	0	1	1	0	0	0		2200	1	0	1	0	0	0	0	0	0	0	0	0	0	0	-	-	0	0.0	0	0.0	0	0.0
2215	0	0	0	0	0	0	0		2215	0	0	0	0	0	0	0	0	0	0	0	0	0	0	-	-	0	0.0	0	0.0	0	0.0
2230	0	0	0	0	0	0	0		2230	0	0	0	0	0	0	0	0	0	0	0	0	0	0	-	-	0	0.0	0	0.0	0	0.0
2245	0	0	0	0	0	0	0		2245	0	0	0	0	0	0	0	0	0	0	0	0	0	0	-	-	0	0.0	0	0.0	0	0.0
2300	0	0	0	0	0	0	0		2300	0	0	0	0	0	0	0	0	0	0	0	0	0	0	-	-	0	0.0	0	0.0	0	0.0
2315	0	0	0	0	0	0	0		2315	0	0	0	0	0	0	0	0	0	0	0	0	0	0	-	-	0	0.0	0	0.0	0	0.0
2330	0	0	0	0	0	0	0		2330	0	0	0	0	0	0	0	0	0	0	0	0	0	0	-	-	0	0.0	0	0.0	0	0.0
2345	0	0	0	0	0	0	0		2345	0	0	0	0	0	0	0	0	0	0	0	0	0	0	-	-	0	0.0	0	0.0	0	0.0
07-19	164	1	126	30	7	0	0		07-19	39	120	5	0	0	0	0	0	0	0	0	0	0	0	11.3	13.3	0	0.0	0	0.0	0	0.0
06-22	188	2	147	32	7	0	0		06-22	43	140	5	0	0	0	0	0	0	0	0	0	0	0	11.3	13.3	0	0.0	0	0.0	0	0.0
06-00	190	2	148	33	7	0	0		06-00	44	141	5	0	0	0	0	0	0	0	0	0	0	0	11.3	13.2	0	0.0	0	0.0	0	0.0
00-00	192	2	149	34	7	0	0		00-00	44	143	5	0	0	0	0	0	0	0	0	0	0	0	11.4	13.3	0	0.0	0	0.0	0	0.0

DIR 2

ALL VEHICLES	TOTAL
Mcycles	CLASS 1
Cars, taxis, 4WD	CLASS 2
LGV	CLASS 3
OGV1	CLASS 4
OGV2	CLASS 5
PSV	CLASS 6
	TIME
0 - 10 mph	0-10mph
10 - 15 mph	10-15mph
15 - 20 mph	15-20mph
20 - 25 mph	20-25mph
25 - 30 mph	25-30mph
30 - 35 mph	30-35mph
35 - 40 mph	35-40mph
40 - 45 mph	40-45mph
45 - 50 mph	45-50mph
50 - 60 mph	50-60mph
60 - 70 mph	60-70mph
70 - 80 mph	70-80mph
80 - 90 mph	80-90mph
90 - 100 mph	90mph+
AVG SPD	AVG SPD
85%ile	85%ile
> 30mph	PSL SPEEDING
% > 30mph	PSL% SPEEDING
	ACPO SPEEDING
	ACPO% SPEEDING
	DfT SPEEDING
	DfT% SPEEDING

PROJECT 35202 Ashford, Kent
SITE 35202-006
LOCATION HIGHWOOD DRIVE
DIRECTION **WESTBOUND →**
PSL 30mph

DIR 2

Sat 06 May
DAY 5

Time	Total	Cls 1	Cls 2	Cls 3	Cls 4	Cls 5	Cls 6	Fxt	Time	Vbin 0 10	Vbin 10 15	Vbin 15 20	Vbin 20 25	Vbin 25 30	Vbin 30 35	Vbin 35 40	Vbin 40 45	Vbin 45 50	Vbin 50 60	Vbin 60 70	Vbin 70 80	Vbin 80 90	Vbin 90 100	Mean	V85	PSL 30	PSL% 30	ACPO 35	ACPO% 35	DfT 45	DfT% 45
0000	0	0	0	0	0	0	0	1	0000	0	0	0	0	0	0	0	0	0	0	0	0	0	0	0	0	0	0.0	0	0.0	0	0.0
0015	0	0	0	0	0	0	0		0015	0	0	0	0	0	0	0	0	0	0	0	0	0	0	11.1	-	0	0.0	0	0.0	0	0.0
0030	1	0	1	0	0	0	0		0030	0	1	0	0	0	0	0	0	0	0	0	0	0	0	-	-	0	0.0	0	0.0	0	0.0
0045	0	0	0	0	0	0	0		0045	0	0	0	0	0	0	0	0	0	0	0	0	0	0	13.5	-	0	0.0	0	0.0	0	0.0
0100	0	0	0	0	0	0	0		0100	0	0	0	0	0	0	0	0	0	0	0	0	0	0	-	-	0	0.0	0	0.0	0	0.0
0115	0	0	0	1	0	0	0		0115	0	0	0	0	0	0	0	0	0	0	0	0	0	0	-	-	0	0.0	0	0.0	0	0.0
0130	1	0	0	0	0	0	0		0130	1	0	0	0	0	0	0	0	0	0	0	0	0	0	-	-	0	0.0	0	0.0	0	0.0
0145	0	0	0	0	0	0	0		0145	0	0	0	0	0	0	0	0	0	0	0	0	0	0	-	-	0	0.0	0	0.0	0	0.0
0200	0	0	0	0	0	0	0		0200	0	0	0	0	0	0	0	0	0	0	0	0	0	0	-	-	0	0.0	0	0.0	0	0.0
0215	0	0	0	0	0	0	0		0215	0	0	0	0	0	0	0	0	0	0	0	0	0	0	-	-	0	0.0	0	0.0	0	0.0
0230	0	0	0	0	0	0	0		0230	0	0	0	0	0	0	0	0	0	0	0	0	0	0	-	-	0	0.0	0	0.0	0	0.0
0245	0	0	0	0	0	0	0		0245	0	0	0	0	0	0	0	0	0	0	0	0	0	0	-	-	0	0.0	0	0.0	0	0.0
0300	0	0	0	0	0	0	0		0300	0	0	0	0	0	0	0	0	0	0	0	0	0	0	-	-	0	0.0	0	0.0	0	0.0
0315	0	0	0	0	0	0	0		0315	0	0	0	0	0	0	0	0	0	0	0	0	0	0	7.3	-	0	0.0	0	0.0	0	0.0
0330	0	0	0	0	0	0	0		0330	0	0	0	0	0	0	0	0	0	0	0	0	0	0	-	-	0	0.0	0	0.0	0	0.0
0345	0	0	0	0	0	0	0		0345	0	0	0	0	0	0	0	0	0	0	0	0	0	0	-	-	0	0.0	0	0.0	0	0.0
0400	0	0	0	0	0	0	0		0400	0	0	0	0	0	0	0	0	0	0	0	0	0	0	-	-	0	0.0	0	0.0	0	0.0
0415	0	0	0	0	0	0	0		0415	0	0	0	0	0	0	0	0	0	0	0	0	0	0	-	-	0	0.0	0	0.0	0	0.0
0430	0	0	0	0	0	0	0		0430	0	0	0	0	0	0	0	0	0	0	0	0	0	0	-	-	0	0.0	0	0.0	0	0.0
0445	0	0	0	0	0	0	0		0445	0	0	0	0	0	0	0	0	0	0	0	0	0	0	-	-	0	0.0	0	0.0	0	0.0
0500	0	0	0	0	0	0	0		0500	0	0	0	0	0	0	0	0	0	0	0	0	0	0	-	-	0	0.0	0	0.0	0	0.0
0515	0	0	0	0	0	0	0		0515	0	0	0	0	0	0	0	0	0	0	0	0	0	0	-	-	0	0.0	0	0.0	0	0.0
0530	0	0	0	0	0	0	0		0530	0	0	0	0	0	0	0	0	0	0	0	0	0	0	-	-	0	0.0	0	0.0	0	0.0
0545	0	0	0	0	0	0	0		0545	0	0	0	0	0	0	0	0	0	0	0	0	0	0	-	-	0	0.0	0	0.0	0	0.0
0600	0	0	0	0	0	0	0		0600	0	0	0	0	0	0	0	0	0	0	0	0	0	0	-	-	0	0.0	0	0.0	0	0.0
0615	0	0	0	0	0	0	0		0615	0	0	0	0	0	0	0	0	0	0	0	0	0	0	-	-	0	0.0	0	0.0	0	0.0
0630	0	0	0	0	0	0	0		0630	0	0	0	0	0	0	0	0	0	0	0	0	0	0	-	-	0	0.0	0	0.0	0	0.0
0645	1	0	1	0	0	0	0		0645	0	1	0	0	0	0	0	0	0	0	0	0	0	0	11.6	-	0	0.0	0	0.0	0	0.0
0700	0	0	0	0	0	0	0		0700	0	0	0	0	0	0	0	0	0	0	0	0	0	0	-	-	0	0.0	0	0.0	0	0.0
0715	0	0	0	0	0	0	0		0715	0	0	0	0	0	0	0	0	0	0	0	0	0	0	-	-	0	0.0	0	0.0	0	0.0
0730	0	0	0	0	0	0	0		0730	0	0	0	0	0	0	0	0	0	0	0	0	0	0	-	-	0	0.0	0	0.0	0	0.0
0745	0	0	0	3	0	0	0		0745	0	0	0	0	0	0	0	0	0	0	0	0	0	0	-	-	0	0.0	0	0.0	0	0.0
0800	3	0	0	3	0	0	0		0800	0	0	0	0	0	0	0	0	0	0	0	0	0	0	11.0	-	0	0.0	0	0.0	0	0.0
0815	2	0	0	2	0	0	0		0815	0	0	0	0	0	0	0	0	0	0	0	0	0	0	13.3	-	0	0.0	0	0.0	0	0.0
0830	3	0	1	2	0	0	0		0830	0	0	0	0	0	0	0	0	0	0	0	0	0	0	11.7	-	0	0.0	0	0.0	0	0.0
0845	3	0	3	0	0	0	0		0845	0	0	0	0	0	0	0	0	0	0	0	0	0	0	11.8	-	0	0.0	0	0.0	0	0.0
0900	3	0	2	0	1	0	0		0900	0	1	0	0	0	0	0	0	0	0	0	0	0	0	10.4	-	0	0.0	0	0.0	0	0.0
0915	2	0	2	0	0	0	0		0915	0	2	0	0	0	0	0	0	0	0	0	0	0	0	10.7	-	0	0.0	0	0.0	0	0.0
0930	3	0	3	0	0	0	0		0930	0	2	0	0	0	0	0	0	0	0	0	0	0	0	13.6	-	0	0.0	0	0.0	0	0.0
0945	3	0	2	1	0	0	0		0945	0	2	0	0	0	0	0	0	0	0	0	0	0	0	10.8	-	0	0.0	0	0.0	0	0.0
1000	2	0	1	1	0	0	0		1000	0	1	0	0	0	0	0	0	0	0	0	0	0	0	11.9	-	0	0.0	0	0.0	0	0.0
1015	2	0	1	1	0	0	0		1015	0	2	0	0	0	0	0	0	0	0	0	0	0	0	12.9	-	0	0.0	0	0.0	0	0.0
1030	2	0	2	0	0	0	0		1030	0	2	0	0	0	0	0	0	0	0	0	0	0	0	12.0	-	0	0.0	0	0.0	0	0.0
1045	3	0	3	0	0	0	0		1045	0	3	0	0	0	0	0	0	0	0	0	0	0	0	12.1	-	0	0.0	0	0.0	0	0.0
1100	0	0	0	0	0	0	0		1100	0	0	0	0	0	0	0	0	0	0	0	0	0	0	-	-	0	0.0	0	0.0	0	0.0
1115	1	0	1	0	0	0	0		1115	0	1	0	0	0	0	0	0	0	0	0	0	0	0	12.8	-	0	0.0	0	0.0	0	0.0
1130	3	0	2	1	0	0	0		1130	0	2	0	0	0	0	0	0	0	0	0	0	0	0	11.1	-	0	0.0	0	0.0	0	0.0
1145	3	0	1	1	0	0	0		1145	0	3	0	0	0	0	0	0	0	0	0	0	0	0	11.8	-	0	0.0	0	0.0	0	0.0
1200	2	0	1	0	0	0	0		1200	0	2	0	0	0	0	0	0	0	0	0	0	0	0	10.5	-	0	0.0	0	0.0	0	0.0
1215	3	0	3	0	0	0	0		1215	0	3	0	0	0	0	0	0	0	0	0	0	0	0	10.9	-	0	0.0	0	0.0	0	0.0
1230	4	0	3	1	0	0	0		1230	0	4	0	0	0	0	0	0	0	0	0	0	0	0	11.6	-	0	0.0	0	0.0	0	0.0
1245	4	0	4	0	0	0	0		1245	0	3	0	0	0	0	0	0	0	0	0	0	0	0	8.2	-	0	0.0	0	0.0	0	0.0
1300	2	0	2	0	0	0	0		1300	0	2	0	0	0	0	0	0	0	0	0	0	0	0	10.6	-	0	0.0	0	0.0	0	0.0
1315	2	0	2	0	0	0	0		1315	0	1	0	0	0	0	0	0	0	0	0	0	0	0	10.6	-	0	0.0	0	0.0	0	0.0
1330	1	0	1	0	0	0	0		1330	0	1	0	0	0	0	0	0	0	0	0	0	0	0	11.1	-	0	0.0	0	0.0	0	0.0
1345	3	0	2	1	0	0	0		1345	0	2	0	0	0	0	0	0	0	0	0	0	0	0	8.3	-	0	0.0	0	0.0	0	0.0
1400	4	0	3	0	1	0	0		1400	0	2	0	0	0	0	0	0	0	0	0	0	0	0	11.8	-	0	0.0	0	0.0	0	0.0
1415	5	0	5	0	0	0	0		1415	0	5	0	0	0	0	0	0	0	0	0	0	0	0	10.0	-	0	0.0	0	0.0	0	0.0
1430	2	0	2	0	0	0	0		1430	0	1	0	0	0	0	0	0	0	0	0	0	0	0	11.0	-	0	0.0	0	0.0	0	0.0
1445	2	0	1	1	0	0	0		1445	0	1	0	0	0	0	0	0	0	0	0	0	0	0	11.3	-	0	0.0	0	0.0	0	0.0
1500	4	0	4	0	0	0	0		1500	0	4	0	0	0	0	0	0	0	0	0	0	0	0	10.8	-	0	0.0	0	0.0	0	0.0
1515	3	0	3	0	0	0	0		1515	0	2	0	0	0	0	0	0	0	0	0	0	0	0	11.1	-	0	0.0	0	0.0	0	0.0
1530	1	0	1	0	0	0	0		1530	0	1	0	0	0	0	0	0	0	0	0	0	0	0	10.7	-	0	0.0	0	0.0	0	0.0
1545	1	0	1	0	0	0	0		1545	0	1	0	0	0	0	0	0	0	0	0	0	0	0	-	-	0	0.0	0	0.0	0	0.0
1600	0	0	0	0	0	0	0		1600	0	0	0	0	0	0	0	0	0	0	0	0	0	0	9.6	-	0	0.0	0	0.0	0	0.0
1615	2	0	2	0	0	0	0		1615	0	1	0	0	0	0	0	0	0	0	0	0	0	0	11.3	-	0	0.0	0	0.0	0	0.0
1630	4	0	4	0	0	0	0		1630	0	4	0	0	0	0	0	0	0	0	0	0	0	0	12.1	-	0	0.0	0	0.0	0	0.0
1645	3	0	3	0	0	0	0		1645	0	2	0	0	0	0	0	0	0	0	0	0	0	0	11.6	-	0	0.0	0	0.0	0	0.0
1700	3	0	2	1	0	0	0		1700	0	3	0	0	0	0	0	0	0	0	0	0	0	0	9.5	-	0	0.0	0	0.0	0	0.0
1715	2	0	2	0	0	0	0		1715	0	1	0	0	0	0	0	0	0	0	0	0	0	0	11.0	-	0	0.0	0	0.0	0	0.0
1730	2	0	1	1	0	0	0		1730	0	1	0	0	0	0	0	0	0	0	0	0	0	0	10.7	-	0	0.0	0	0.0	0	0.0
1745	2	0	2	0	0	0	0		1745	0	2	0	0	0	0	0	0	0	0	0	0	0	0	9.9	-	0	0.0	0	0.0	0	0.0
1800	2	0	2	0	0	0	0		1800	0	1	0	0	0	0	0	0	0	0	0	0	0	0	11.1	-	0	0.0	0	0.0	0	0.0
1815	3	0	2	1	0	0	0		1815	0	2	0	0	0	0	0	0	0	0	0	0	0	0	10.7	-	0	0.0	0	0.0	0	0.0
1830	3	0	3	0	0	0	0		1830	0	3	0	0	0	0	0	0	0	0	0	0	0	0	8.9	-	0	0.0	0	0.0	0	0.0
1845	1	0	1	0	0	0	0		1845	0	1	0	0	0	0	0	0	0	0	0	0	0	0	-	-	0	0.0	0	0.0	0	0.0
1900	1	0	1	0	0	0	0		1900	0	1	0	0	0	0	0	0	0	0	0	0	0	0	9.3	-	0	0.0	0	0.0	0	0.0
1915	1	0	1	0	0	0	0		1915	0	1	0	0	0	0	0	0	0	0	0	0	0	0	9.7	-	0	0.0	0	0.0	0	0.0
1930	2	0	1	1	0	0	0		1930	0	2	0	0	0	0	0	0	0	0	0	0	0	0	11.7	-	0	0.0	0	0.0	0	0.0
1945	2	0	2	0	0	0	0		1945	0	2	0	0	0	0	0	0	0	0	0	0	0	0	11.4	-	0	0.0	0	0.0	0	0.0
2000	3	0	2	1	0	0	0		2000	0	1	0	0	0	0	0	0	0	0	0	0	0	0	10.0	-	0	0.0	0	0.0	0	0.0
2015	0	0	0	0	0	0	0		2015	0	0	0	0	0	0	0	0	0	0	0	0	0	0	-	-	0	0.0	0	0.0	0	0.0
2030	0	0	0	0	0	0	0		2030	0	0	0	0	0	0	0	0	0	0	0	0	0	0	-	-	0	0.0	0	0.0	0	0.0
2045	2	0	2	0	0	0	0		2045	0	2	0	0	0	0	0	0	0	0	0	0	0	0	9.2	-	0	0.0	0	0.0	0	0.0
2100	1	0	1	0	0	0	0		2100	0	1	0	0	0	0	0	0	0	0	0	0	0	0	9.4	-	0	0.0	0	0.0	0	0.0
2115	1	0	1	0	0	0	0		2115	0	1	0	0	0	0	0	0	0	0	0	0	0	0	9.3	-	0	0.0	0	0.0	0	0.0
2130	1	0	0	1	0	0	0		2130	0	1	0	0	0	0	0	0	0	0	0	0	0	0	13.1	-	0	0.0	0	0.0	0	0.0
2145	0	0	0	0	0	0	0		2145	0	0	0	0	0	0	0	0	0	0	0	0	0	0	-	-	0	0.0	0	0.0	0	0.0
2200	1	0	1	0	0	0	0		2200	0	1	0	0	0	0	0	0	0	0	0	0	0	0	7.4	-	0	0.0	0	0.0	0	0.0
2215	0	0	0	0	0	0	0		2215	0	0	0	0	0	0	0	0	0	0	0	0	0	0	-	-	0	0.0	0	0.0	0	0.0
2230	1	0	1	0	0	0	0		2230	0	1	0	0	0	0	0	0	0	0	0	0	0	0	10.6	-	0	0.0	0	0.0	0	0.0
2245	1	0	1	0	0	0	0		2245	0	1	0	0	0	0	0	0	0	0	0	0	0	0	8.9	-	0	0.0	0	0.0	0	0.0
2300	0	0	0	0	0	0	0		2300	0	0	0	0	0	0	0	0	0	0	0	0	0	0	-	-	0	0.0	0	0.0	0	0.0
2315	0	0	0	1	0	0	0		2315	0	0	0	0	0	0	0	0	0	0	0	0	0	0	-	-	0	0.0	0	0.0	0	0.0
2330	1	0	1	0	0	0	0		2330	0	1	0	0	0	0	0	0	0	0	0	0	0	0	7.7	-	0	0.0	0	0.0	0	0.0
2345	0	0	0	0	0	0	0		2345	0	0	0	0	0	0	0	0	0	0	0	0	0	0	-	-	0	0.0	0	0.0	0	0.0
07-19	112	0	97	13	1	0	1		07-19	24	86	2	0	0	0	0	0	0	0	0	0	0	0	11.0	12.5	0	0.0	0	0.0	0	0.0
06-22	126	0	108	16	1	0	1		06-22	32	92	2	0	0	0	0	0	0	0	0	0	0	0	11.0	12.5	0	0.0	0	0.0	0	0.0
06-00	130	0	111	17	1	0	1		06-00	35	93	2	0	0	0	0	0	0	0	0	0	0	0	10.9	12.5	0	0.0	0	0.0	0	0.0
00-00	133	0	112	19	1	0	1		00-00	36	95	2	0	0	0	0	0	0	0	0	0	0	0	10.9	12.5	0	0.0	0	0.0	0	0.0

	DIR 2
ALL VEHICLES	TOTAL
Mcycles	CLASS 1
Cars, taxis, 4WD	CLASS 2
LGV	CLASS 3
OGV1	CLASS 4
OGV2	CLASS 5
PSV	CLASS 6
	TIME
0 - 10 mph	0-10mph
10 - 15 mph	10-15mph
15 - 20 mph	15-20mph
20 - 25 mph	20-25mph
25 - 30 mph	25-30mph
30 - 35 mph	30-35mph
35 - 40 mph	35-40mph
40 - 45 mph	40-45mph
45 - 50 mph	45-50mph
50 - 60 mph	50-60mph
60 - 70 mph	60-70mph
70 - 80 mph	70-80mph
80 - 90 mph	80-90mph
90 - 100 mph	90mph+
AVG SPD	AVG SPD
85%ile	85%ile
> 30mph	PSL SPEEDING
% > 30mph	PSL% SPEEDING
	ACPO SPEEDING
	ACPO% SPEEDING
	DfT SPEEDING
	DfT% SPEEDING

PROJECT 35202 Ashford, Kent
SITE 35202-006
LOCATION HIGHWOOD DRIVE
DIRECTION **WESTBOUND →**
PSL 30mph

DIR 2

Sun 07 May
DAY 6

	TOTAL	CLASS 1	CLASS 2	CLASS 3	CLASS 4	CLASS 5	CLASS 6
ALL VEHICLES	Total	Cls 1	Cls 2	Cls 3	Cls 4	Cls 5	Cls 6
Mcycles	0	0	0	0	0	0	0
Cars, taxis, 4WD	1	1	0	0	0	0	0
LGV	0	0	0	0	0	0	0
OGV1	0	0	0	0	0	0	0
OGV2	0	0	0	0	0	0	0
PSV	0	0	0	0	0	0	0

TIME	Time
0-10mph	0000
10-15mph	0015
15-20mph	0030
20-25mph	0045
25-30mph	0100
30-35mph	0115
35-40mph	0130
40-45mph	0145
45-50mph	0200
50-60mph	0215
60-70mph	0230
70-80mph	0245
80-90mph	0300
90mph+	0315
AVG SPD	0330
85%ile	0345
PSL SPEEDING	0400
PSL% SPEEDING	0415
ACPO SPEEDING	0430
ACPO% SPEEDING	0445
DfT SPEEDING	0500
DfT% SPEEDING	0515
0 - 10 mph	0530
10 - 15 mph	0545
15 - 20 mph	0600
20 - 25 mph	0615
25 - 30 mph	0630
30 - 35 mph	0645
35 - 40 mph	0700
40 - 45 mph	0715
45 - 50 mph	0730
50 - 60 mph	0745
60 - 70 mph	0800
70 - 80 mph	0815
80 - 90 mph	0830
90 - 100 mph	0845
AVG SPD	0900
85%ile	0915
> 30mph	0930
% > 30mph	0945
	1000
	1015
	1030
	1045
	1100
	1115
	1130
	1145
	1200
	1215
	1230
	1245
	1300
	1315
	1330
	1345
	1400
	1415
	1430
	1445
	1500
	1515
	1530
	1545
	1600
	1615
	1630
	1645
	1700
	1715
	1730
	1745
	1800
	1815
	1830
	1845
	1900
	1915
	1930
	1945
	2000
	2015
	2030
	2045
	2100
	2115
	2130
	2145
	2200
	2215
	2230
	2245
	2300
	2315
	2330
	2345
	07-19
	06-22
	06-00
	00-00

Time	Fxd 1	Cls 6	Cls 5	Cls 4	Cls 3	Cls 2	Cls 1	Total
0000	0	0	0	0	0	0	0	0
0015	0	0	0	0	0	0	0	0
0030	0	0	0	0	0	0	0	0
0045	0	0	0	0	0	0	0	0
0100	0	0	0	0	0	0	0	0
0115	0	0	0	0	0	0	0	0
0130	0	0	0	0	0	1	0	1
0145	0	0	0	0	0	0	0	0
0200	0	0	0	0	0	0	0	0
0215	0	0	0	0	0	0	0	0
0230	0	0	0	0	0	0	0	0
0245	0	0	0	0	0	0	0	0
0300	0	0	0	0	0	0	0	0
0315	0	0	0	0	0	0	0	0
0330	0	0	0	0	0	0	0	0
0345	0	0	0	0	0	0	0	0
0400	0	0	0	0	0	0	0	0
0415	0	0	0	0	0	1	0	1
0430	0	0	0	0	0	0	0	0
0445	0	0	0	0	0	0	0	0
0500	0	0	0	0	0	0	0	0
0515	0	0	0	0	0	0	0	0
0530	0	0	0	0	0	0	0	0
0545	0	0	0	0	0	0	0	0
0600	0	0	0	0	0	0	0	0
0615	0	0	0	0	0	0	0	0
0630	0	0	0	0	0	0	0	0
0645	0	0	0	0	0	1	0	1
0700	0	0	0	0	0	0	0	0
0715	0	0	0	0	0	0	0	0
0730	0	0	0	0	0	1	0	1
0745	0	0	0	0	0	0	0	0
0800	0	0	0	0	0	2	0	2
0815	0	0	0	0	0	0	0	0
0830	0	0	0	0	0	1	0	1
0845	0	0	0	0	0	1	0	1
0900	0	0	0	0	0	1	0	1
0915	0	0	0	0	0	1	0	1
0930	0	0	0	0	0	1	0	1
0945	0	0	0	0	0	1	0	1
1000	0	0	0	0	0	2	0	2
1015	0	0	0	0	0	2	0	2
1030	0	0	0	0	0	5	0	5
1045	0	0	0	0	0	1	0	1
1100	0	0	0	0	0	5	0	5
1115	0	0	0	0	0	6	0	6
1130	0	0	0	0	0	3	0	3
1145	0	0	0	0	0	2	0	2
1200	0	0	0	0	0	2	0	2
1215	0	0	0	0	0	1	0	1
1230	0	0	0	0	0	3	0	3
1245	0	0	0	0	0	1	0	1
1300	0	0	0	0	0	3	0	3
1315	0	0	0	0	0	2	0	2
1330	0	0	0	0	0	1	0	1
1345	0	0	0	0	0	5	0	5
1400	0	0	0	0	0	1	0	1
1415	0	0	0	0	0	1	0	1
1430	0	0	0	0	0	2	0	2
1445	0	0	0	0	0	1	0	1
1500	0	0	0	0	0	0	0	0
1515	0	0	0	0	0	3	0	3
1530	0	0	0	0	0	0	0	0
1545	0	0	0	0	0	1	0	1
1600	0	0	0	0	0	1	0	1
1615	0	0	0	0	0	0	0	0
1630	0	0	0	0	0	1	0	1
1645	0	0	0	0	0	1	0	1
1700	0	0	0	0	0	0	0	0
1715	0	0	0	0	0	1	0	1
1730	0	0	0	0	0	1	0	1
1745	0	0	0	0	0	3	0	3
1800	0	0	0	0	0	2	0	2
1815	0	0	0	0	0	2	0	2
1830	0	0	0	0	0	0	0	0
1845	0	0	0	0	0	3	0	3
1900	0	0	0	0	0	2	0	2
1915	0	0	0	0	0	0	0	0
1930	0	0	0	0	0	1	0	1
1945	0	0	0	0	0	1	0	1
2000	0	0	0	0	0	1	0	1
2015	0	0	0	0	0	0	0	0
2030	0	0	0	0	0	0	0	0
2045	0	0	0	0	0	0	0	0
2100	0	0	0	0	0	0	0	0
2115	0	0	0	0	0	1	0	1
2130	0	0	0	0	0	0	0	0
2145	0	0	0	0	0	0	0	0
2200	0	0	0	0	0	2	0	2
2215	0	0	0	0	0	0	0	0
2230	0	0	0	0	0	1	0	1
2245	0	0	0	0	0	0	0	0
2300	0	0	0	0	0	0	0	0
2315	0	0	0	0	0	1	0	1
2330	0	0	0	0	0	0	0	0
2345	0	0	0	0	0	0	0	0
07-19	97	0	72	24	1	0	0	0
06-22	105	0	79	25	1	0	0	0
06-00	110	0	83	26	1	0	0	0
00-00	112	0	85	26	1	0	0	0

Time	Vbin 0 10	Vbin 10 15	Vbin 15 20	Vbin 20 25	Vbin 25 30	Vbin 30 35	Vbin 35 40	Vbin 40 45	Vbin 45 50	Vbin 50 60	Vbin 60 70	Vbin 70 80	Vbin 80 90	Vbin 90 100	Mean Vp	Vp 85	jPSL 30	jPSL% 30	PSL 35	PSL% 35	PSL 36	PSL% 36	PSL 45	PSL% 45
0000	0	0	0	0	0	0	0	0	0	0	0	0	0	0	-	0	0	0.0	0	0.0	0	0.0	0	0.0
0015	0	0	0	0	0	0	0	0	0	0	0	0	0	0	-	0	0	0.0	0	0.0	0	0.0	0	0.0
0030	0	0	0	0	0	0	0	0	0	0	0	0	0	0	-	0	0	0.0	0	0.0	0	0.0	0	0.0
0045	0	0	0	0	0	0	0	0	0	0	0	0	0	0	-	0	0	0.0	0	0.0	0	0.0	0	0.0
0100	0	0	0	0	0	0	0	0	0	0	0	0	0	0	-	0	0	0.0	0	0.0	0	0.0	0	0.0
0115	0	0	0	0	0	0	0	0	0	0	0	0	0	0	-	0	0	0.0	0	0.0	0	0.0	0	0.0
0130	0	0	1	0	0	0	0	0	0	0	0	0	0	0	-	0	0	0.0	0	0.0	0	0.0	0	0.0
0145	0	0	0	0	0	0	0	0	0	0	0	0	0	0	-	0	0	0.0	0	0.0	0	0.0	0	0.0
0200	0	0	0	0	0	0	0	0	0	0	0	0	0	0	-	0	0	0.0	0	0.0	0	0.0	0	0.0
0215	0	0	0	0	0	0	0	0	0	0	0	0	0	0	-	0	0	0.0	0	0.0	0	0.0	0	0.0
0230	0	0	0	0	0	0	0	0	0	0	0	0	0	0	-	0	0	0.0	0	0.0	0	0.0	0	0.0
0245	0	0	0	0	0	0	0	0	0	0	0	0	0	0	-	0	0	0.0	0	0.0	0	0.0	0	0.0
0300	0	0	0	0	0	0	0	0	0	0	0	0	0	0	-	0	0	0.0	0	0.0	0	0.0	0	0.0
0315	0	0	0	0	0	0	0	0	0	0	0	0	0	0	-	0	0	0.0	0	0.0	0	0.0	0	0.0
0330	0	0	0	0	0	0	0	0	0	0	0	0	0	0	-	0	0	0.0	0	0.0	0	0.0	0	0.0
0345	0	0	0	0	0	0	0	0	0	0	0	0	0	0	-	0	0	0.0	0	0.0	0	0.0	0	0.0
0400	0	0	0	0	0	0	0	0	0	0	0	0	0	0	-	0	0	0.0	0	0.0	0	0.0	0	0.0
0415	0	0	1	0	0	0	0	0	0	0	0	0	0	0	-	0	0	0.0	0	0.0	0	0.0	0	0.0
0430	0	0	0	0	0	0	0	0	0	0	0	0	0	0	-	0	0	0.0	0	0.0	0	0.0	0	0.0
0445	0	0	0	0	0	0	0	0	0	0	0	0	0	0	-	0	0	0.0	0	0.0	0	0.0	0	0.0
0500	0	0	0	0	0	0	0	0	0	0	0	0	0	0	-	0	0	0.0	0	0.0	0	0.0	0	0.0
0515	0	0	0	0	0	0	0	0	0	0	0	0	0	0	-	0	0	0.0	0	0.0	0	0.0	0	0.0
0530	0	0	0	0	0	0	0	0	0	0	0	0	0	0	-	0	0	0.0	0	0.0	0	0.0	0	0.0
0545	0	0	0	0	0	0	0	0	0	0	0	0	0	0	-	0	0	0.0	0	0.0	0	0.0	0	0.0
0600	0	0	0	0	0	0	0	0	0	0	0	0	0	0	-	0	0	0.0	0	0.0	0	0.0	0	0.0
0615	0	0	0	0	0	0	0	0	0	0	0	0	0	0	-	0	0	0.0	0	0.0	0	0.0	0	0.0
0630	0	0	0	0	0	0	0	0	0	0	0	0	0	0	-	0	0	0.0	0	0.0	0	0.0	0	0.0
0645	0	0	1	0	0	0	0	0	0	0	0	0	0	0	15.0	0	0	0.0	0	0.0	0	0.0	0	0.0
0700	0	0	0	0	0	0	0	0	0	0	0	0	0	0	13.6	0	0	0.0	0	0.0	0	0.0	0	0.0
0715	0	0	0	0	0	0	0	0	0	0	0	0	0	0	-	0	0	0.0	0	0.0	0	0.0	0	0.0
0730	0	0	1	0	0	0	0	0	0	0	0	0	0	0	10.5	0	0	0.0	0	0.0	0	0.0	0	0.0
0745	0	0	0	0	0	0	0	0	0	0	0	0	0	0	-	0	0	0.0	0	0.0	0	0.0	0	0.0
0800	0	0	1	0	0	0	0	0	0	0	0	0	0	0	11.7	0	0	0.0	0	0.0	0	0.0	0	0.0
0815	0	0	2	0	0	0	0	0	0	0	0	0	0	0	11.2	0	0	0.0	0	0.0	0	0.0	0	0.0
0830	0	0	1	0	0	0	0	0	0	0	0	0	0	0	11.2	0	0	0.0	0	0.0	0	0.0	0	0.0
0845	0	0	2	0	0	0	0	0	0	0	0	0	0	0	11.8	0	0	0.0	0	0.0	0	0.0	0	0.0
0900	0	0	0	0	0	0	0	0	0	0	0	0	0	0	15.1	0	0	0.0	0	0.0	0	0.0	0	0.0
0915	0	0	1	0	0	0	0	0	0	0	0	0	0	0	10.4	0	0	0.0	0	0.0	0	0.0	0	0.0
0930	0	0	2	0	0	0	0	0	0	0	0	0	0	0	13.9	0	0	0.0	0	0.0	0	0.0	0	0.0
0945	0	0	1	0	0	0	0	0	0	0	0	0	0	0	13.2	0	0	0.0	0	0.0	0	0.0	0	0.0
1000	0	0	3	0	0	0	0	0	0	0	0	0	0	0	12.2	0	0	0.0	0	0.0	0	0.0	0	0.0
1015	0	1	1	0	0	0	0	0	0	0	0	0	0	0	10.4	0	0	0.0	0	0.0	0	0.0	0	0.0
1030	0	2	3	0	0	0	0	0	0	0	0	0	0	0	10.1	0	0	0.0	0	0.0	0	0.0	0	0.0
1045	0	1	1	0	0	0	0	0	0	0	0	0	0	0	11.9	0	0	0.0	0	0.0	0	0.0	0	0.0
1100	0	2	3	0	0	0	0	0	0	0	0	0	0	0	10.1	0	0	0.0	0	0.0	0	0.0	0	0.0
1115	0	4	2	0	0	0	0	0	0	0	0	0	0	0	7.6	0	0	0.0	0	0.0	0	0.0	0	0.0
1130	0	0	3	0	0	0	0	0	0	0	0	0	0	0	10.8	0	0	0.0	0	0.0	0	0.0	0	0.0
1145	0	1	0	0	0	0	0	0	0	0	0	0	0	0	11.0	0	0	0.0	0	0.0	0	0.0	0	0.0
1200	0	2	1	0	0	0	0	0	0	0	0	0	0	0	11.9	0	0	0.0	0	0.0	0	0.0	0	0.0
1215	0	1	0	0	0	0	0	0	0	0	0	0	0	0	12.7	0	0	0.0	0	0.0	0	0.0	0	0.0
1230	0	3	1	0	0	0	0	0	0	0	0	0	0	0	11.3	0	0	0.0	0	0.0	0	0.0	0	0.0
1245	0	1	0	0	0	0	0	0	0	0	0	0	0	0	10.1	0	0	0.0	0	0.0	0	0.0	0	0.0
1300	0	3	0	0	0	0	0	0	0	0	0	0	0	0	10.4	0	0	0.0	0	0.0	0	0.0	0	0.0
1315	0	3	0	0	0	0	0	0	0	0	0	0	0	0	11.3	0	0	0.0	0	0.0	0	0.0	0	0.0
1330	0	1	0	0	0	0	0	0	0	0	0	0	0	0	14.1	0	0	0.0	0	0.0	0	0.0	0	0.0
1345	0	3	5	0	0	0	0	0	0	0	0	0	0	0	12.3	0	0	0.0	0	0.0	0	0.0	0	0.0
1400	0	1	1	0	0	0	0	0	0	0	0	0	0	0	12.1	0	0	0.0	0	0.0	0	0.0	0	0.0
1415	0	2	1	0	0	0	0	0	0	0	0	0	0	0	13.9	0	0	0.0	0	0.0	0	0.0	0	0.0
1430	0	1	2	0	0	0	0	0	0	0	0	0	0	0	11.7	0	0	0.0	0	0.0	0	0.0	0	0.0
1445	0	1	1	0	0	0	0	0	0	0	0	0	0	0	11.0	0	0	0.0	0	0.0	0	0.0	0	0.0
1500	0	0	0	0	0	0	0	0	0	0	0	0	0	0	-	0	0	0.0	0	0.0	0	0.0	0	0.0
1515	0	3	3	0	0	0	0	0	0	0	0	0	0	0	10.9	0	0	0.0	0	0.0	0	0.0	0	0.0
1530	0	0	0	0	0	0	0	0	0	0	0	0	0	0	-	0	0	0.0	0	0.0	0	0.0	0	0.0
1545	0	1	1	0	0	0	0	0	0	0	0	0	0	0	12.7	0	0	0.0	0	0.0	0	0.0	0	0.0
1600	0	1	1	0	0	0	0	0	0	0	0	0	0	0	10.3	0	0	0.0	0	0.0	0	0.0	0	0.0
1615	0	0	0	0	0	0	0	0	0	0	0	0	0	0	-	0	0	0.0	0	0.0	0	0.0	0	0.0
1630	0	1	1	0	0	0	0	0	0	0	0	0	0	0	10.2	0	0	0.0	0	0.0	0	0.0	0	0.0
1645	0	1	1	0	0	0	0	0	0	0	0	0	0	0	10.9	0	0	0.0	0	0.0	0	0.0	0	0.0
1700	0	0	0	0	0	0	0	0	0	0	0	0	0	0	11.5	0	0	0.0	0	0.0	0	0.0	0	0.0
1715	0	1	1	0	0	0	0	0	0	0	0	0	0	0	9.4	0	0	0.0	0	0.0	0	0.0	0	0.0
1730	0	2	0	0	0	0	0	0	0	0	0	0	0	0	12.2	0	0	0.0	0	0.0	0	0.0	0	0.0
1745	0	4	0	0	0	0	0	0	0	0	0	0	0	0	11.0	0	0	0.0	0	0.0	0	0.0	0	0.0
1800	0	0	0	0	0	0	0	0	0	0	0	0	0	0	-	0	0	0.0	0	0.0	0	0.0	0	0.0
1815	0	2	0	0	0	0	0	0	0	0	0	0	0	0	13.0	0	0	0.0	0	0.0	0	0.0	0	0.0
1830	0	0	0	0	0	0	0	0	0	0	0	0	0	0	-	0	0	0.0	0	0.0	0	0.0	0	0.0
1845	0	4	0	0	0	0	0	0	0	0	0	0	0	0	11.8	0	0	0.0	0	0.0	0	0.0	0	0.0
1900	0	2	0	0	0	0	0	0	0	0	0	0	0	0	13.1	0	0	0.0	0	0.0	0	0.0	0	0.0
1915	0	0	0	0	0	0	0	0	0	0	0	0	0	0	-	0	0	0.0	0	0.0	0	0.0	0	0.0
1930	0	1	0	0	0	0	0	0	0	0	0	0	0	0	8.1	0	0	0.0	0	0.0	0	0.0	0	0.0
1945	0	2	0	0	0	0	0	0	0	0	0	0	0	0	11.4	0	0	0.0	0	0.0	0	0.0	0	0.0
2000	0	0	0	0	0	0	0	0	0	0	0	0	0	0	8.7	0	0	0.0	0	0.0	0	0.0	0	0.0
2015	0	0	0	0	0	0	0	0	0	0	0	0	0	0	-	0	0	0.0	0	0.0	0	0.0	0	0.0
2030	0	0	0	0	0	0	0	0	0	0	0	0	0	0	-	0	0	0.0	0	0.0	0	0.0	0	0.0
2045	0	0	0	0	0	0	0	0	0	0	0	0	0	0	-	0	0	0.0	0	0.0	0	0.0	0	0.0
2100	0	0	0	0	0	0	0	0	0	0	0	0	0	0	7.4	0	0	0.0	0	0.0	0	0.0	0	0.0
2115	0	1	0	0	0	0	0	0	0	0	0	0	0	0	-	0	0	0.0	0	0.0	0	0.0	0	0.0
2130	0	0	0	0	0	0	0	0	0	0	0	0	0	0	-	0	0	0.0	0	0.0	0	0.0	0	0.0
2145	0	0	0	0	0	0	0	0	0	0	0	0	0	0	-	0	0	0.0	0	0.0	0	0.0	0	0.0
2200	0	1	0	0	0	0	0	0	0	0	0	0	0	0	9.9	0	0	0.0	0	0.0	0	0.0	0	0.0
2215	0	0	0	0	0	0	0	0	0	0	0	0	0	0	-	0	0	0.0	0	0.0	0	0.0	0	0.0
2230	0	0	0	0	0	0	0	0	0	0	0	0	0	0	9.4	0	0	0.0	0	0.0	0	0.0	0	0.0
2245	0	0	0	0	0	0	0	0	0	0	0	0

PROJECT 35202 Ashford, Kent
SITE 35202-006
LOCATION HIGHWOOD DRIVE
DIRECTION **WESTBOUND →**
PSL 30mph

DIR 2

Mon 08 May
DAY 7

Time	Total	Cls 1	Cls 2	Cls 3	Cls 4	Cls 5	Cls 6	Fxd 1	Time	Vbin 0	Vbin 10	Vbin 15	Vbin 20	Vbin 25	Vbin 30	Vbin 35	Vbin 40	Vbin 45	Vbin 50	Vbin 60	Vbin 70	Vbin 80	Vbin 90	Vbin 100	Mean	V85	jPSL 30	jPSL% 30	ACPO 35	ACPO% 35	DfT 45	DfT% 45
0000	0	0	0	0	0	0	0	0000	0000	0	0	0	0	0	0	0	0	0	0	0	0	0	0	0	-	0	0	0.0	0	0.0	0	0.0
0015	0	0	0	0	0	0	0	0015	0015	0	0	0	0	0	0	0	0	0	0	0	0	0	0	0	-	0	0	0.0	0	0.0	0	0.0
0030	0	0	0	0	0	0	0	0030	0030	0	0	0	0	0	0	0	0	0	0	0	0	0	0	0	-	0	0	0.0	0	0.0	0	0.0
0045	0	0	0	0	0	0	0	0045	0045	0	0	0	0	0	0	0	0	0	0	0	0	0	0	0	-	0	0	0.0	0	0.0	0	0.0
0100	0	0	0	0	0	0	0	0100	0100	0	0	0	0	0	0	0	0	0	0	0	0	0	0	0	-	0	0	0.0	0	0.0	0	0.0
0115	0	0	0	0	0	0	0	0115	0115	0	0	0	0	0	0	0	0	0	0	0	0	0	0	0	-	0	0	0.0	0	0.0	0	0.0
0130	0	0	0	0	0	0	0	0130	0130	0	0	0	0	0	0	0	0	0	0	0	0	0	0	0	-	0	0	0.0	0	0.0	0	0.0
0145	0	0	0	0	0	0	0	0145	0145	0	0	0	0	0	0	0	0	0	0	0	0	0	0	0	-	0	0	0.0	0	0.0	0	0.0
0200	0	0	0	0	0	0	0	0200	0200	0	0	0	0	0	0	0	0	0	0	0	0	0	0	0	-	0	0	0.0	0	0.0	0	0.0
0215	0	0	0	0	0	0	0	0215	0215	0	0	0	0	0	0	0	0	0	0	0	0	0	0	0	-	0	0	0.0	0	0.0	0	0.0
0230	0	0	0	0	0	0	0	0230	0230	0	0	0	0	0	0	0	0	0	0	0	0	0	0	0	-	0	0	0.0	0	0.0	0	0.0
0245	0	0	0	0	0	0	0	0245	0245	0	0	0	0	0	0	0	0	0	0	0	0	0	0	0	-	0	0	0.0	0	0.0	0	0.0
0300	0	0	0	0	0	0	0	0300	0300	0	0	0	0	0	0	0	0	0	0	0	0	0	0	0	-	0	0	0.0	0	0.0	0	0.0
0315	0	0	0	0	0	0	0	0315	0315	0	0	0	0	0	0	0	0	0	0	0	0	0	0	0	-	0	0	0.0	0	0.0	0	0.0
0330	0	0	0	0	0	0	0	0330	0330	0	0	0	0	0	0	0	0	0	0	0	0	0	0	0	-	0	0	0.0	0	0.0	0	0.0
0345	0	0	0	0	0	0	0	0345	0345	0	0	0	0	0	0	0	0	0	0	0	0	0	0	0	-	0	0	0.0	0	0.0	0	0.0
0400	0	0	0	0	0	0	0	0400	0400	0	0	0	0	0	0	0	0	0	0	0	0	0	0	0	-	0	0	0.0	0	0.0	0	0.0
0415	0	0	0	0	0	0	0	0415	0415	0	0	0	0	0	0	0	0	0	0	0	0	0	0	0	-	0	0	0.0	0	0.0	0	0.0
0430	1	0	1	0	0	0	0	0430	0430	1	1	0	0	0	0	0	0	0	0	0	0	0	0	0	-	0	0	0.0	0	0.0	0	0.0
0445	0	0	0	1	0	0	0	0445	0445	0	0	0	0	0	0	0	0	0	0	0	0	0	0	0	-	0	0	0.0	0	0.0	0	0.0
0500	0	0	0	0	0	0	0	0500	0500	0	0	0	0	0	0	0	0	0	0	0	0	0	0	0	-	0	0	0.0	0	0.0	0	0.0
0515	1	0	1	0	0	0	0	0515	0515	1	1	0	0	0	0	0	0	0	0	0	0	0	0	0	-	0	0	0.0	0	0.0	0	0.0
0530	0	0	0	0	0	0	0	0530	0530	0	0	0	0	0	0	0	0	0	0	0	0	0	0	0	-	0	0	0.0	0	0.0	0	0.0
0545	0	0	0	0	0	0	0	0545	0545	0	0	0	0	0	0	0	0	0	0	0	0	0	0	0	-	0	0	0.0	0	0.0	0	0.0
0600	0	0	0	0	0	0	0	0600	0600	0	0	0	0	0	0	0	0	0	0	0	0	0	0	0	-	0	0	0.0	0	0.0	0	0.0
0615	0	0	0	0	0	0	0	0615	0615	0	0	0	0	0	0	0	0	0	0	0	0	0	0	0	-	0	0	0.0	0	0.0	0	0.0
0630	1	0	1	0	0	0	0	0630	0630	1	1	0	0	0	0	0	0	0	0	0	0	0	0	0	-	0	0	0.0	0	0.0	0	0.0
0645	0	0	0	0	0	0	0	0645	0645	0	0	0	0	0	0	0	0	0	0	0	0	0	0	0	-	0	0	0.0	0	0.0	0	0.0
0700	0	0	0	0	0	0	0	0700	0700	0	0	0	0	0	0	0	0	0	0	0	0	0	0	0	-	0	0	0.0	0	0.0	0	0.0
0715	2	0	2	0	0	0	0	0715	0715	2	2	0	0	0	0	0	0	0	0	0	0	0	0	0	-	0	0	0.0	0	0.0	0	0.0
0730	2	0	2	0	0	0	0	0730	0730	2	2	0	0	0	0	0	0	0	0	0	0	0	0	0	-	0	0	0.0	0	0.0	0	0.0
0745	0	0	0	1	0	0	0	0745	0745	0	0	0	0	0	0	0	0	0	0	0	0	0	0	0	-	0	0	0.0	0	0.0	0	0.0
0800	0	0	0	0	0	0	0	0800	0800	0	0	0	0	0	0	0	0	0	0	0	0	0	0	0	-	0	0	0.0	0	0.0	0	0.0
0815	0	0	0	0	0	0	0	0815	0815	0	0	0	0	0	0	0	0	0	0	0	0	0	0	0	-	0	0	0.0	0	0.0	0	0.0
0830	0	0	0	0	0	0	0	0830	0830	0	0	0	0	0	0	0	0	0	0	0	0	0	0	0	-	0	0	0.0	0	0.0	0	0.0
0845	3	0	2	0	1	0	0	0845	0845	2	2	0	0	0	0	0	0	0	0	0	0	0	0	0	-	0	0	0.0	0	0.0	0	0.0
0900	2	0	2	0	0	0	0	0900	0900	1	1	0	0	0	0	0	0	0	0	0	0	0	0	0	-	0	0	0.0	0	0.0	0	0.0
0915	0	0	0	0	0	0	0	0915	0915	0	0	0	0	0	0	0	0	0	0	0	0	0	0	0	-	0	0	0.0	0	0.0	0	0.0
0930	1	0	1	0	0	0	0	0930	0930	1	1	0	0	0	0	0	0	0	0	0	0	0	0	0	-	0	0	0.0	0	0.0	0	0.0
0945	2	0	1	1	0	0	0	0945	0945	2	2	0	0	0	0	0	0	0	0	0	0	0	0	0	-	0	0	0.0	0	0.0	0	0.0
1000	2	0	2	0	0	0	0	1000	1000	1	1	0	0	0	0	0	0	0	0	0	0	0	0	0	-	0	0	0.0	0	0.0	0	0.0
1015	2	0	2	0	0	0	0	1015	1015	2	2	0	0	0	0	0	0	0	0	0	0	0	0	0	-	0	0	0.0	0	0.0	0	0.0
1030	2	0	2	0	0	0	0	1030	1030	3	3	0	0	0	0	0	0	0	0	0	0	0	0	0	-	0	0	0.0	0	0.0	0	0.0
1045	6	0	5	1	0	0	0	1045	1045	2	1	0	0	0	0	0	0	0	0	0	0	0	0	0	-	0	0	0.0	0	0.0	0	0.0
1100	3	0	3	0	0	0	0	1100	1100	1	1	0	0	0	0	0	0	0	0	0	0	0	0	0	-	0	0	0.0	0	0.0	0	0.0
1115	3	0	3	0	0	0	0	1115	1115	2	2	0	0	0	0	0	0	0	0	0	0	0	0	0	-	0	0	0.0	0	0.0	0	0.0
1130	3	0	3	0	0	0	0	1130	1130	0	0	0	0	0	0	0	0	0	0	0	0	0	0	0	-	0	0	0.0	0	0.0	0	0.0
1145	2	0	1	1	0	0	0	1145	1145	3	3	0	0	0	0	0	0	0	0	0	0	0	0	0	-	0	0	0.0	0	0.0	0	0.0
1200	2	0	1	1	0	0	0	1200	1200	1	1	0	0	0	0	0	0	0	0	0	0	0	0	0	-	0	0	0.0	0	0.0	0	0.0
1215	1	0	1	0	0	0	0	1215	1215	1	1	0	0	0	0	0	0	0	0	0	0	0	0	0	-	0	0	0.0	0	0.0	0	0.0
1230	2	0	2	0	0	0	0	1230	1230	2	2	0	0	0	0	0	0	0	0	0	0	0	0	0	-	0	0	0.0	0	0.0	0	0.0
1245	2	0	2	0	0	0	0	1245	1245	3	2	0	0	0	0	0	0	0	0	0	0	0	0	0	-	0	0	0.0	0	0.0	0	0.0
1300	4	0	3	1	0	0	0	1300	1300	1	1	0	0	0	0	0	0	0	0	0	0	0	0	0	-	0	0	0.0	0	0.0	0	0.0
1315	2	0	2	0	0	0	0	1315	1315	1	1	0	0	0	0	0	0	0	0	0	0	0	0	0	-	0	0	0.0	0	0.0	0	0.0
1330	1	0	1	0	0	0	0	1330	1330	1	1	0	0	0	0	0	0	0	0	0	0	0	0	0	-	0	0	0.0	0	0.0	0	0.0
1345	1	0	1	0	0	0	0	1345	1345	1	1	0	0	0	0	0	0	0	0	0	0	0	0	0	-	0	0	0.0	0	0.0	0	0.0
1400	1	0	1	0	0	0	0	1400	1400	0	0	0	0	0	0	0	0	0	0	0	0	0	0	0	-	0	0	0.0	0	0.0	0	0.0
1415	2	0	2	0	0	0	0	1415	1415	1	1	0	0	0	0	0	0	0	0	0	0	0	0	0	-	0	0	0.0	0	0.0	0	0.0
1430	4	0	3	2	0	0	0	1430	1430	2	2	0	0	0	0	0	0	0	0	0	0	0	0	0	-	0	0	0.0	0	0.0	0	0.0
1445	4	0	3	1	0	0	0	1445	1445	2	2	0	0	0	0	0	0	0	0	0	0	0	0	0	-	0	0	0.0	0	0.0	0	0.0
1500	0	0	0	0	0	0	0	1500	1500	0	0	0	0	0	0	0	0	0	0	0	0	0	0	0	-	0	0	0.0	0	0.0	0	0.0
1515	0	0	0	0	0	0	0	1515	1515	0	0	0	0	0	0	0	0	0	0	0	0	0	0	0	-	0	0	0.0	0	0.0	0	0.0
1530	2	0	1	1	0	0	0	1530	1530	2	2	0	0	0	0	0	0	0	0	0	0	0	0	0	-	0	0	0.0	0	0.0	0	0.0
1545	1	0	1	0	0	0	0	1545	1545	1	1	0	0	0	0	0	0	0	0	0	0	0	0	0	-	0	0	0.0	0	0.0	0	0.0
1600	2	0	1	1	0	0	0	1600	1600	1	1	0	0	0	0	0	0	0	0	0	0	0	0	0	-	0	0	0.0	0	0.0	0	0.0
1615	2	0	2	0	0	0	0	1615	1615	1	1	0	0	0	0	0	0	0	0	0	0	0	0	0	-	0	0	0.0	0	0.0	0	0.0
1630	1	0	1	0	0	0	0	1630	1630	0	0	0	0	0	0	0	0	0	0	0	0	0	0	0	-	0	0	0.0	0	0.0	0	0.0
1645	2	0	2	0	0	0	0	1645	1645	1	1	0	0	0	0	0	0	0	0	0	0	0	0	0	-	0	0	0.0	0	0.0	0	0.0
1700	3	0	3	0	0	0	0	1700	1700	3	2	0	0	0	0	0	0	0	0	0	0	0	0	0	-	0	0	0.0	0	0.0	0	0.0
1715	5	0	5	0	0	0	0	1715	1715	2	2	0	0	0	0	0	0	0	0	0	0	0	0	0	-	0	0	0.0	0	0.0	0	0.0
1730	1	0	0	1	0	0	0	1730	1730	1	0	0	0	0	0	0	0	0	0	0	0	0	0	0	-	0	0	0.0	0	0.0	0	0.0
1745	1	0	1	0	0	0	0	1745	1745	1	1	0	0	0	0	0	0	0	0	0	0	0	0	0	-	0	0	0.0	0	0.0	0	0.0
1800	2	0	0	2	0	0	0	1800	1800	1	1	0	0	0	0	0	0	0	0	0	0	0	0	0	-	0	0	0.0	0	0.0	0	0.0
1815	6	0	6	0	0	0	0	1815	1815	5	1	0	0	0	0	0	0	0	0	0	0	0	0	0	-	0	0	0.0	0	0.0	0	0.0
1830	2	0	1	1	0	0	0	1830	1830	1	1	0	0	0	0	0	0	0	0	0	0	0	0	0	-	0	0	0.0	0	0.0	0	0.0
1845	0	0	0	0	0	0	0	1845	1845	0	0	0	0	0	0	0	0	0	0	0	0	0	0	0	-	0	0	0.0	0	0.0	0	0.0
1900	2	0	1	1	0	0	0	1900	1900	2	0	0	0	0	0	0	0	0	0	0	0	0	0	0	-	0	0	0.0	0	0.0	0	0.0
1915	0	0	0	0	0	0	0	1915	1915	0	0	0	0	0	0	0	0	0	0	0	0	0	0	0	-	0	0	0.0	0	0.0	0	0.0
1930	1	0	1	0	0	0	0	1930	1930	1	0	0	0	0	0	0	0	0	0	0	0	0	0	0	-	0	0	0.0	0	0.0	0	0.0
1945	0	0	0	0	0	0	0	1945	1945	0	0	0	0	0	0	0	0	0	0	0	0	0	0	0	-	0	0	0.0	0	0.0	0	0.0
2000	1	0	1	0	0	0	0	2000	2000	0	0	0	0	0	0	0	0	0	0	0	0	0	0	0	-	0	0	0.0	0	0.0	0	0.0
2015	0	0	0	0	0	0	0	2015	2015	0	0	0	0	0	0	0	0	0	0	0	0	0	0	0	-	0	0	0.0	0	0.0	0	0.0
2030	1	0	1	0	0	0	0	2030	2030	1	0	0	0	0	0	0	0	0	0	0	0	0	0	0	-	0	0	0.0	0	0.0	0	0.0
2045	0	0	0	0	0	0	0	2045	2045	0	0	0	0	0	0	0	0	0	0	0	0	0	0	0	-	0	0	0.0	0	0.0	0	0.0
2100	0	0	0	0	0	0	0	2100	2100	0	0	0	0	0	0	0	0	0	0	0	0	0	0	0	-	0	0	0.0	0	0.0	0	0.0
2115	0	0	0	0	0	0	0	2115	2115	0	0	0	0	0	0	0	0	0	0	0	0	0	0	0	-	0	0	0.0	0	0.0	0	0.0
2130	0	0	0	0	0	0	0	2130	2130	0	0	0	0	0	0	0	0	0	0	0	0	0	0	0	-	0	0	0.0	0	0.0	0	0.0
2145	0	0	0	0	0	0	0	2145	2145	0	0	0	0	0	0	0	0	0	0	0	0	0	0	0	-	0	0	0.0	0	0.0	0	0.0
2200	0	0	0	0	0	0	0	2200	2200	0	0	0	0	0	0	0	0	0	0	0	0	0	0	0	-	0	0	0.0	0	0.0	0	0.0
2215	1	0	1	0	0	0	0	2215	2215	1	0	0	0	0	0	0	0	0	0	0	0	0	0	0	-	0	0	0.0	0	0.0	0	0.0
2230	0	0	0	0	0	0	0	2230	2230	0	0	0	0	0	0	0	0	0	0	0	0	0	0	0	-	0	0	0.0	0	0.0	0	0.0
2245	0	0	0	0	0	0	0	2245	2245	0	0	0	0	0	0	0	0	0	0	0	0	0	0	0	-	0	0	0.0	0	0.0	0	0.0
2300	0	0	0	0	0	0	0	2300	2300	0	0	0	0	0	0	0	0	0	0	0	0	0	0	0	-	0	0	0.0	0	0.0	0	0.0
2315	1	0	0	1	0	0	0	2315	2315	1	0	0	0	0	0	0	0	0	0	0	0	0	0	0	-	0	0	0.0	0	0.0	0	0.0
2330	0	0	0	0	0	0	0	2330	2330	0	0	0	0	0	0	0	0	0	0	0	0	0	0	0	-	0	0	0.0	0	0.0	0	0.0
2345	0	0	0	0	0	0	0	2345	2345	0	0	0	0	0	0	0	0	0	0	0	0	0	0	0	-	0	0	0.0	0	0.0	0	0.0
07-19	89	0	74	14	1	0	0	07-19	07-19	34	52	3	0	0	0	0	0	0	0	0	0	0	0	0	11.0	13.0	0	0.0	0	0.0	0	0.0
06-22	95	0	78	16	1	0	0	06-22	06-22	35	57	3	0	0	0	0	0	0	0	0	0	0	0	0	10.9	13.0	0	0.0	0	0.0	0	0.0
06-00	97	0	79	17	1	0	0	06-00	06-00	35	59	3	0	0	0	0	0	0	0	0	0	0	0	0	10.9	13.0	0	0.0	0	0.0	0	0.0
00-00	99	0	80	18	1	0	0	00-00	00-00	37	59	3	0	0	0	0	0	0	0	0	0	0	0	0	10.9	13.0	0	0.0	0	0.0	0	0.0

	DIR 2
ALL VEHICLES	TOTAL
Mcycles	CLASS 1
Cars, taxis, 4WD	CLASS 2
LGV	CLASS 3
OGV1	CLASS 4
OGV2	CLASS 5
PSV	CLASS 6
	TIME
0 - 10 mph	0-10mph
10 - 15 mph	10-15mph
15 - 20 mph	15-20mph
20 - 25 mph	20-25mph
25 - 30 mph	25-30mph
30 - 35 mph	30-35mph
35 - 40 mph	35-40mph
40 - 45 mph	40-45mph
45 - 50 mph	45-50mph
50 - 60 mph	50-60mph
60 - 70 mph	60-70mph
70 - 80 mph	70-80mph
80 - 90 mph	80-90mph
90 - 100 mph	90mph+
AVG SPD	AVG SPD
85%ile	85%ile
> 30mph	PSL SPEEDING
% > 30mph	PSL% SPEEDING
	ACPO SPEEDING
	ACPO% SPEEDING
	DfT SPEEDING
	DfT% SPEEDING

Appendix D - Appeal reference APP/W1715/W/20/3255559

The Planning Inspectorate

Appeal Decision

Inquiry held on 10-13 and 16 November 2020

Site visit made on 17 November 2020

by Tom Gilbert-Wooldridge BA (Hons) MTP MRTPI IHBC

an Inspector appointed by the Secretary of State

Decision date: 15th January 2021

Appeal Ref: APP/W1715/W/20/3255559
GE Aviation, Kings Avenue, Hamble-le-Rice SO31 4NF

- The appeal is made under section 78 of the Town and Country Planning Act 1990 against a refusal to grant outline planning permission.
- The appeal is made by GE Aviation against the decision of Eastleigh Borough Council.
- The application Ref O/18/84191, dated 26 October 2018, was refused by notice dated 16 January 2020.
- The development proposed is described on the application form as "outline consent, with all matters reserved except means of access, for the relocation of cricket pitch off-site and improvements to existing bowls and football facilities on site to enable the erection of up to 148 residential dwellings (Use Class C3) with new vehicular access, car parking, work to highways, landscaping, and other associated works. The application also seeks the demolition of non-original extensions to Sydney Lodge and redundant factory buildings".

Decision

1. The appeal is dismissed.

Procedural Matters

2. The ownership of the appeal site changed in January 2020 from GE Aviation to Aernnova. However, as the appellant has to be the same person or company who made the planning application, the appellant has remained GE Aviation.

3. A completed and executed Section 106 (S106) agreement was submitted after the inquiry closed. Given my overall decision, it has not been necessary for me to assess the entire agreement in detail. However, I have referred to relevant sections where applicable in specific main issues and the planning balance.

Main Issues

4. There were 6 reasons for refusal attached to the decision notice. With the submission of the S106 agreement, the Council confirmed that the sixth reason for refusal relating to infrastructure would fall away. The fifth reason for refusal related to the Solent and Southampton Water Special Protection Area (SPA) only. However, during the appeal process, Natural England identified potential impacts on the New Forest SPA too. As a consequence, it was necessary to also address this SPA at the inquiry. Although not a reason for refusal or a main issue, my decision also addresses the effect of the development on the Grade II* listed building at Sydney Lodge.

5. Based on the above, the main issues are:
   i) whether the proposed development would be in an appropriate location having regard to the development plan and the effect on the character and appearance of the surrounding area;
   ii) whether the proposed development would provide safe and suitable access for all users;
   iii) the effect of the proposed development on traffic movements and highway safety;
   iv) the effect of the proposed development on the provision of sports facilities; and
   v) the effect of the proposed development on the Solent and Southampton Water SPA and the New Forest SPA.

Reasons

The appeal site and its surroundings

6. The appeal site forms part of the aviation factory campus. There are a number of site buildings associated with the campus ranging from modern utilitarian structures to the listed Sydney Lodge. A large staff car park is located in the site's north-west corner. Some factory buildings have already been demolished.

7. A large part of the site is currently used for various sporting and community purposes. There is a cricket pitch in the central area of the site which is used by Folland Cricket Club and also provides space for two football pitches. The Folland Sports and Social Club is located on the edge of the cricket pitch. Further to the east and adjoining Hamble Lane is a football pitch and stadium used by Folland Sports Football Club. To the south of the stadium is a bowling green and buildings used by Folland Bowling Club, car parking abutting Kings Avenue, and an area of green space at the junction of Kings Avenue and Hamble Lane that includes a replica of the Folland Gnat aeroplane.

8. The site adjoins the settlement of Hamble-le-Rice and is accessed via Kings Avenue off Hamble Lane. To the east and south are residential streets while to the south-west are a range of factory buildings that form part of the aviation campus. To the north-west is woodland and the Royal Victoria Country Park (RVCP). Public footpath 13 connecting Hamble Lane to the RVCP runs along the site's northern boundary with Mount Pleasant Recreation Ground to the north. The footpath also forms part of Route 2 of the National Cycle Network (NCN2) that continues west towards Southampton and south-east along Hamble Lane.

9. All of the Kings Avenue roadway lies within the site, including the pavement along its south side up to the front boundary of properties on this side of the road. The junction between Kings Avenue and Hamble Lane is also located within the site along with the roadway for Coronation Parade to the south and an island pavement east of the parade next to Hamble Lane. There is also a pavement on the west side of the parade beyond the site area. The buildings on the parade form part of a local shopping area while the eastern pavement provides a shared surface for pedestrians and cyclists and is part of NCN2.

Main Issue 1: The appropriateness of the location / character and appearance

10. The parties agree that the adopted Eastleigh Borough Local Plan Review 2001-2011 (LPR) is not out of date due to its age or the absence of a 5 year housing land supply (it is agreed that the supply stands at 5.6 years). There is also

consensus that the LPR is broadly consistent with the National Planning Policy Framework (NPPF). However, the parties disagree on the weight to be given to Policy 1.CO, 18.CO and 59.BE(i) in terms of their consistency with the NPPF. There is no disagreement over the weight to be given to any other LPR policies.

11. Policy 1.CO sets out that planning permission will not be granted for development in the countryside outside the urban edge unless one of a number of criteria apply. The supporting text notes that the countryside is important for a number of reasons including for its own sake, but is a diminishing resource.

12. A number of appeal decisions[1] were submitted on the weight to be given to this policy. Most of the submitted appeal decisions place significant, considerable or full weight to the policy based on its consistency with the NPPF. The most recent decision at Satchell Lane only gave limited weight as the Council had only achieved its 5 year housing land supply by permitting development in the countryside. The Inspector's reasoning was upheld by the High Court[2].

13. The policy lacks flexibility by limiting the type of development that can take place in the countryside and the Council has had to permit housing in this location previously. However, the policy has general consistency with NPPF paragraph 170(b) which recognises the intrinsic character and beauty of the countryside. NPPF paragraph 20(d) seeks local plan policies that conserve and enhance the natural environment including landscapes and green infrastructure. Moreover, the policy does not apply a blanket restriction on development in the countryside. Therefore, I consider that moderate rather than limited weight can be attributed to this policy and any conflict with it.

14. Policy 18.CO states that development which fails to respect, or has an adverse impact on, the intrinsic character of the landscape will be refused. While the NPPF seeks sympathetic developments that conserve landscapes (paragraphs 20(d), 127(c) and 170(a) for example), it does not advocate an outright rejection of schemes that harm landscapes. Therefore, the policy has inconsistencies with the NPPF. This means only moderate weight can be given to the policy and any conflict with it.

15. Policy 59.BE(i) requires development to take full and proper account of the site including the character and appearance of the locality and be appropriate in terms of adjoining buildings, spaces and views. It follows the general approach to good design as set out in the NPPF and provides greater flexibility in terms of its application. Thus, the policy is broadly consistent with the NPPF and so can be afforded substantial weight.

16. The emerging Eastleigh Borough Local Plan 2016-2036 (ELP) is currently at examination. ELP Policy S7 sets out a presumption against new development in the countryside unless it relates to specified criteria. The supporting text clarifies that the borough's countryside is not regarded as a rural area but has the characteristics of urban fringe where careful management is required to avoid urbanisation and the coalescence of settlements. Policy S1(ix) seeks to maintain local environmental quality while Policy DM1i(a) requires development to avoid an unacceptable impact on the character and appearance of the countryside amongst other things. There are also relevant policies relating to

[1] 3156702 (Mallards Road), 3153928 (Bubb Lane), 3173253-3178540 (The Mazels), 3194697 (Roll Call) and 3194846 (Satchell Lane)
[2] Eastleigh BC v SSHCLG and Ors [2019] EWHC 1862 (Admin)

water (DM10), nature conservation (DM11), transport (DM13), and recreation and open space facilities (DM34).

17. Consultation on main modifications to the ELP is expected to take place in early 2021. It would appear that most of the objections and the Inspector's concerns to date relate to the spatial strategy and the strategic growth option. The Inspector has indicated an early review of the ELP rather than a major overhaul of the plan's approach. It is anticipated that any modifications to any relevant ELP policies would be limited. Therefore, while full weight cannot be afforded to the ELP yet, the relevant policies carry reasonable weight for this appeal.

18. The appeal site straddles the urban edge boundary of Hamble-le-Rice which runs along the north side of Kings Avenue and along the eastern edge of the staff car park. The site is characterised by the industrial buildings and spaces associated with the aviation campus that lie within the boundary, and the open spaces and structures associated with the various sports facilities that lie beyond it. The latter constitutes around 55% of the total site area and is within the countryside as defined by the LPR. This designation would not change with the ELP. None of the criteria in either LPR Policy 1.CO or ELP Policy S7 are applicable to the proposal and so there would be conflict with both policies.

19. While NPPF paragraph 170(b) recognises the intrinsic character and beauty of the countryside, it does not say that building on undeveloped land will be intrinsically harmful. The Grange Road appeal decision[3] only referred to the extension of built development into ordinary farmland as intrinsically harmful. The impact on the countryside will depend on the site characteristics and surrounding context, which can vary considerably between each location.

20. The open spaces within the countryside part of the site are large, flat, and formal grass areas and sports pitches rather than fields or farmland. This part of the site is detached from the parkland landscape of the RVCP and is more closely related in character and appearance to the recreation ground landscape immediately to the north. In landscape terms it is quite ordinary but nevertheless performs the role of urban fringe.

21. From Hamble Lane and Kings Avenue, there are views across this part of the site which help to provide an open backdrop to the adjoining industrial buildings and residential properties albeit these views include fencing, lighting columns and various other sports-related structures. From Footpath 13, there are views across the sports pitches in gaps between planting, with industrial buildings and residential properties only partially visible beyond. However, these views are limited and contained by planting. Further north from the recreation ground, the site is difficult to see even in late autumn due to the density of planting on both sides of Footpath 13.

22. There would be built development across the cricket pitch which represents a significant amount of the total site area. As a result, there would be a reduction in the sense of openness within the countryside part of the site and an obvious change to its character at a site specific level. This would be most noticeable from Footpath 13 where the parties agree a major adverse effect is likely next to the cricket pitch in winter. Housing would be obvious from any gaps (including proposed new access points to the footpath) and even with additional planting there would be a loss of openness.

[3] 3005761

23. However, with an existing dense vegetated boundary either side of Footpath 13, which could be reinforced along the edge of the appeal site, a new urban edge boundary could be created to be as strong, clear and defensible as the existing Kings Avenue boundary. There would be little visual or landscape effect further to the west from the RVCP or to the north from the recreation ground due to the contained and detached nature of the countryside part of the site. The development would be set against the immediate backdrop of existing housing and factory buildings and would form a contained extension to the settlement. It would be possible to see housing in views from Kings Avenue and Hamble Lane, but this would be across retained open space and where planting would increase screening within ten years.

24. The loss of openness and green space would reduce the urban fringe qualities of this part of the countryside and result in an adverse effect on the character and appearance of the surrounding area. The effects would be more than minor as there would be notable changes along Footpath 13 in particular. However, with the contained and detached nature of the site and the ability to strengthen boundary screening, the adverse effects would not be significant but instead of a moderate nature.

25. Concluding on this main issue, the development would not be in an appropriate location having regard to the development plan and the effect on the character and appearance of the surrounding area. The harm would be mitigated by the limited and localised effect on landscape and visual character as well as the countryside but would still be of a moderate level. Thus, the development would conflict with LPR Policies 1.CO, 18.CO and 59BE(i), ELP Policies S1(ix), S7 and DM1i(a), and NPPF paragraph 170(b) as outlined above.

Main Issue 2: Access

26. Kings Avenue provides one of the two main access points into the aviation campus (the other being via Coach Road and Cliffe Avenue which is used for heavy goods vehicles). It also contains a number of properties on its south side. There is a significant level of on-street parking that results from various sources including the properties and the nearby shops on Coronation Parade. Lorries delivering to the food store on the parade frequently park on Kings Avenue which requires difficult vehicle manoeuvring for each visit.

27. The junction of Kings Avenue and Hamble Lane is wide and complicated by Coronation Parade which is a one-way road for motor vehicles that exits onto Kings Avenue close to the junction. Pedestrians and cyclists use both the western and eastern pavements to move along Hamble Lane past the parade. The former is around 2.1m wide at its narrowest while the latter is 4m. To the south of the parade is the junction with Coach Road.

28. The western and eastern pavements have crossing points at either end across Kings Avenue and Coach Road. For the eastern pavement, this allows a straight route for users including cyclists along NCN2 where it crosses the widest points of both side roads. In addition to this key desire line, it is common ground that pedestrians and cyclists also cross Kings Avenue from the western pavement either directly north-south or diagonally to make full use of the dropped kerbs. While NCN2 heads west to RVCP, off-road cycle routes continue north along Hamble Lane to the nearby primary school and the secondary school and train station beyond. Agreed survey data (October 2019) shows that around 75% of

pedestrians and 50% of cyclists do not use the eastern pavement when crossing Kings Avenue.

29. The development proposes wide ranging changes to the site access along Kings Avenue with the road itself moved northwards to provide a separate off-street parking area for the existing properties. The eastern pavement would be around half its current width and cyclists in particular would be discouraged from using it by grass-concrete surfacing. The western pavement would increase to around 3.5m as a shared route for cyclists and pedestrians. The crossing of Kings Avenue would be at a narrower point away from the junction while there would remain two crossings of Coach Road. There would be a dedicated loading bay for lorries within the parade.

30. Both parties referred to national design standards for cycle infrastructure in Local Transport Note 1/20 (LTN1/20). This document promotes segregation between pedestrians and cyclists on urban streets, along with coherent, direct and safe cycle routes that do not reduce the level of service for pedestrians. Widths of routes should take into account features such as adjoining walls.

31. The increase in journey times for pedestrians who currently use the eastern pavement only would be around 20 seconds which would make a minor difference even for short trips. The equivalent increase for cyclists would be a few seconds and so barely noticeable. However, in both cases the user would be required to take a less direct route in front of the shops. The increased pavement width of around 3.5m would allow cyclists to pass each other, but there would be pedestrians and car doors to negotiate on a section of pavement next to a low wall with people coming and going from the shopping parade. While it is difficult to insist on segregated space between pedestrians and cyclists given that none exists at present, the amount of space for both users would reduce in width from over 6m across the two pavements to around 3.5m along a single pavement.

32. Cyclists crossing Coach Road would also have to negotiate a 90 degree turn on a narrow section of pavement on the south side of that road. This would be particularly awkward for two-way traffic or cyclists with trailers and/or small children. The alternative option to the western pavement for cyclists would be to use Hamble Lane itself, which can be very busy at times. Some of the constraints of the Coach Road crossing could be addressed by the Section 278 process between the appellant and Hampshire County Council (HCC), such as moving the existing lamppost and widening the dropped kerb. However, I am not convinced from the evidence before me that the constraints could be satisfactorily resolved through this process or that the process would involve adequate public consultation.

33. Given that the existing eastern pavement provides a wide and direct route for cyclists along NCN2, the proposed changes would amount to a significant reduction in the quality and safety of the route along Hamble Lane. It would also create safety issues for pedestrians using the parade and passing along it. The likely increase in pedestrians and cyclists using the western pavement and the overall number of both would be limited based on agreed survey data. However, this should not justify a poorer experience particularly on what is being promoted as a national cycle route. Additionally, no data was collected relating to the number of cyclists who use the Coach Road crossing, thereby

making it difficult to ascertain the likely impact. Therefore, I afford considerable weight to the negative effects of this aspect of the development.

34. HCC has raised no concerns with the overall design, informed in part by a Stage 1 Road Safety Audit carried out on behalf of the appellant. The auditors retrospectively received materials relating to existing and proposed routes for cyclists and pedestrians, although they have confirmed they remain satisfied with the safety aspect. However, the audit does not address the impact of proposed changes in relation to the Coach Road crossing. Moreover, it only addresses the safety elements of the proposals, rather than the overall quality.

35. There are benefits associated with the changes to the site access. The new loading bay would ensure safer deliveries to the food store and a separate parking area for Kings Avenue residents should allow less obstructed movement along the road for all users. The pedestrian crossing from Folland Court to the parade would be improved by relocating parking spaces. However, it has not been demonstrated that these benefits are dependent on greatly reducing the usability of the eastern pavement. The benefits of widening the more heavily used western pavement would be negated by the reduction of the eastern pavement. A relocated crossing of Kings Avenue further west from the junction with Hamble Lane would benefit the majority of pedestrians but only around half of all cyclists. Therefore, the benefits of the changes would not be sufficient to outweigh the negative effects particularly in terms of cycling.

36. Concluding on this main issue, the development would not provide safe and suitable access for all users. Therefore, it would not accord with LPR Policies 59.BE(v) and 102.T, and ELP Policy DM13. These policies, amongst other things, seek satisfactory means of access with development requiring new or improved access permitted so long as it does not interfere with the safety, function and standard of service of the road network. The development would also conflict with NPPF paragraphs 91, 102 and 108(b) which encourage walking and cycling and seek safe and suitable access for all. LPR Policy 92.T as referenced in the Council's decision notice is not relevant to this main issue as it relates to Local Transport Plan proposals which are not applicable here.

Main Issue 3: Traffic movements and highway safety

37. Hamble Lane provides the principal route from Hamble-le-Rice to the wider road network including the M27 and roads into and out of Southampton. In addition to the appeal site and wider aviation campus, there are other factory and industrial sites in the Hamble area and new housing developments. Hamble Lane is subject to significant congestion at peak times, with a number of junctions experiencing capacity problems particularly nearer to the M27 from Portsmouth Road northwards. HCC has undertaken a study of the corridor and identified improvements to specific junctions as part of the Hamble Lane Improvement Scheme (HLIS).

38. Some areas of disagreement between the parties were resolved before evidence was heard at the inquiry, including the method of estimating background traffic growth, netting off of trips (based on the existing/vacant land uses within the site), and modelling of signalised junctions. However, differences remain on baseline data and modelling, the impact (severe or otherwise) of the development, and the sufficiency and likelihood of mitigation.

39. The baseline scenario set out in the Transport Assessment (TA) was established using observed traffic data from manual and automatic traffic counts (MTC and ATC). The former took place on the Thursday before the Early May Bank Holiday in 2017 and was used to work out junction movements and queue lengths. The proximity of a holiday period could suggest unrepresentative MTC data, while relying on a single day of MTC data could undermine modelling work for queue length calibrations. However, when compared to ATC data from the rest of that week and a week in mid-June and early October 2017, the data is broadly similar. Therefore, I find that the MTC data and the queue length calibrations and turning proportions are representative.

40. No junction modelling of Windhover Roundabout was included in the TA. The roundabout connects Hamble Lane to the M27 and is subject to a proposed Highways England improvement scheme due to significant congestion issues. Existing modelling has been carried out as part of that scheme. Based on the approach to netting off trips, the TA estimates the increase of traffic flows through the junction as a result of the development would be minimal. However, Table 3.5 in the appellant's transport rebuttal proof indicates an increase in flows similar to those at other junctions that are modelled in the TA. This casts doubt on the appellant's claim of minimal impact.

41. Isolated junction models were used in the TA rather than a microsimulation model that could assess the interaction of different junctions on a congested route. The appellant was not advised to produce a microsimulation model and such work can be costly. Moreover, HCC has its own microsimulation model to inform the HLIS. HCC has assessed the development against the HLIS and found the impacts to be acceptable. Therefore, while a microsimulation model could have been used, the appellant's model was not inappropriate.

42. The TA sets out queue lengths and time delays comparing the future baseline scenario (baseline traffic data plus background growth) with the preferred development scenario. It is agreed that the development could result in fewer vehicles on the network in the morning peak hour and more vehicles on the network in the evening peak hour based on the full occupation of existing vacant units on site. It is also common ground that 4 of the junctions on Hamble Lane currently operate over theoretical capacity and are expected to continue doing so with the development in place. The future baseline scenario alone reveals significant increases in queue delays in some locations compared to the current baseline.

43. The impacts should be considered as a whole and there would be a mix of positive and negative results at each junction. At both the morning and evening peaks, some junctions would experience a decrease in queue delays when comparing the two scenarios. Most of the queue delay increases would be under 10 seconds. However, there would be some notable negative impacts in specific locations.

44. For the Hamble Lane north arm of the Tesco Roundabout junction in the evening peak, the queue length would increase substantially in the preferred development scenario. This equates to an increased time delay of over a minute to give an overall delay of three and a half minutes. In the morning peak, the worst affected junction would be the A3025 Portsmouth Road right turn with nearly half a minute time delay and an overall delay of three and a half minutes. As noted above, the Windhover Roundabout junction has not

been modelled but it lies next to the Tesco junction. Therefore, there could be noticeable impacts at Windhover too.

45. There is no definition of 'severe' in the NPPF or elsewhere in policy. I consider that individual impacts at the Tesco Roundabout and Portsmouth Road junctions would be severe, particularly when compared to the current baseline and considering the cumulative impact of background growth elsewhere. Hamble Lane is already congested and the development would result in increased queuing. The appellant and HCC concur in their agreed statement on transport matters that the impact would not be severe subject to the agreed package of measures.

46. The measures comprise a financial contribution of £750,000 towards delivering the HLIS, the aforementioned changes to Kings Avenue and Coronation Parade, and the implementation of the proposed Travel Plan. The appellant and HCC agree that the provision of such measures recognises the necessity of making otherwise unacceptable development acceptable. Therefore, the evidence indicates that the development would have a severe impact in an unmitigated form. Even if it was less than severe, there would still be harm and a requirement to mitigate and/or weigh this in the overall balance.

47. HCC's position on the impact is based on the residential trip generation only and does not take into account any reduction in traffic from buildings to be demolished. Nevertheless, the mitigation measures must address the adverse effects of the development.

48. The financial contribution towards the HLIS would be focused on works to the Hound Road and Portsmouth Road junctions initially, with the scope for any unspent money to go towards other improvements. The TA models the impact of proposed mitigation measures at the Hound Road junction and concludes that sufficient capacity would be achieved. Based on the robustness of the baseline data and modelling for this junction, I have no reason to disagree. In contrast, there is no modelling in the TA of mitigation measures for the Portsmouth Road junction or any others.

49. The Hamble Lane Corridor Study (HLCS) which informs the HLIS does not make any provision for improvement works to the Hound Road junction. There are no costs for the works other than the appellant's suggestion at the inquiry that they could be around £1.3 million. HCC currently holds £2.33 million towards the HLIS with a further £1.27 million to be secured including the appellant's £750,000. This is significantly less than the total estimated costs of works in the HLCS which dates from 2017. Even allowing for contingency and overly optimistic estimates, it is not clear whether there is sufficient funding to carry out the works within the HLIS. HCC continue to wait for a decision from the Department for Transport on its Pinch Point bid to relieve local congestion. HCC officers have also indicated that more assessment would be required even if the bid was successful along with a further 2 years to the start of construction.

50. It is conceivable that individual elements of the HLIS could come forward in a piecemeal fashion, including the Hound Road and Portsmouth Road works. However, there is a lack of mitigation modelling for most of the junctions and uncertainty over the funding and construction timescales. Therefore, I conclude that the HLIS related mitigation measures are unlikely to be sufficient or come forward within a reasonable timeframe. Although these measures are based on the residential trip generation only, the inability to demonstrate that they are

appropriate and can be delivered casts doubt on the ability to mitigate the traffic impact of the development. It is also important to note that I have also found flaws in the changes to Kings Avenue and Coronation Parade in the previous main issue.

51. The approach to baseline data and much of the modelling work is adequate, but doubts remain on the effects on the Windhover Roundabout junction due to the absence of specific assessment. Overall, I find that the mitigation measures are uncertain and so the development would be likely to have an unacceptable effect on traffic movements within the local road network.

52. HCC's lack of objection to the development is clear, despite some confusion created by the timing of a March 2019 HCC report to the Executive Member for Environment and Transport, which states that until improvements to the northern section of Hamble Lane have been implemented it is considered inappropriate from a traffic perspective for further development to be allocated or permitted along Hamble Lane. The main parties have also disputed the wording and meaning of the Council's third reason for refusal. However, from the evidence before me, I conclude that the development would have an unacceptable effect on traffic movements and highway safety.

53. As a consequence, the development would not accord with LPR Policies 100.T, 101.T and 102.T, and ELP Policy DM13. Amongst other things, these policies require development to minimise its impact on the existing transport network, avoid interference with the safety, function and standard of service or the road network, and provide contributions towards transport improvements. The development would also not meet NPPF paragraph 108(c) which seeks to cost effectively mitigate to an acceptable degree any significant impacts of schemes on the transport network in terms of capacity and congestion. NPPF paragraph 109 is also applicable, which seeks to only prevent development on highway grounds if there would be an unacceptable effect on highway safety or the residual cumulative impacts on the road network would be severe.

Main Issue 4: Sports facilities

54. The development would result in the loss of the cricket pitch in the central part of the site which also provides for two grass football pitches and training area. Sport England's Playing Fields Policy and Guidance (PFPG) opposes the loss of playing fields unless one or more exceptions can be demonstrated. Exception 4 allows for a replacement playing field of equivalent or better quality/quantity, in a suitable location, and subject to equivalent or better accessibility and management arrangements.

55. The S106 agreement would provide for playing field improvements at College Playing Fields (CPF) to accommodate 10 cricket wickets alongside further playing fields improvements in this location including nets, storage, fencing, and enhancement to the existing pavilion. The improvements would need to follow national guidelines to the satisfaction of an authorised pitch adviser and be provided before the cricket club is displaced and development commences on that part of the site. CPF is located on the north side of Hamble-le-Rice and only a short distance from the site. It is accessible to the public and on a long-term lease to Hamble Parish Council (HPC) where the landowner cannot unreasonably withhold consent for any playing field related structures.

56. In addition to the CPF improvements, the S106 agreement would contribute towards off-site cricket improvements in the Bursledon, Hamble-le-Rice and Hound (BHH) local area. The S106 agreement would also contribute towards football and training improvements in the BHH local area to address the loss of the grass football pitches. Both contributions would be paid in two instalments at the commencement of development and before occupation of the 76th dwelling to encourage replacement facilities to come forward swiftly.

57. It is not possible for the S106 agreement to guarantee that the cricket and football clubs who use the existing cricket pitch would be able to use CPF and other local sites. However, a separate community use agreement could be used to secure a long-term tenure and maintenance agreement at CPF.

58. The S106 agreement provides for recreation and sports facilities on site works. These works would involve a number of enhancements to facilities for the Folland Sports Football Club and Folland Bowls Club including a new clubroom to replace the existing social club. The S106 agreement also compels the owner to use reasonable endeavours to grant leases or rights of occupation for 25 years to both clubs to secure their continued use of the facilities.

59. I am satisfied that the above obligations in the S106 agreement would meet PFPG Exception 4 and would allow existing sports clubs to remain locally on improved facilities. The above obligations would also be necessary, directly related and fairly and reasonably related in scale and kind. Thus, I would be able to take them into account if minded to allow the appeal.

60. In conclusion, the development would have an acceptable effect on the provision of sports facilities. Therefore, it would accord with LPR Policy 145.OS, ELP Policy DM34, and NPPF paragraph 97, which seek to ensure the replacement of open space and sports facilities with equivalent or better provision. The development would comply with the PFPG as set out above, and there would be no conflict with the Council's Sports Facility Needs Assessment and Playing Pitch Strategy Update 2017.

Main Issue 5: Special Protection Areas (SPA)

61. The site is within 5.6km of the Solent and Southampton Water SPA and Ramsar site. The SPA contains estuaries and adjacent coastal habitats important for breeding gulls and terns and wintering waterfowl. The wetland habitats support passage birds too. There is also the Solent Maritime Special Area of Conservation (SAC) important for its major estuarine systems and habitats. Potential adverse effects on the SPA and SAC from the development relate to recreational disturbance and water quality (both nutrients and surface water drainage). This could result in likely significant effects on the integrity of the European sites in combination with other plans or projects.

62. The site is around 20-27km from the New Forest National Park depending on the route taken. The New Forest SPA supports important breeding populations of bird species including the Nightjar, the Honey Buzzard, the Dartford Warbler and the Woodlark. During the appeal process, Natural England expressed the view that the development would result in a proportion of regular visits to the New Forest that could have potential adverse effects on the SPA in terms of recreational disturbance. There are a number of country parks closer to the development than the New Forest which provide opportunities for recreation and dog walking. However, the ELP recognises the potential impact of new

housing within Eastleigh on the New Forest. Applying a precautionary principle therefore, the development could result in likely significant effects on the integrity of the New Forest SPA in combination with other plans or projects.

63. On the basis of the above screening assessment, it would be necessary to carry out an appropriate assessment (AA) as part of my decision were I minded to allow the appeal. However, given my findings on the other main issues and the overall planning balance, there is no need for me to carry out an AA as there is no prospect of planning permission being granted. As a consequence, it is not necessary for me to reach a finding on this main issue.

The listed building at Sydney Lodge

64. Sydney Lodge was designed by Sir John Soane and built towards the end of the 18th century for the Yorke family who owned it until 1926. The family included notable political figures. The building is an almost square and symmetrical two storey building constructed mostly of yellow stock bricks with Portland stone detailing including window cills and the entrance porch. The internal plan form is largely unaltered with a grand hall and stone staircase illuminated by a highly decorative lantern above. The principal rooms are spacious and contain a number of historic architectural features including fireplaces and ceiling decorations. The stable to the side of Sydney Lodge is contemporary with the main lodge building and utilises similar materials and architectural features.

65. Sydney Lodge has considerable architectural interest as a largely intact and fine example of Sir John Soane's work as well as strong historic interest due to its associations with well-known people of the 18th and 19th centuries including its architect. This contributes greatly to the special interest of the listed building as well as its significance.

66. The land surrounding Sydney Lodge has changed substantially since the original grounds were developed for the aviation industry in the 1920s. There have been a number of 20th century additions to the side and rear with a range of single storey structures between the listed building and the Kings Avenue entrance. They have little architectural merit and obscure views of the historic building when entering the site. The listed building's surroundings are also compromised by the modern factory buildings to the south and west although there is an open space in front of the historic building and two of the nearest factory buildings have been recently demolished. The cricket pitch to the north provides some openness while there is a private garden to the rear, albeit in need of some maintenance.

67. The setting of the listed building is therefore mixed, with detracting industrial features but also areas of open space. The surrounding land is privately owned and there are only glimpsed public views of the building from Kings Avenue and Footpath 13. Thus, the existing setting makes a moderate positive contribution to the special interest and significance of the listed building.

68. The proposed housing on the cricket pitch would reduce the openness of the setting to the north. It is common ground that this would result in less than substantial harm and the slight erosion of the listed building's significance. NPPF paragraph 196 requires such harm to be weighed against the public benefits of the proposal. NPPF paragraph 193 places great weight on the conservation of heritage assets while NPPF paragraph 194 requires clear and convincing justification for any harm or loss.

69. There are a number of agreed heritage benefits including the demolition of later additions, the removal of nearby structures, and landscaping works. The parties consider that great weight should be given to these benefits as a whole but disagree on the use of specific planning conditions to secure the demolition of the later additions. These works are covered by a separate planning permission and listed building consent. A condition on this appeal simply requiring compliance with these approvals would not guarantee that the works would be carried out as part of the development. Therefore, were I minded to allow this appeal, the Council's preferred condition requiring works to be carried out prior to occupation of the 75th dwelling would be necessary.

70. The heritage benefits are public benefits which would clearly and convincingly outweigh the limited harm to the significance of the listed building. Its special interest would be preserved and there would be a number of enhancements to the building and its setting. Thus, I concur that great weight can be given to the benefits and the conservation of the heritage asset.

Other Matters

71. Interested parties have identified a number of other concerns, but given my overall conclusion, it has not been necessary to consider these in any detail.

Planning Balance and Conclusion

72. The development would result in a number of benefits. As outlined above, the heritage benefits of the development would carry great weight provided the later additions to the listed building are removed. NPPF paragraph 118(c) says substantial weight should be given to the value of using suitable brownfield land within settlements for homes while NPPF paragraph 68(c) states that great weight should be given to the benefits of using suitable windfall sites within settlements. Only part of the site is brownfield and within the settlement, but these benefits can still be afforded significant weight.

73. The delivery of affordable housing at a policy compliant level (35%) via the S106 agreement would be a significant benefit. The existence of a 5 year housing land supply reduces the weight given to the delivery of market housing. Nevertheless, the development would boost overall housing supply and so reasonable weight can be afforded to this benefit.

74. There would be economic benefits from construction, additional local spending and the New Homes Bonus, all of which would be significant. The development would allow Aernnova to consolidate and rationalise its business in light of global competition and uncertainties over the aviation industry. In part, this is a private benefit to the company, but it could also help to support jobs and the local economy. In the absence of more detailed and specific information in terms of how the existing business would benefit from the development, I afford this aspect moderate weight.

75. Improvements to sporting facilities within the site in terms of the football and bowls clubs represents a moderate benefit for users of those facilities. The on-site open space/play area provision and the off-site provision of open space and sports facilities via the S106 agreement largely mitigates the effect of the development. However, there would be some overall improvement in football and cricket facilities, particularly at CPF, which counts as a moderate benefit.

76. Notwithstanding my overall conclusion on the second main issue, there would be some improvements in terms of access and parking, particularly along Kings Avenue and for deliveries to the food store. These benefits can be afforded moderate weight.

77. Weighing against these benefits are a number of adverse effects. First, the development would not be in an appropriate location having regard to the development plan and the effect on the character and appearance of the surrounding area. The level of harm and the conflict with the development plan is only moderate due to the limited and localised effects, plus the reduced weight I have attributed to relevant policies.

78. Second, the development would not provide safe and suitable access for all users. Given the reduction in the quality of the cycle route and increased risk of conflict between different users in front of Coronation Parade, I afford considerable weight to this adverse effect and the conflict with relevant policies.

79. Third, the development would have an unacceptable effect on traffic movements. Given the already congested nature of Hamble Lane and the inability to adequately mitigate the effect of the development, I afford substantial weight to this adverse effect and the conflict with relevant policies.

80. Taken together, the adverse effects would outweigh the benefits of the development. There would be conflict with the development plan and insufficient material considerations to indicate that planning permission should be granted on this occasion.

81. For the above reasons, and having had regard to all other matters raised, I conclude that the appeal should be dismissed.

Tom Gilbert-Wooldridge

INSPECTOR

APPEARANCES

FOR THE APPELLANT

Robert Walton QC, instructed by Simon Chapman of RPS.

He called:

Damian Tungatt BSc MCIHT
Director, Markides Associates Ltd

Paul Ellis BA (Hons) Dip LA Member of the Landscape Institute
Technical Director, RPS

Simon Chapman BA (Hons) BPl MRTPI
Director, RPS

Louise Belderbos
Partner, Land Law LLP

FOR THE LOCAL PLANNING AUTHORITY

Ned Helme BA (Oxon) GDL BVC of Counsel, instructed by Ian Austin, Head of Legal Services, Eastleigh Borough Council.

He called:

Councillor Keith House MRTPI
Eastleigh Borough Council

Councillor Tonia Craig
Eastleigh Borough Council

Councillor Adam Manning LLB LLM
Eastleigh Borough Council

Ed Whitney BSc (Hons) MCIHT
Senior Transport Planner, Ove Arup and Partners Ltd

Pete Errington BSc (Hons) Dip TP MRTPI
Planning Associate, Adams Henry Consulting Limited

Kitty Budden BSc (Hons) MSc MSc
Principal Planning Officer, Eastleigh Borough Council

INTERESTED PARTIES WHO SPOKE AT THE INQUIRY

Jody Slater	Local resident
Tina Cuss	Countryside Planning Officer, Hampshire County Council

DOCUMENTS SUBMITTED AT THE INQUIRY

ID01	Appellant's opening submissions
ID02	Council's opening submissions
ID03	Updated draft S106 agreement
ID04	Solent and Southampton Water SPA conservation objectives and citation
ID05	Solent Maritime SAC conservation objectives and citation
ID06	New Forest SPA conservation objectives, supplementary advice and citation
ID07	Email from Natural England dated 13 November 2020 containing further advice on the shadow Habitats Regulations Assessment
ID08	CIL Compliance Schedule (version 4 dated 13 November 2020)
ID09	CIL Projects Location Plan
ID10	Information note dated 15 November 2020 relating to College Playing Fields including copy of the lease
ID11	Council's closing submissions
ID12	Court of Appeal judgment R (Mynydd y Gwent Ltd) v Secretary of State for Business, Energy and Industrial Strategy [2018] EWCA Civ 231
ID13	Appellant's closing submissions including appendix summarising junction delays
ID14	Email correspondence between the Council and Sport England regarding the draft S106 agreement

DOCUMENTS SUBMITTED AFTER THE INQUIRY CLOSED

Doc 1	Amended draft conditions
Doc 2	Addendum to the shadow Habitats Regulations Assessment dated 1 December 2020
Doc 3	Email from Natural England dated 11 December 2020 regarding the addendum
Doc 4	New Forest National Park Authority Revised Habitat Mitigation Scheme (July 2020)
Doc 5	Updated draft S106 agreement
Doc 6	Completed and executed S106 agreement